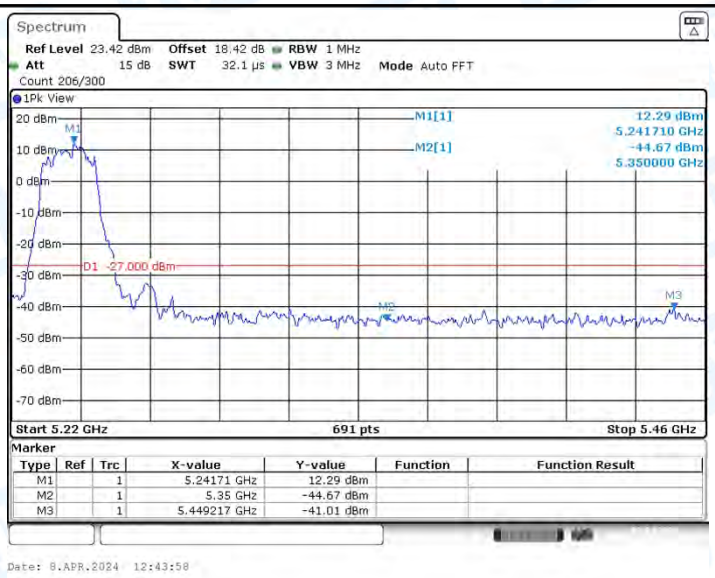

11AX20MIMO_Ant2_High_5240

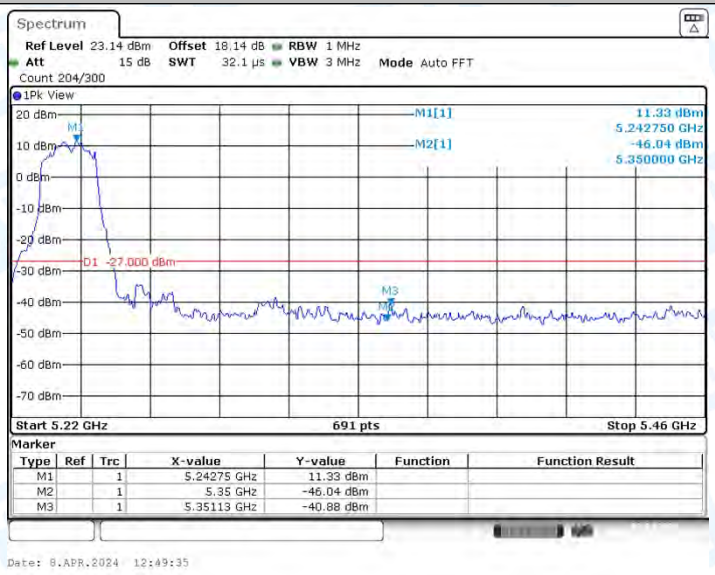

11AX40MIMO_Ant1_Low_5190

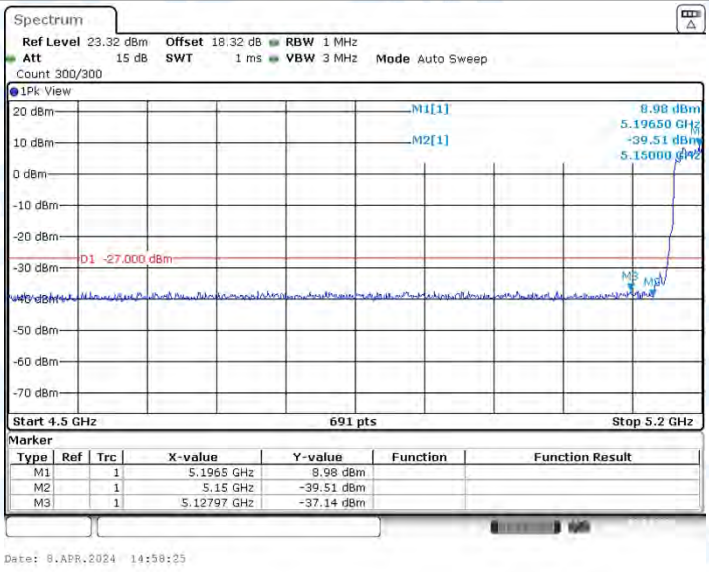

11AX40MIMO_Ant2_Low_5190

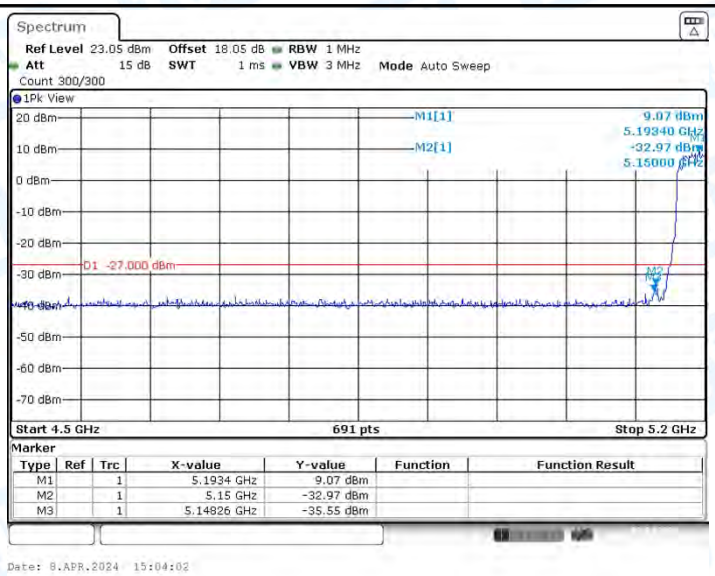

11AX40MIMO_Ant1_High_5230

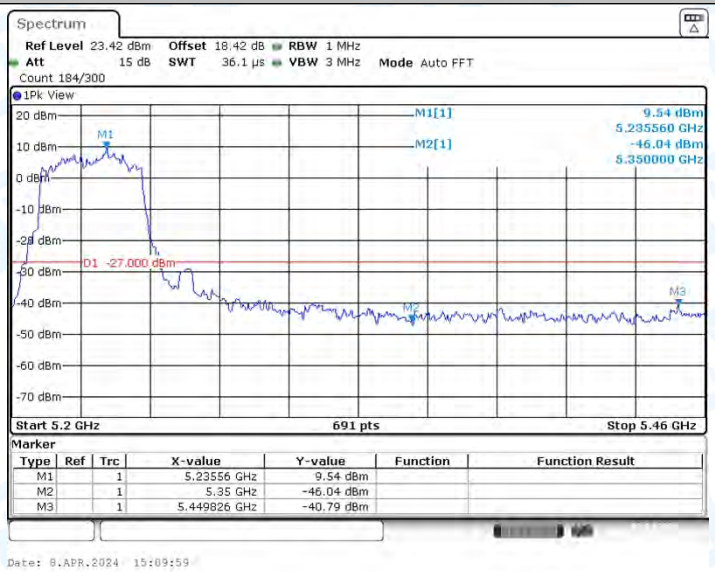

11AX40MIMO_Ant2_High_5230

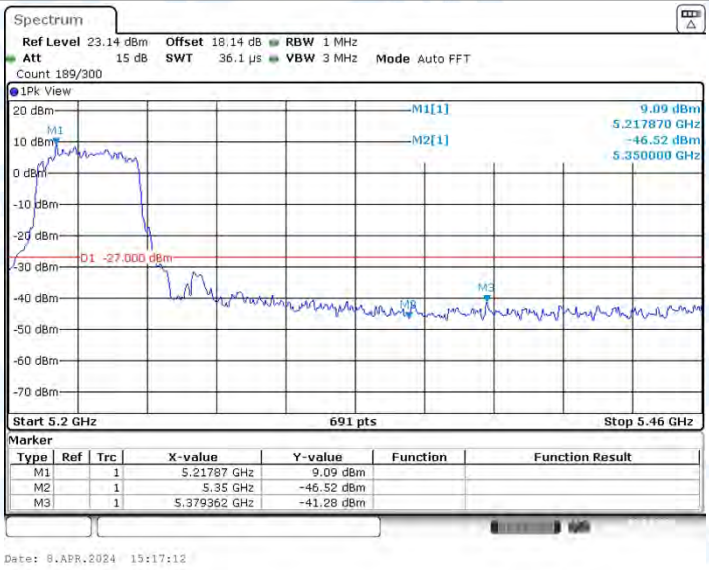

11AX80MIMO_Ant1_Low_5210

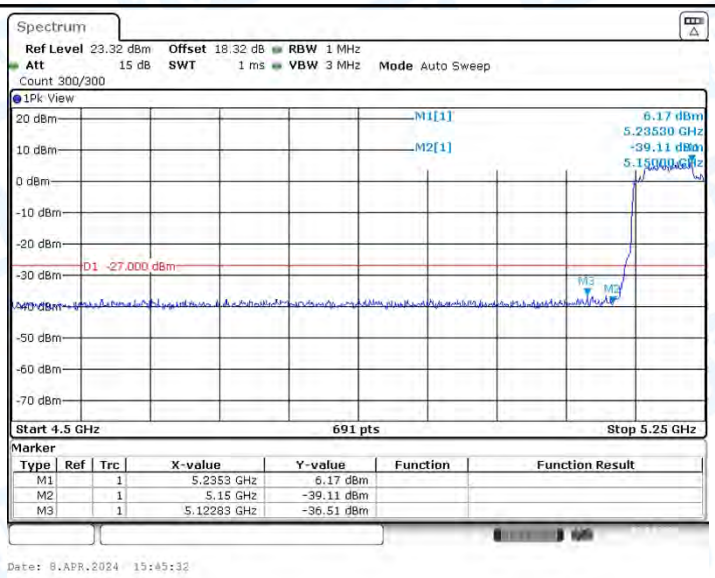

11AX80MIMO_Ant2_Low_5210

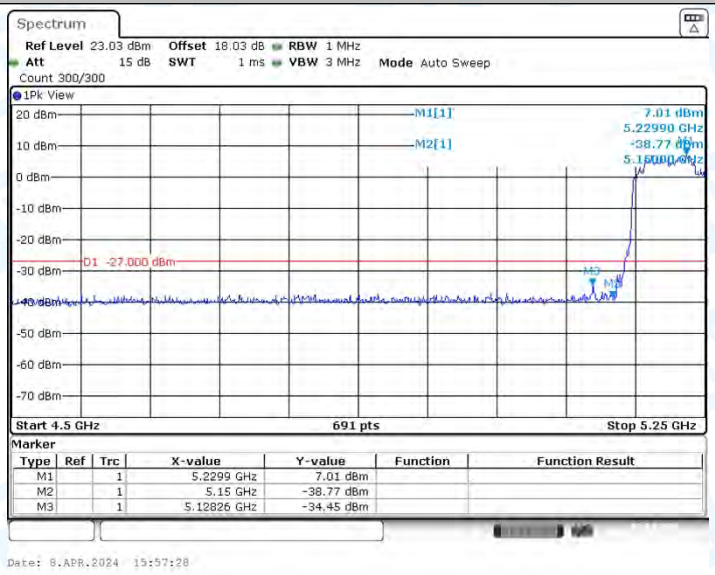

11AX80MIMO_Ant1_High_5210

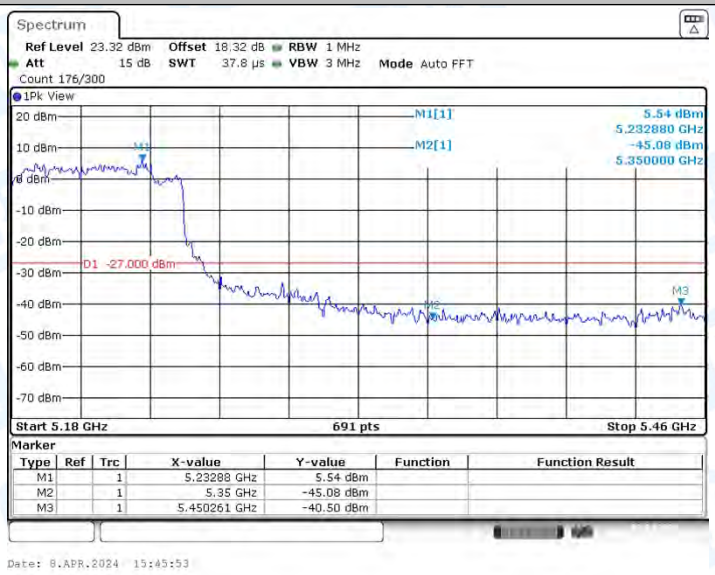

11AX80MIMO_Ant2_High_5210

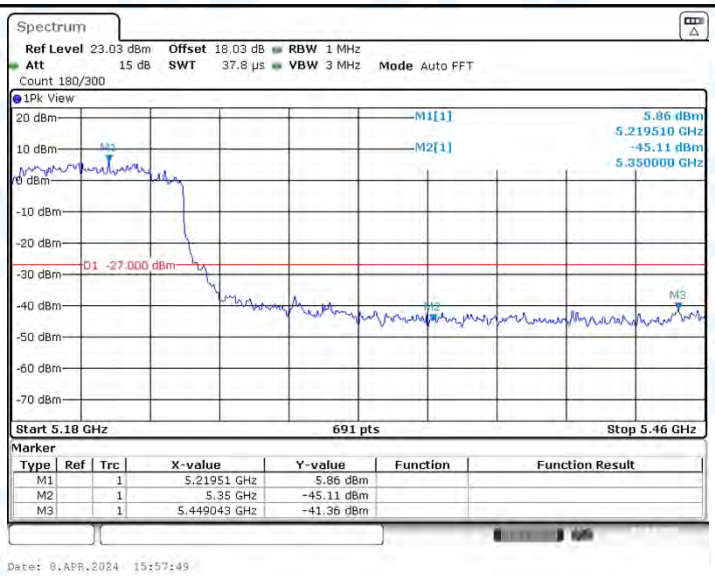
Spectrum
Ref Level 23.03 dBm Offset 18.03 dB RBW 1 MHz
Att 15 dB SWT 37.8 µs VBW 3 MHz Mode Auto FFT
Count 180/300
1Pk View
M1[1] 5.86 dBm 5.219510 GHz
M2[1] -45.11 dBm 5.350000 GHz
D1 -27.000 dBm
Start 5.18 GHz 691 pts Stop 5.46 GHz
Marker
Type Ref Trc X-value Y-value Function Function Result
M1 1 5.21951 GHz 5.86 dBm
M2 1 5.35 GHz -45.11 dBm
M3 1 5.449043 GHz -41.36 dBm
Date: 8.APR.2024 15:57:49

11A-CDD_Ant1_Low_5745

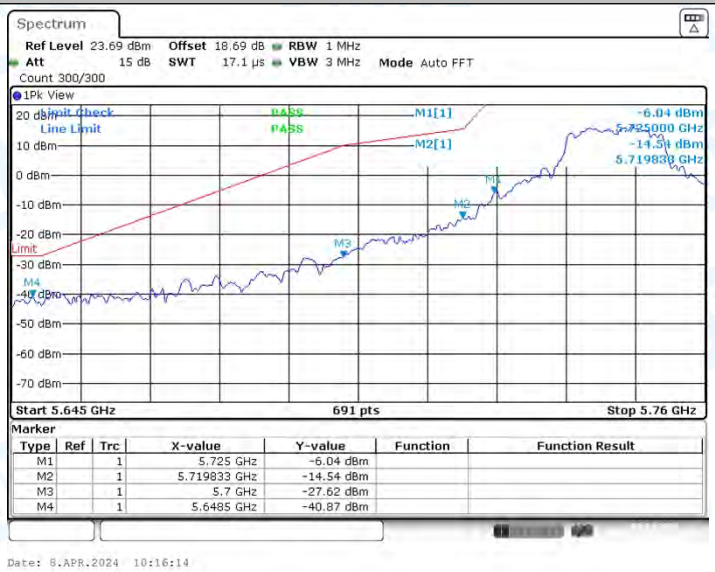

11A-CDD_Ant2_Low_5745

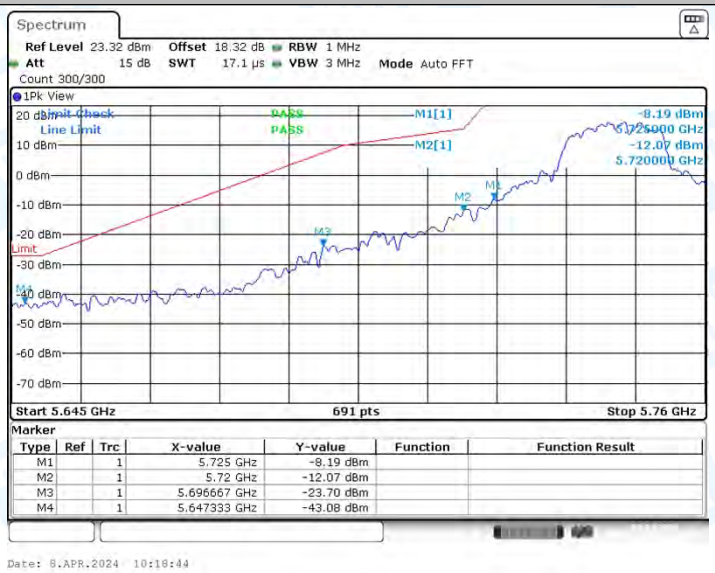

11A-CDD_Ant1_High_5825

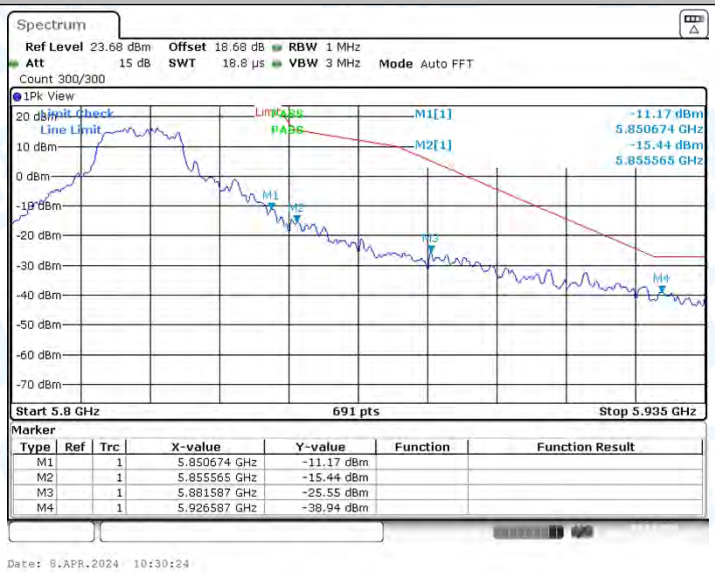

11A-CDD_Ant2_High_5825

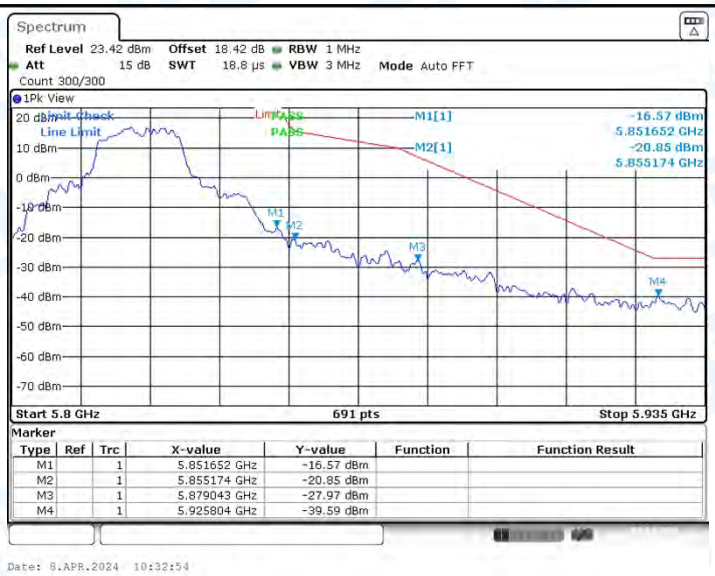

11N20MIMO_Ant1_Low_5745

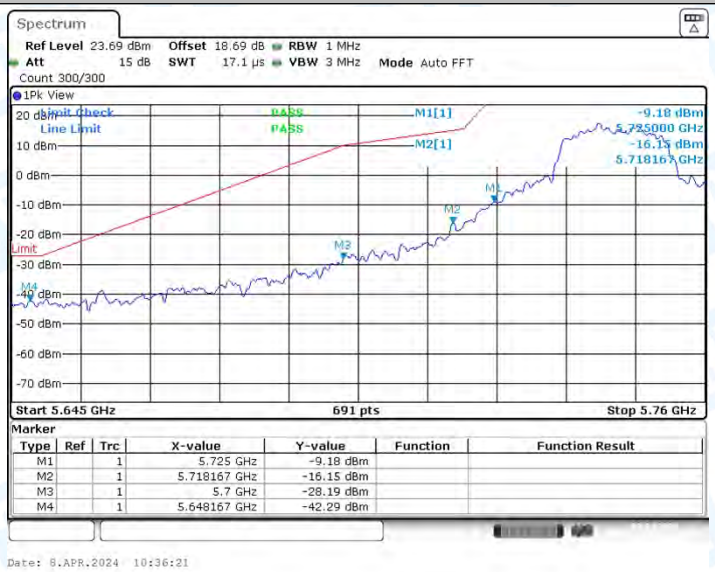

11N20MIMO_Ant2_Low_5745

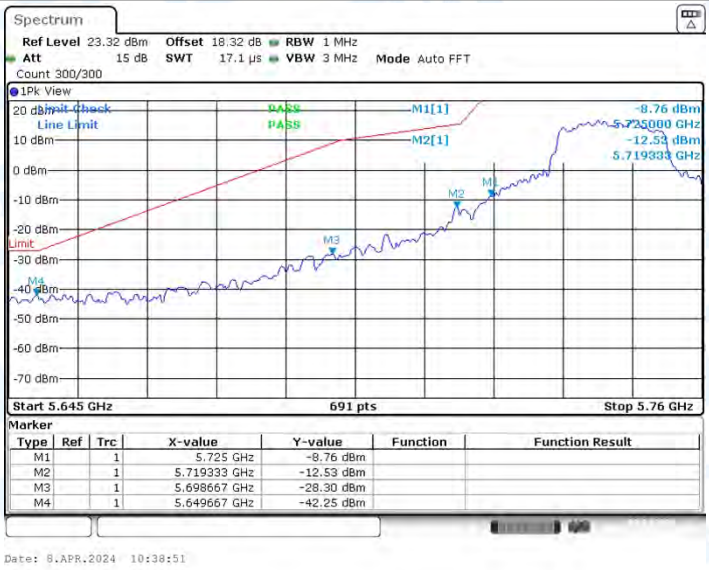

11N20MIMO_Ant1_High_5825

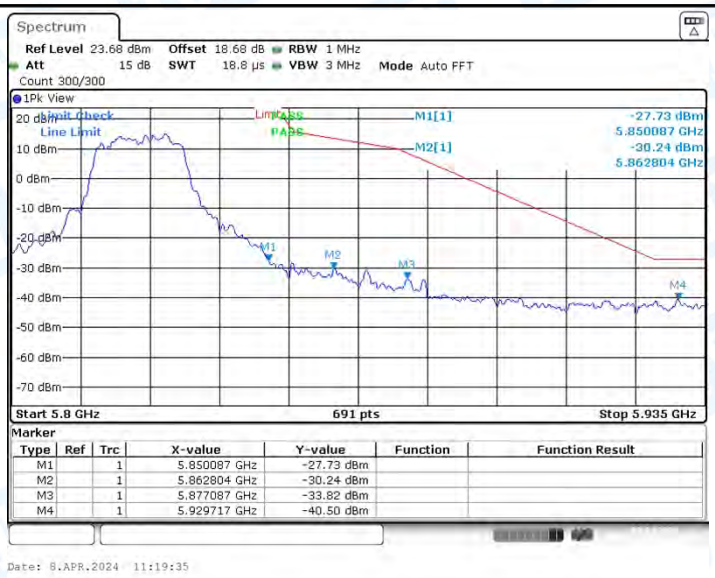

11N20MIMO_Ant2_High_5825

11N40MIMO_Ant1_Low_5755

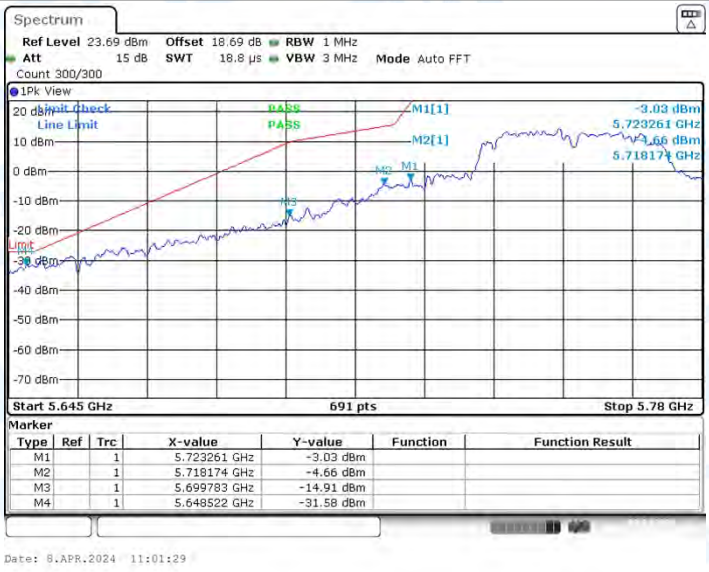

11N40MIMO_Ant2_Low_5755

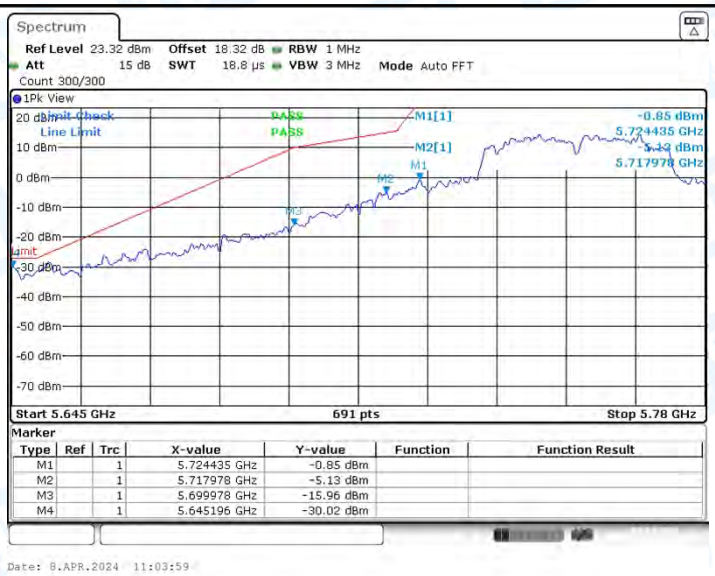

11N40MIMO_Ant1_High_5795

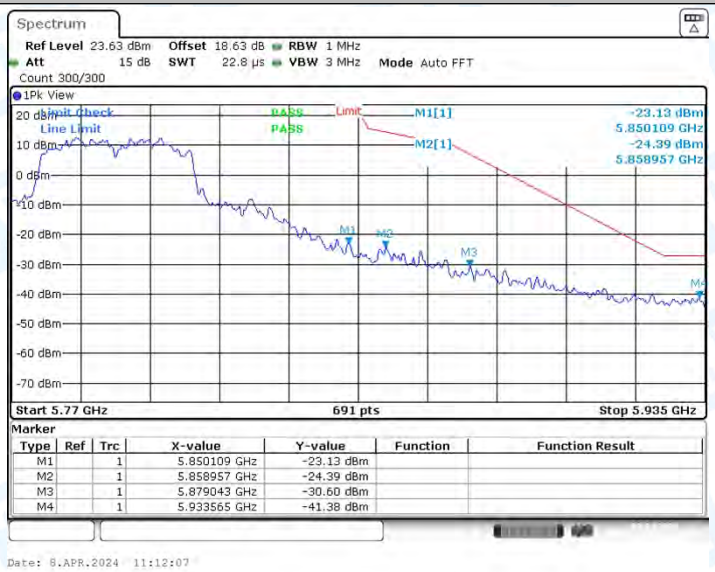

11N40MIMO_Ant2_High_5795

11AC20MIMO_Ant1_Low_5745

11AC20MIMO_Ant2_Low_5745

11AC20MIMO_Ant1_High_5825

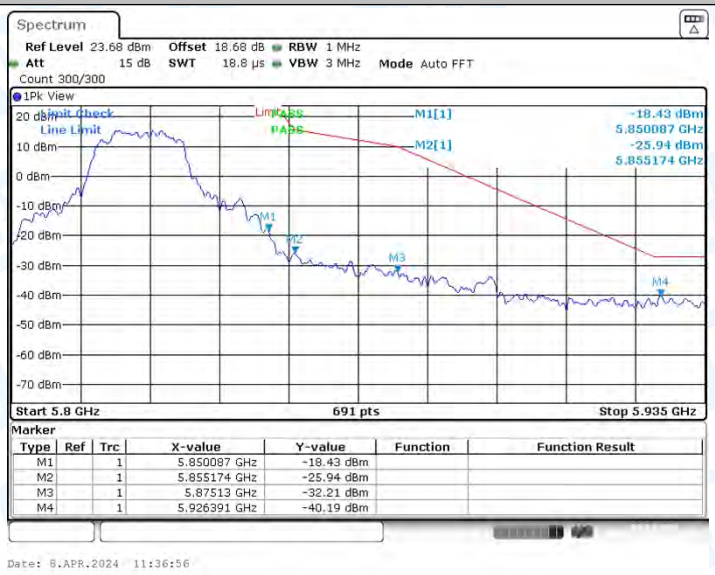

11AC20MIMO_Ant2_High_5825

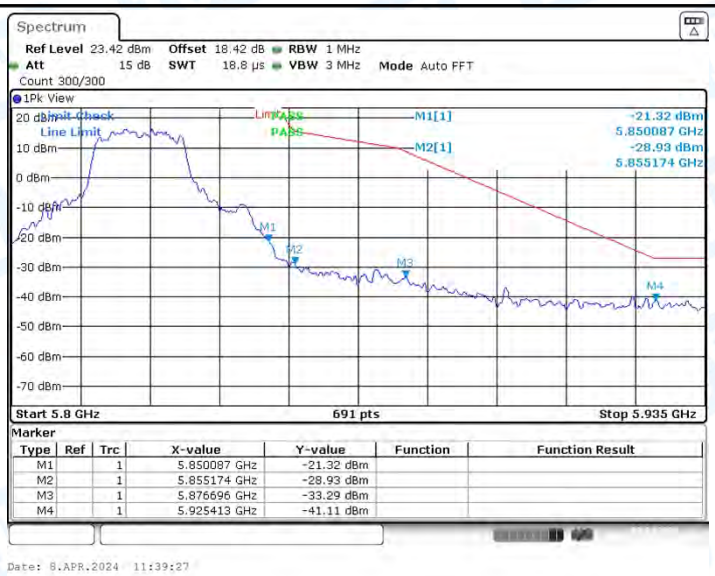

11AC40MIMO_Ant1_Low_5755

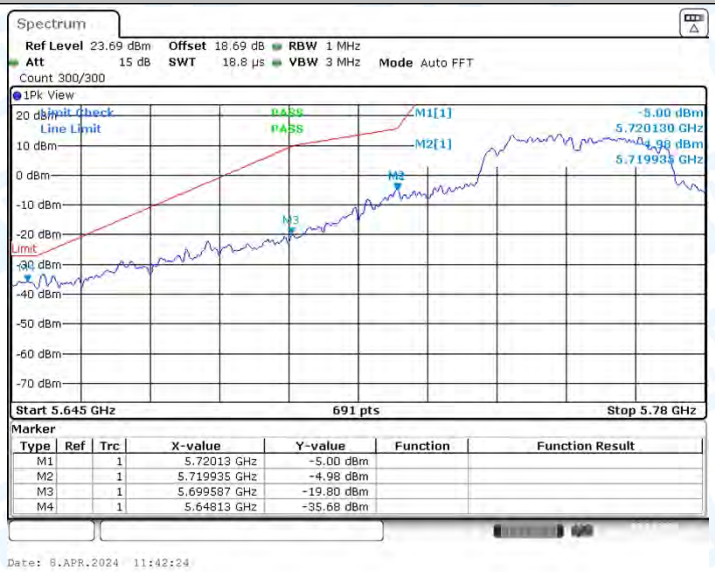

11AC40MIMO_Ant2_Low_5755

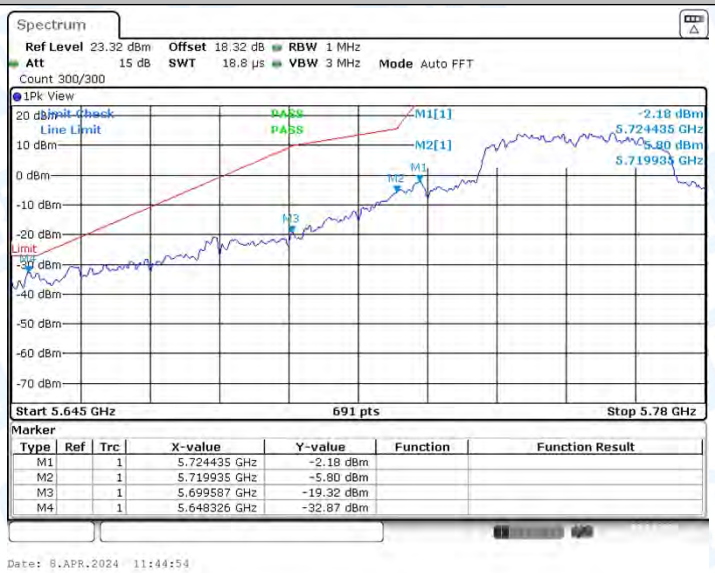

11AC40MIMO_Ant1_High_5795

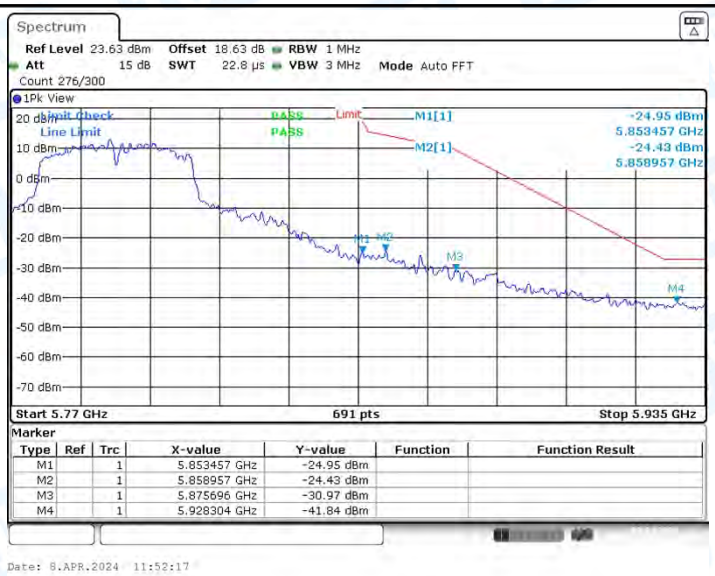

11AC40MIMO_Ant2_High_5795

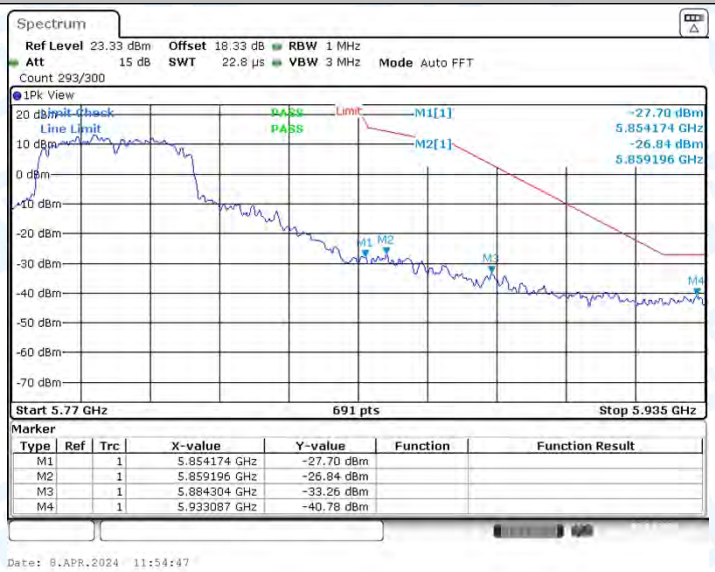

11AC80MIMO_Ant1_Low_5775

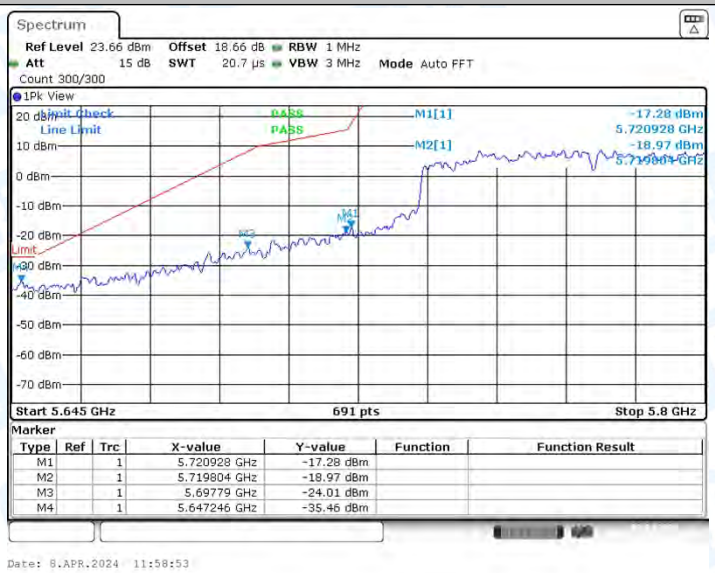

11AC80MIMO_Ant1_High_5775

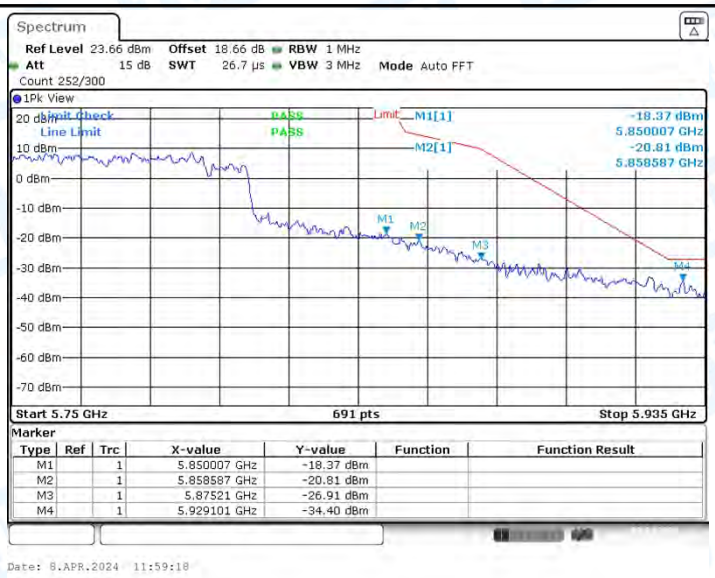

11AC80MIMO_Ant2_Low_5775

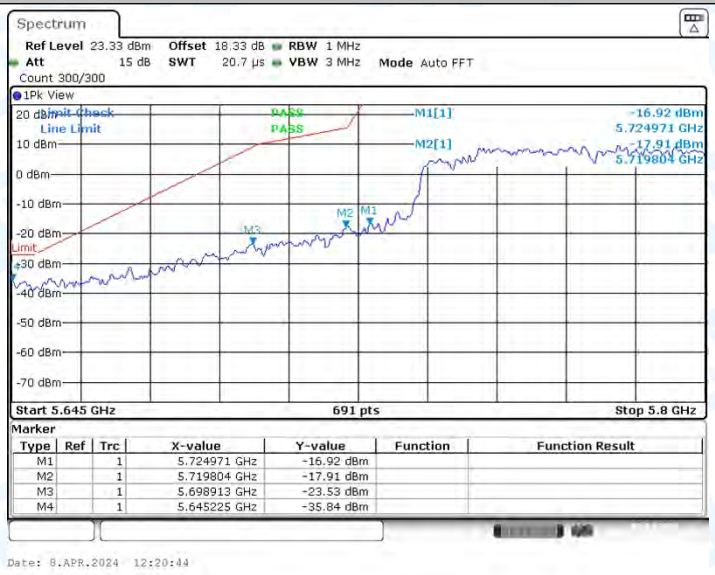

11AC80MIMO_Ant2_High_5775

11AX20MIMO_Ant1_Low_5745

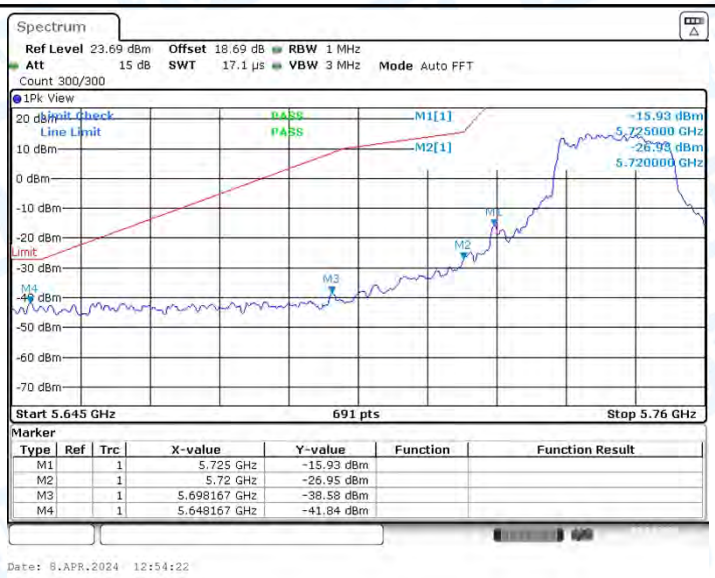

11AX20MIMO_Ant2_Low_5745

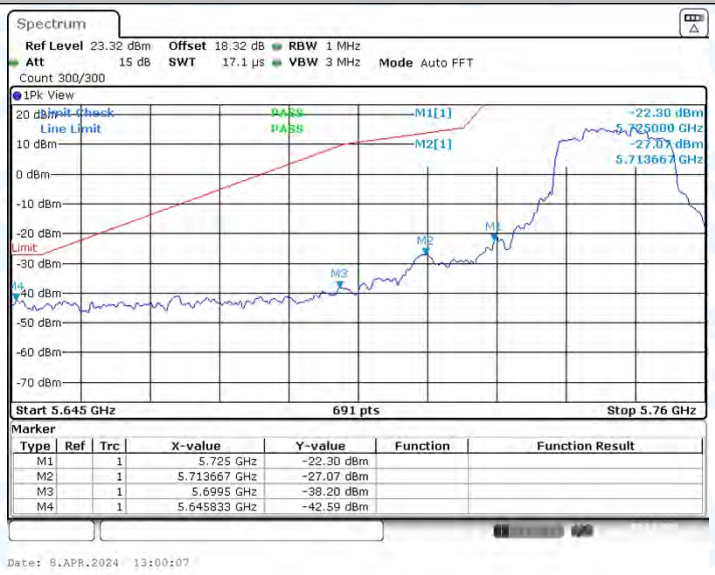

11AX20MIMO_Ant1_High_5825

11AX20MIMO_Ant2_High_5825

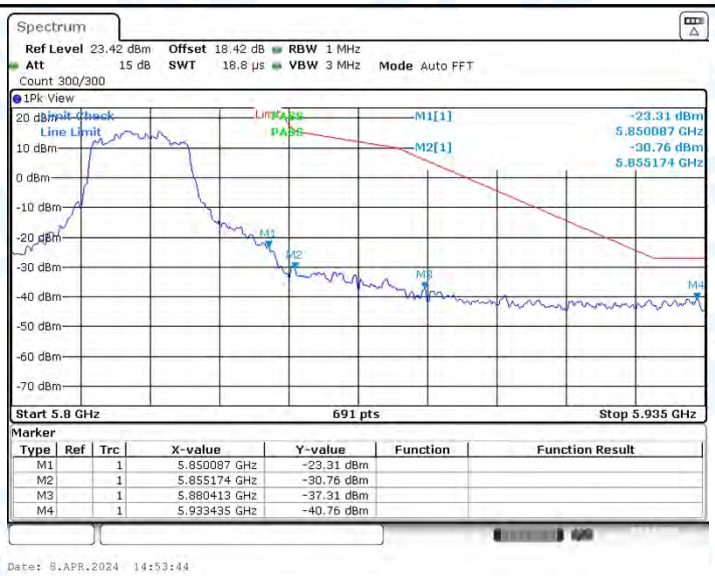

11AX40MIMO_Ant1_Low_5755

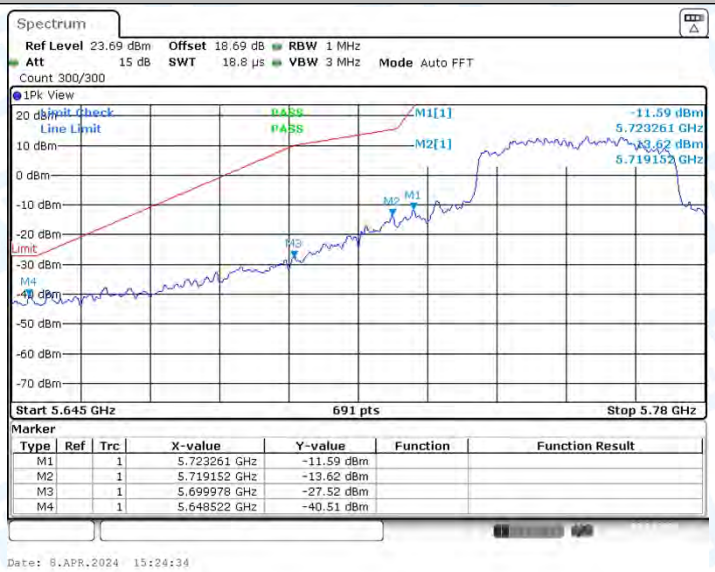

11AX40MIMO_Ant2_Low_5755

11AX40MIMO_Ant1_High_5795

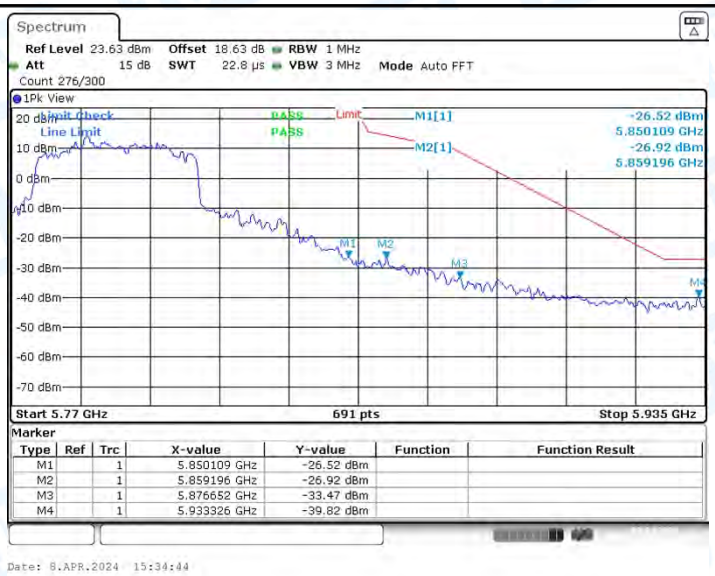

11AX40MIMO_Ant2_High_5795

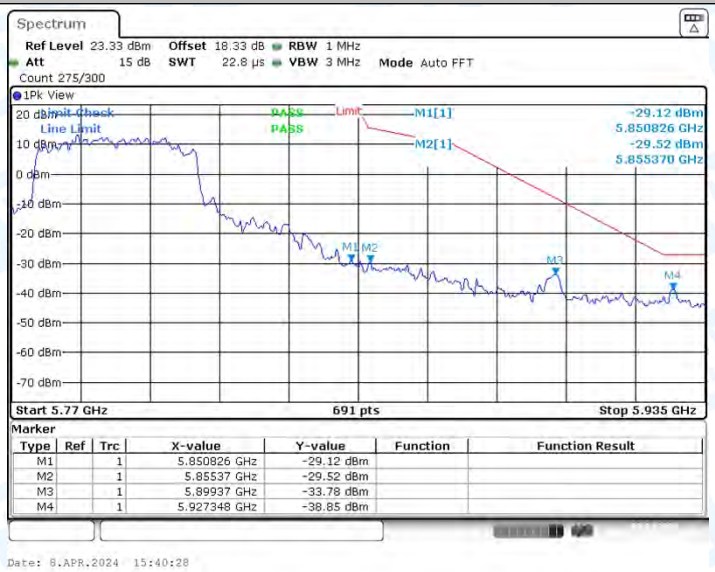

11AX80MIMO_Ant1_Low_5775

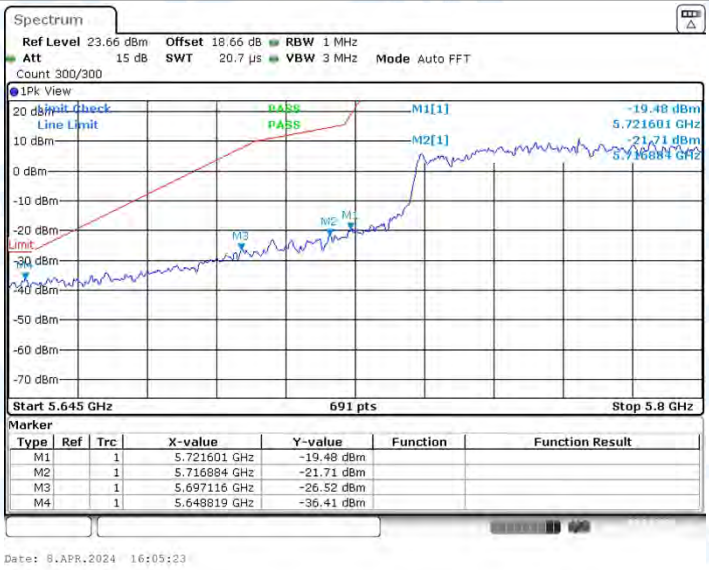

11AX80MIMO_Ant1_High_5775

11AX80MIMO_Ant2_Low_5775

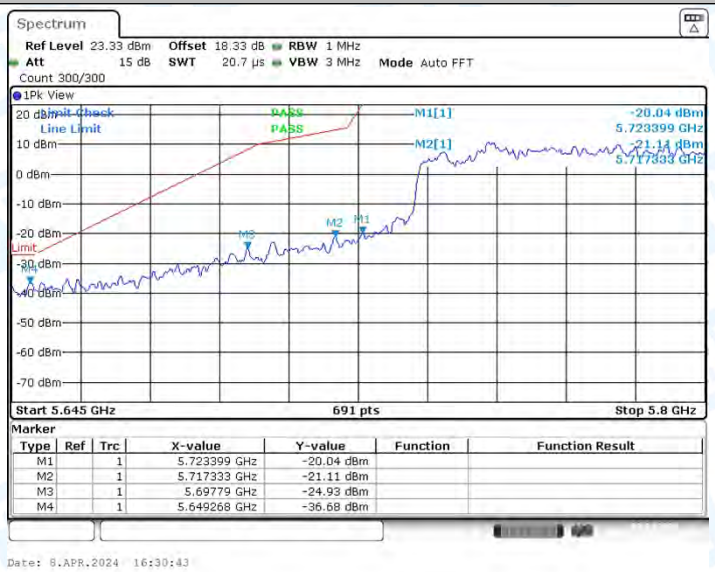

11AX80MIMO_Ant2_High_5775

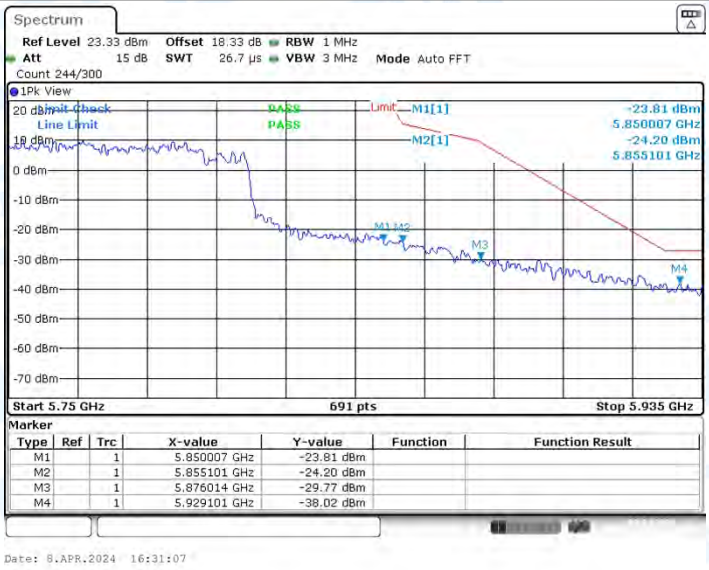

7. Emissions in Restricted Bands

7.1.Test Result

TestMode	Antenna	ChName	Channel	Detector	Freq [MHz]	EIRP [dBm]	Limit [dBm]	Verdict
11A-CDD	Ant1	Low	5180	AV	4500.000	-47.97	≤-41.20	PASS
				AV	5149.275	-44.59	≤-41.20	PASS
				AV	5150.000	-44.05	≤-41.20	PASS
				Peak	4500.000	-39.16	≤-21.20	PASS
				Peak	5149.275	-28.98	≤-21.20	PASS
				Peak	5150.000	-30.25	≤-21.20	PASS
	Ant2	Low	5180	AV	4500.000	-48.03	≤-41.20	PASS
				AV	5148.261	-45.67	≤-41.20	PASS
				AV	5150.000	-45.46	≤-41.20	PASS
				Peak	4500.000	-37.05	≤-21.20	PASS
				Peak	5148.261	-33.9	≤-21.20	PASS
				Peak	5150.000	-33.14	≤-21.20	PASS
	total	Low	5180	AV	4500.000	-44.99	≤-41.20	PASS
				AV	5148.261	-42.09	≤-41.20	PASS
				AV	5150.000	-41.69	≤-41.20	PASS
				Peak	4500.000	-34.97	≤-21.20	PASS
				Peak	5148.261	-27.77	≤-21.20	PASS
				Peak	5150.000	-28.45	≤-21.20	PASS
	Ant1	High	5240	AV	5350.000	-50.4	≤-41.20	PASS
				AV	5447.478	-48.69	≤-41.20	PASS
				AV	5460.000	-50.12	≤-41.20	PASS
				Peak	5350.000	-42.14	≤-21.20	PASS
				Peak	5446.783	-39.51	≤-21.20	PASS
				Peak	5460.000	-42.68	≤-21.20	PASS
	Ant2	High	5240	AV	5350.000	-50.27	≤-41.20	PASS
				AV	5446.783	-48.86	≤-41.20	PASS
				AV	5460.000	-50.36	≤-41.20	PASS
				Peak	5350.000	-42.12	≤-21.20	PASS
				Peak	5381.391	-39.18	≤-21.20	PASS
				Peak	5460.000	-42.06	≤-21.20	PASS
	total	High	5240	AV	5350.000	-47.32	≤-41.20	PASS
				AV	5446.783	-45.76	≤-41.20	PASS
				AV	5460.000	-47.23	≤-41.20	PASS
				Peak	5350.000	-39.12	≤-21.20	PASS
				Peak	5381.391	-36.33	≤-21.20	PASS
				Peak	5460.000	-39.35	≤-21.20	PASS
	Ant1	Low	5745	Peak	5650.000	-40.84	≤-27.00	PASS
				Peak	5700.000	-24.73	≤10.00	PASS
				Peak	5720.000	-13.16	≤15.60	PASS

				Peak	5725.000	-5.81	≤27.00	PASS
	Ant2	Low	5745	Peak	5650.000	-42.72	≤-27.00	PASS
				Peak	5700.000	-25.11	≤10.00	PASS
				Peak	5720.000	-13.28	≤15.60	PASS
				Peak	5725.000	-7.37	≤27.00	PASS
	total	Low	5745	Peak	5650.000	-38.67	≤-27.00	PASS
				Peak	5700.000	-21.91	≤10.00	PASS
				Peak	5720.000	-10.21	≤15.60	PASS
				Peak	5725.000	-3.51	≤27.00	PASS
	Ant1	High	5825	Peak	5850.000	-10.64	≤27.00	PASS
				Peak	5855.000	-14.21	≤15.60	PASS
				Peak	5875.000	-24.24	≤10.00	PASS
				Peak	5925.000	-37.08	≤-27.00	PASS
	Ant2	High	5825	Peak	5850.000	-13.85	≤27.00	PASS
				Peak	5855.000	-18.24	≤15.60	PASS
				Peak	5875.000	-27.16	≤10.00	PASS
				Peak	5925.000	-39.64	≤-27.00	PASS
	total	High	5825	Peak	5850.000	-8.94	≤27.00	PASS
				Peak	5855.000	-12.76	≤15.60	PASS
				Peak	5875.000	-22.45	≤10.00	PASS
				Peak	5925.000	-35.16	≤-27.00	PASS
11N20MIMO	Ant1	Low	5180	AV	4500.000	-47.72	≤-41.20	PASS
				AV	5148.261	-46.5	≤-41.20	PASS
				AV	5150.000	-46.72	≤-41.20	PASS
				Peak	4500.000	-37.86	≤-21.20	PASS
				Peak	5148.261	-31.2	≤-21.20	PASS
				Peak	5150.000	-31.92	≤-21.20	PASS
	Ant2	Low	5180	AV	4500.000	-47.65	≤-41.20	PASS
				AV	5147.246	-46.66	≤-41.20	PASS
				AV	5150.000	-46.9	≤-41.20	PASS
				Peak	4500.000	-37.18	≤-21.20	PASS
				Peak	4882.464	-34.48	≤-21.20	PASS
				Peak	5150.000	-35.95	≤-21.20	PASS
	total	Low	5180	AV	4500.000	-44.67	≤-41.20	PASS
				AV	5147.246	-43.57	≤-41.20	PASS
				AV	5150.000	-43.80	≤-41.20	PASS
				Peak	4500.000	-34.50	≤-21.20	PASS
				Peak	4882.464	-29.53	≤-21.20	PASS
				Peak	5150.000	-30.47	≤-21.20	PASS
	Ant1	High	5240	AV	5350.000	-50.62	≤-41.20	PASS
				AV	5447.478	-48.66	≤-41.20	PASS
				AV	5460.000	-51	≤-41.20	PASS
				Peak	5350.000	-41.54	≤-21.20	PASS
				Peak	5449.565	-38.55	≤-21.20	PASS
				Peak	5460.000	-42.18	≤-21.20	PASS

	Ant2	High	5240	AV	5350.000	-50.8	≤-41.20	PASS
				AV	5447.478	-48.43	≤-41.20	PASS
				AV	5460.000	-50.53	≤-41.20	PASS
				Peak	5350.000	-42.04	≤-21.20	PASS
				Peak	5446.783	-39.85	≤-21.20	PASS
				Peak	5460.000	-41.75	≤-21.20	PASS
	total	High	5240	AV	5350.000	-47.70	≤-41.20	PASS
				AV	5447.478	-45.53	≤-41.20	PASS
				AV	5460.000	-47.75	≤-41.20	PASS
				Peak	5350.000	-38.77	≤-21.20	PASS
				Peak	5446.783	-36.14	≤-21.20	PASS
				Peak	5460.000	-38.95	≤-21.20	PASS
	Ant1	Low	5745	Peak	5650.000	-42.68	≤-27.00	PASS
				Peak	5700.000	-24.39	≤10.00	PASS
				Peak	5720.000	-12.67	≤15.60	PASS
				Peak	5725.000	-6.88	≤27.00	PASS
	Ant2	Low	5745	Peak	5650.000	-40.76	≤-27.00	PASS
				Peak	5700.000	-23.67	≤10.00	PASS
				Peak	5720.000	-13.55	≤15.60	PASS
				Peak	5725.000	-4.14	≤27.00	PASS
	total	Low	5745	Peak	5650.000	-38.60	≤-27.00	PASS
				Peak	5700.000	-21.00	≤10.00	PASS
				Peak	5720.000	-10.08	≤15.60	PASS
				Peak	5725.000	-2.29	≤27.00	PASS
	Ant1	High	5825	Peak	5850.000	-23.73	≤27.00	PASS
				Peak	5855.000	-27.9	≤15.60	PASS
				Peak	5875.000	-31.8	≤10.00	PASS
				Peak	5925.000	-40.95	≤-27.00	PASS
	Ant2	High	5825	Peak	5850.000	-24.44	≤27.00	PASS
				Peak	5855.000	-30.85	≤15.60	PASS
				Peak	5875.000	-35.67	≤10.00	PASS
				Peak	5925.000	-41.1	≤-27.00	PASS
	total	High	5825	Peak	5850.000	-21.06	≤27.00	PASS
				Peak	5855.000	-26.12	≤15.60	PASS
				Peak	5875.000	-30.31	≤10.00	PASS
				Peak	5925.000	-38.01	≤-27.00	PASS
11N40MIMO	Ant1	Low	5190	AV	4500.000	-47.94	≤-41.20	PASS
				AV	5147.246	-46.36	≤-41.20	PASS
				AV	5150.000	-46.42	≤-41.20	PASS
				Peak	4500.000	-37.56	≤-21.20	PASS
				Peak	5149.275	-34.18	≤-21.20	PASS
				Peak	5150.000	-32.32	≤-21.20	PASS
	Ant2	Low	5190	AV	4500.000	-47.91	≤-41.20	PASS
				AV	5148.261	-46.01	≤-41.20	PASS
				AV	5150.000	-46.18	≤-41.20	PASS

				Peak	4500.000	-38.13	≤-21.20	PASS
				Peak	5140.145	-35.33	≤-21.20	PASS
				Peak	5150.000	-35.7	≤-21.20	PASS
	total	Low	5190	AV	4500.000	-44.91	≤-41.20	PASS
				AV	5148.261	-43.17	≤-41.20	PASS
				AV	5150.000	-43.29	≤-41.20	PASS
				Peak	4500.000	-34.83	≤-21.20	PASS
				Peak	5140.145	-31.71	≤-21.20	PASS
				Peak	5150.000	-30.68	≤-21.20	PASS
	Ant1	High	5230	AV	5350.000	-50.93	≤-41.20	PASS
				AV	5448.696	-48.78	≤-41.20	PASS
				AV	5460.000	-51.16	≤-41.20	PASS
				Peak	5350.000	-41.85	≤-21.20	PASS
				Peak	5447.565	-39.61	≤-21.20	PASS
				Peak	5460.000	-42.29	≤-21.20	PASS
	Ant2	High	5230	AV	5350.000	-51.04	≤-41.20	PASS
				AV	5449.826	-48.77	≤-41.20	PASS
				AV	5460.000	-50.3	≤-41.20	PASS
				Peak	5350.000	-42.68	≤-21.20	PASS
				Peak	5447.565	-38.99	≤-21.20	PASS
				Peak	5460.000	-41.42	≤-21.20	PASS
	total	High	5230	AV	5350.000	-47.97	≤-41.20	PASS
				AV	5449.826	-45.76	≤-41.20	PASS
				AV	5460.000	-47.70	≤-41.20	PASS
				Peak	5350.000	-39.23	≤-21.20	PASS
				Peak	5447.565	-36.28	≤-21.20	PASS
				Peak	5460.000	-38.82	≤-21.20	PASS
	Ant1	Low	5755	Peak	5650.000	-30.12	≤-27.00	PASS
				Peak	5700.000	-14.66	≤10.00	PASS
				Peak	5720.000	-2.69	≤15.60	PASS
				Peak	5725.000	-2.71	≤27.00	PASS
	Ant2	Low	5755	Peak	5650.000	-29.94	≤-27.00	PASS
				Peak	5700.000	-15.73	≤10.00	PASS
				Peak	5720.000	-2.35	≤15.60	PASS
				Peak	5725.000	-1.83	≤27.00	PASS
	total	Low	5755	Peak	5650.000	-27.02	≤-27.00	PASS
				Peak	5700.000	-12.15	≤10.00	PASS
				Peak	5720.000	0.49	≤15.60	PASS
				Peak	5725.000	0.76	≤27.00	PASS
	Ant1	High	5795	Peak	5850.000	-22.86	≤27.00	PASS
				Peak	5855.000	-25.28	≤15.60	PASS
				Peak	5875.000	-29.93	≤10.00	PASS
				Peak	5925.000	-40.65	≤-27.00	PASS
	Ant2	High	5795	Peak	5850.000	-25.2	≤27.00	PASS
				Peak	5855.000	-25.58	≤15.60	PASS

				Peak	5875.000	-32.68	≤10.00	PASS
				Peak	5925.000	-41.76	≤-27.00	PASS
	total	High	5795	Peak	5850.000	-20.86	≤27.00	PASS
				Peak	5855.000	-22.42	≤15.60	PASS
				Peak	5875.000	-28.08	≤10.00	PASS
				Peak	5925.000	-38.16	≤-27.00	PASS
11AC20MIMO	Ant1	Low	5180	AV	4500.000	-47.92	≤-41.20	PASS
				AV	5143.188	-46.59	≤-41.20	PASS
				AV	5150.000	-46.47	≤-41.20	PASS
				Peak	4500.000	-37.92	≤-21.20	PASS
				Peak	5148.261	-33.3	≤-21.20	PASS
				Peak	5150.000	-32.44	≤-21.20	PASS
	Ant2	Low	5180	AV	4500.000	-47.57	≤-41.20	PASS
				AV	5149.275	-46.59	≤-41.20	PASS
				AV	5150.000	-46.78	≤-41.20	PASS
				Peak	4500.000	-37.55	≤-21.20	PASS
				Peak	4878.406	-34.83	≤-21.20	PASS
				Peak	5150.000	-36.01	≤-21.20	PASS
	total	Low	5180	AV	4500.000	-44.73	≤-41.20	PASS
				AV	5149.275	-43.58	≤-41.20	PASS
				AV	5150.000	-43.61	≤-41.20	PASS
				Peak	4500.000	-34.72	≤-21.20	PASS
				Peak	4878.406	-30.99	≤-21.20	PASS
				Peak	5150.000	-30.86	≤-21.20	PASS
	Ant1	High	5240	AV	5350.000	-51.09	≤-41.20	PASS
				AV	5446.783	-48.59	≤-41.20	PASS
				AV	5460.000	-50.71	≤-41.20	PASS
				Peak	5350.000	-42.21	≤-21.20	PASS
				Peak	5447.130	-39.12	≤-21.20	PASS
				Peak	5460.000	-42.58	≤-21.20	PASS
	Ant2	High	5240	AV	5350.000	-50.15	≤-41.20	PASS
				AV	5448.174	-48.3	≤-41.20	PASS
				AV	5460.000	-50.61	≤-41.20	PASS
				Peak	5350.000	-41.74	≤-21.20	PASS
				Peak	5447.826	-38.5	≤-21.20	PASS
				Peak	5460.000	-42.12	≤-21.20	PASS
	total	High	5240	AV	5350.000	-47.58	≤-41.20	PASS
				AV	5448.174	-45.43	≤-41.20	PASS
				AV	5460.000	-47.65	≤-41.20	PASS
				Peak	5350.000	-38.96	≤-21.20	PASS
				Peak	5447.826	-35.79	≤-21.20	PASS
				Peak	5460.000	-39.33	≤-21.20	PASS
	Ant1	Low	5745	Peak	5650.000	-41.5	≤-27.00	PASS
				Peak	5700.000	-35.32	≤10.00	PASS
				Peak	5720.000	-23.14	≤15.60	PASS

				Peak	5725.000	-14.55	≤27.00	PASS
	Ant2	Low	5745	Peak	5650.000	-40.81	≤-27.00	PASS
				Peak	5700.000	-34.66	≤10.00	PASS
				Peak	5720.000	-21.15	≤15.60	PASS
				Peak	5725.000	-13.15	≤27.00	PASS
	total	Low	5745	Peak	5650.000	-38.13	≤-27.00	PASS
				Peak	5700.000	-31.97	≤10.00	PASS
				Peak	5720.000	-19.02	≤15.60	PASS
				Peak	5725.000	-10.78	≤27.00	PASS
	Ant1	High	5825	Peak	5850.000	-16.1	≤27.00	PASS
				Peak	5855.000	-25.74	≤15.60	PASS
				Peak	5875.000	-32	≤10.00	PASS
				Peak	5925.000	-41.1	≤-27.00	PASS
	Ant2	High	5825	Peak	5850.000	-20.24	≤27.00	PASS
				Peak	5855.000	-25.79	≤15.60	PASS
				Peak	5875.000	-31.58	≤10.00	PASS
				Peak	5925.000	-39.08	≤-27.00	PASS
	total	High	5825	Peak	5850.000	-14.68	≤27.00	PASS
				Peak	5855.000	-22.75	≤15.60	PASS
				Peak	5875.000	-28.77	≤10.00	PASS
				Peak	5925.000	-36.96	≤-27.00	PASS
11AC40MIMO	Ant1	Low	5190	AV	4500.000	-47.72	≤-41.20	PASS
				AV	5148.261	-46.22	≤-41.20	PASS
				AV	5150.000	-46.35	≤-41.20	PASS
				Peak	4500.000	-38.77	≤-21.20	PASS
				Peak	5149.275	-32.11	≤-21.20	PASS
				Peak	5150.000	-33.55	≤-21.20	PASS
	Ant2	Low	5190	AV	4500.000	-47.64	≤-41.20	PASS
				AV	5149.275	-45.93	≤-41.20	PASS
				AV	5150.000	-46.48	≤-41.20	PASS
				Peak	4500.000	-37.62	≤-21.20	PASS
				Peak	5137.101	-35.09	≤-21.20	PASS
				Peak	5150.000	-36.89	≤-21.20	PASS
	total	Low	5190	AV	4500.000	-44.67	≤-41.20	PASS
				AV	5149.275	-43.06	≤-41.20	PASS
				AV	5150.000	-43.40	≤-41.20	PASS
				Peak	4500.000	-35.15	≤-21.20	PASS
				Peak	5137.101	-30.34	≤-21.20	PASS
				Peak	5150.000	-31.90	≤-21.20	PASS
	Ant1	High	5230	AV	5350.000	-51.17	≤-41.20	PASS
				AV	5450.957	-48.94	≤-41.20	PASS
				AV	5460.000	-50.1	≤-41.20	PASS
				Peak	5350.000	-43.81	≤-21.20	PASS
				Peak	5449.826	-38.12	≤-21.20	PASS
				Peak	5460.000	-42.18	≤-21.20	PASS

	Ant2	High	5230	AV	5350.000	-51.08	≤-41.20	PASS
				AV	5448.319	-48.34	≤-41.20	PASS
				AV	5460.000	-50.77	≤-41.20	PASS
				Peak	5350.000	-41.77	≤-21.20	PASS
				Peak	5455.101	-39.75	≤-21.20	PASS
				Peak	5460.000	-41.31	≤-21.20	PASS
	total	High	5230	AV	5350.000	-48.11	≤-41.20	PASS
				AV	5448.319	-45.62	≤-41.20	PASS
				AV	5460.000	-47.41	≤-41.20	PASS
				Peak	5350.000	-39.66	≤-21.20	PASS
				Peak	5455.101	-35.85	≤-21.20	PASS
				Peak	5460.000	-38.71	≤-21.20	PASS
	Ant1	Low	5755	Peak	5650.000	-34.81	≤-27.00	PASS
				Peak	5700.000	-18.59	≤10.00	PASS
				Peak	5720.000	-5.06	≤15.60	PASS
				Peak	5725.000	-4.1	≤27.00	PASS
	Ant2	Low	5755	Peak	5650.000	-31.26	≤-27.00	PASS
				Peak	5700.000	-18.1	≤10.00	PASS
				Peak	5720.000	-5.13	≤15.60	PASS
				Peak	5725.000	-2.46	≤27.00	PASS
	total	Low	5755	Peak	5650.000	-29.67	≤-27.00	PASS
				Peak	5700.000	-15.33	≤10.00	PASS
				Peak	5720.000	-2.08	≤15.60	PASS
				Peak	5725.000	-0.19	≤27.00	PASS
	Ant1	High	5795	Peak	5850.000	-22.52	≤27.00	PASS
				Peak	5855.000	-25.45	≤15.60	PASS
				Peak	5875.000	-29.39	≤10.00	PASS
				Peak	5925.000	-38.77	≤-27.00	PASS
	Ant2	High	5795	Peak	5850.000	-24.06	≤27.00	PASS
				Peak	5855.000	-25.78	≤15.60	PASS
				Peak	5875.000	-30.5	≤10.00	PASS
				Peak	5925.000	-41.34	≤-27.00	PASS
	total	High	5795	Peak	5850.000	-20.21	≤27.00	PASS
				Peak	5855.000	-22.60	≤15.60	PASS
				Peak	5875.000	-26.90	≤10.00	PASS
				Peak	5925.000	-36.86	≤-27.00	PASS
11AC80MIMO	Ant1	Low	5210	AV	4500.000	-47.57	≤-41.20	PASS
				AV	5139.130	-46.39	≤-41.20	PASS
				AV	5150.000	-46.73	≤-41.20	PASS
				Peak	4500.000	-37.64	≤-21.20	PASS
				Peak	5139.130	-33.48	≤-21.20	PASS
				Peak	5150.000	-36.76	≤-21.20	PASS
	Ant2	Low	5210	AV	4500.000	-47.79	≤-41.20	PASS
				AV	5144.565	-46.31	≤-41.20	PASS
				AV	5150.000	-46.56	≤-41.20	PASS

				Peak	4500.000	-37.73	≤-21.20	PASS
				Peak	5130.435	-35.08	≤-21.20	PASS
				Peak	5150.000	-36.97	≤-21.20	PASS
	total	Low	5210	AV	4500.000	-44.67	≤-41.20	PASS
				AV	5144.565	-43.34	≤-41.20	PASS
				AV	5150.000	-43.63	≤-41.20	PASS
				Peak	4500.000	-34.67	≤-21.20	PASS
				Peak	5130.435	-31.20	≤-21.20	PASS
				Peak	5150.000	-33.85	≤-21.20	PASS
	Ant1	High	5210	AV	5350.000	-50.27	≤-41.20	PASS
				AV	5447.420	-48.64	≤-41.20	PASS
				AV	5460.000	-50.97	≤-41.20	PASS
				Peak	5350.000	-40.59	≤-21.20	PASS
				Peak	5447.014	-38.08	≤-21.20	PASS
				Peak	5460.000	-41.81	≤-21.20	PASS
	Ant2	High	5210	AV	5350.000	-49.79	≤-41.20	PASS
				AV	5448.232	-48.53	≤-41.20	PASS
				AV	5460.000	-50.95	≤-41.20	PASS
				Peak	5350.000	-42.04	≤-21.20	PASS
				Peak	5360.580	-40.28	≤-21.20	PASS
				Peak	5460.000	-41.18	≤-21.20	PASS
	total	High	5210	AV	5350.000	-47.01	≤-41.20	PASS
				AV	5448.232	-45.57	≤-41.20	PASS
				AV	5460.000	-47.95	≤-41.20	PASS
				Peak	5350.000	-38.24	≤-21.20	PASS
				Peak	5360.580	-36.03	≤-21.20	PASS
				Peak	5460.000	-38.47	≤-21.20	PASS
	Ant1	Low	5775	Peak	5650.000	-35.62	≤-27.00	PASS
				Peak	5700.000	-22.51	≤10.00	PASS
				Peak	5720.000	-17.38	≤15.60	PASS
				Peak	5725.000	-16.75	≤27.00	PASS
	Ant2	Low	5775	Peak	5650.000	-34.8	≤-27.00	PASS
				Peak	5700.000	-23.65	≤10.00	PASS
				Peak	5720.000	-19.36	≤15.60	PASS
				Peak	5725.000	-16.79	≤27.00	PASS
	total	Low	5775	Peak	5650.000	-32.18	≤-27.00	PASS
				Peak	5700.000	-20.03	≤10.00	PASS
				Peak	5720.000	-15.25	≤15.60	PASS
				Peak	5725.000	-13.76	≤27.00	PASS
	Ant1	High	5775	Peak	5850.000	-17.59	≤27.00	PASS
				Peak	5855.000	-18.76	≤15.60	PASS
				Peak	5875.000	-26.97	≤10.00	PASS
				Peak	5925.000	-32.58	≤-27.00	PASS
	Ant2	High	5775	Peak	5850.000	-19.61	≤27.00	PASS
				Peak	5855.000	-19.85	≤15.60	PASS

				Peak	5875.000	-28.38	≤10.00	PASS
				Peak	5925.000	-36.15	≤-27.00	PASS
	total	High	5775	Peak	5850.000	-15.47	≤27.00	PASS
				Peak	5855.000	-16.26	≤15.60	PASS
				Peak	5875.000	-24.61	≤10.00	PASS
				Peak	5925.000	-31.00	≤-27.00	PASS
11AX20MIMO	Ant1	Low	5180	AV	4500.000	-47.68	≤-41.20	PASS
				AV	4805.362	-46.49	≤-41.20	PASS
				AV	5150.000	-46.62	≤-41.20	PASS
				Peak	4500.000	-38.28	≤-21.20	PASS
				Peak	4936.232	-35.29	≤-21.20	PASS
				Peak	5150.000	-36.21	≤-21.20	PASS
	Ant2	Low	5180	AV	4500.000	-47.57	≤-41.20	PASS
				AV	5148.261	-46.23	≤-41.20	PASS
				AV	5150.000	-46.33	≤-41.20	PASS
				Peak	4500.000	-37.72	≤-21.20	PASS
				Peak	5146.232	-31.87	≤-21.20	PASS
				Peak	5150.000	-33.07	≤-21.20	PASS
	total	Low	5180	AV	4500.000	-44.61	≤-41.20	PASS
				AV	5148.261	-43.35	≤-41.20	PASS
				AV	5150.000	-43.46	≤-41.20	PASS
				Peak	4500.000	-34.98	≤-21.20	PASS
				Peak	5146.232	-30.24	≤-21.20	PASS
				Peak	5150.000	-31.35	≤-21.20	PASS
	Ant1	High	5240	AV	5350.000	-50.88	≤-41.20	PASS
				AV	5446.783	-48.87	≤-41.20	PASS
				AV	5460.000	-51.17	≤-41.20	PASS
				Peak	5350.000	-41.87	≤-21.20	PASS
				Peak	5448.174	-39.21	≤-21.20	PASS
				Peak	5460.000	-42.6	≤-21.20	PASS
	Ant2	High	5240	AV	5350.000	-51.13	≤-41.20	PASS
				AV	5448.522	-48.63	≤-41.20	PASS
				AV	5460.000	-51.12	≤-41.20	PASS
				Peak	5350.000	-41.64	≤-21.20	PASS
				Peak	5448.870	-40.11	≤-21.20	PASS
				Peak	5460.000	-41.76	≤-21.20	PASS
	total	High	5240	AV	5350.000	-47.99	≤-41.20	PASS
				AV	5448.522	-45.74	≤-41.20	PASS
				AV	5460.000	-48.13	≤-41.20	PASS
				Peak	5350.000	-38.74	≤-21.20	PASS
				Peak	5448.870	-36.63	≤-21.20	PASS
				Peak	5460.000	-39.15	≤-21.20	PASS
	Ant1	Low	5745	Peak	5650.000	-42.23	≤-27.00	PASS
				Peak	5700.000	-37.68	≤10.00	PASS
				Peak	5720.000	-23.32	≤15.60	PASS

				Peak	5725.000	-19.72	≤27.00	PASS
	Ant2	Low	5745	Peak	5650.000	-41.4	≤-27.00	PASS
				Peak	5700.000	-36.81	≤10.00	PASS
				Peak	5720.000	-26.76	≤15.60	PASS
				Peak	5725.000	-21.28	≤27.00	PASS
	total	Low	5745	Peak	5650.000	-38.78	≤-27.00	PASS
				Peak	5700.000	-34.21	≤10.00	PASS
				Peak	5720.000	-21.70	≤15.60	PASS
				Peak	5725.000	-17.42	≤27.00	PASS
	Ant1	High	5825	Peak	5850.000	-17.52	≤27.00	PASS
				Peak	5855.000	-26.69	≤15.60	PASS
				Peak	5875.000	-32.88	≤10.00	PASS
				Peak	5925.000	-40.36	≤-27.00	PASS
	Ant2	High	5825	Peak	5850.000	-20.55	≤27.00	PASS
				Peak	5855.000	-29.12	≤15.60	PASS
				Peak	5875.000	-33.72	≤10.00	PASS
				Peak	5925.000	-40.99	≤-27.00	PASS
	total	High	5825	Peak	5850.000	-15.77	≤27.00	PASS
				Peak	5855.000	-24.73	≤15.60	PASS
				Peak	5875.000	-30.27	≤10.00	PASS
				Peak	5925.000	-37.65	≤-27.00	PASS
11AX40MIMO	Ant1	Low	5190	AV	4500.000	-47.87	≤-41.20	PASS
				AV	5149.275	-46.38	≤-41.20	PASS
				AV	5150.000	-46.61	≤-41.20	PASS
				Peak	4500.000	-38.57	≤-21.20	PASS
				Peak	4730.290	-35.04	≤-21.20	PASS
				Peak	5150.000	-36.47	≤-21.20	PASS
	Ant2	Low	5190	AV	4500.000	-47.87	≤-41.20	PASS
				AV	5146.232	-46.51	≤-41.20	PASS
				AV	5150.000	-46.56	≤-41.20	PASS
				Peak	4500.000	-37.88	≤-21.20	PASS
				Peak	5149.275	-34.01	≤-21.20	PASS
				Peak	5150.000	-32.42	≤-21.20	PASS
	total	Low	5190	AV	4500.000	-44.86	≤-41.20	PASS
				AV	5146.232	-43.43	≤-41.20	PASS
				AV	5150.000	-43.57	≤-41.20	PASS
				Peak	4500.000	-35.20	≤-21.20	PASS
				Peak	5149.275	-31.48	≤-21.20	PASS
				Peak	5150.000	-30.98	≤-21.20	PASS
	Ant1	High	5230	AV	5350.000	-51.59	≤-41.20	PASS
				AV	5448.319	-47.99	≤-41.20	PASS
				AV	5460.000	-51.01	≤-41.20	PASS
				Peak	5350.000	-42.7	≤-21.20	PASS
				Peak	5459.623	-39.54	≤-21.20	PASS
				Peak	5460.000	-39.61	≤-21.20	PASS

	Ant2	High	5230	AV	5350.000	-50.82	≤-41.20	PASS
				AV	5449.072	-48.59	≤-41.20	PASS
				AV	5460.000	-50.78	≤-41.20	PASS
				Peak	5350.000	-42.5	≤-21.20	PASS
				Peak	5447.188	-39.06	≤-21.20	PASS
				Peak	5460.000	-42.46	≤-21.20	PASS
	total	High	5230	AV	5350.000	-48.18	≤-41.20	PASS
				AV	5449.072	-45.27	≤-41.20	PASS
				AV	5460.000	-47.88	≤-41.20	PASS
				Peak	5350.000	-39.59	≤-21.20	PASS
				Peak	5447.188	-36.28	≤-21.20	PASS
				Peak	5460.000	-37.79	≤-21.20	PASS
	Ant1	Low	5755	Peak	5650.000	-41.12	≤-27.00	PASS
				Peak	5700.000	-27.84	≤10.00	PASS
				Peak	5720.000	-15.01	≤15.60	PASS
				Peak	5725.000	-13.66	≤27.00	PASS
	Ant2	Low	5755	Peak	5650.000	-40.35	≤-27.00	PASS
				Peak	5700.000	-27.73	≤10.00	PASS
				Peak	5720.000	-12.52	≤15.60	PASS
				Peak	5725.000	-14.6	≤27.00	PASS
	total	Low	5755	Peak	5650.000	-37.71	≤-27.00	PASS
				Peak	5700.000	-24.77	≤10.00	PASS
				Peak	5720.000	-10.58	≤15.60	PASS
				Peak	5725.000	-11.09	≤27.00	PASS
	Ant1	High	5795	Peak	5850.000	-25.51	≤27.00	PASS
				Peak	5855.000	-27.87	≤15.60	PASS
				Peak	5875.000	-31.93	≤10.00	PASS
				Peak	5925.000	-41.3	≤-27.00	PASS
	Ant2	High	5795	Peak	5850.000	-27.93	≤27.00	PASS
				Peak	5855.000	-28.04	≤15.60	PASS
				Peak	5875.000	-33.97	≤10.00	PASS
				Peak	5925.000	-40.89	≤-27.00	PASS
	total	High	5795	Peak	5850.000	-23.54	≤27.00	PASS
				Peak	5855.000	-24.94	≤15.60	PASS
				Peak	5875.000	-29.82	≤10.00	PASS
				Peak	5925.000	-38.08	≤-27.00	PASS
11AX80MIMO	Ant1	Low	5210	AV	4500.000	-47.84	≤-41.20	PASS
				AV	5130.435	-46.29	≤-41.20	PASS
				AV	5150.000	-46.73	≤-41.20	PASS
				Peak	4500.000	-38.45	≤-21.20	PASS
				Peak	5128.261	-33.94	≤-21.20	PASS
				Peak	5150.000	-37.14	≤-21.20	PASS
	Ant2	Low	5210	AV	4500.000	-47.52	≤-41.20	PASS
				AV	5117.391	-46.37	≤-41.20	PASS
				AV	5150.000	-46.79	≤-41.20	PASS

				Peak	4500.000	-37.43	≤-21.20	PASS
				Peak	5129.348	-31.66	≤-21.20	PASS
				Peak	5150.000	-37.28	≤-21.20	PASS
	total	Low	5210	AV	4500.000	-44.67	≤-41.20	PASS
				AV	5117.391	-43.32	≤-41.20	PASS
				AV	5150.000	-43.75	≤-41.20	PASS
				Peak	4500.000	-34.90	≤-21.20	PASS
				Peak	5129.348	-29.64	≤-21.20	PASS
				Peak	5150.000	-34.20	≤-21.20	PASS
	Ant1	High	5210	AV	5350.000	-50.67	≤-41.20	PASS
				AV	5447.826	-48.92	≤-41.20	PASS
				AV	5460.000	-51.06	≤-41.20	PASS
				Peak	5350.000	-42.35	≤-21.20	PASS
				Peak	5436.870	-39.44	≤-21.20	PASS
				Peak	5460.000	-42.95	≤-21.20	PASS
	Ant2	High	5210	AV	5350.000	-50.4	≤-41.20	PASS
				AV	5447.014	-48.83	≤-41.20	PASS
				AV	5460.000	-49.93	≤-41.20	PASS
				Peak	5350.000	-42.38	≤-21.20	PASS
				Peak	5380.464	-39.5	≤-21.20	PASS
				Peak	5460.000	-41.9	≤-21.20	PASS
	total	High	5210	AV	5350.000	-47.52	≤-41.20	PASS
				AV	5447.014	-45.86	≤-41.20	PASS
				AV	5460.000	-47.45	≤-41.20	PASS
				Peak	5350.000	-39.35	≤-21.20	PASS
				Peak	5380.464	-36.46	≤-21.20	PASS
				Peak	5460.000	-39.38	≤-21.20	PASS
	Ant1	Low	5775	Peak	5650.000	-36.48	≤-27.00	PASS
				Peak	5700.000	-26.18	≤10.00	PASS
				Peak	5720.000	-21.05	≤15.60	PASS
				Peak	5725.000	-16.73	≤27.00	PASS
	Ant2	Low	5775	Peak	5650.000	-37.75	≤-27.00	PASS
				Peak	5700.000	-25.52	≤10.00	PASS
				Peak	5720.000	-19.97	≤15.60	PASS
				Peak	5725.000	-19.37	≤27.00	PASS
	total	Low	5775	Peak	5650.000	-34.06	≤-27.00	PASS
				Peak	5700.000	-22.83	≤10.00	PASS
				Peak	5720.000	-17.47	≤15.60	PASS
				Peak	5725.000	-14.84	≤27.00	PASS
	Ant1	High	5775	Peak	5850.000	-21.54	≤27.00	PASS
				Peak	5855.000	-20.87	≤15.60	PASS
				Peak	5875.000	-26.06	≤10.00	PASS
				Peak	5925.000	-36.09	≤-27.00	PASS
	Ant2	High	5775	Peak	5850.000	-20.73	≤27.00	PASS
				Peak	5855.000	-20.94	≤15.60	PASS

				Peak	5875.000	-27.48	≤10.00	PASS
				Peak	5925.000	-34.59	≤-27.00	PASS
	total	High	5775	Peak	5850.000	-18.11	≤27.00	PASS
				Peak	5855.000	-17.89	≤15.60	PASS
				Peak	5875.000	-23.70	≤10.00	PASS
				Peak	5925.000	-32.27	≤-27.00	PASS

Note：

1. The Antenna Gain is compensated in the graph.
2. For transmitters operating in 5150-5350 GHz band and 5470-5725 GHz band: The limit in dBm for average detector is conversion from 54dBuV/m, according to 15.209(a). The limit in dBm for peak detector is 20dB above the limit of average detector in dBm.
3. The Duty Cycle Factor is compensated in the graph.

7.2.Test Graphs

11A-CDD_Ant1_Low_5180_AV

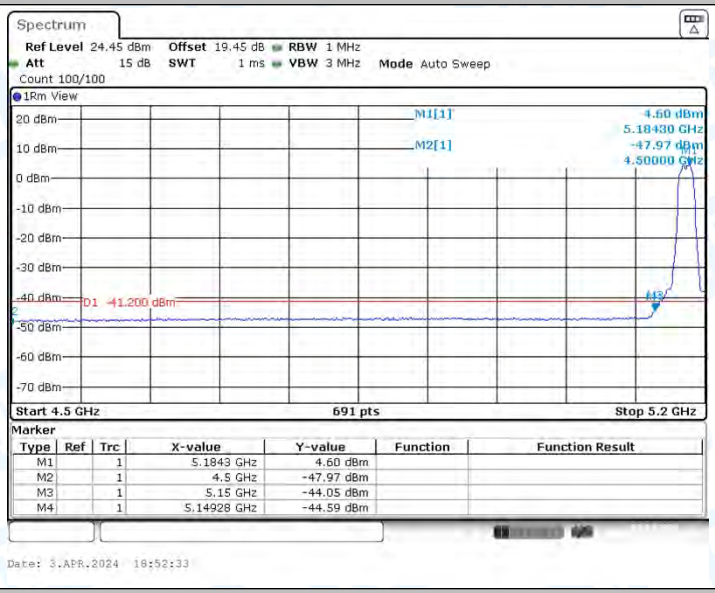

11A-CDD_Ant1_Low_5180_Peak

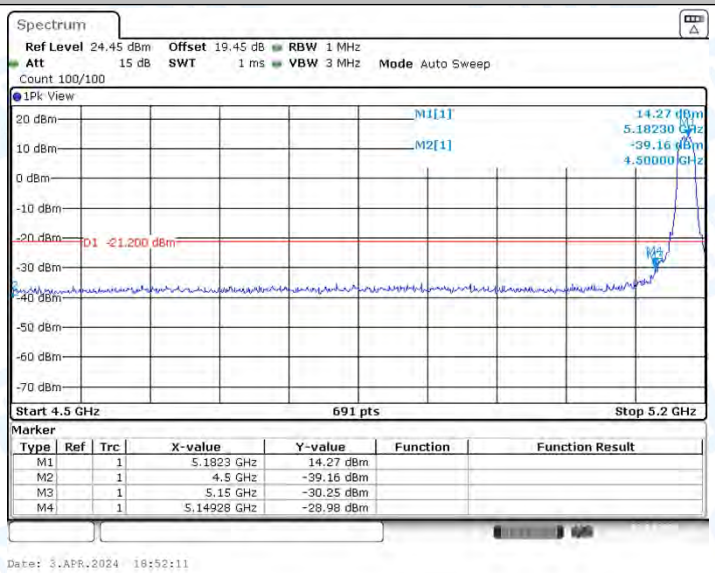

11A-CDD_Ant2_Low_5180_AV

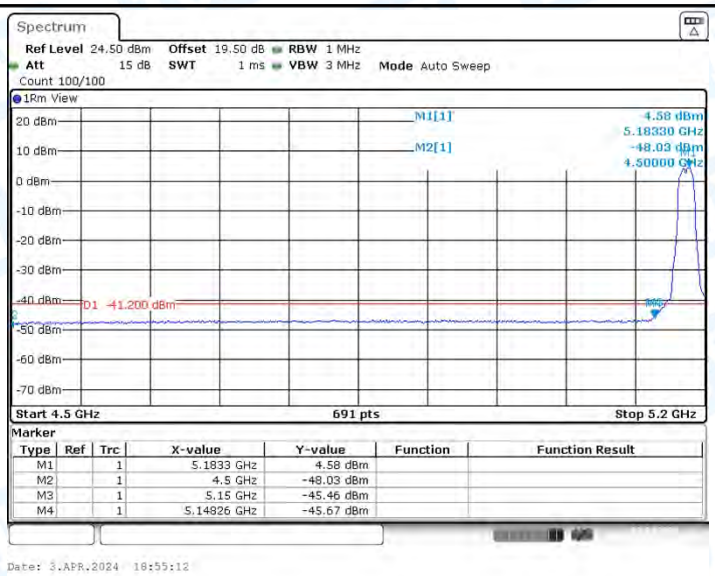

11A-CDD_Ant2_Low_5180_Peak

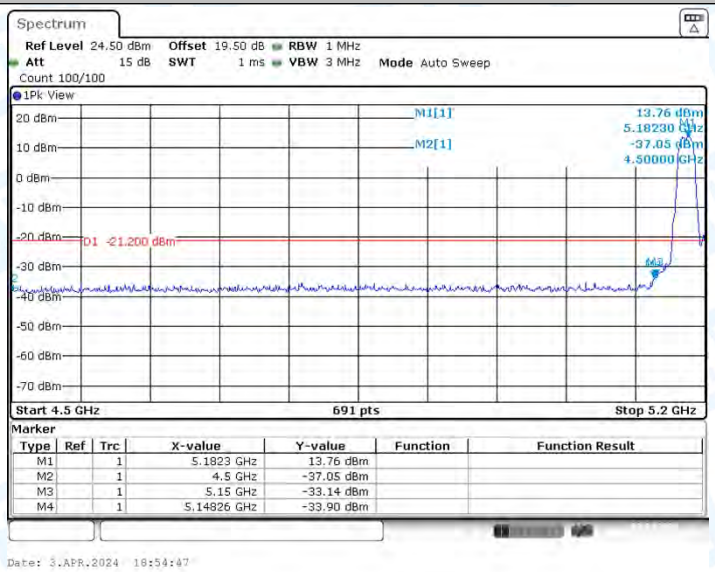

11A-CDD_Ant1_High_5240_AV

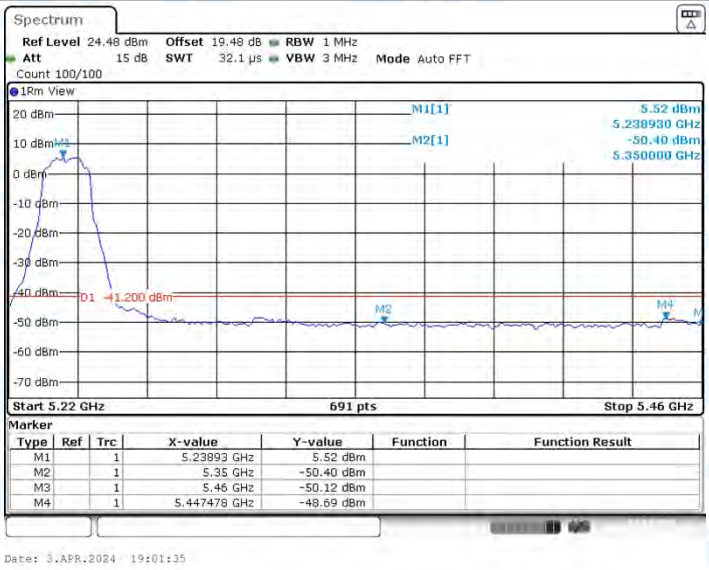

11A-CDD_Ant1_High_5240_Peak

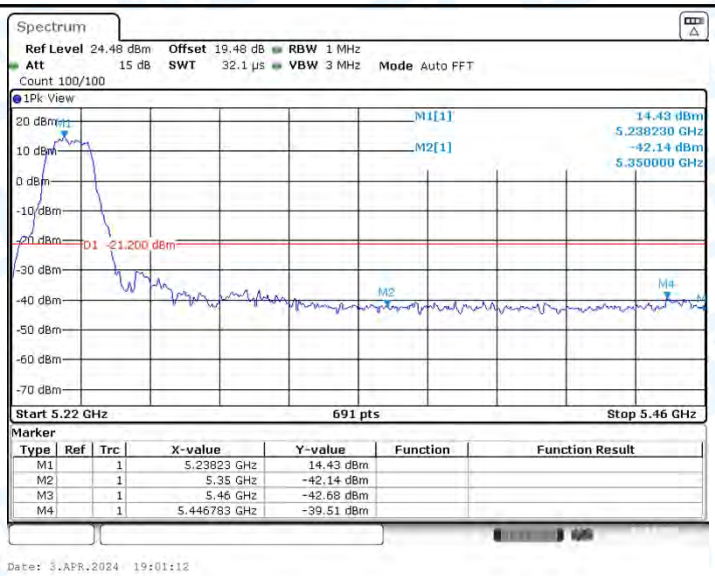

11A-CDD_Ant2_High_5240_AV

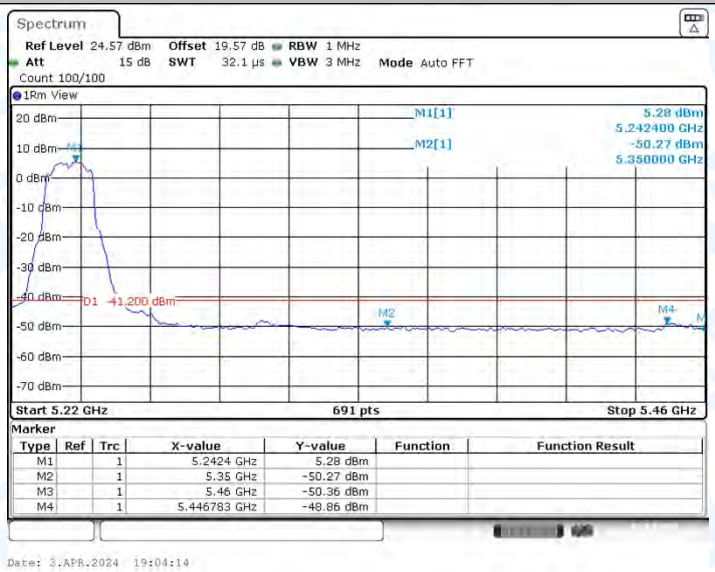

11A-CDD_Ant2_High_5240_Peak

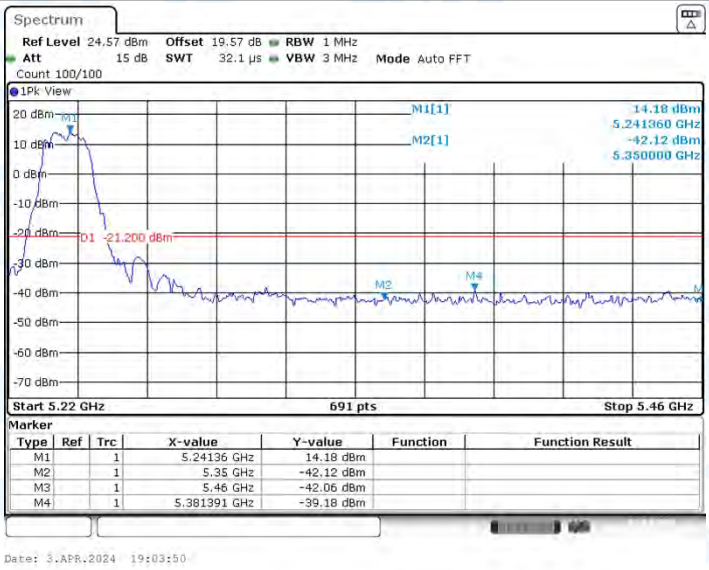

11A-CDD_Ant1_Low_5745_Peak

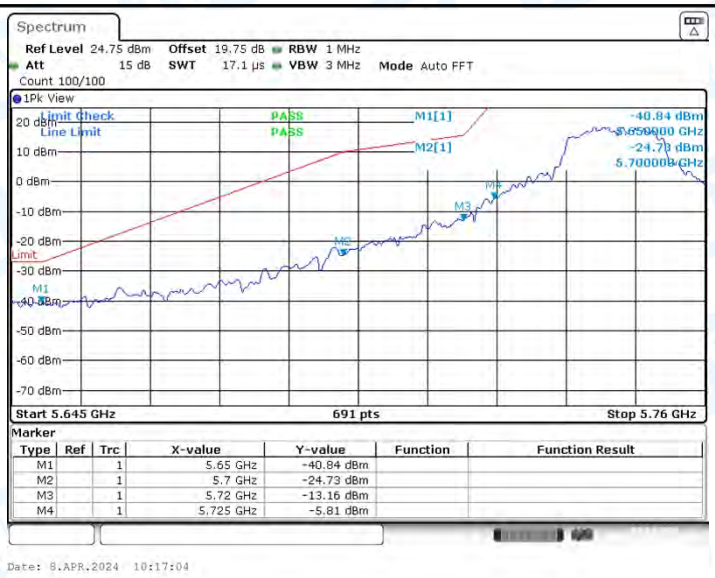

11A-CDD_Ant2_Low_5745_Peak

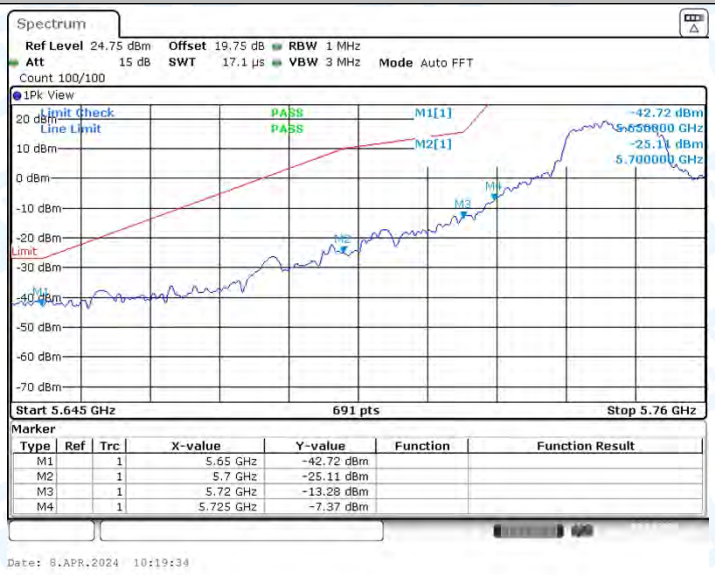

11A-CDD_Ant1_High_5825_Peak

11A-CDD_Ant2_High_5825_Peak

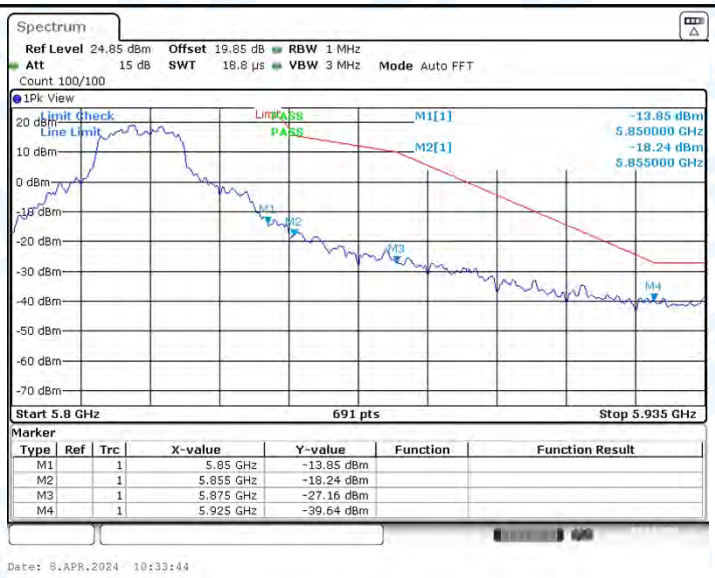

11N20MIMO_Ant1_Low_5180_AV

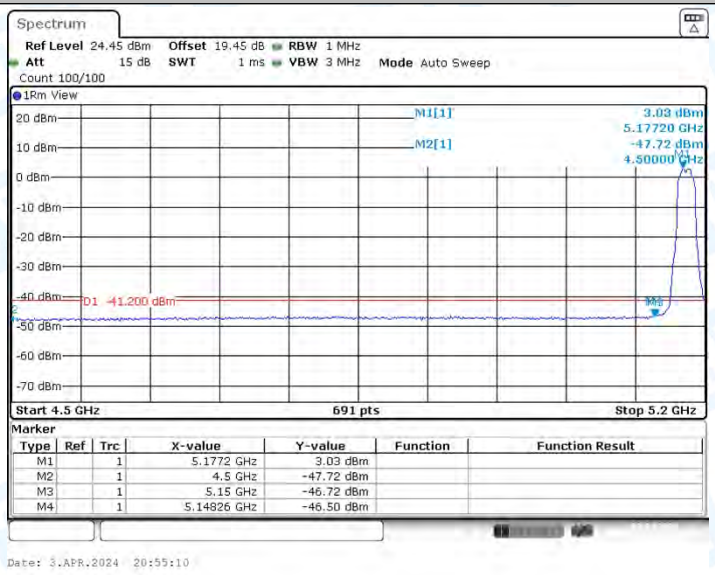

11N20MIMO_Ant1_Low_5180_Peak

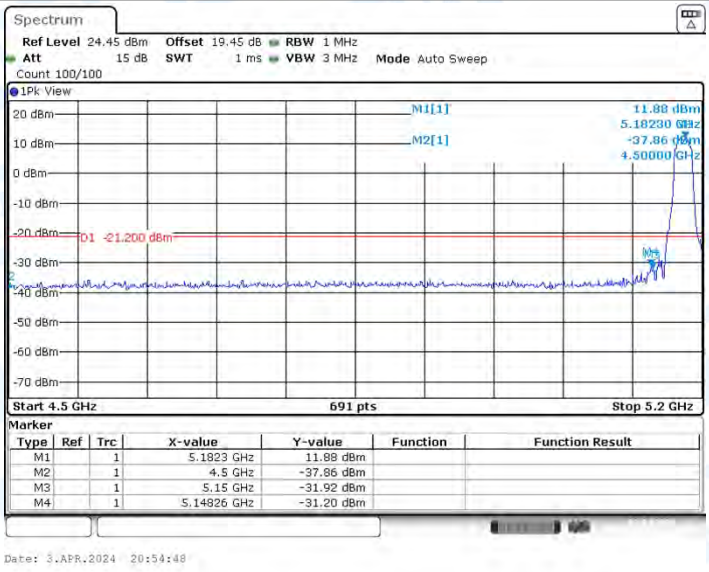

11N20MIMO_Ant2_Low_5180_AV

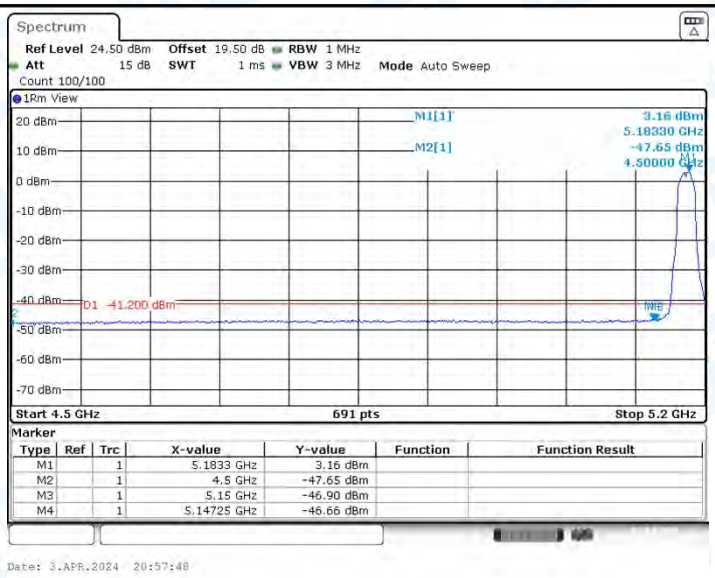

11N20MIMO_Ant2_Low_5180_Peak

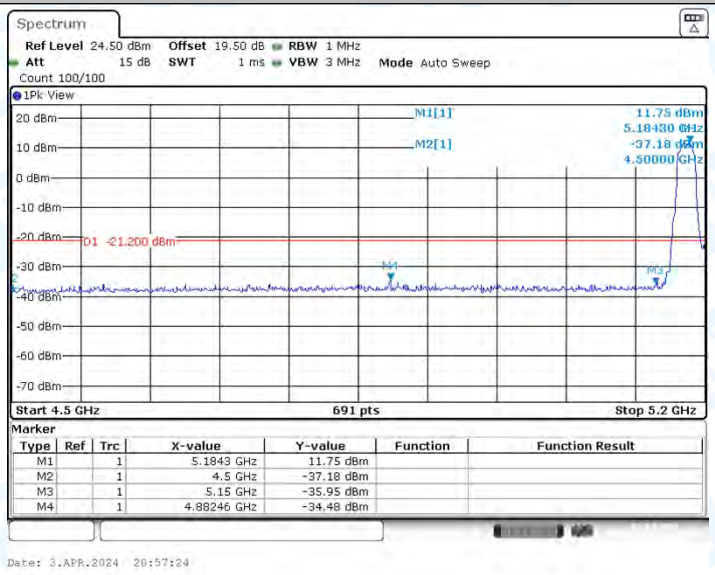

11N20MIMO_Ant1_High_5240_AV

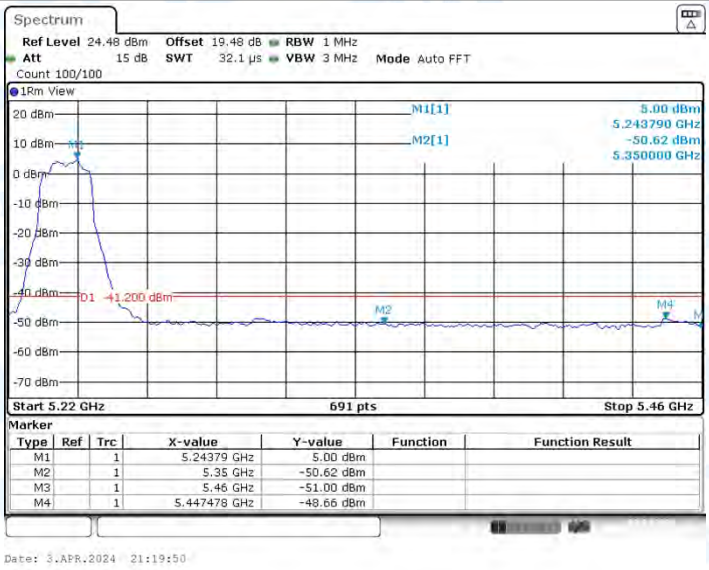

11N20MIMO_Ant1_High_5240_Peak

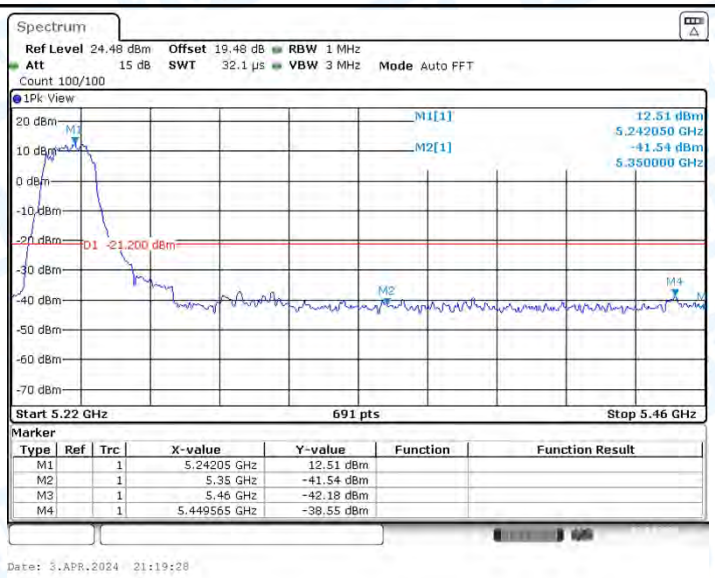

11N20MIMO_Ant2_High_5240_AV

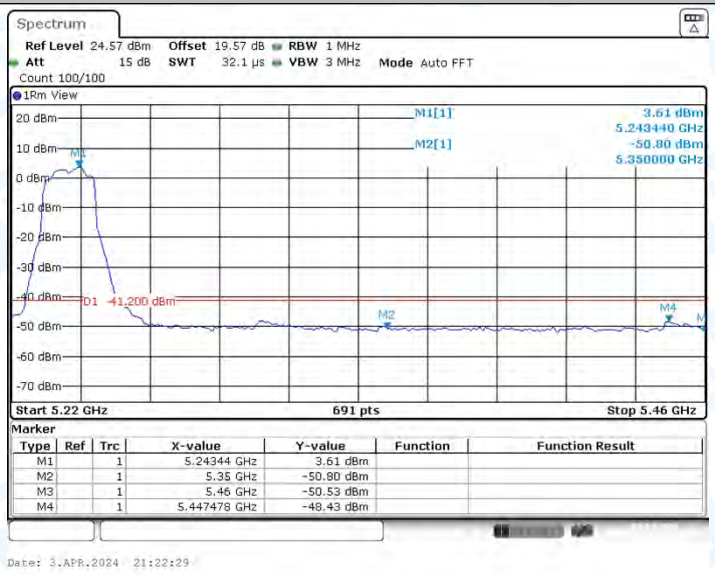

11N20MIMO_Ant2_High_5240_Peak

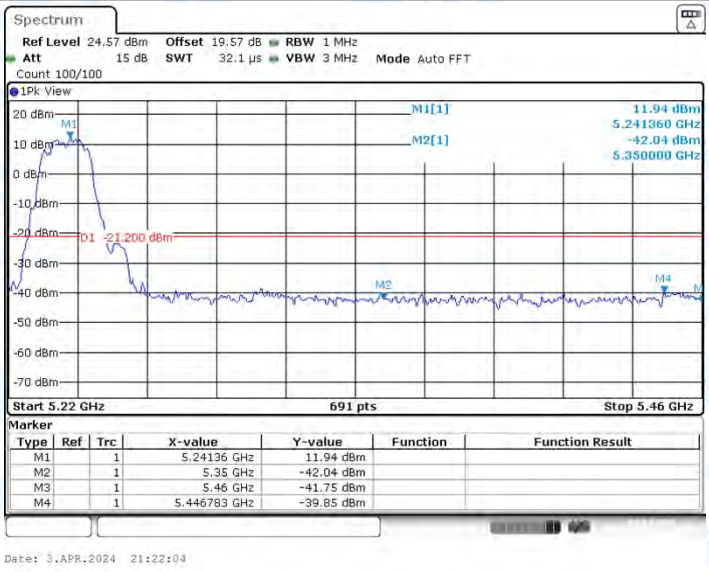

11N20MIMO_Ant1_Low_5745_Peak

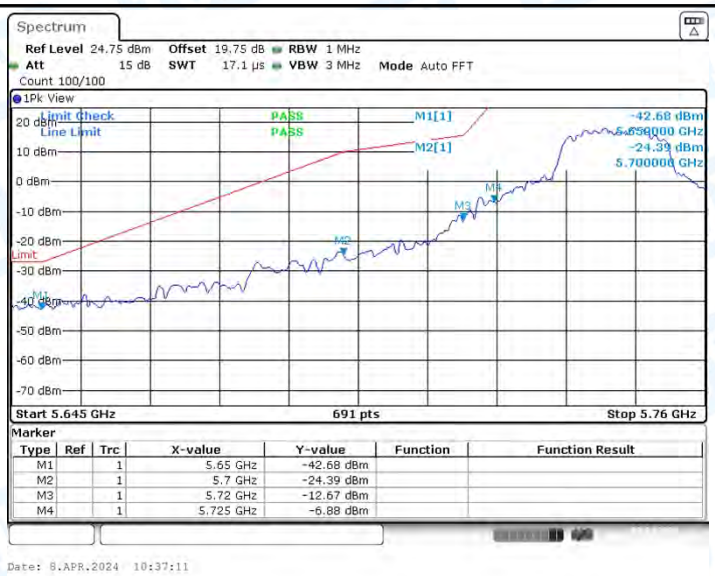

11N20MIMO_Ant2_Low_5745_Peak

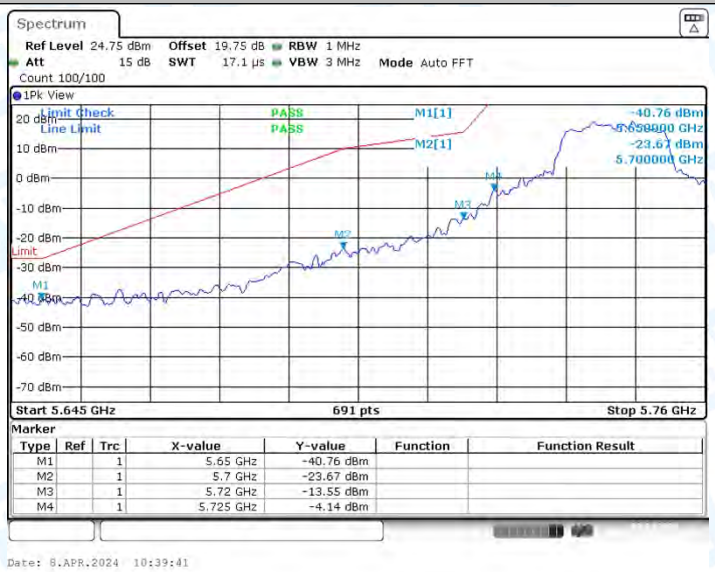

11N20MIMO_Ant1_High_5825_Peak

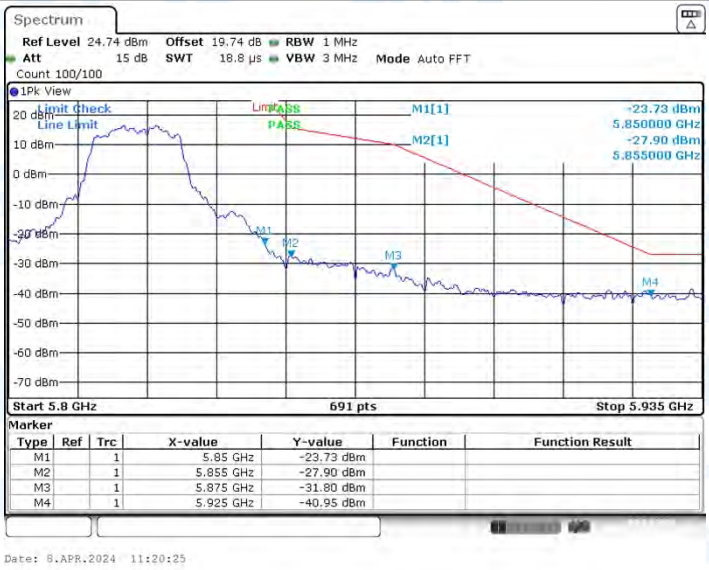

11N20MIMO_Ant2_High_5825_Peak

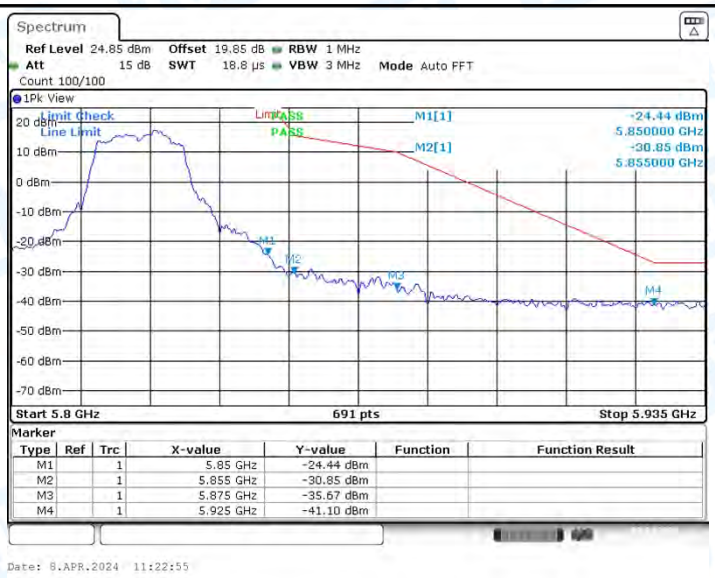

11N40MIMO_Ant1_Low_5190_AV

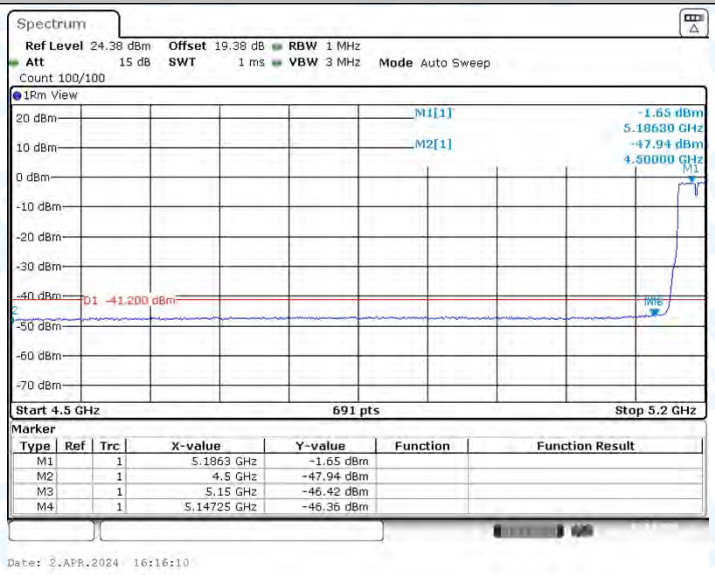

11N40MIMO_Ant1_Low_5190_Peak

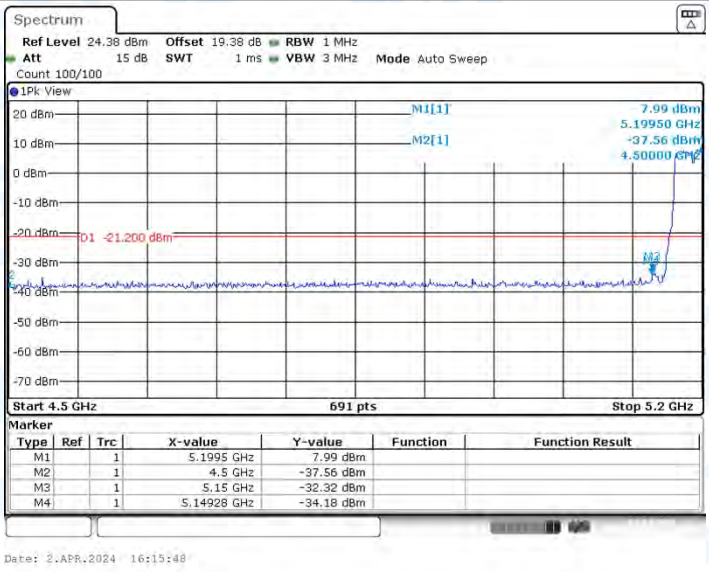

11N40MIMO_Ant2_Low_5190_AV

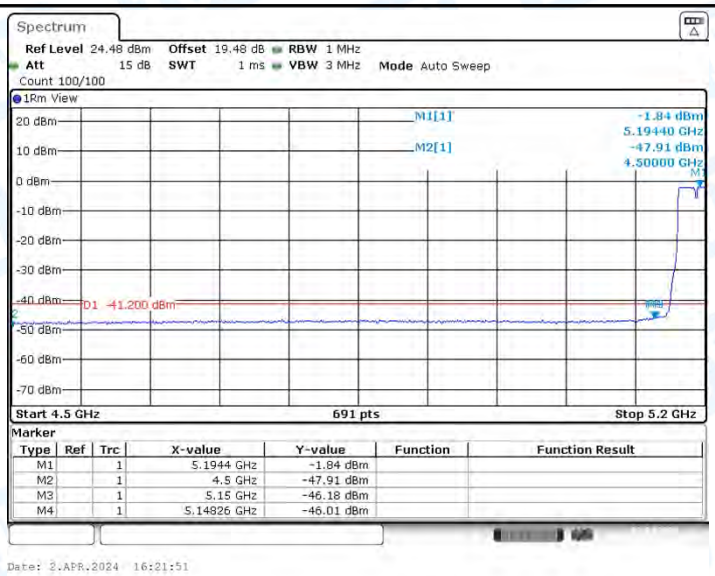

11N40MIMO_Ant2_Low_5190_Peak

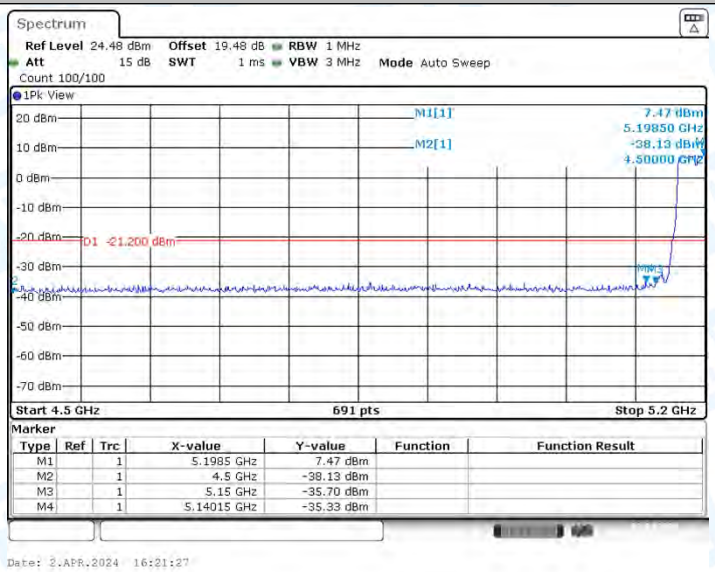

11N40MIMO_Ant1_High_5230_AV

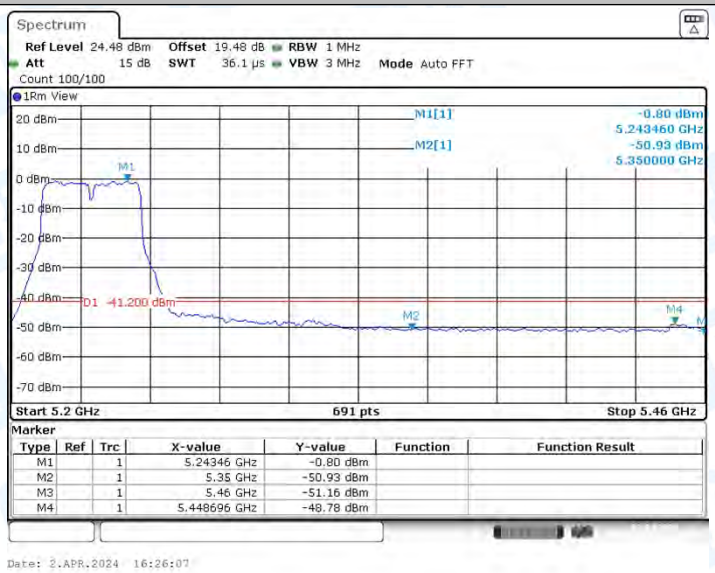

11N40MIMO_Ant1_High_5230_Peak

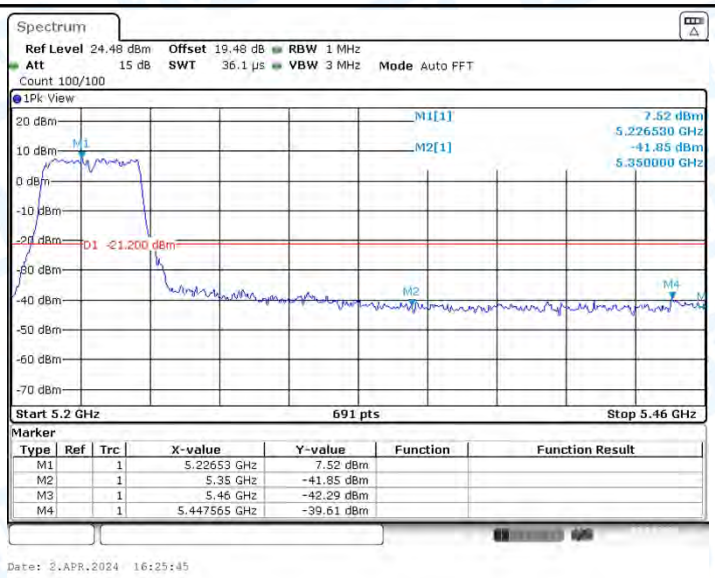

11N40MIMO_Ant2_High_5230_AV

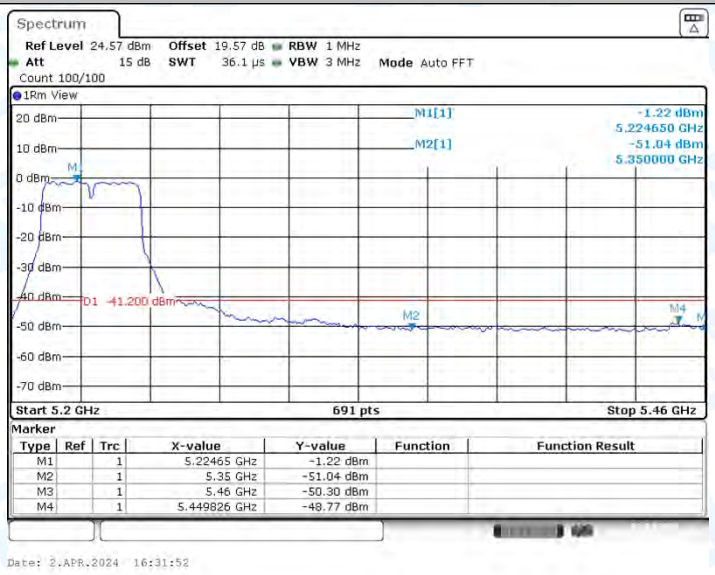

11N40MIMO_Ant2_High_5230_Peak

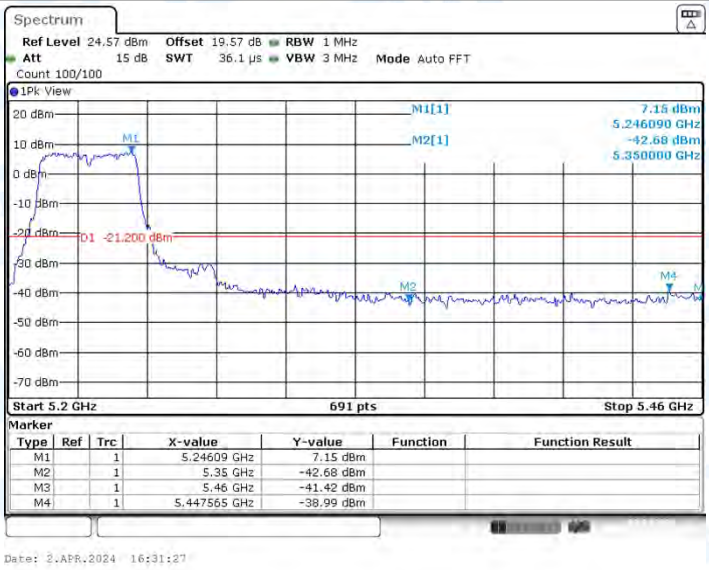

11N40MIMO_Ant1_Low_5755_Peak

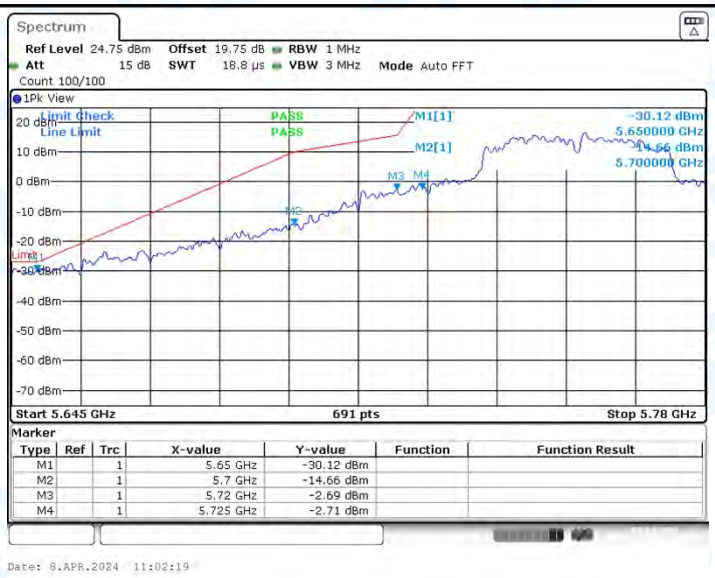

11N40MIMO_Ant2_Low_5755_Peak

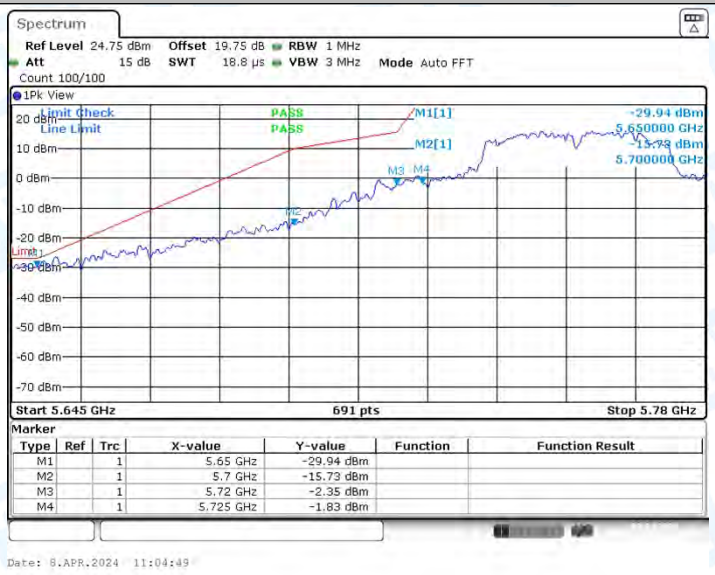

11N40MIMO_Ant1_High_5795_Peak

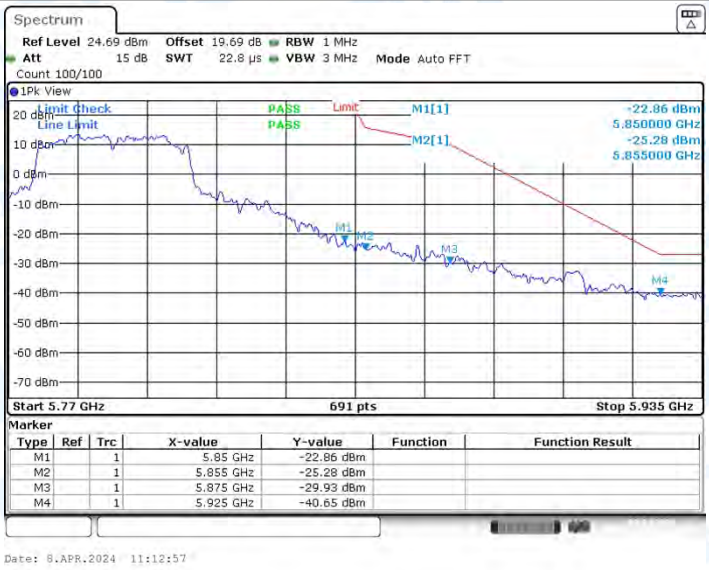

11N40MIMO_Ant2_High_5795_Peak

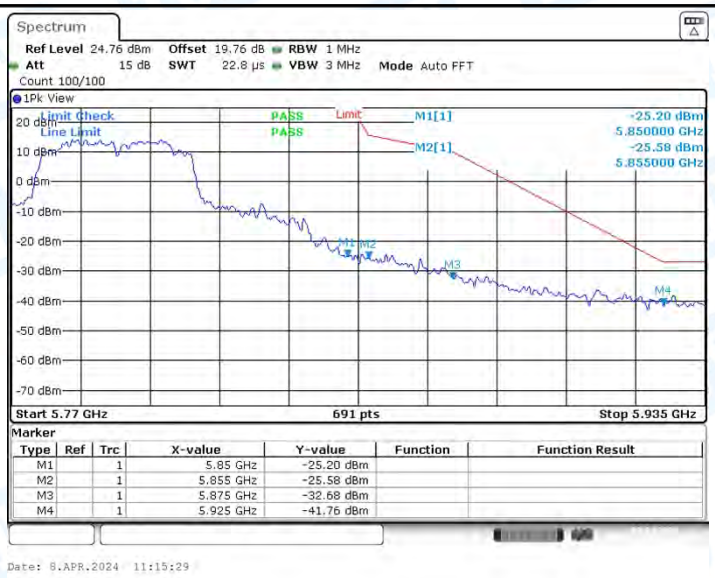

11AC20MIMO_Ant1_Low_5180_AV

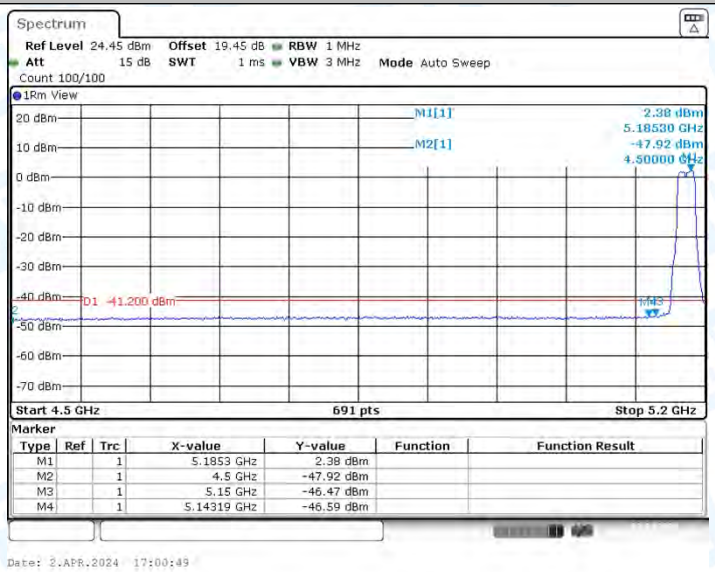

11AC20MIMO_Ant1_Low_5180_Peak

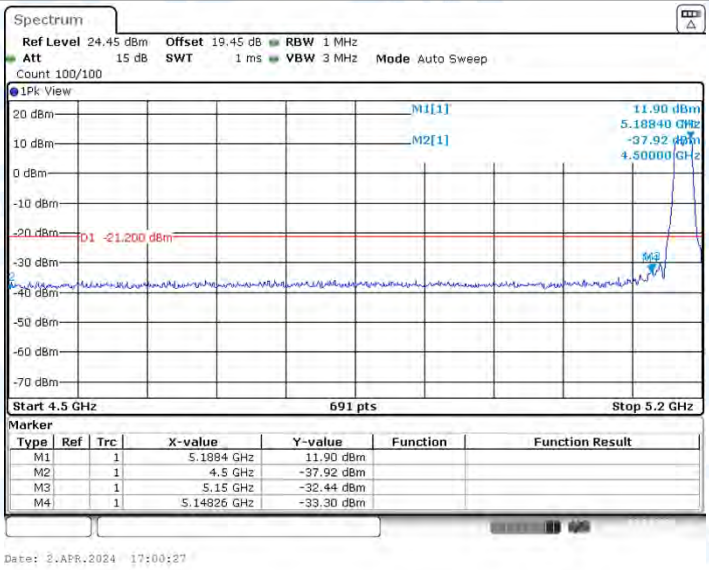

11AC20MIMO_Ant2_Low_5180_AV

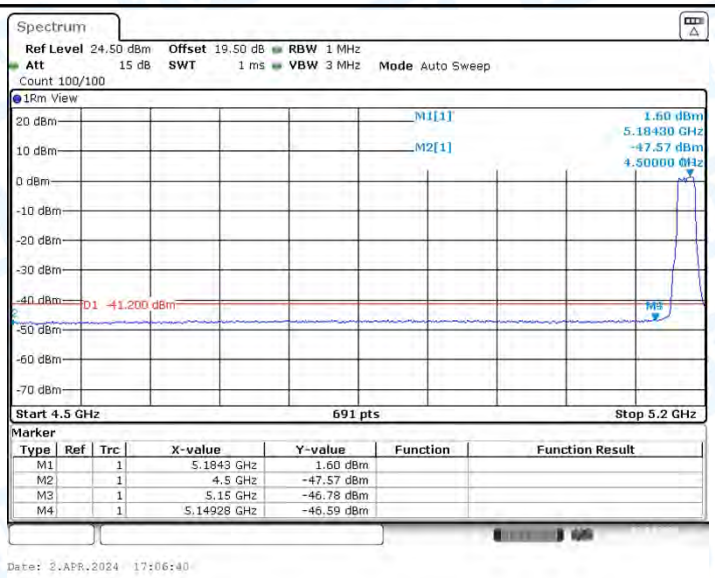

11AC20MIMO_Ant2_Low_5180_Peak

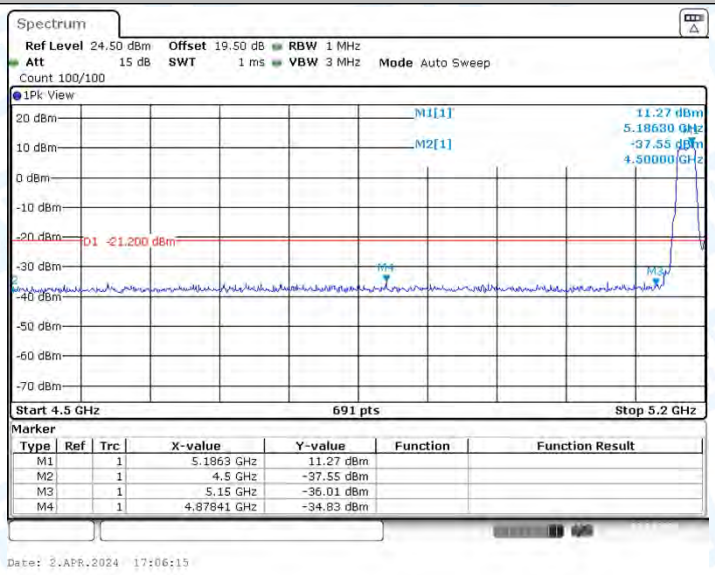

11AC20MIMO_Ant1_High_5240_AV

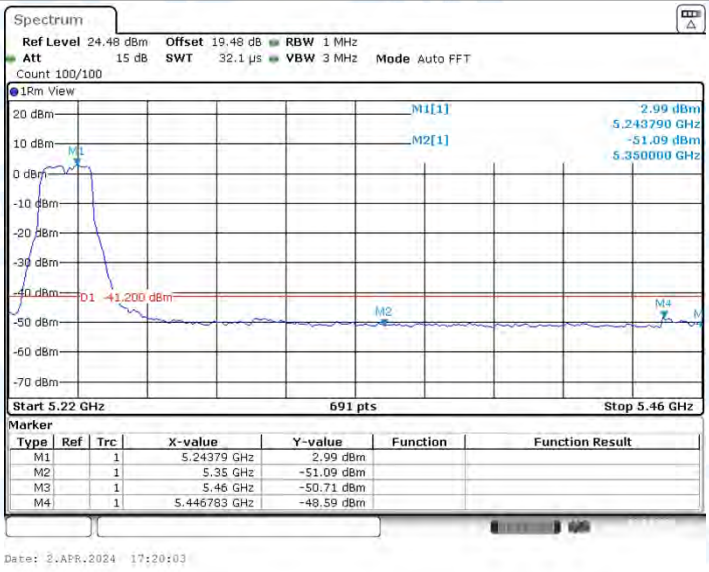

11AC20MIMO_Ant1_High_5240_Peak

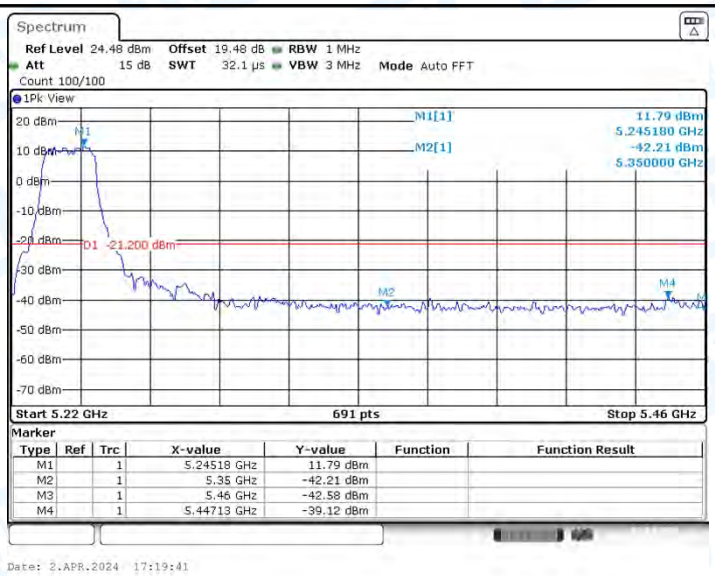

11AC20MIMO_Ant2_High_5240_AV

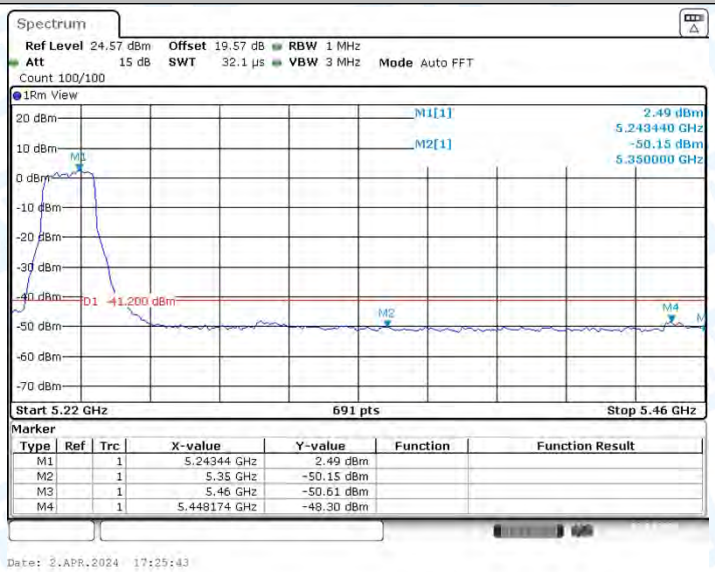

11AC20MIMO_Ant2_High_5240_Peak

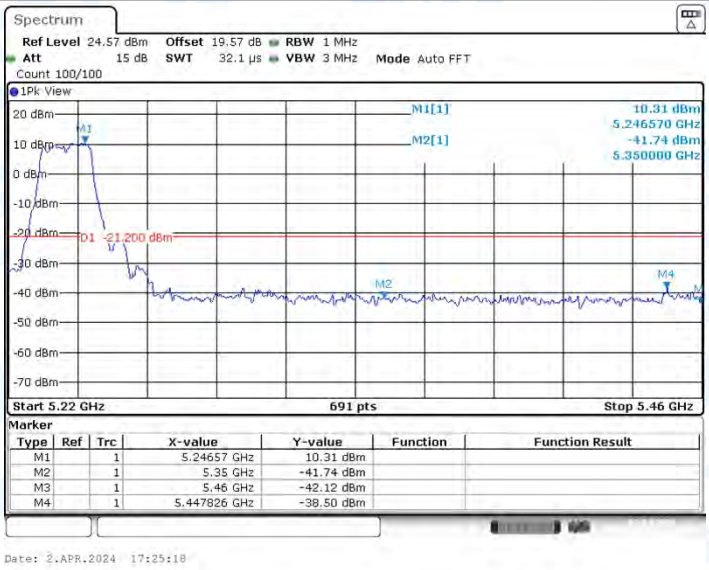

11AC20MIMO_Ant1_Low_5745_Peak

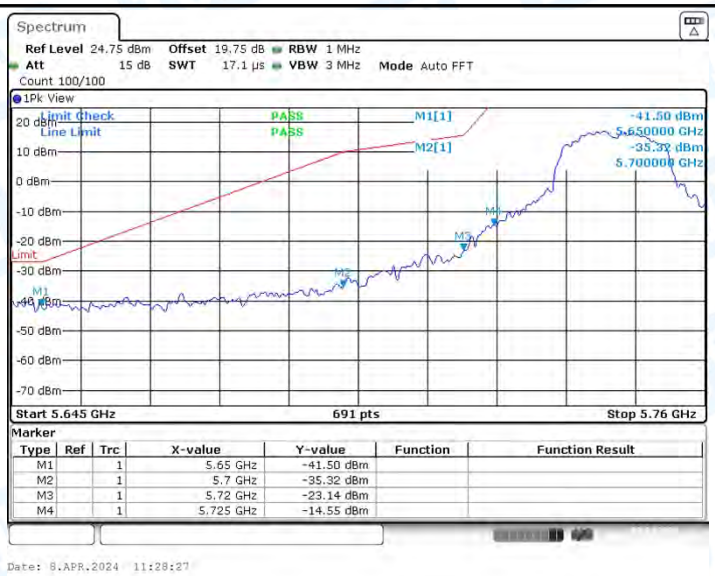

11AC20MIMO_Ant2_Low_5745_Peak

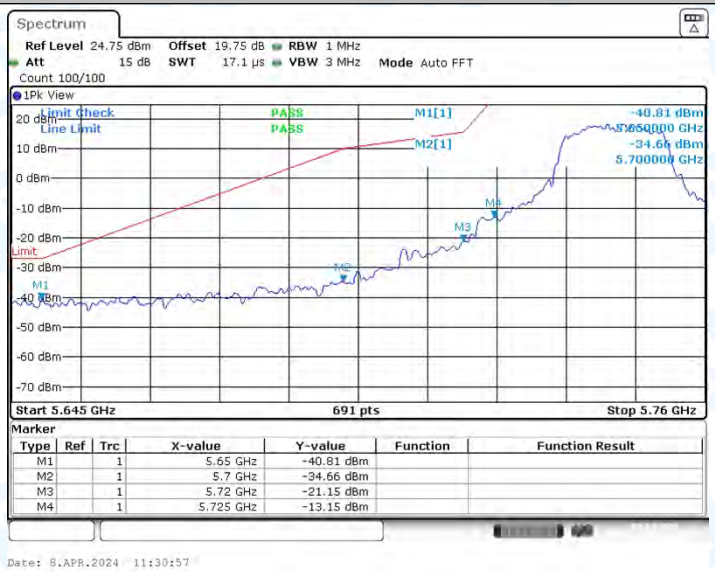

11AC20MIMO_Ant1_High_5825_Peak

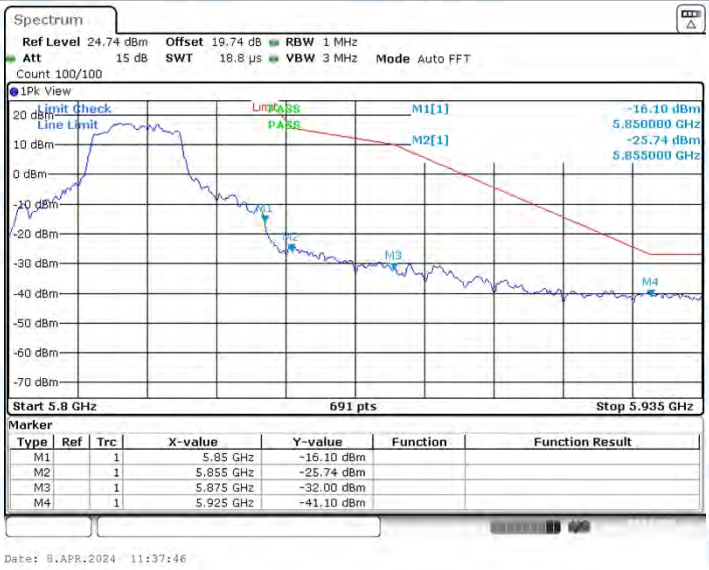

11AC20MIMO_Ant2_High_5825_Peak

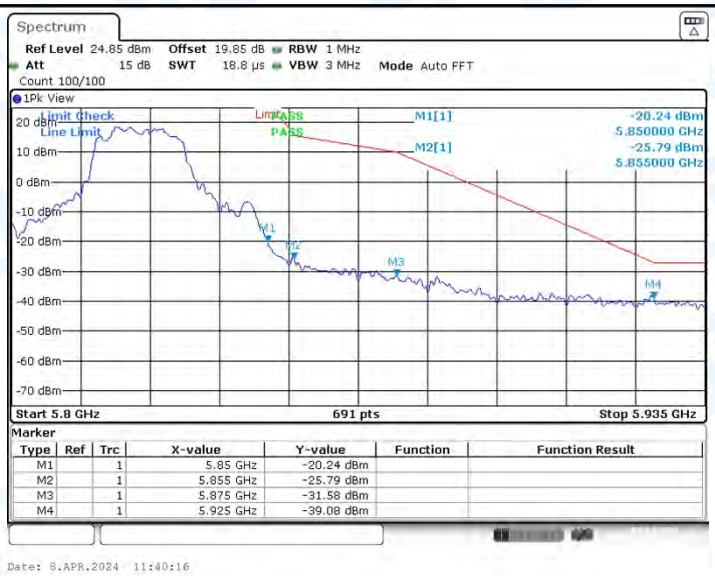

11AC40MIMO_Ant1_Low_5190_AV

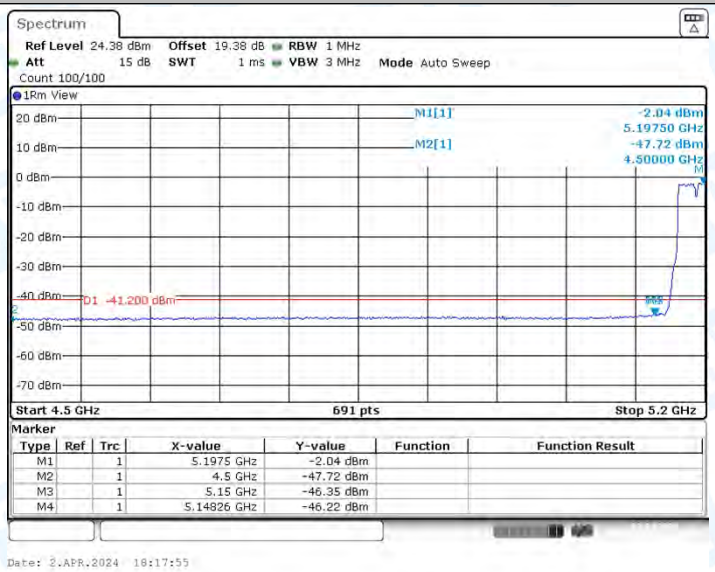

11AC40MIMO_Ant1_Low_5190_Peak

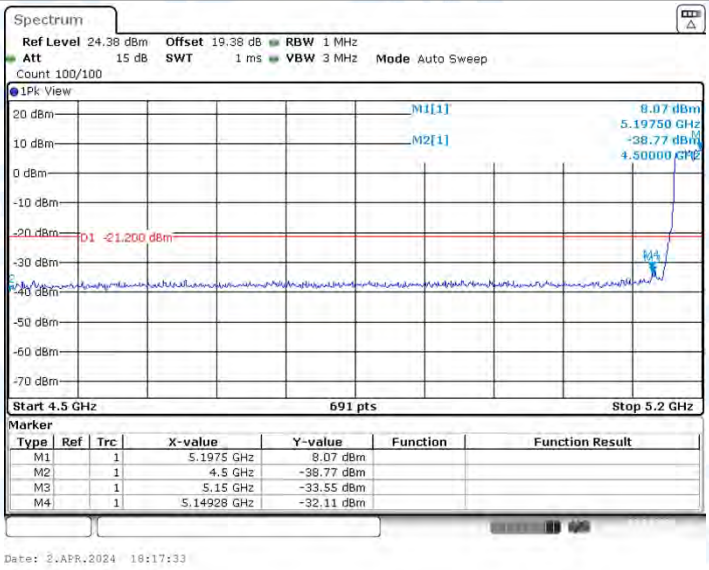

11AC40MIMO_Ant2_Low_5190_AV

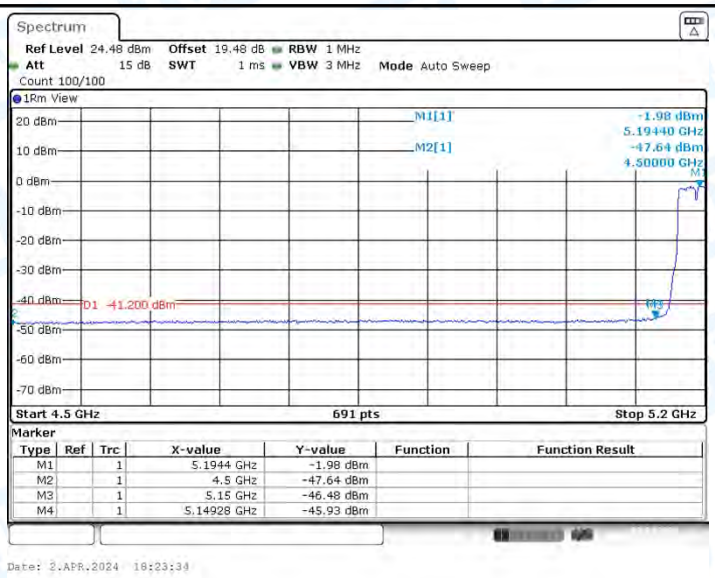

11AC40MIMO_Ant2_Low_5190_Peak

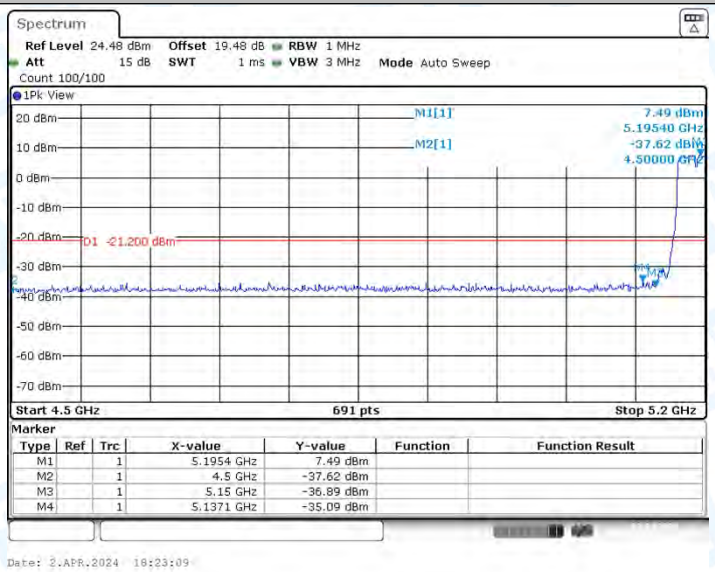

11AC40MIMO_Ant1_High_5230_AV

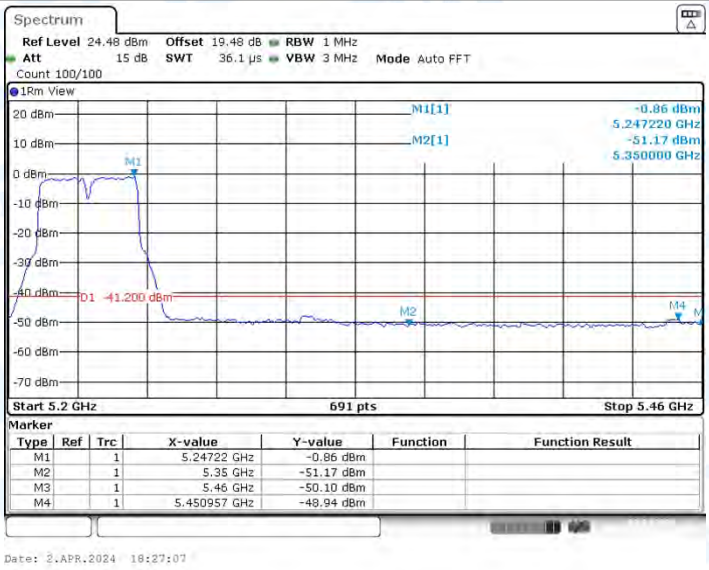

11AC40MIMO_Ant1_High_5230_Peak

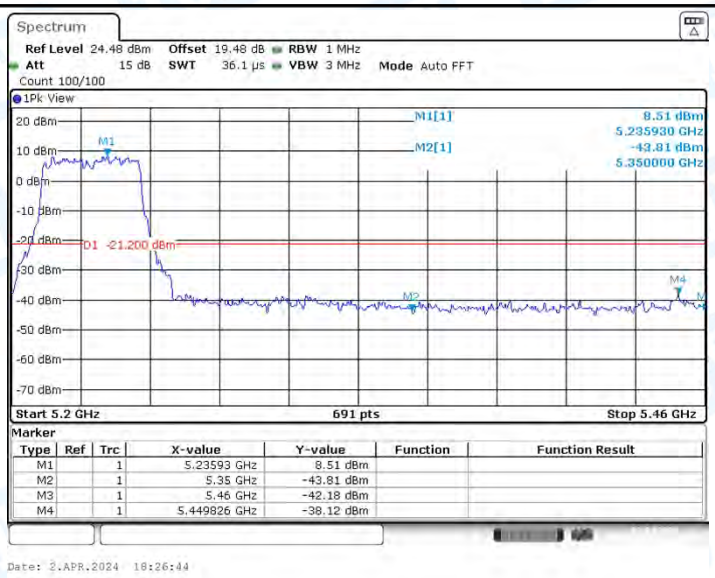

11AC40MIMO_Ant2_High_5230_AV

11AC40MIMO_Ant2_High_5230_Peak

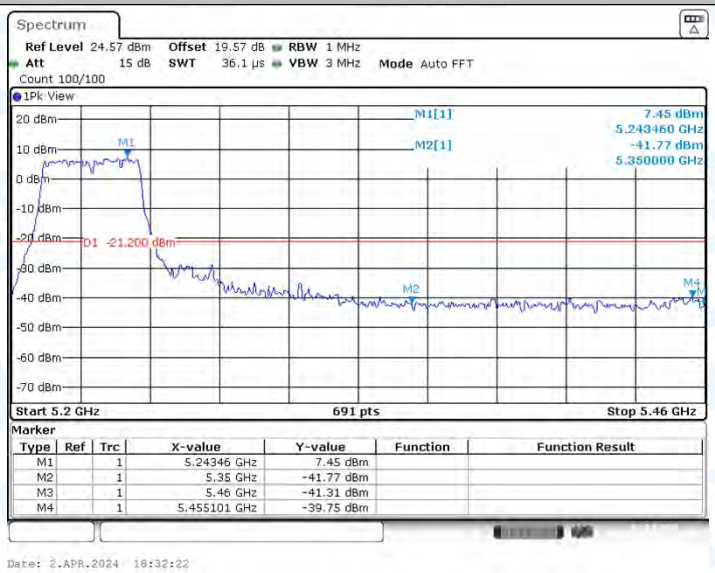

11AC40MIMO_Ant1_Low_5755_Peak

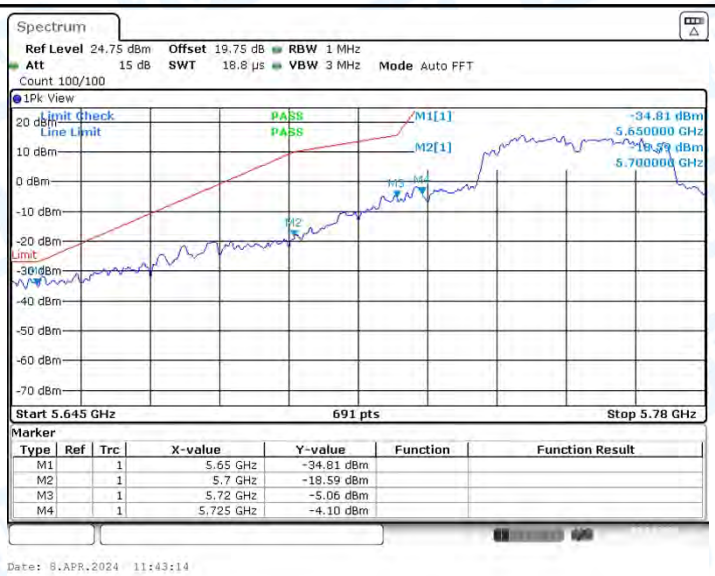

11AC40MIMO_Ant2_Low_5755_Peak

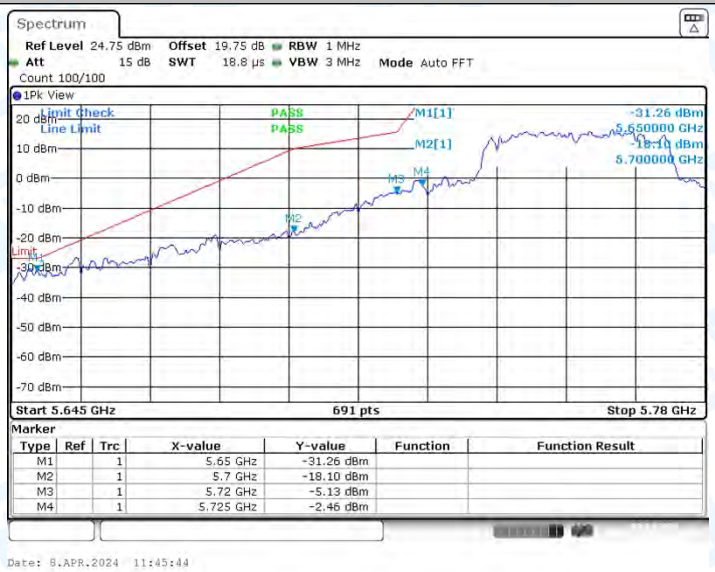

11AC40MIMO_Ant1_High_5795_Peak

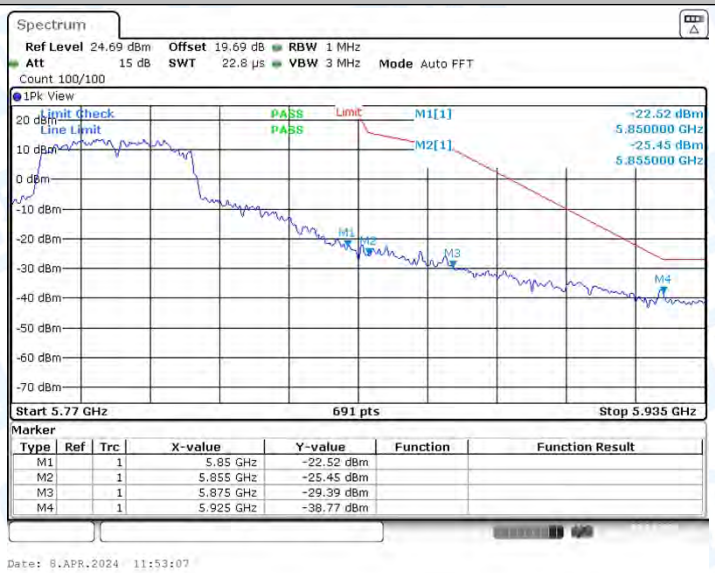

11AC40MIMO_Ant2_High_5795_Peak

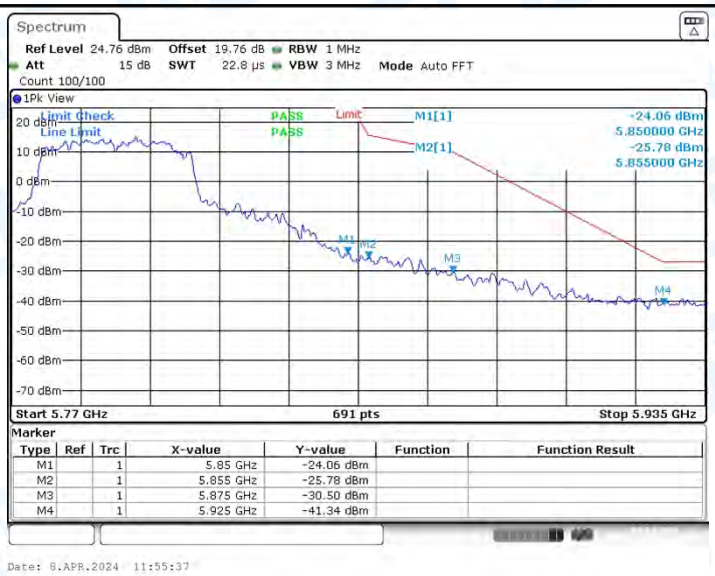

11AC80MIMO_Ant1_Low_5210_AV

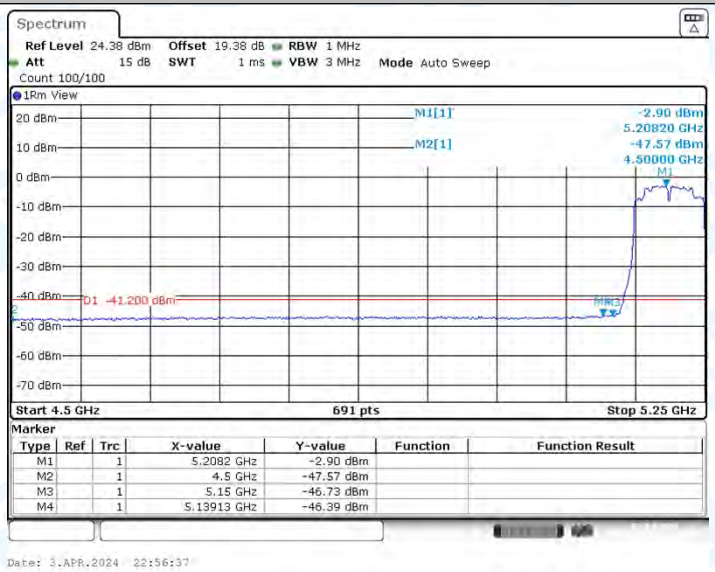

11AC80MIMO_Ant1_Low_5210_Peak

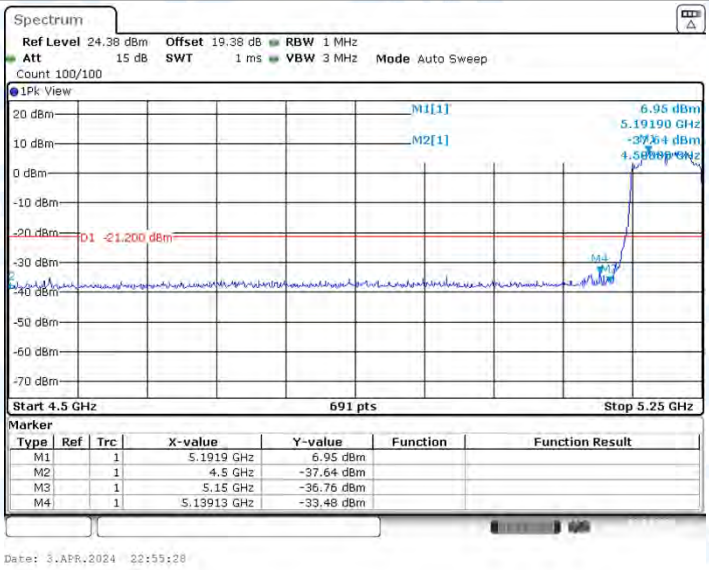

11AC80MIMO_Ant2_Low_5210_AV

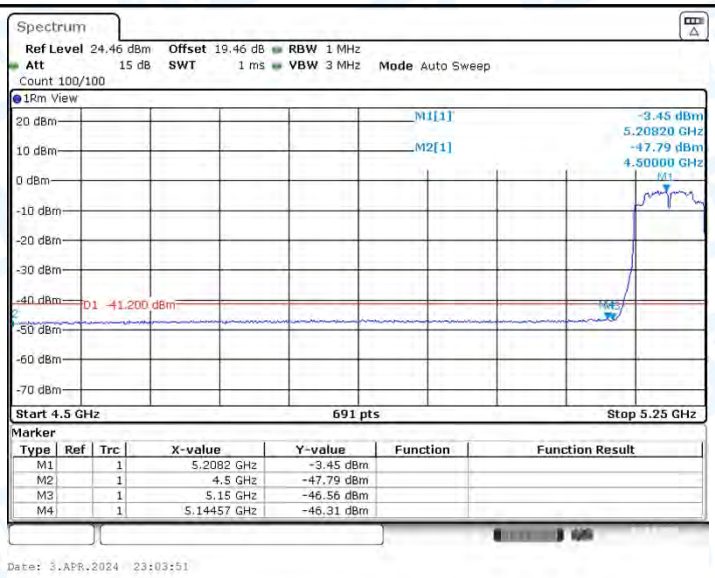

11AC80MIMO_Ant2_Low_5210_Peak

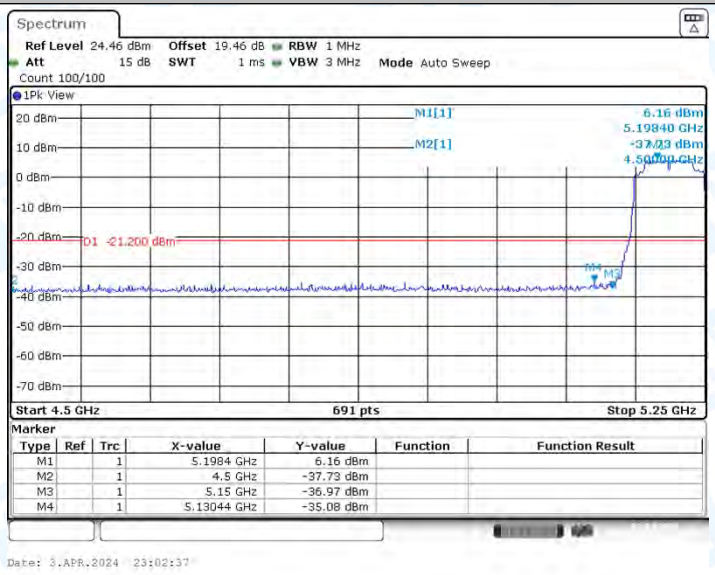

11AC80MIMO_Ant1_High_5210_AV

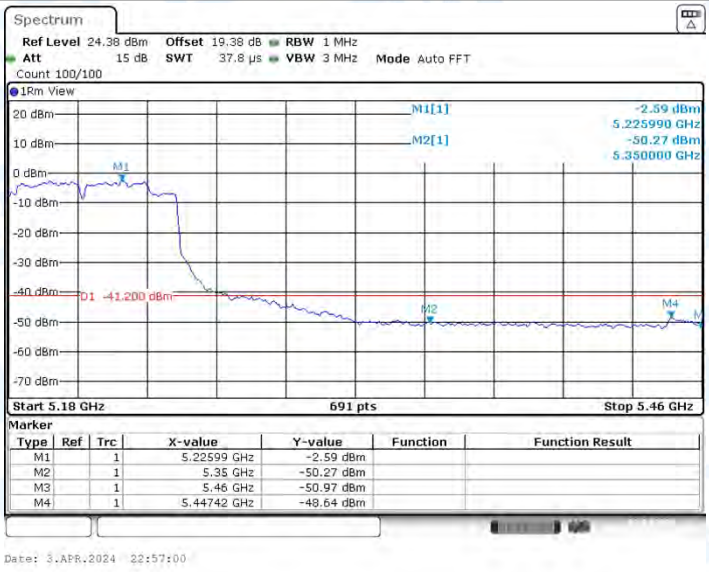

11AC80MIMO_Ant1_High_5210_Peak

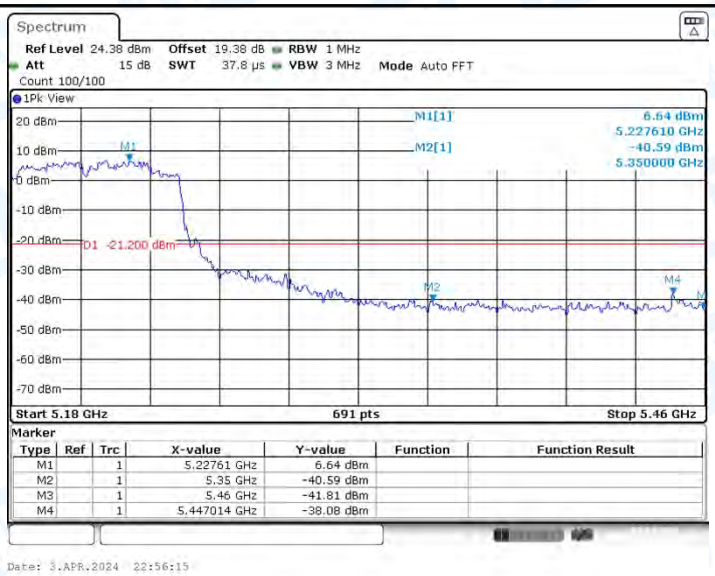

11AC80MIMO_Ant2_High_5210_AV

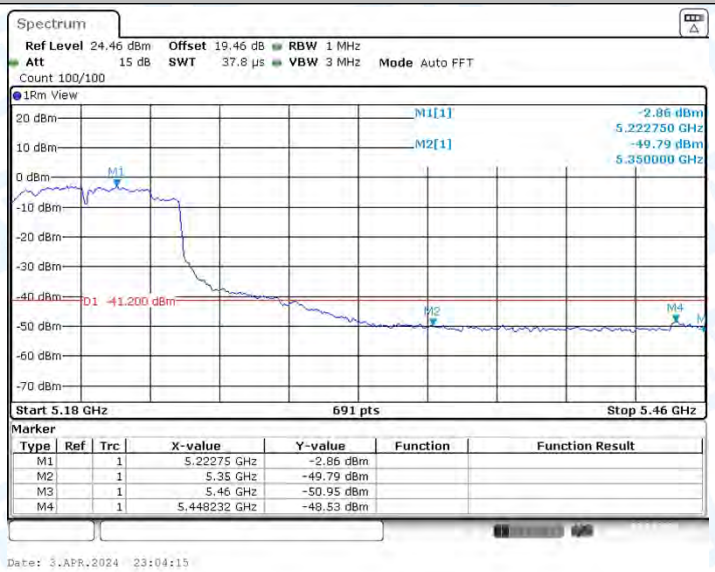

11AC80MIMO_Ant2_High_5210_Peak

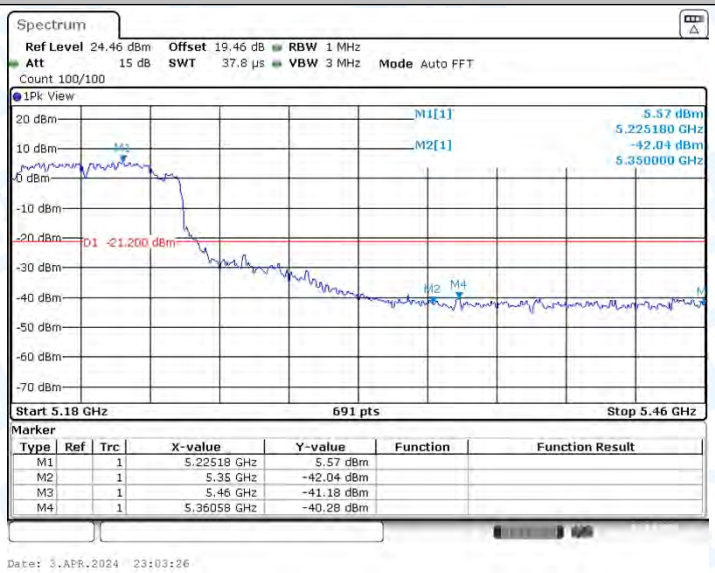

11AC80MIMO_Ant1_Low_5775_Peak

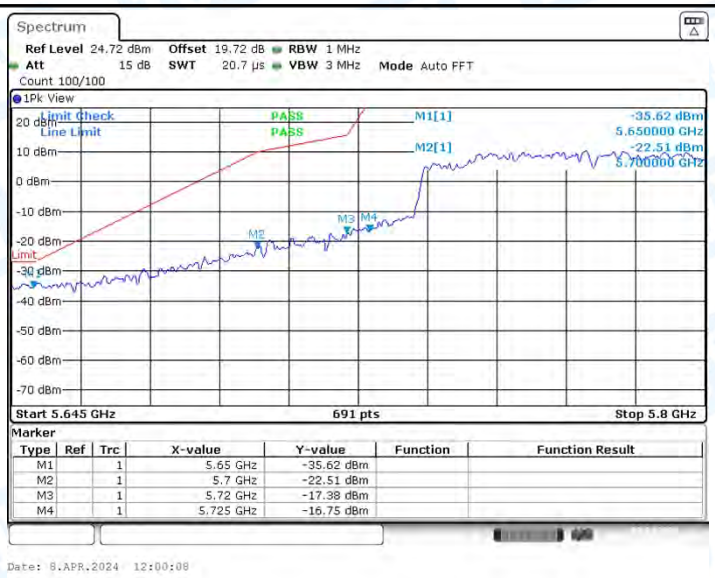

11AC80MIMO_Ant2_Low_5775_Peak

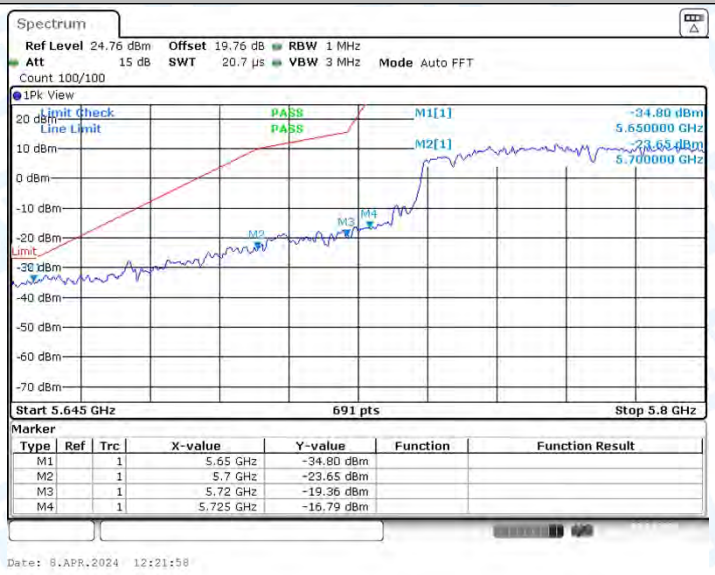

11AC80MIMO_Ant1_High_5775_Peak

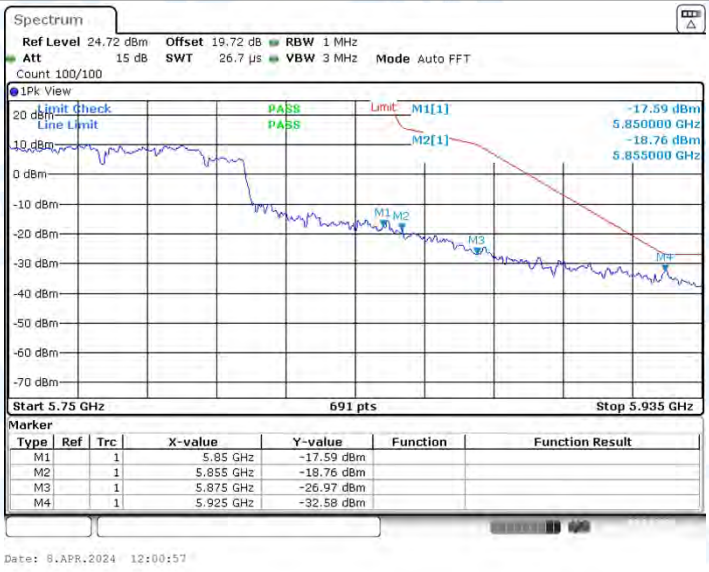

11AC80MIMO_Ant2_High_5775_Peak

11AX20MIMO_Ant1_Low_5180_AV

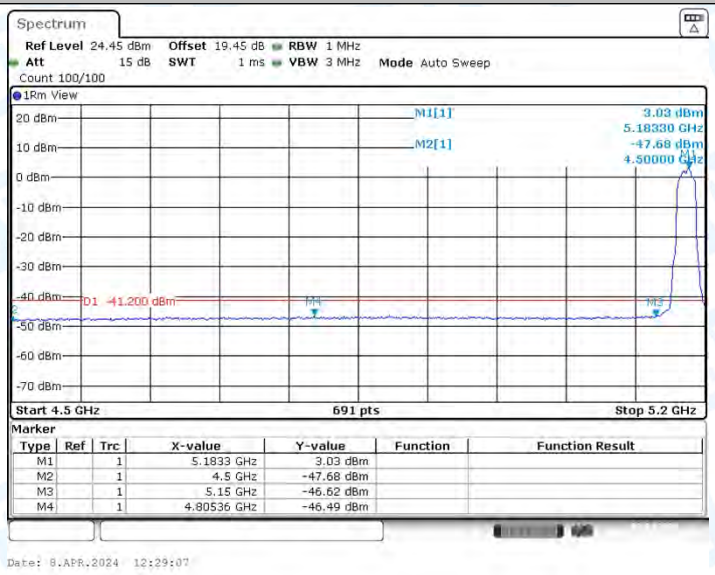

11AX20MIMO_Ant1_Low_5180_Peak

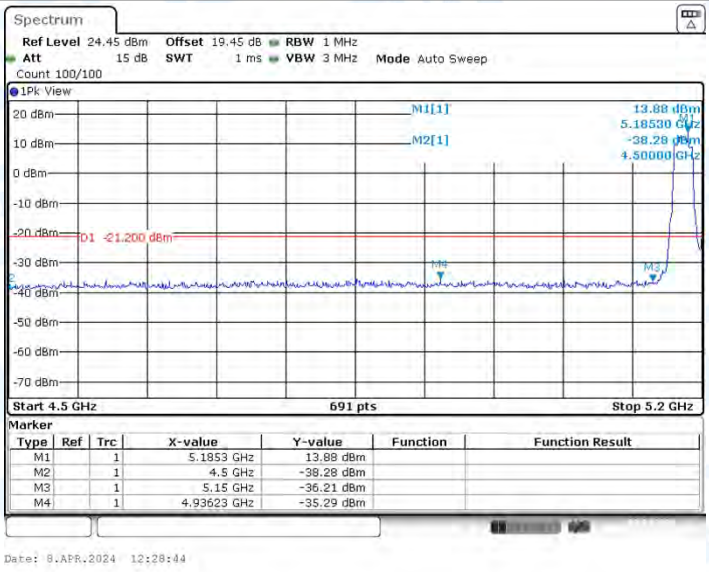

11AX20MIMO_Ant2_Low_5180_AV

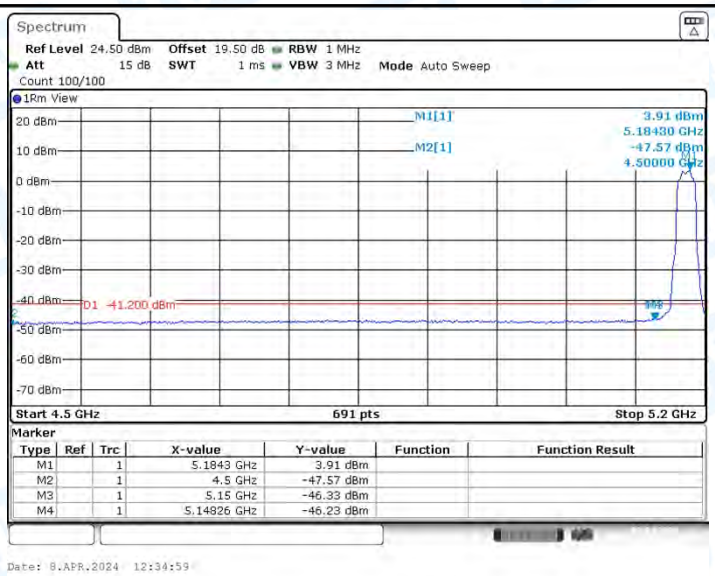

11AX20MIMO_Ant2_Low_5180_Peak

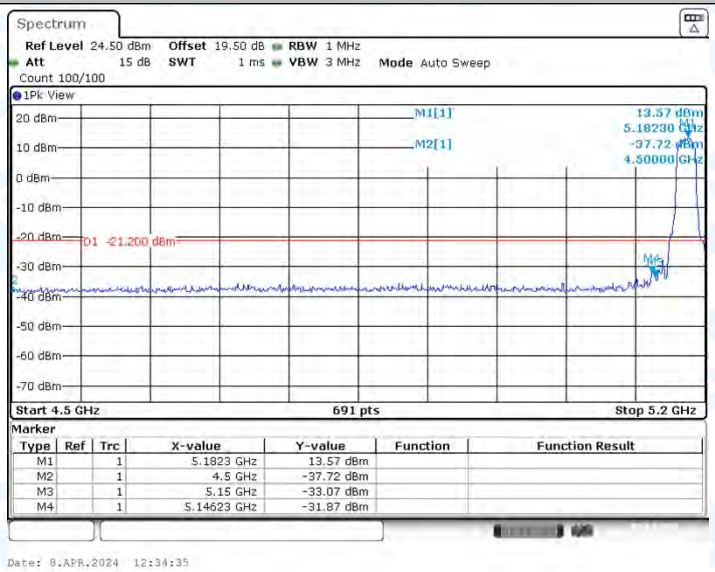

11AX20MIMO_Ant1_High_5240_AV

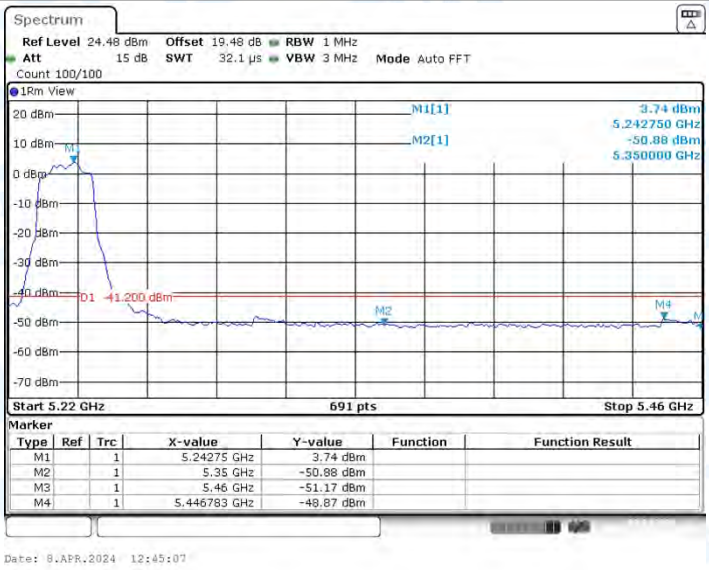

11AX20MIMO_Ant1_High_5240_Peak

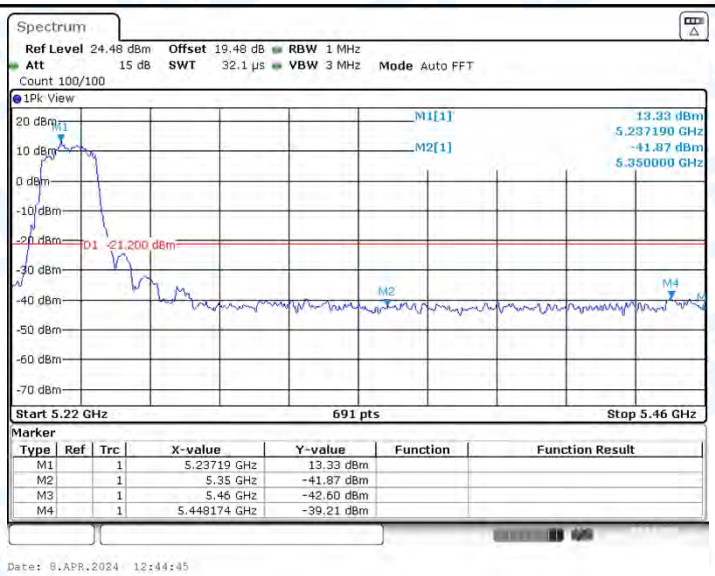

11AX20MIMO_Ant2_High_5240_AV

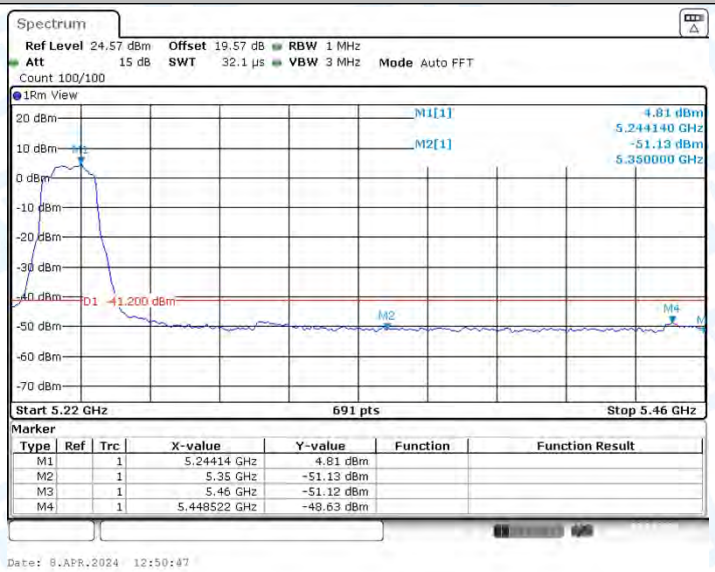

11AX20MIMO_Ant2_High_5240_Peak

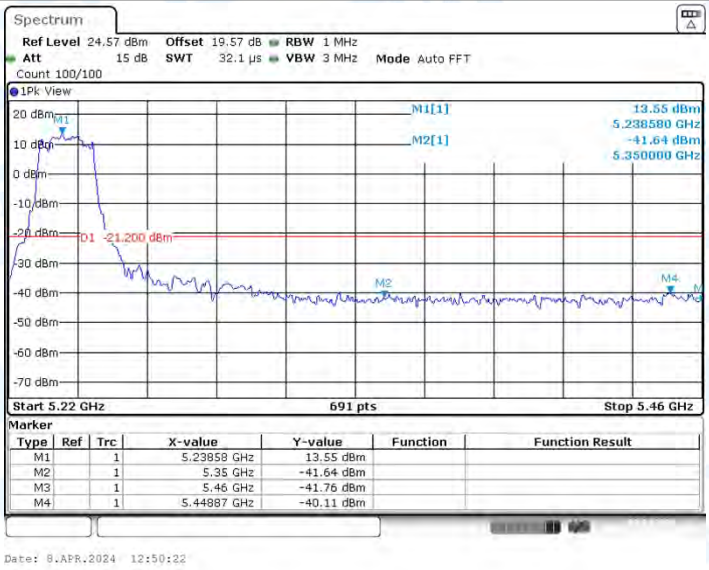

11AX20MIMO_Ant1_Low_5745_Peak

11AX20MIMO_Ant2_Low_5745_Peak

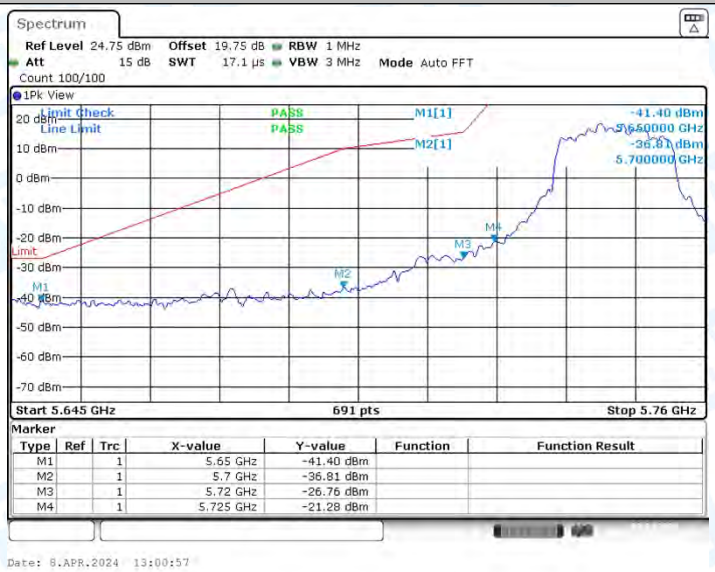

11AX20MIMO_Ant1_High_5825_Peak

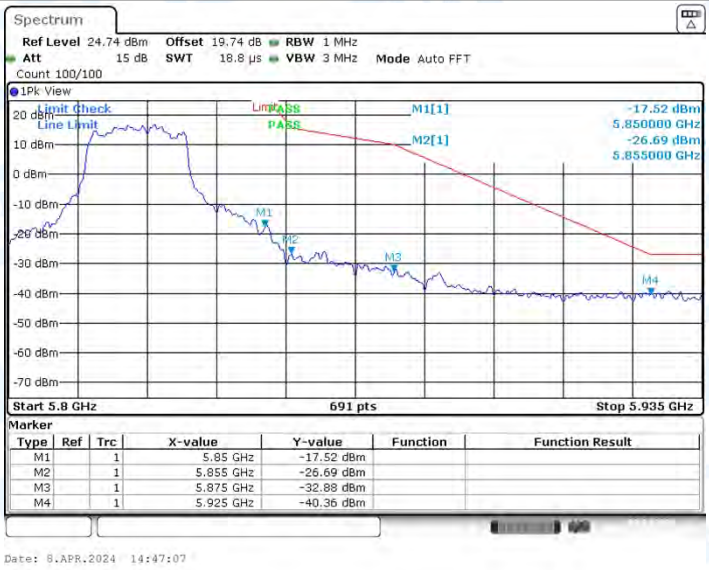

11AX20MIMO_Ant2_High_5825_Peak