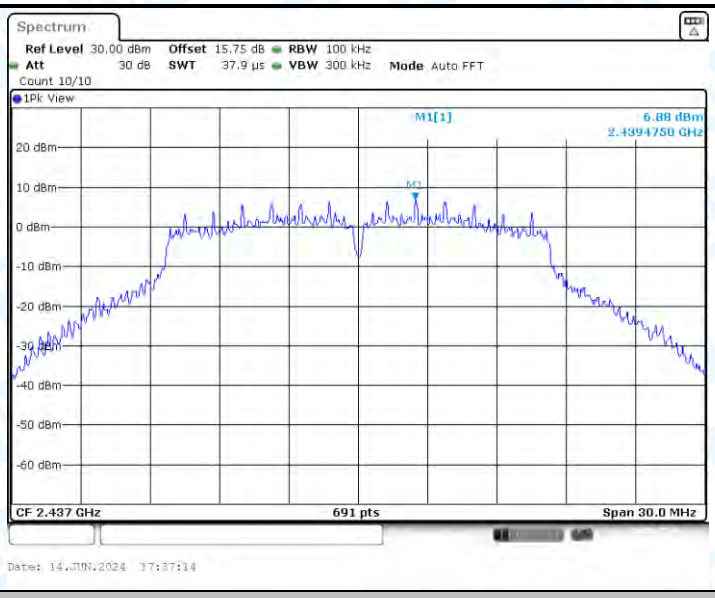

11G-CDD_Ant2_2437_30~1000

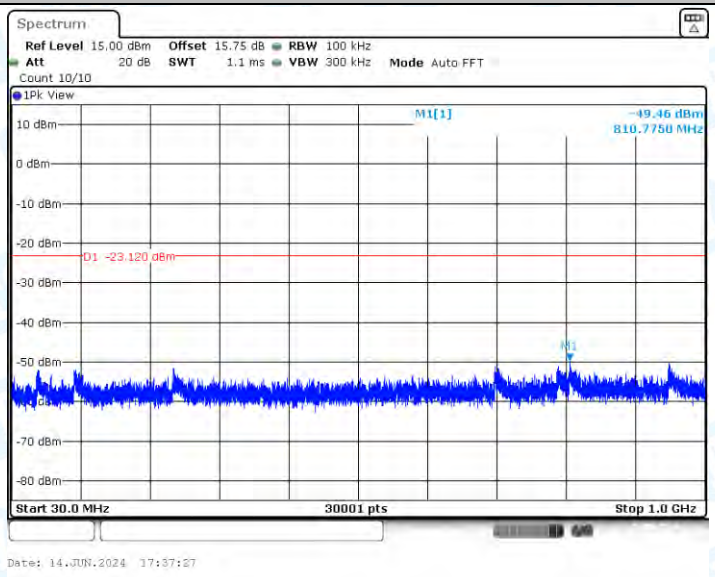

11G-CDD_Ant2_2437_1000~26500

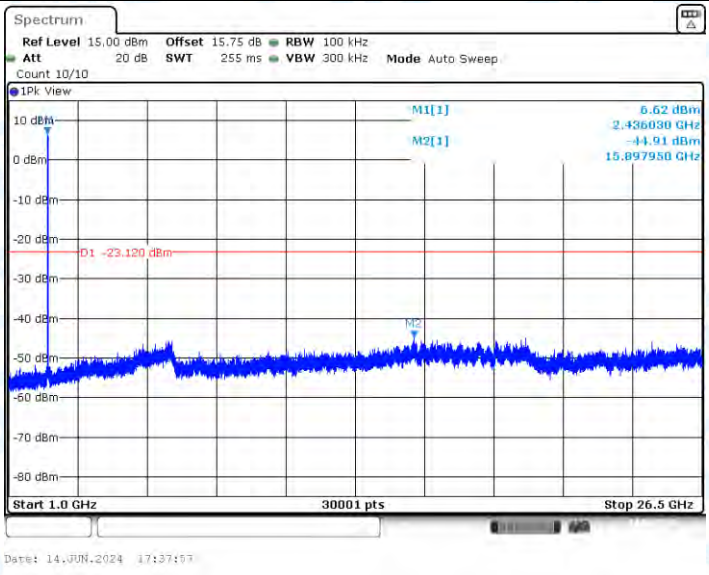

11G-CDD_Ant1_2462_0~Reference

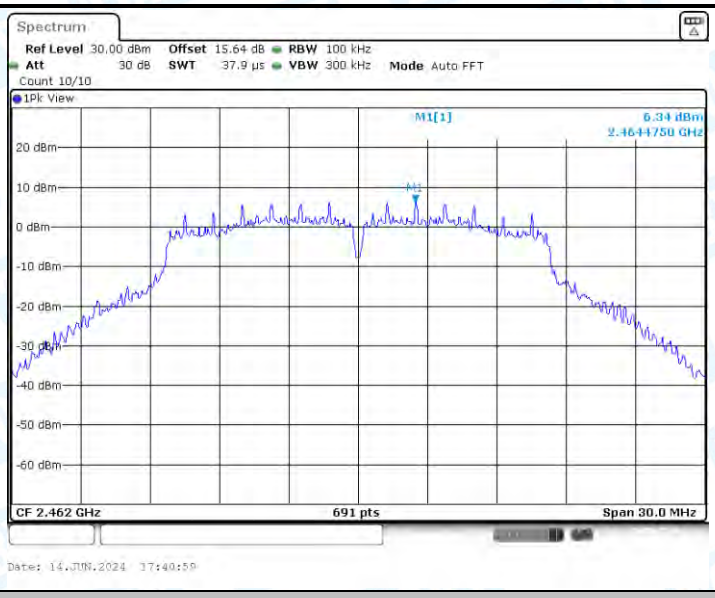

11G-CDD_Ant1_2462_30~1000

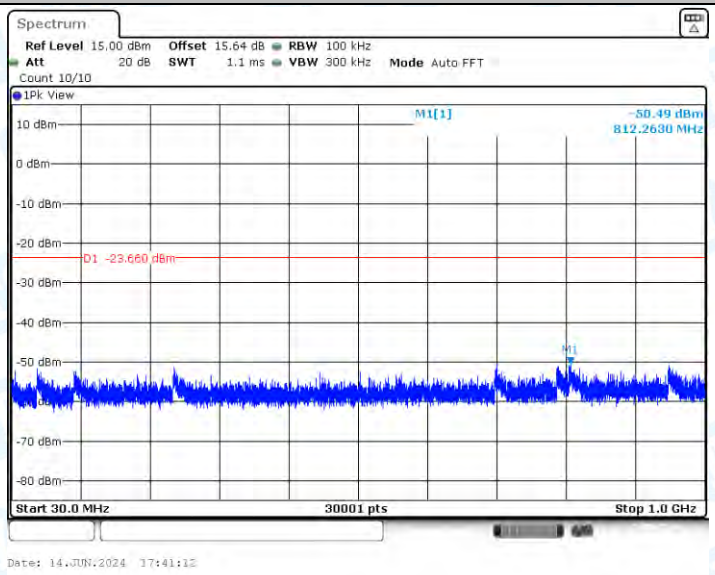

11G-CDD_Ant1_2462_1000~26500

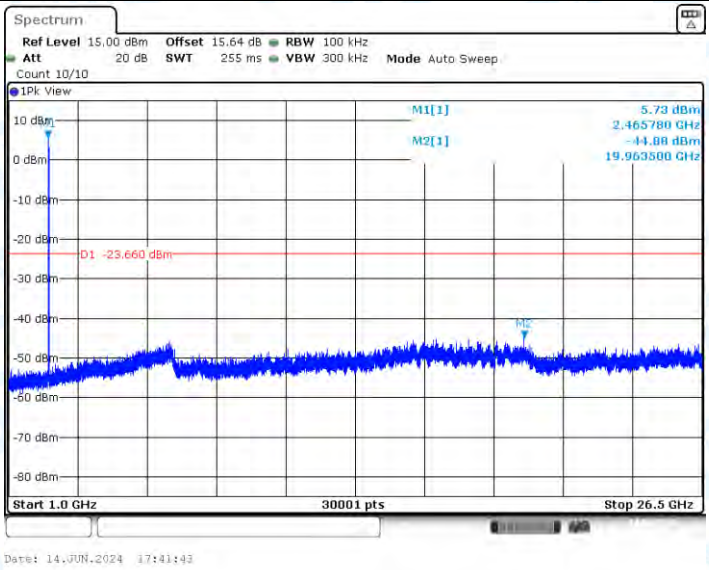

11G-CDD_Ant2_2462_0~Reference

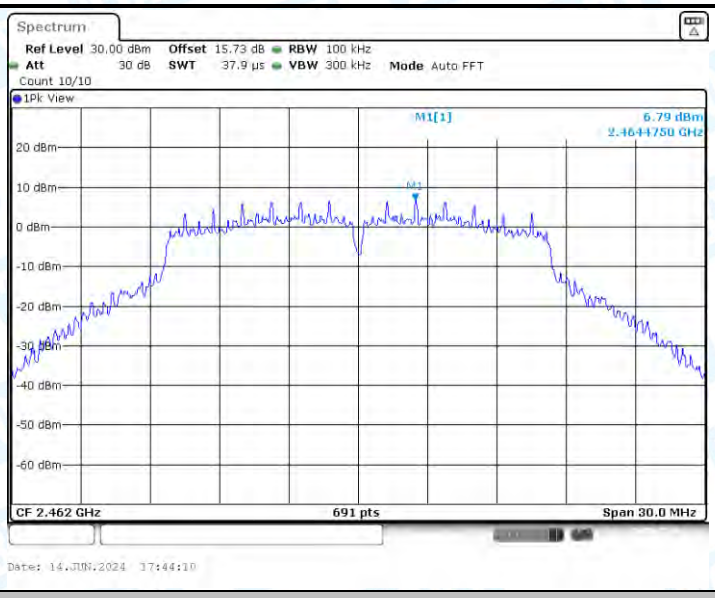

11G-CDD_Ant2_2462_30~1000

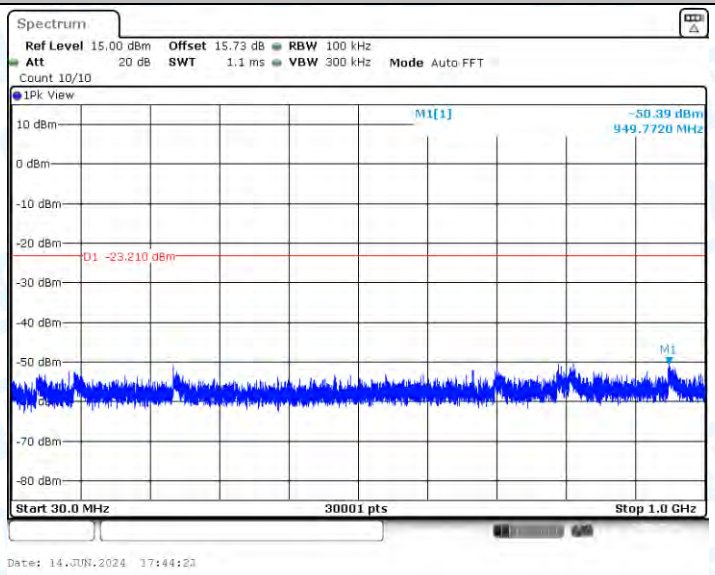

11G-CDD_Ant2_2462_1000~26500

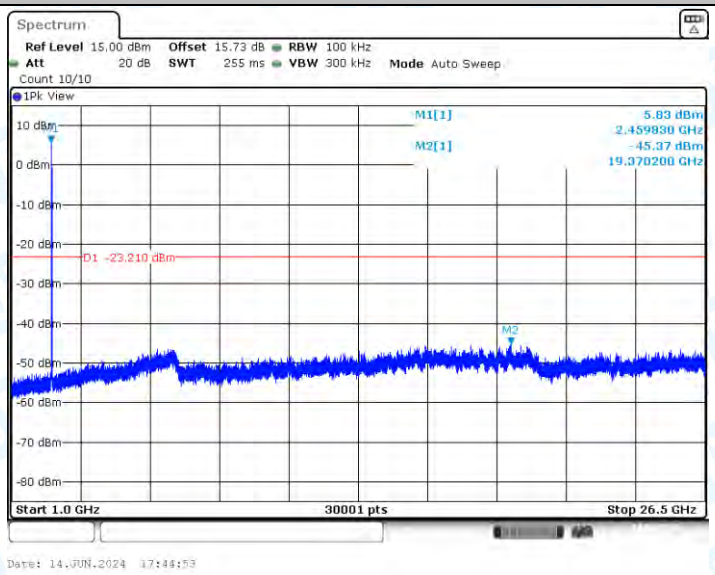

11N20MIMO_Ant1_2412_0~Reference

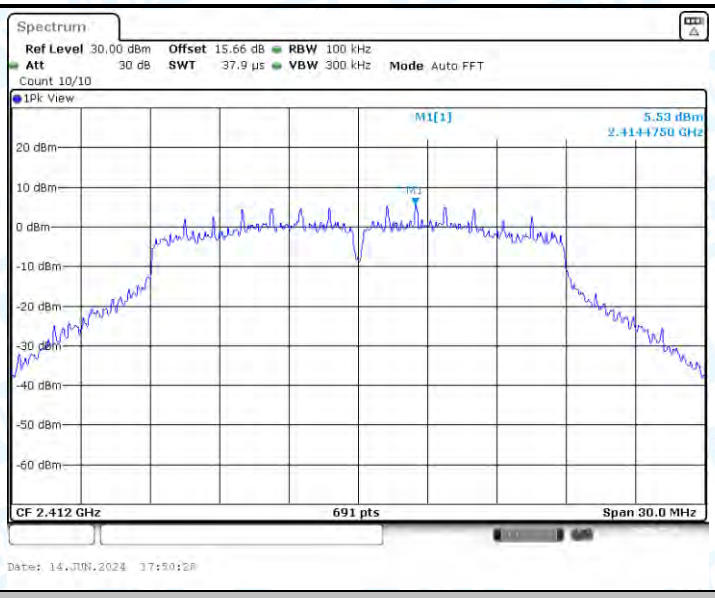

11N20MIMO_Ant1_2412_30~1000

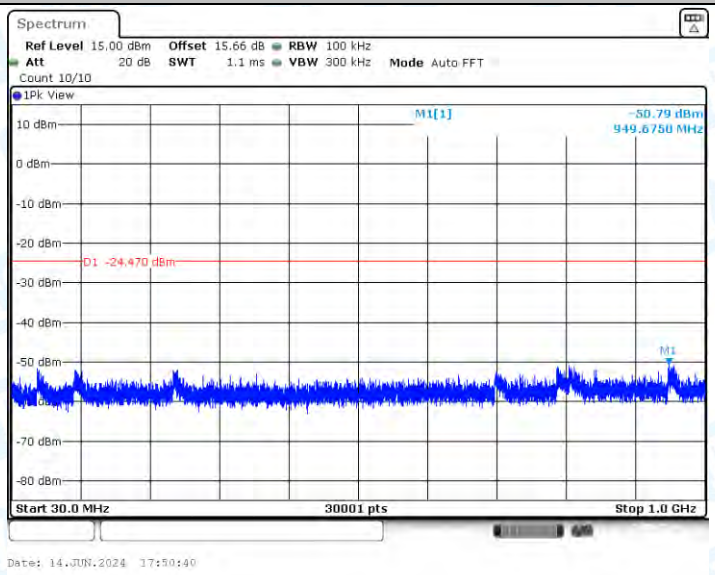

11N20MIMO_Ant1_2412_1000~26500

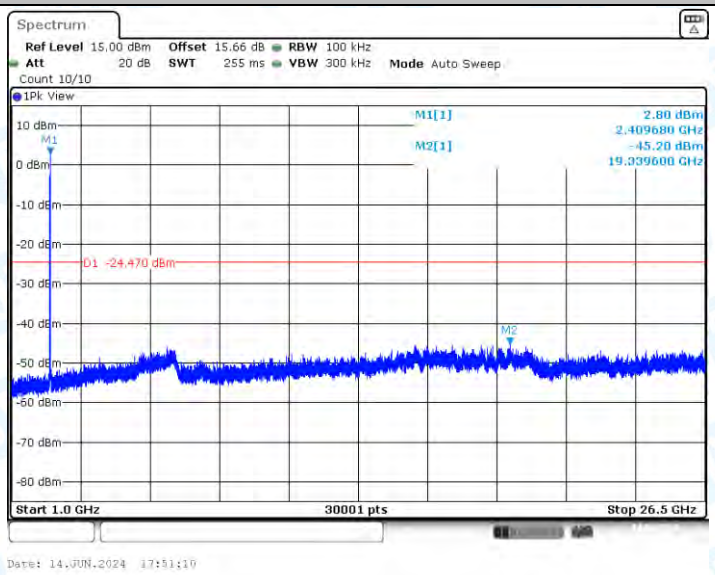

11N20MIMO_Ant2_2412_0~Reference

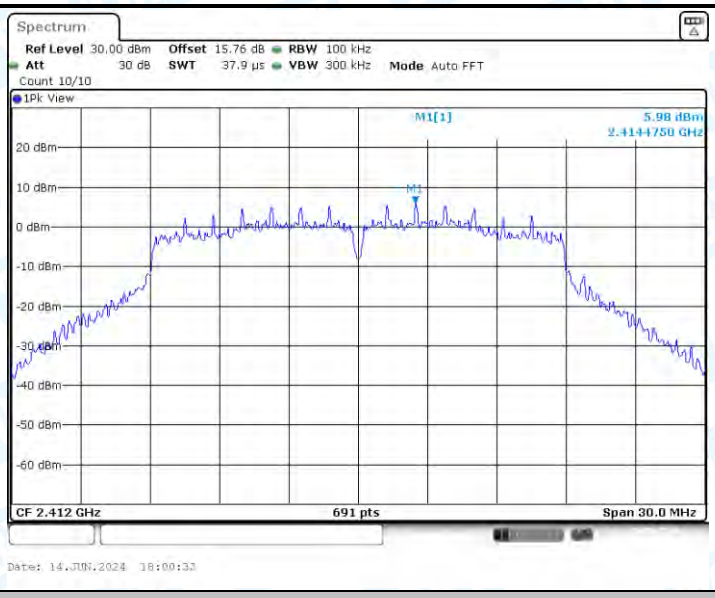

11N20MIMO_Ant2_2412_30~1000

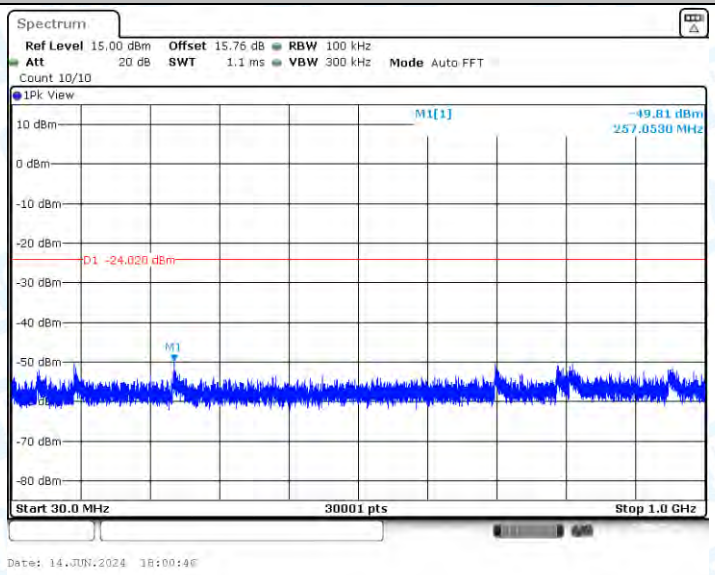

11N20MIMO_Ant2_2412_1000~26500

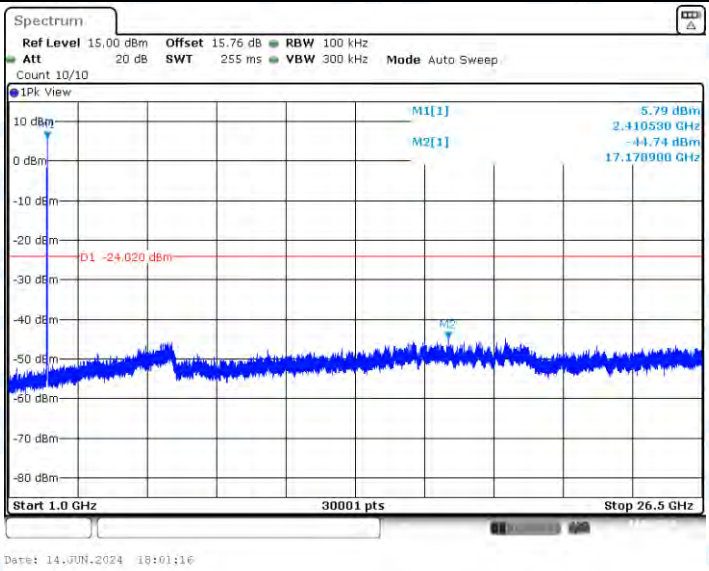

11N20MIMO_Ant1_2437_0~Reference

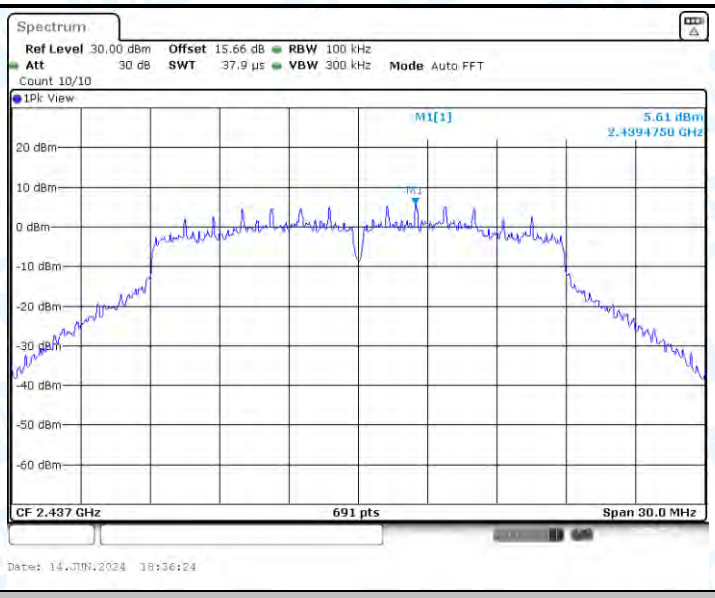

11N20MIMO_Ant1_2437_30~1000

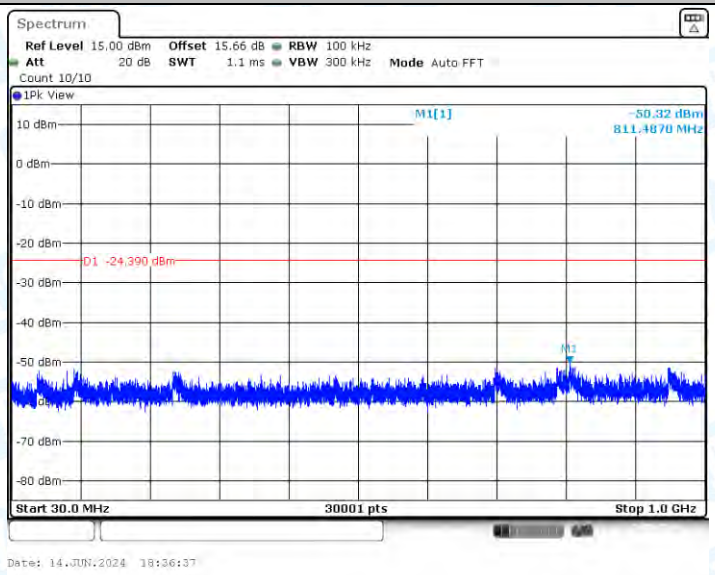

11N20MIMO_Ant1_2437_1000~26500

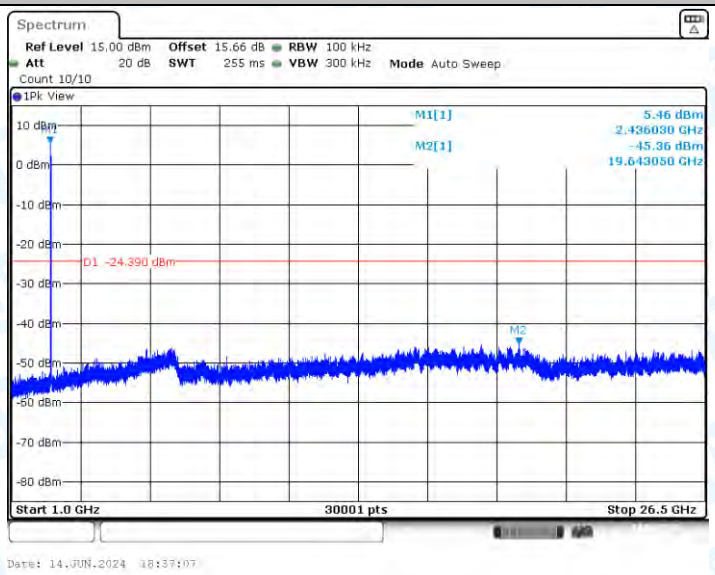

11N20MIMO_Ant2_2437_0~Reference

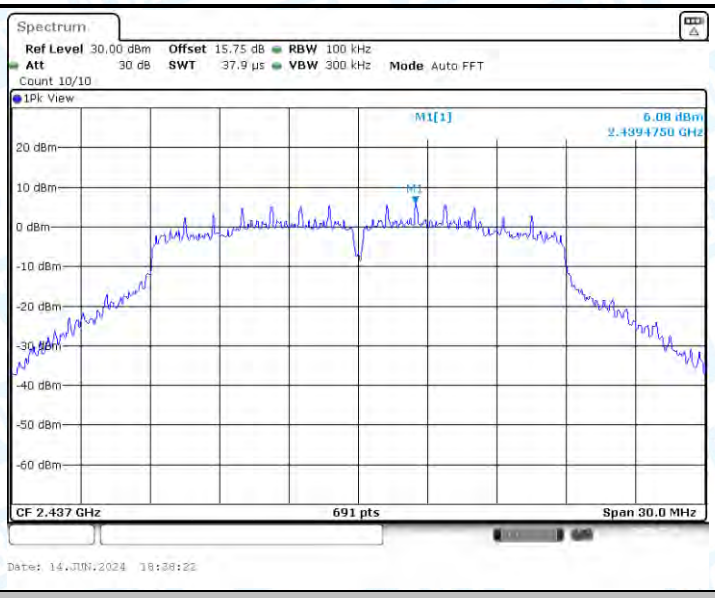

11N20MIMO_Ant2_2437_30~1000

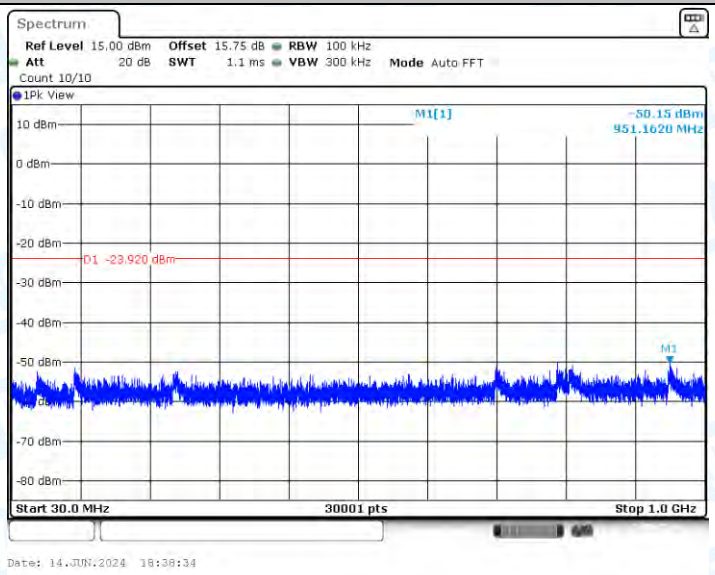

11N20MIMO_Ant2_2437_1000~26500

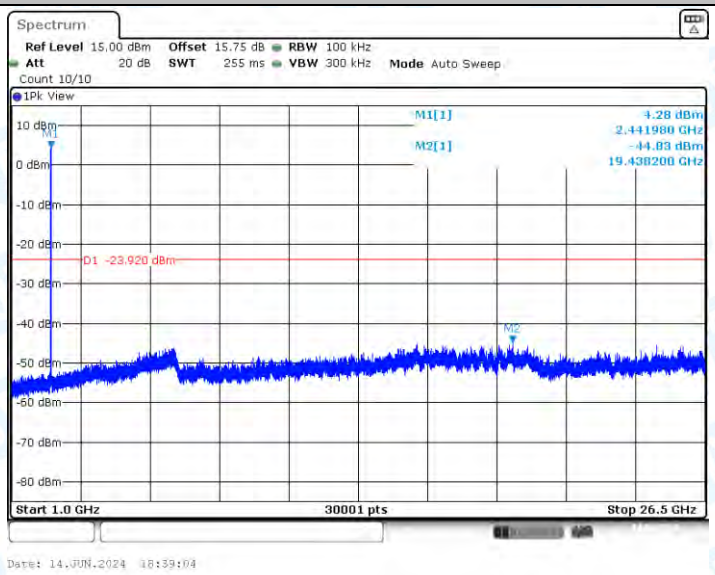

11N20MIMO_Ant1_2462_0~Reference

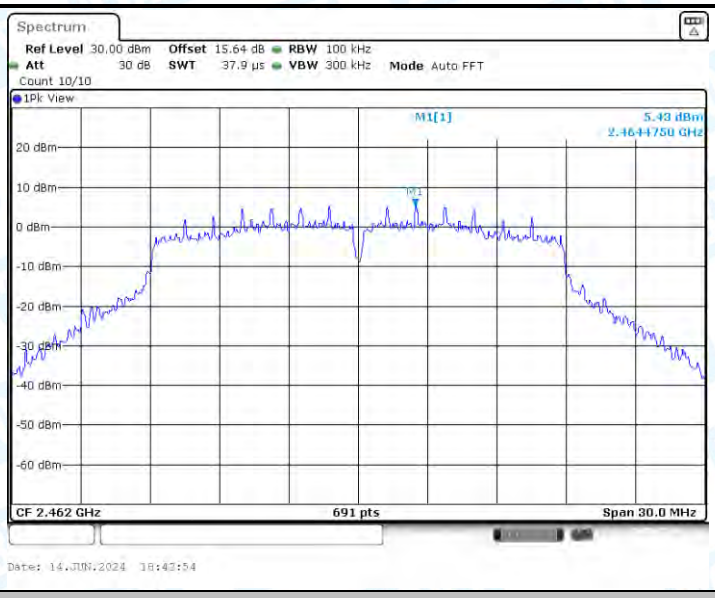

11N20MIMO_Ant1_2462_30~1000

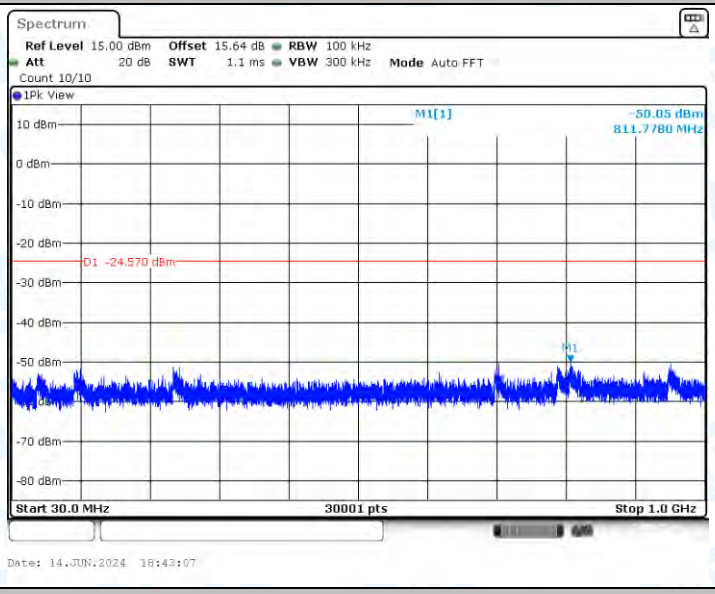

11N20MIMO_Ant1_2462_1000~26500

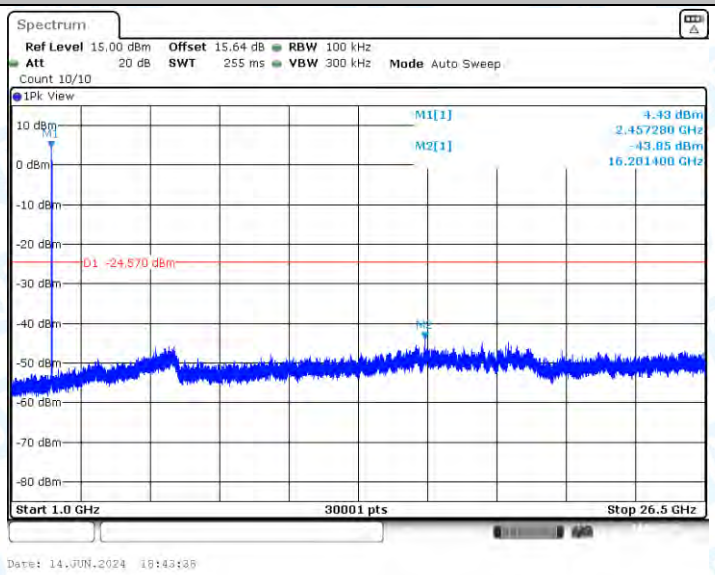

11N20MIMO_Ant2_2462_0~Reference

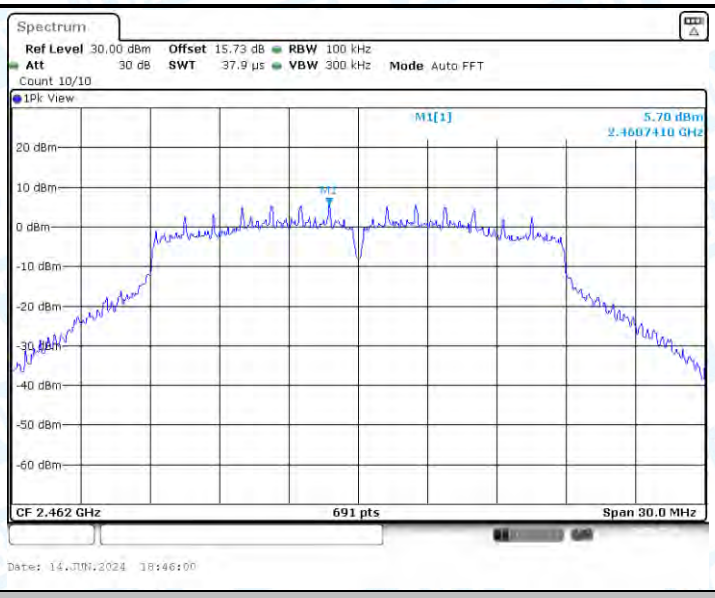

11N20MIMO_Ant2_2462_30~1000

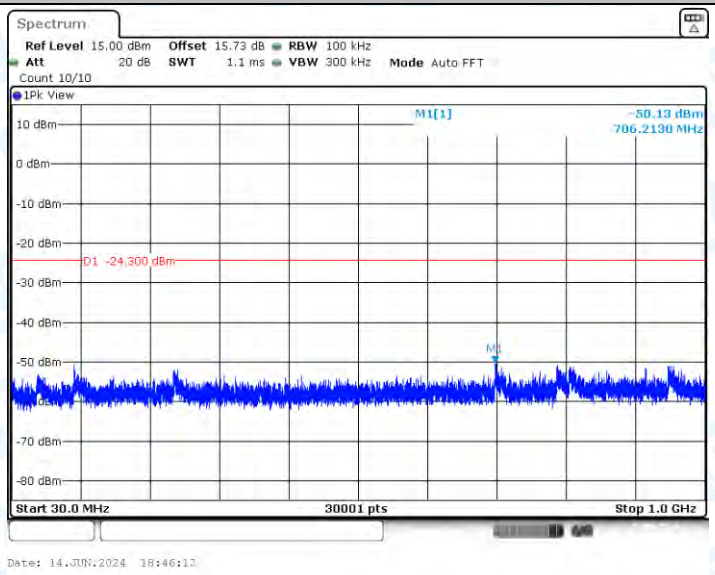

11N20MIMO_Ant2_2462_1000~26500

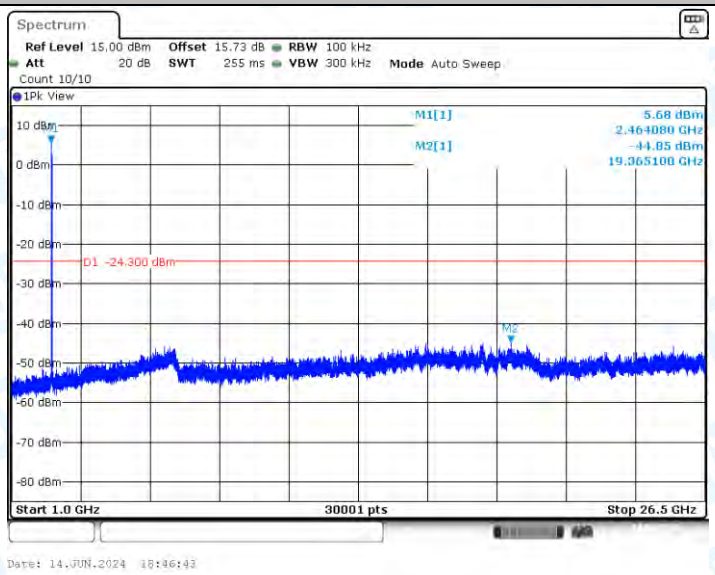

11N40MIMO_Ant1_2422_0~Reference

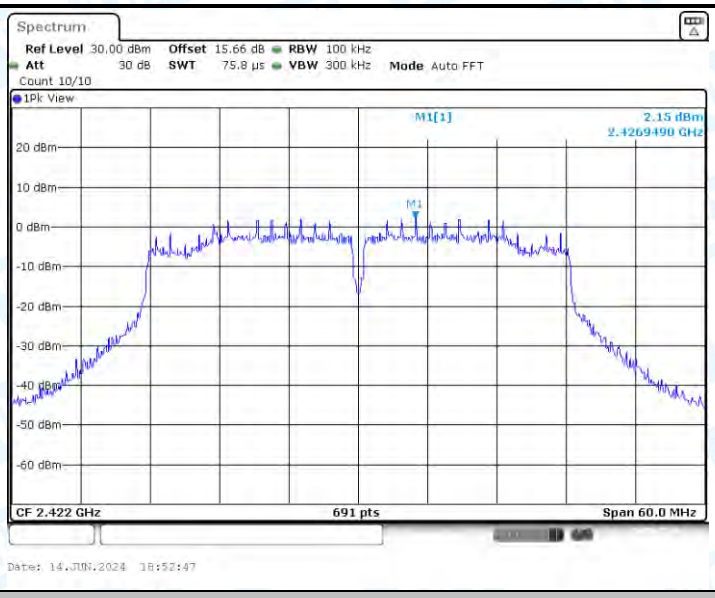

11N40MIMO_Ant1_2422_30~1000

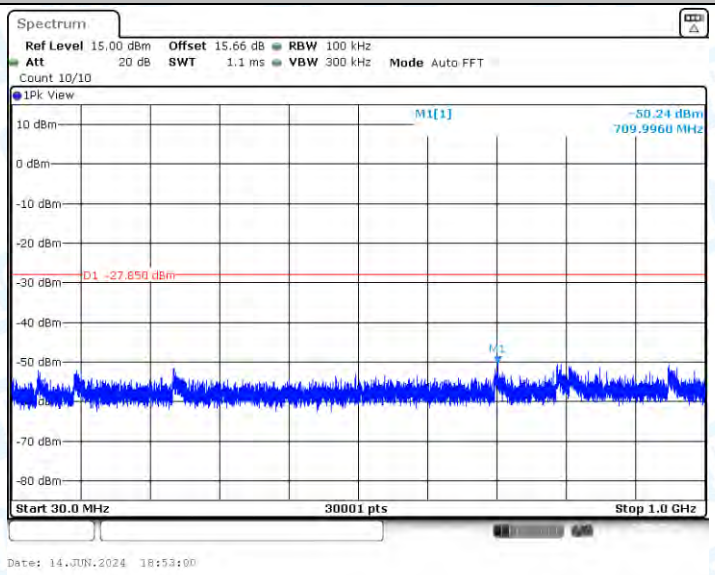

11N40MIMO_Ant1_2422_1000~26500

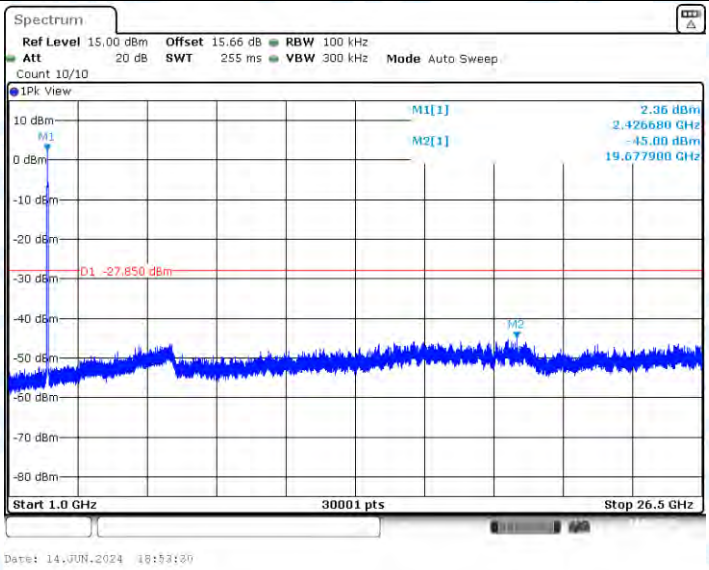

11N40MIMO_Ant2_2422_0~Reference

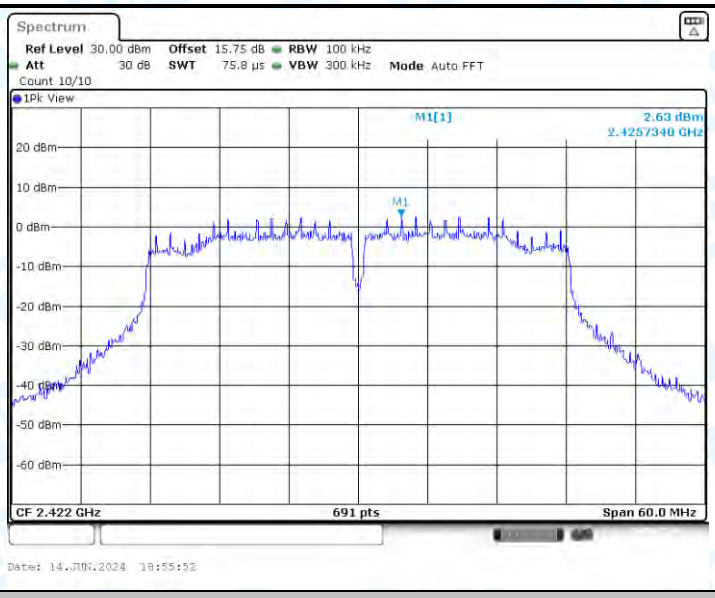

11N40MIMO_Ant2_2422_30~1000

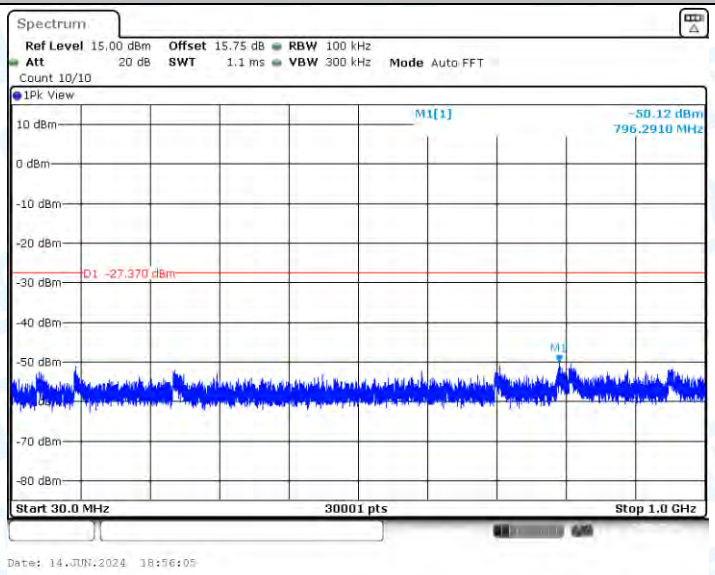

11N40MIMO_Ant2_2422_1000~26500

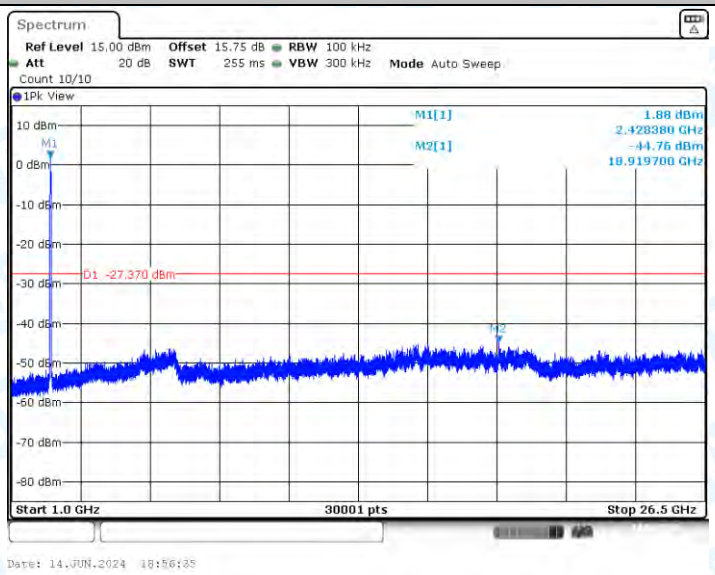

11N40MIMO_Ant1_2437_0~Reference

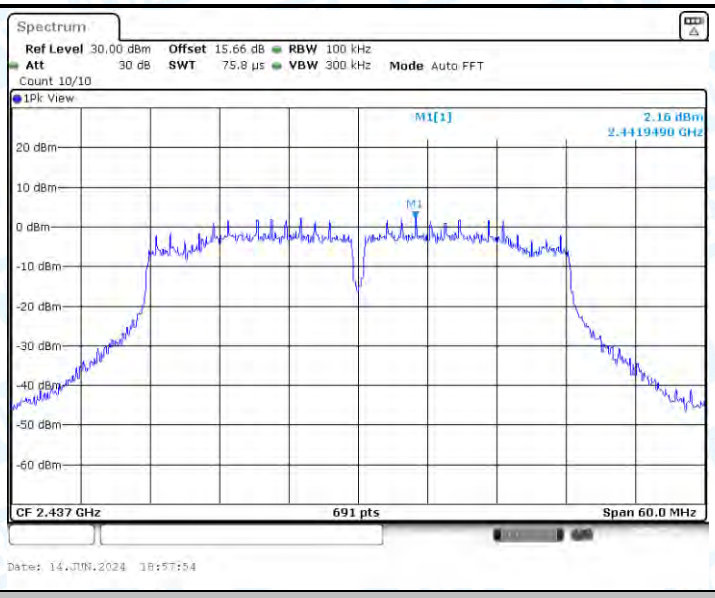

11N40MIMO_Ant1_2437_30~1000

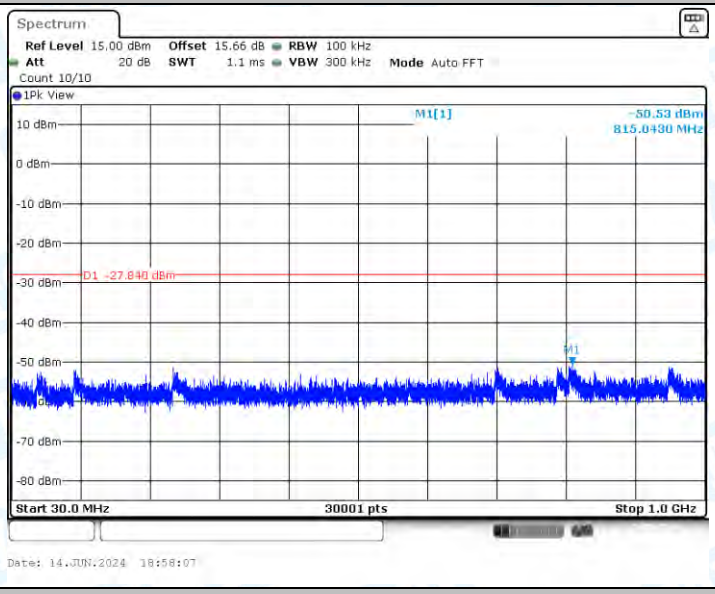

11N40MIMO_Ant1_2437_1000~26500

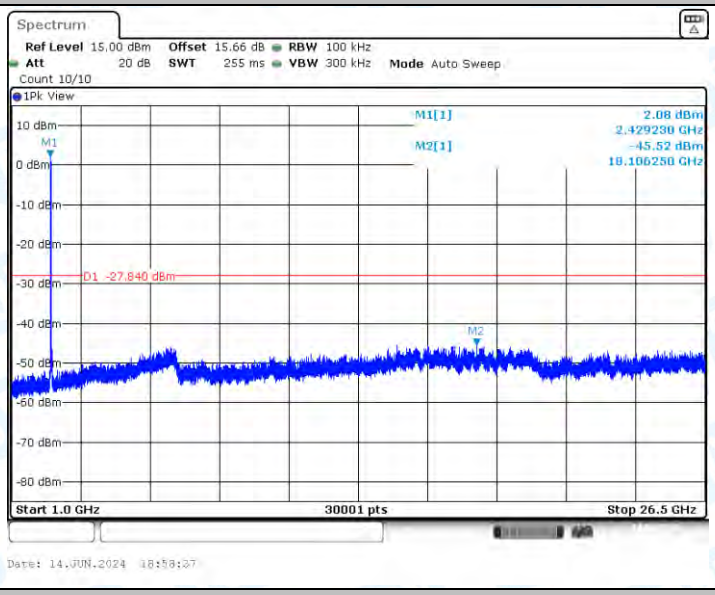

11N40MIMO_Ant2_2437_0~Reference

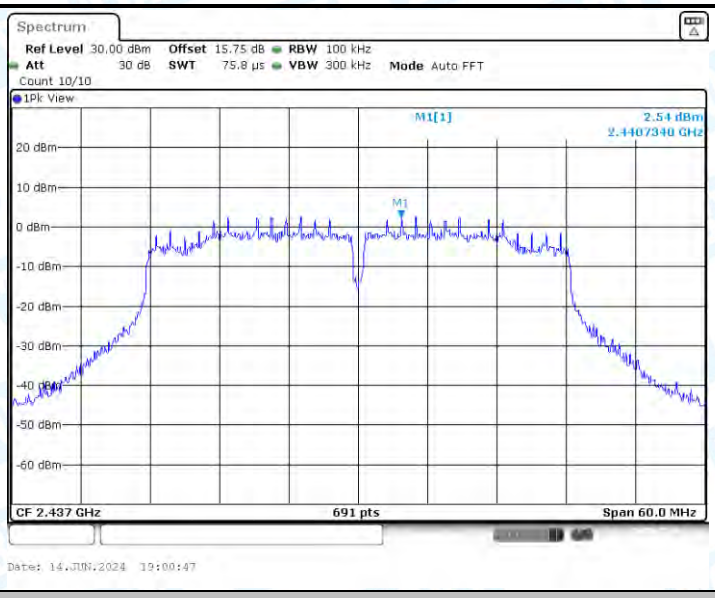

11N40MIMO_Ant2_2437_30~1000

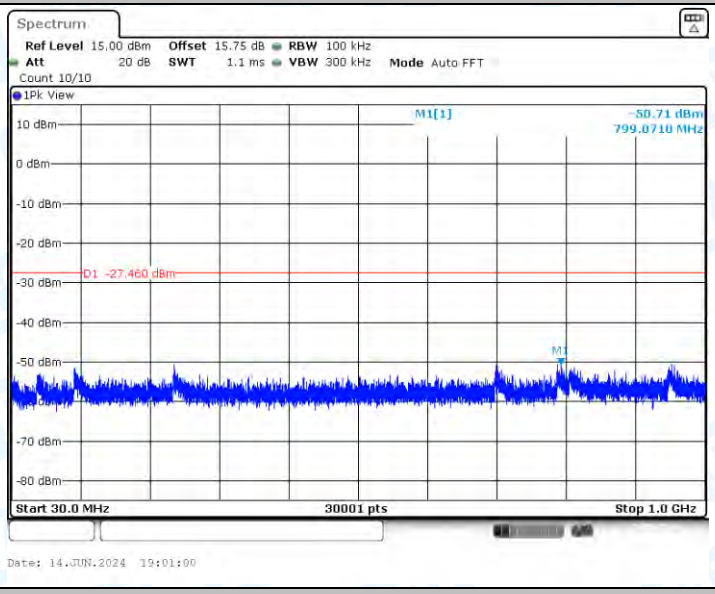

11N40MIMO_Ant2_2437_1000~26500

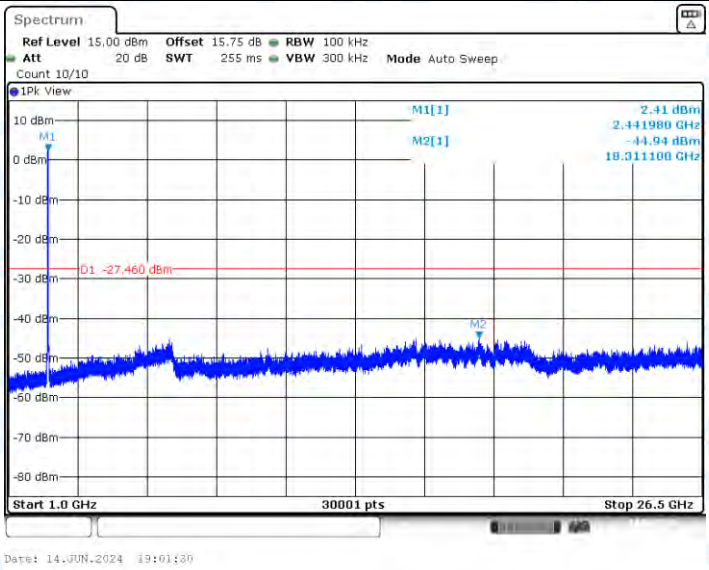

11N40MIMO_Ant1_2452_0~Reference

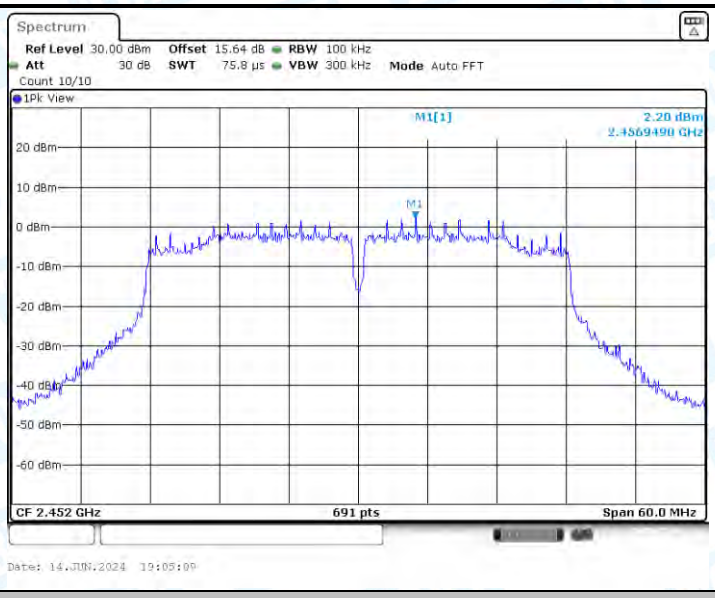

11N40MIMO_Ant1_2452_30~1000

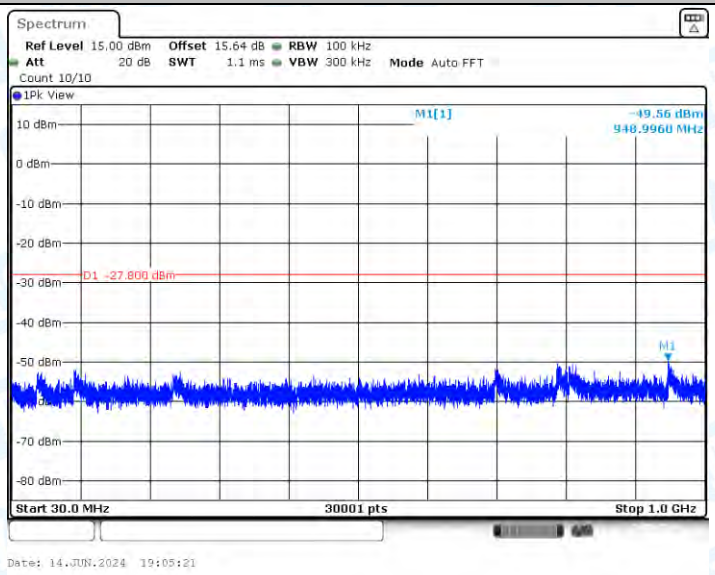

11N40MIMO_Ant1_2452_1000~26500

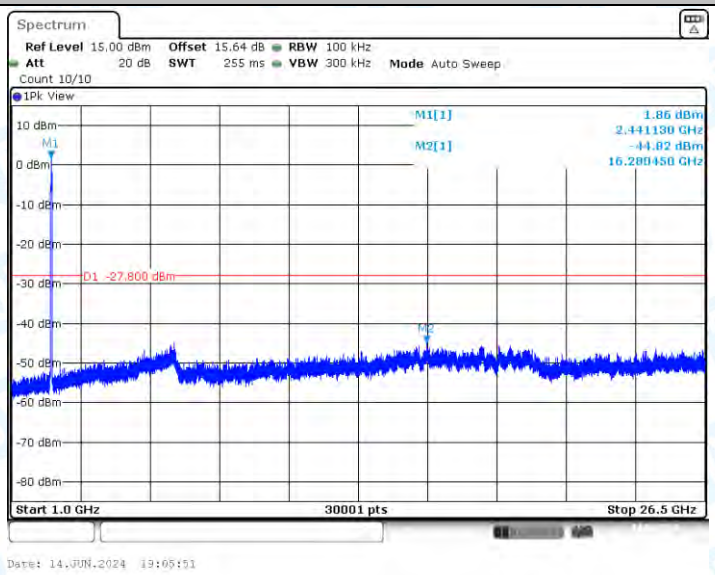

11N40MIMO_Ant2_2452_0~Reference

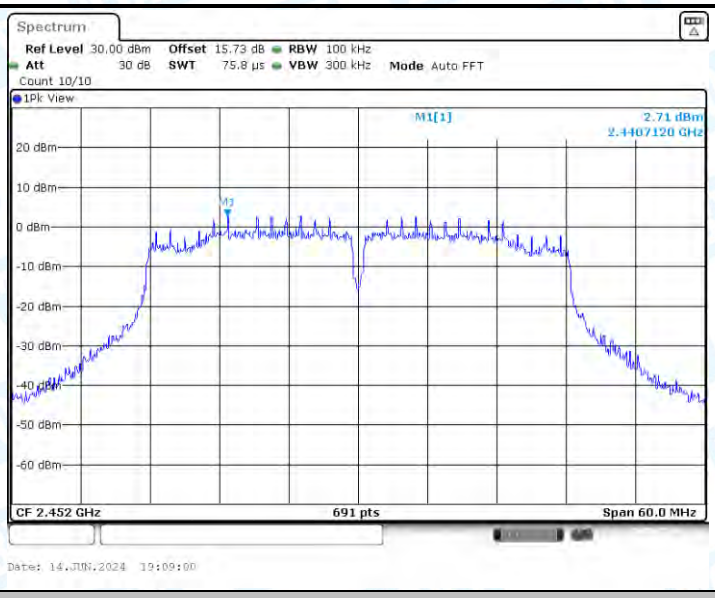

11N40MIMO_Ant2_2452_30~1000

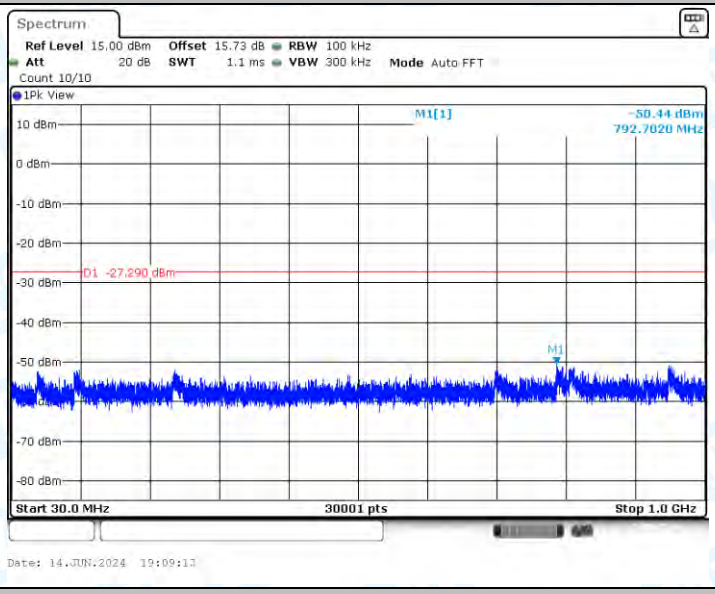

11N40MIMO_Ant2_2452_1000~26500

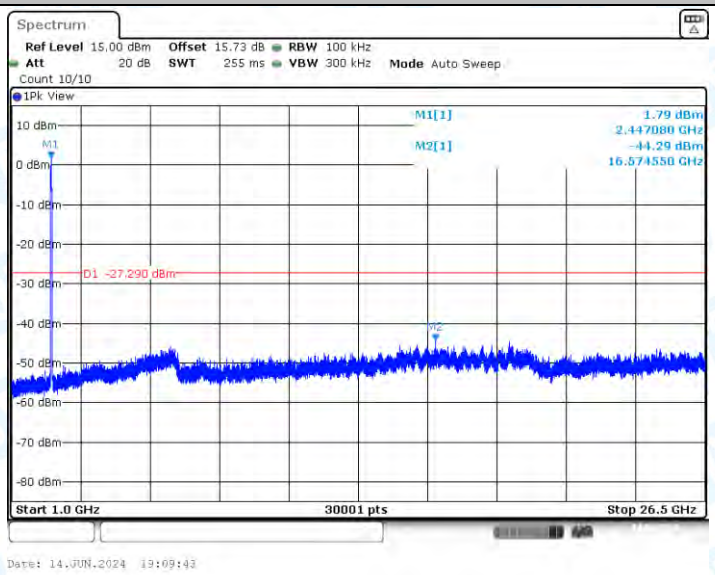

11AX20MIMO_Ant1_2412_0~Reference

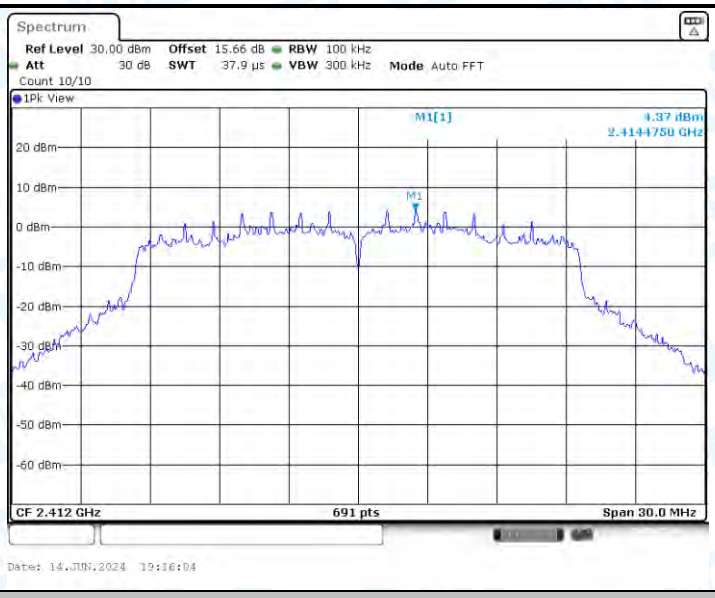

11AX20MIMO_Ant1_2412_30~1000

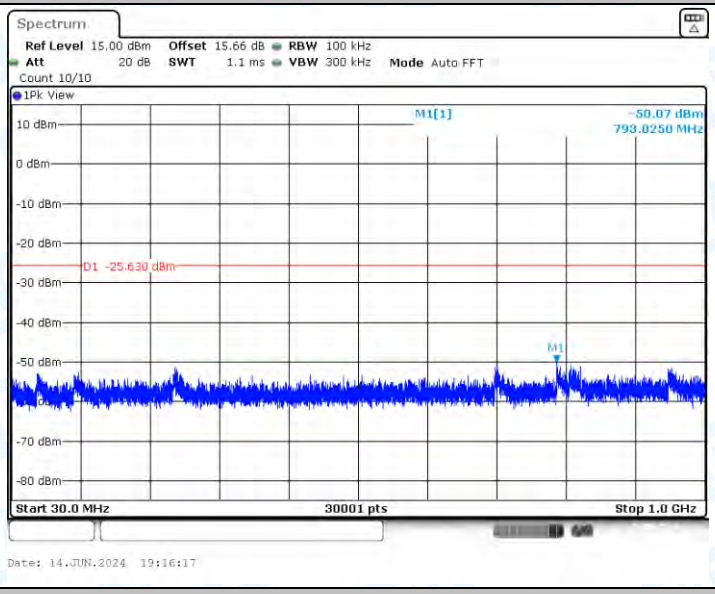

11AX20MIMO_Ant1_2412_1000~26500

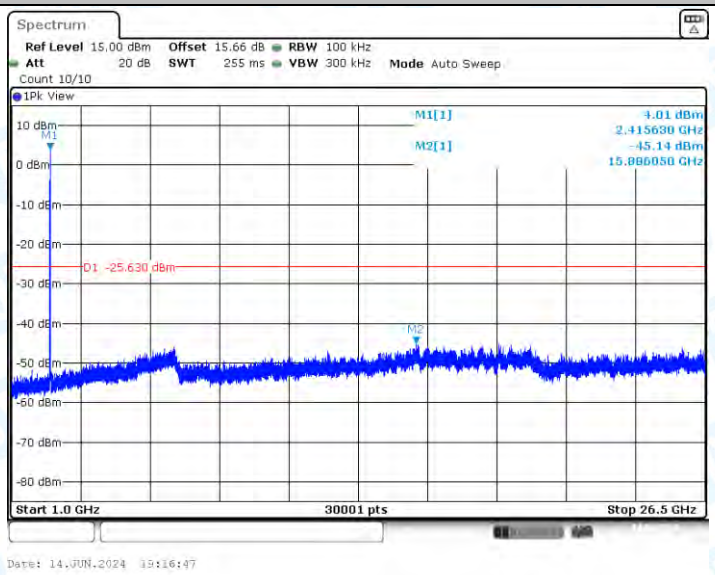

11AX20MIMO_Ant2_2412_0~Reference

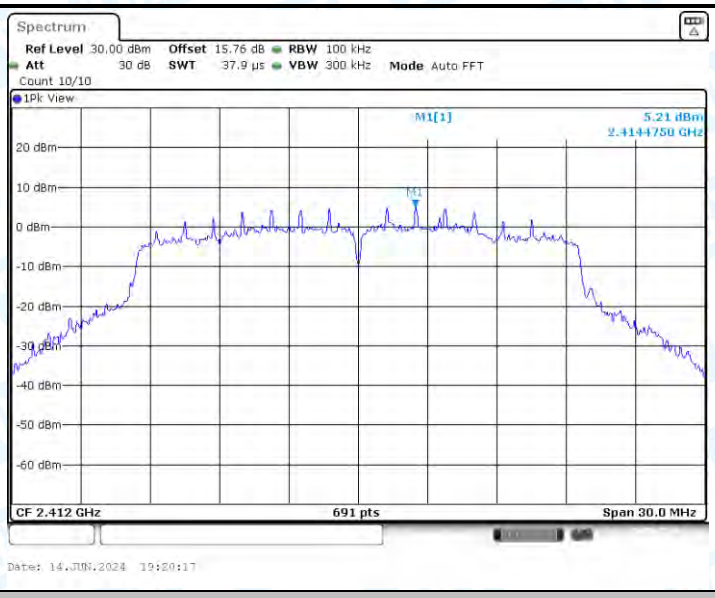

11AX20MIMO_Ant2_2412_30~1000

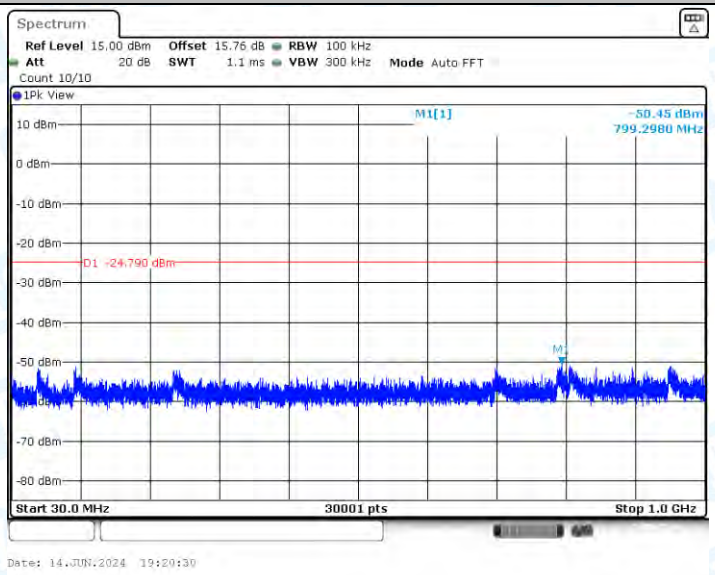

11AX20MIMO_Ant2_2412_1000~26500

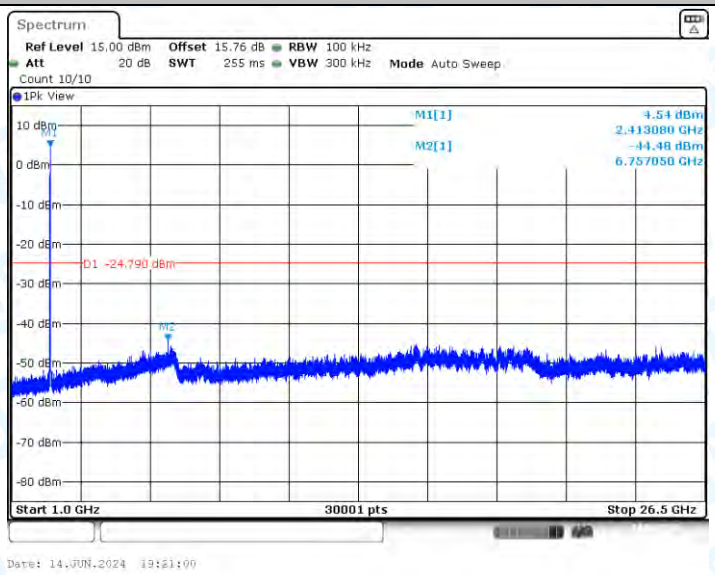

11AX20MIMO_Ant1_2437_0~Reference

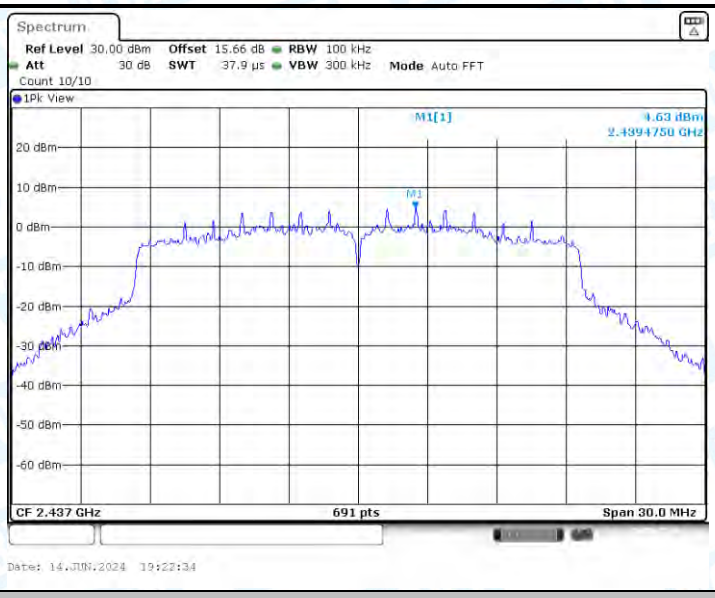

11AX20MIMO_Ant1_2437_30~1000

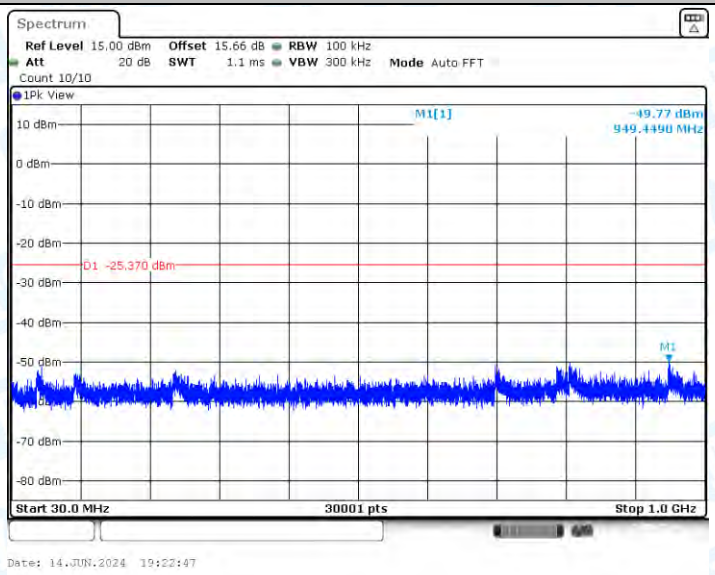

11AX20MIMO_Ant1_2437_1000~26500

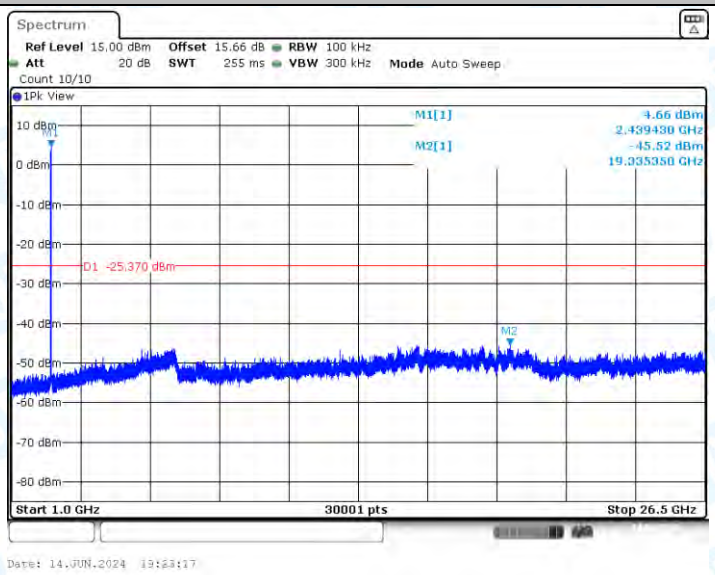

11AX20MIMO_Ant2_2437_0~Reference

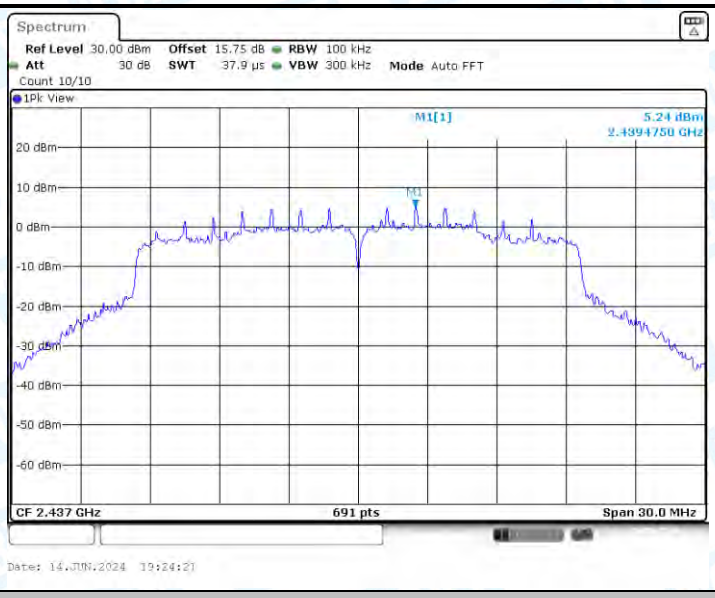

11AX20MIMO_Ant2_2437_30~1000

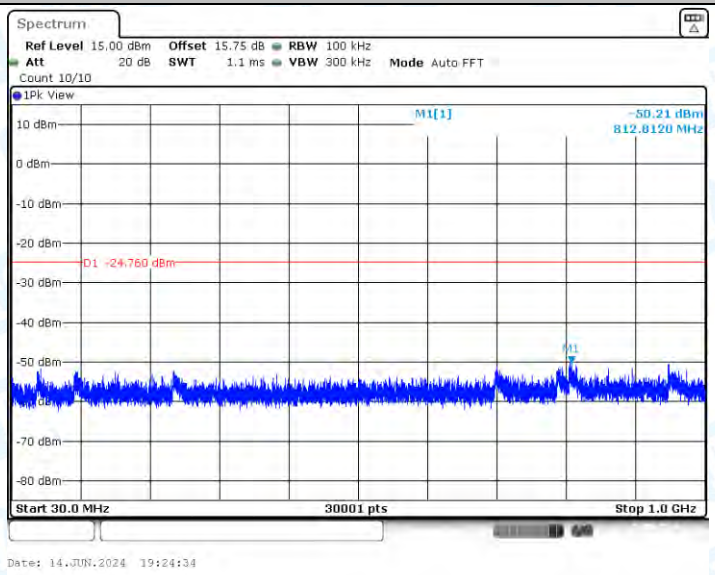

11AX20MIMO_Ant2_2437_1000~26500

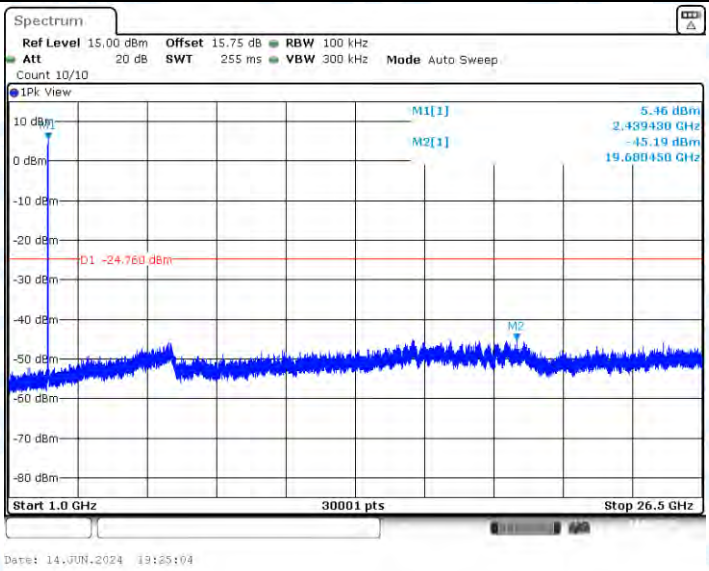

11AX20MIMO_Ant1_2462_0~Reference

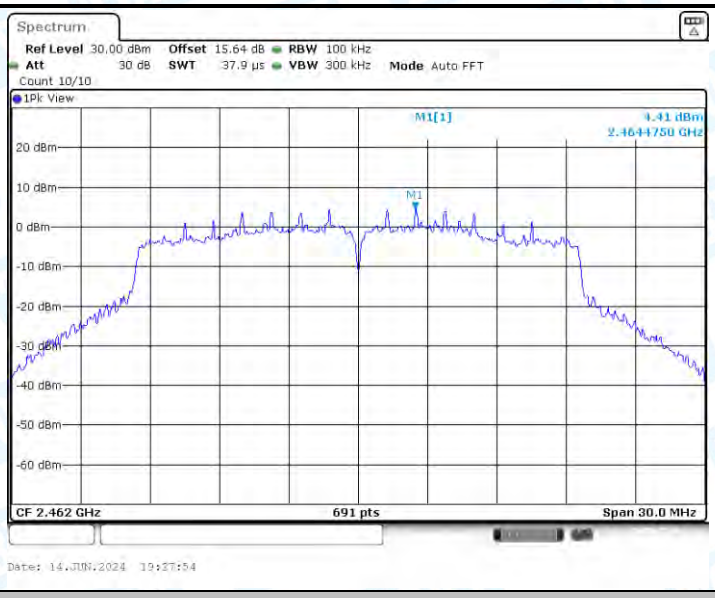

11AX20MIMO_Ant1_2462_30~1000

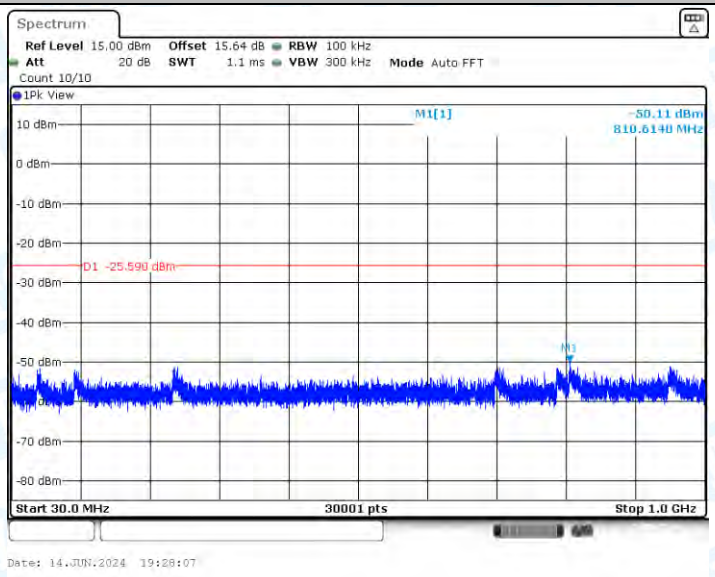

11AX20MIMO_Ant1_2462_1000~26500

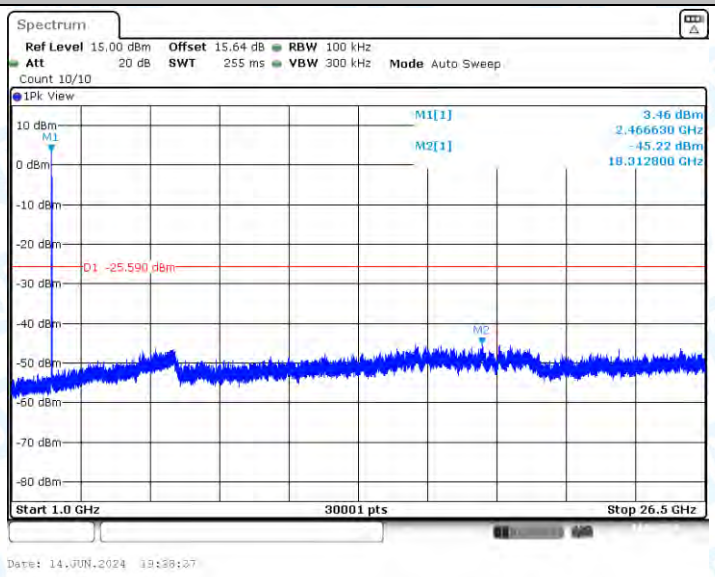

11AX20MIMO_Ant2_2462_0~Reference

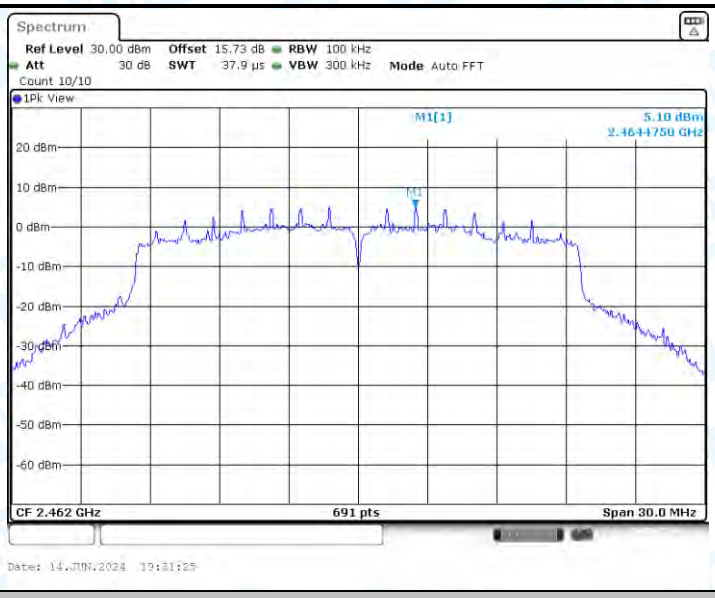

11AX20MIMO_Ant2_2462_30~1000

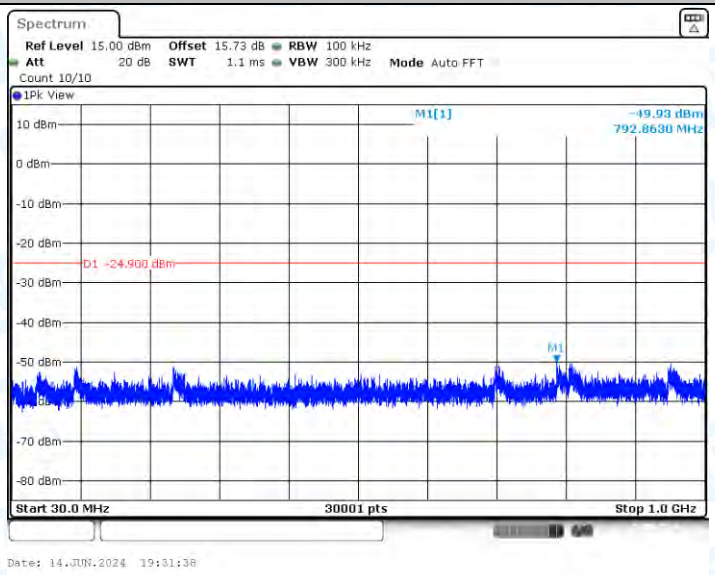

11AX20MIMO_Ant2_2462_1000~26500

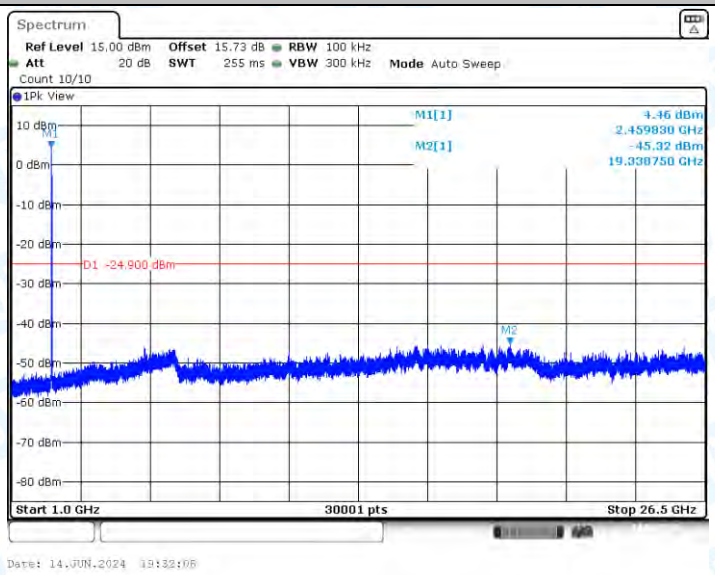

11AX40MIMO_Ant1_2422_0~Reference

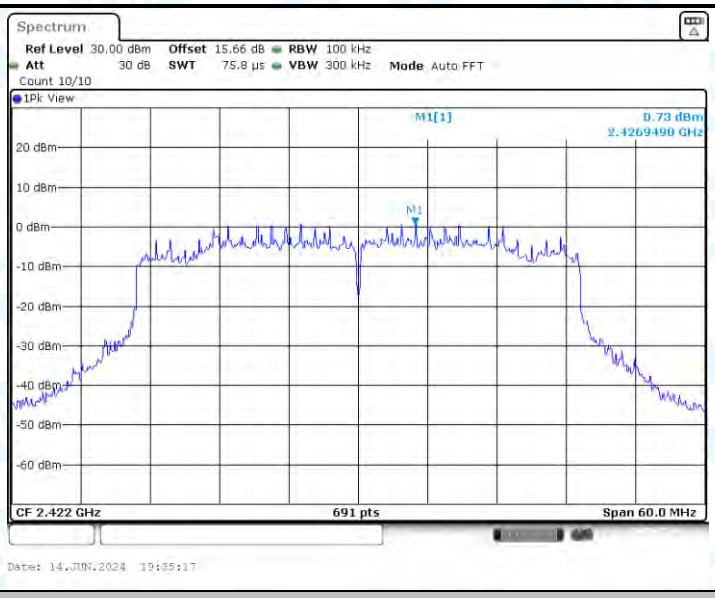

11AX40MIMO_Ant1_2422_30~1000

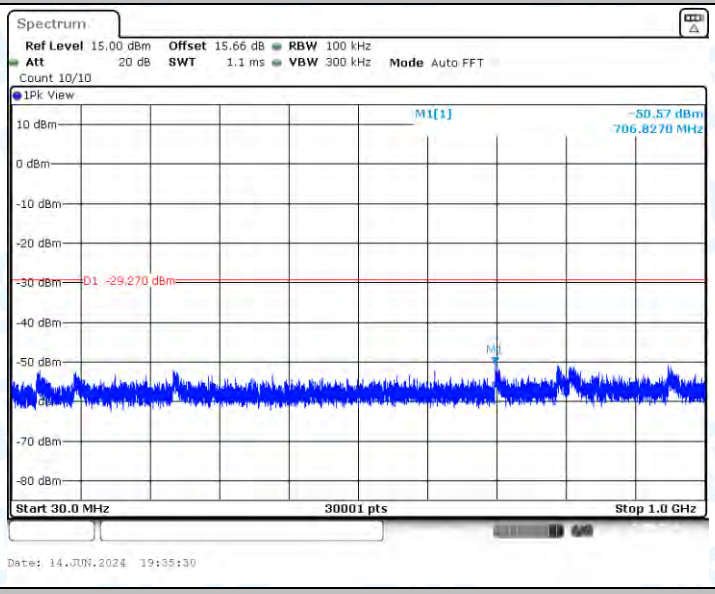

11AX40MIMO_Ant1_2422_1000~26500

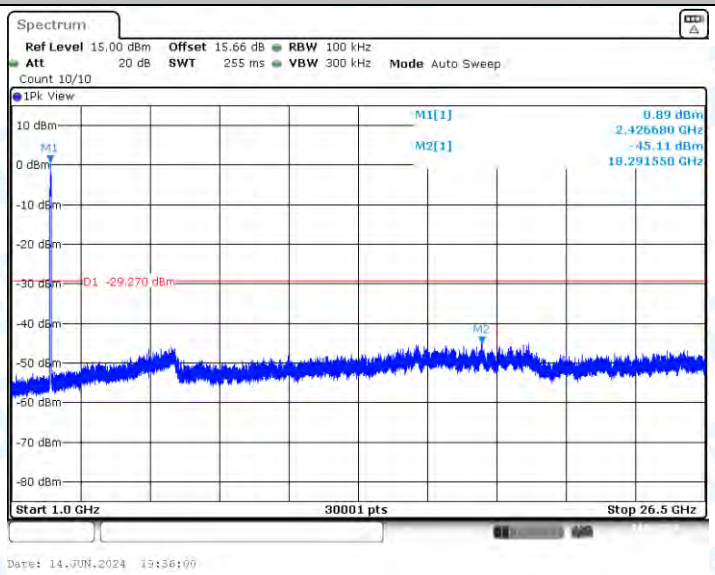

11AX40MIMO_Ant2_2422_0~Reference

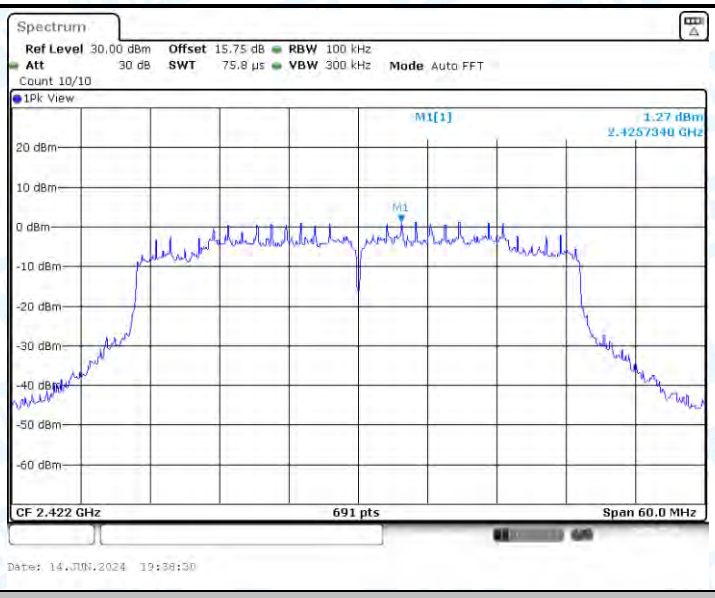

11AX40MIMO_Ant2_2422_30~1000

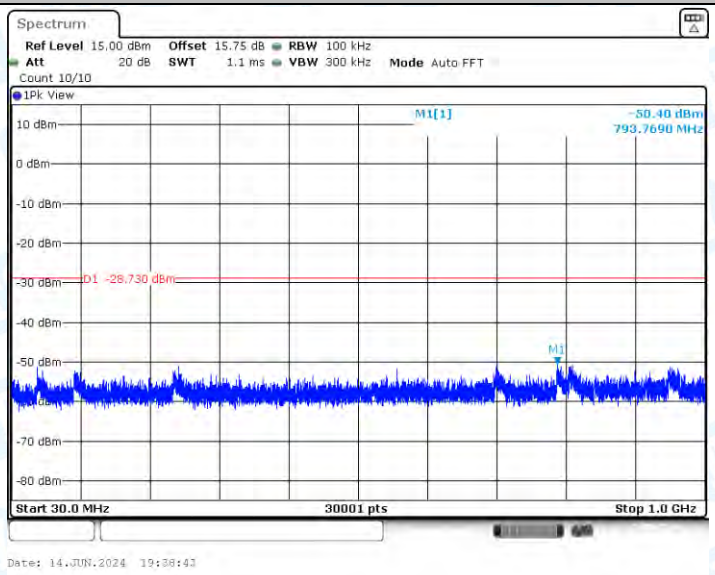

11AX40MIMO_Ant2_2422_1000~26500

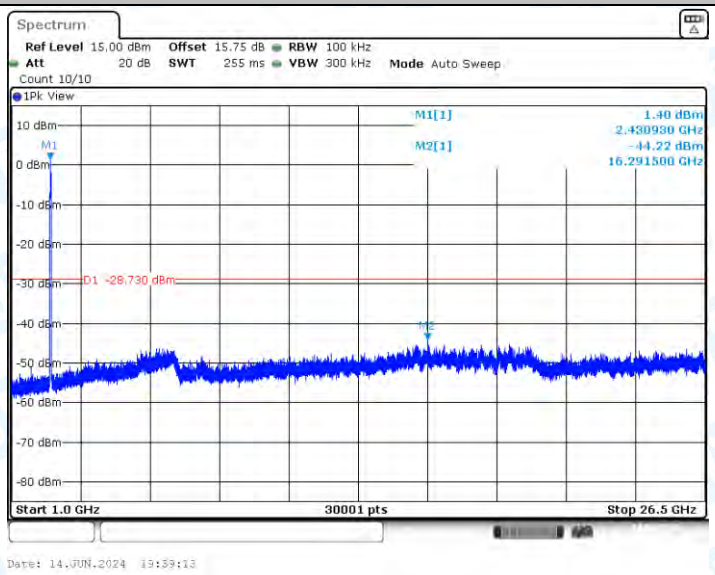

11AX40MIMO_Ant1_2437_0~Reference

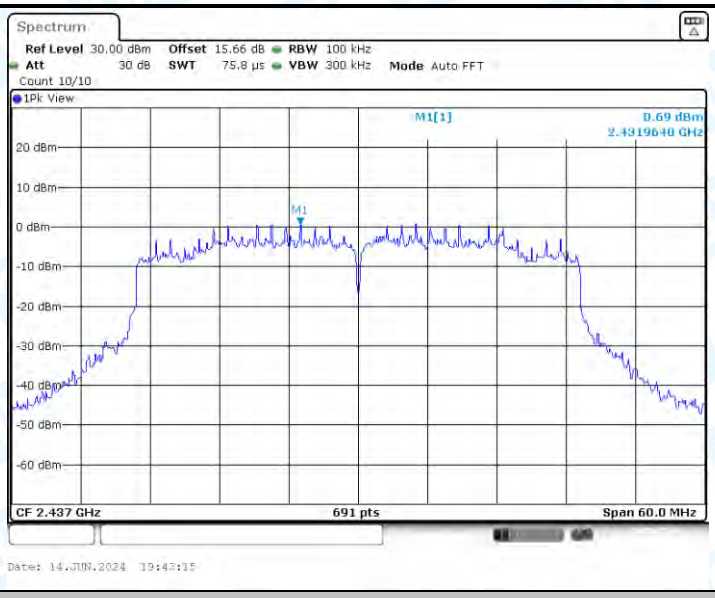

11AX40MIMO_Ant1_2437_30~1000

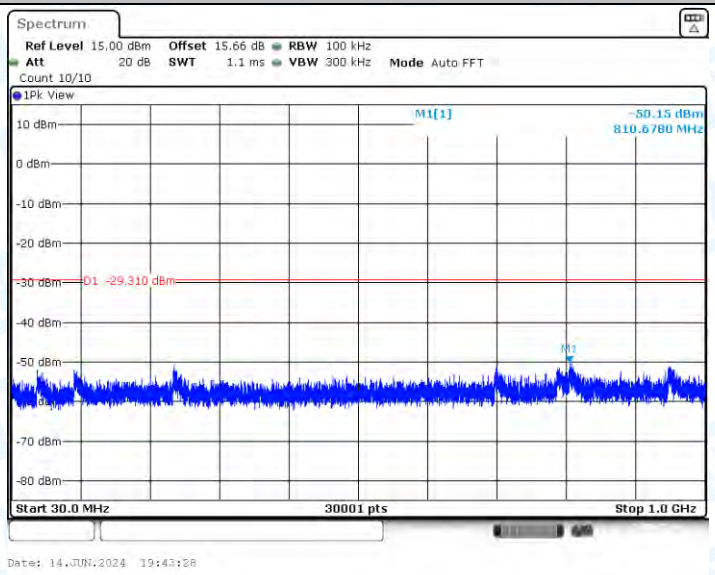

11AX40MIMO_Ant1_2437_1000~26500

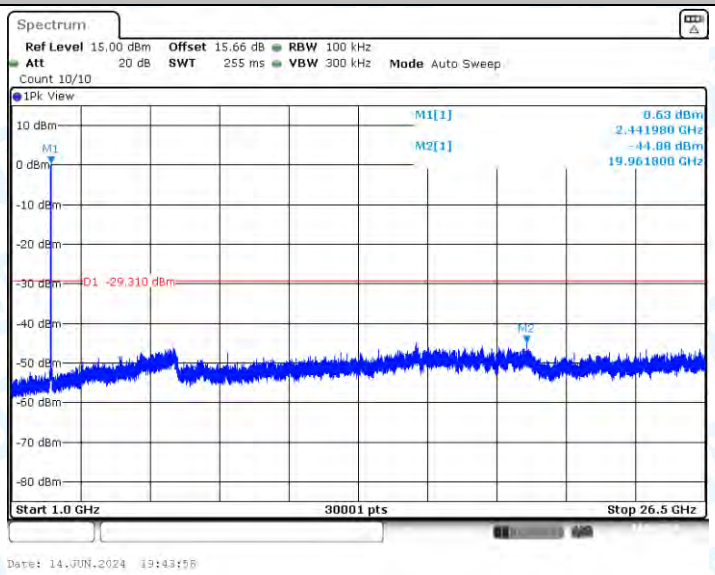

11AX40MIMO_Ant2_2437_0~Reference

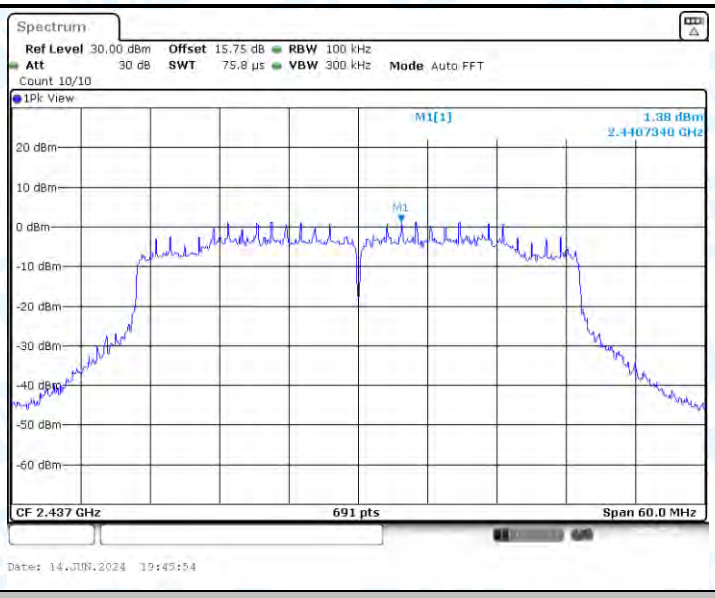

11AX40MIMO_Ant2_2437_30~1000

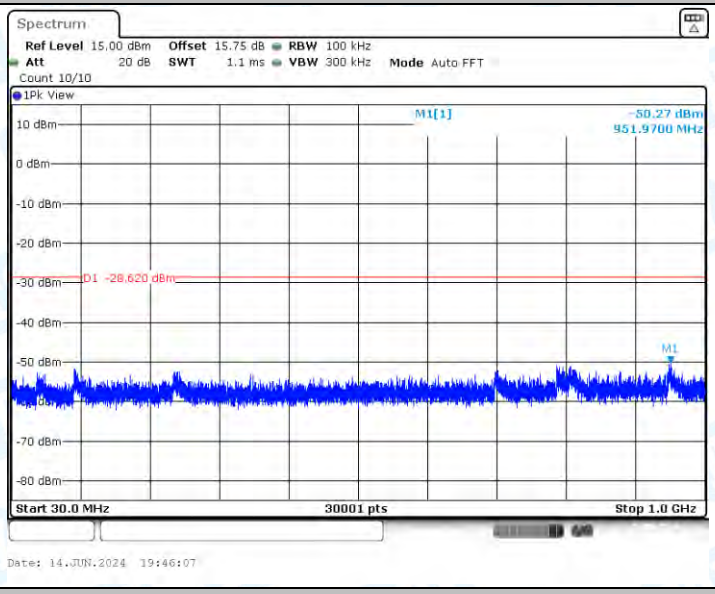

11AX40MIMO_Ant2_2437_1000~26500

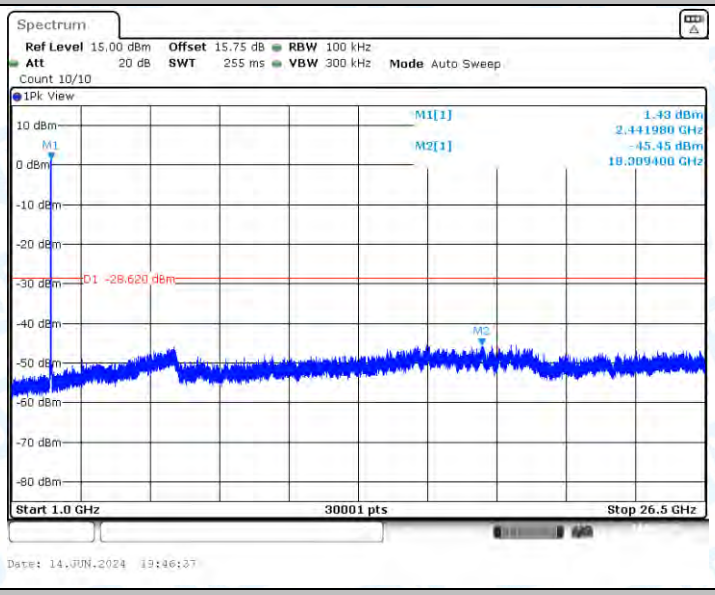

11AX40MIMO_Ant1_2452_0~Reference

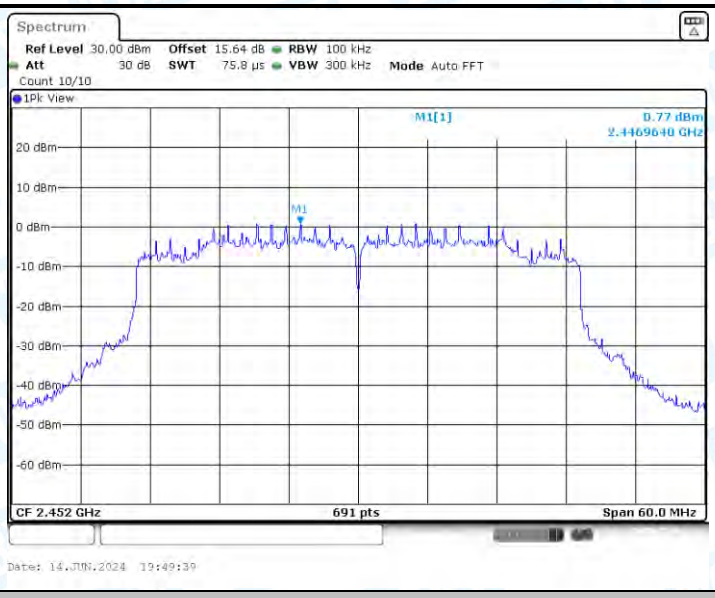

11AX40MIMO_Ant1_2452_30~1000

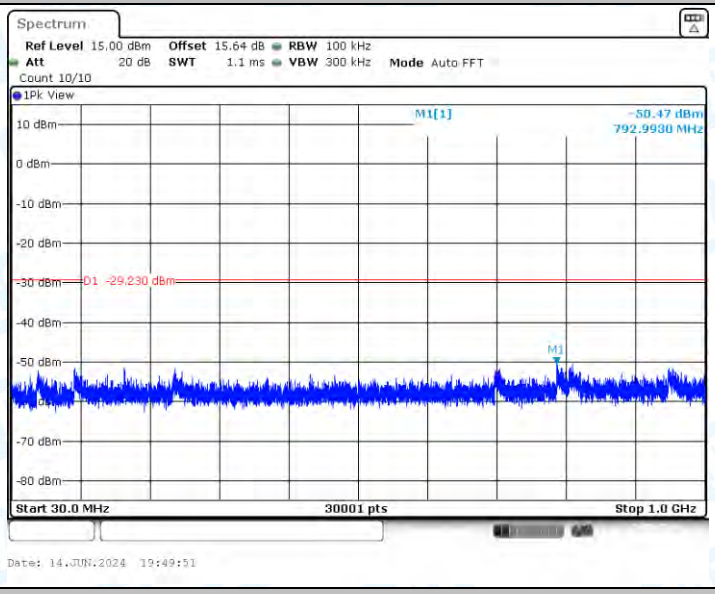

11AX40MIMO_Ant1_2452_1000~26500

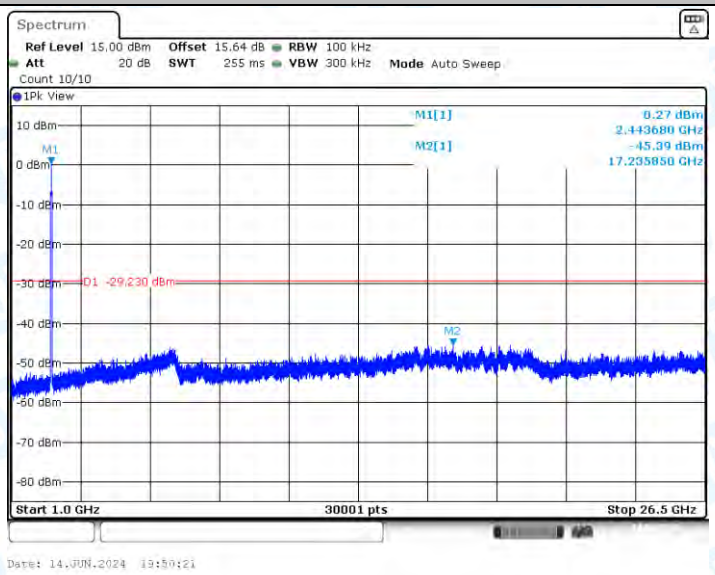

11AX40MIMO_Ant2_2452_0~Reference

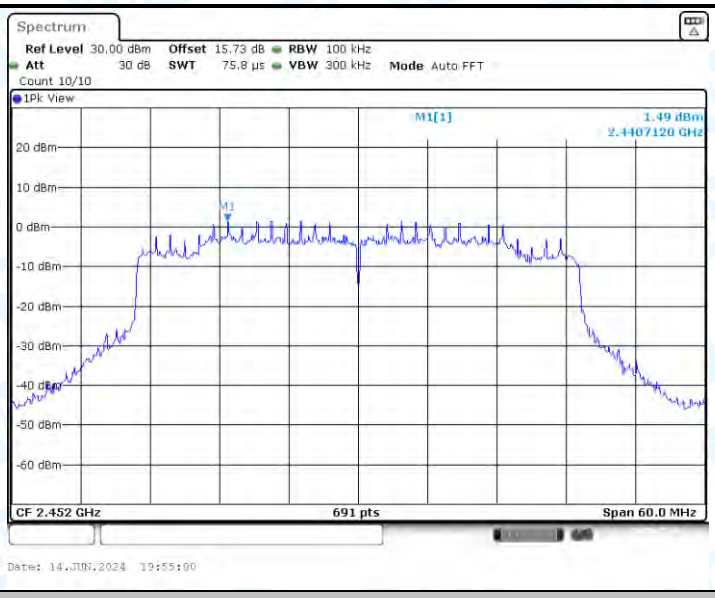

11AX40MIMO_Ant2_2452_30~1000

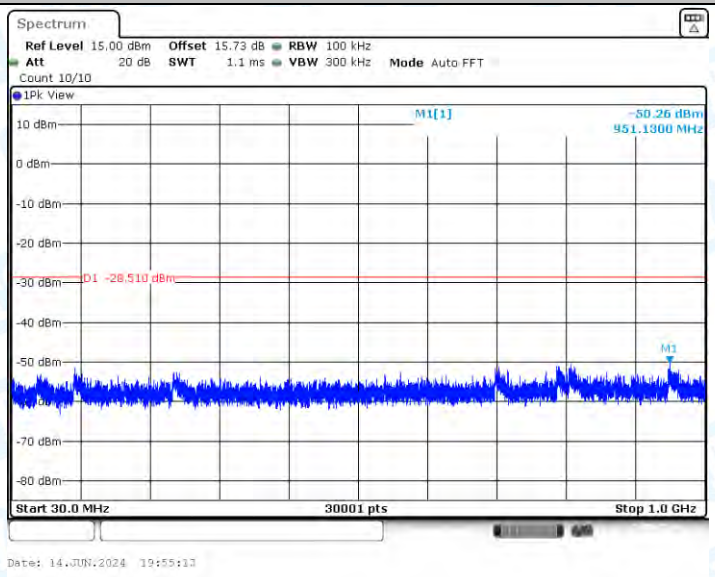

11AX40MIMO_Ant2_2452_1000~26500

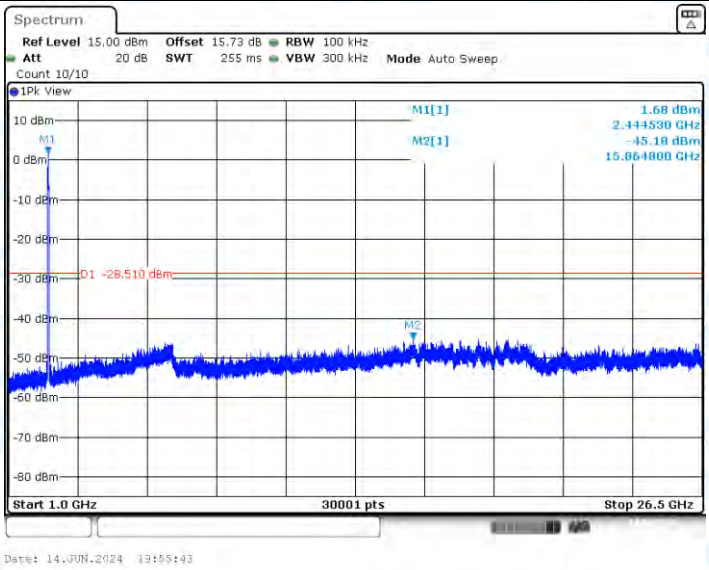

7. Duty Cycle

7.1.Test Result

TestMode	Antenna	Channel	Transmission Duration [ms]	Transmission Period [ms]	Duty Cycle [%]	Limit	Verdict
11B-CDD	Ant1	2412	8.36	8.40	99.52	---	---
	Ant2	2412	8.36	8.41	99.41	---	---
	Ant1	2437	8.37	8.42	99.41	---	---
	Ant2	2437	8.35	8.40	99.40	---	---
	Ant1	2462	8.36	8.40	99.52	---	---
	Ant2	2462	8.35	8.40	99.40	---	---
11G-CDD	Ant1	2412	0.19	0.25	76.00	---	---
	Ant2	2412	0.19	0.25	76.00	---	---
	Ant1	2437	0.19	0.24	79.17	---	---
	Ant2	2437	0.19	0.24	79.17	---	---
	Ant1	2462	0.19	0.24	79.17	---	---
	Ant2	2462	0.19	0.24	79.17	---	---
11N20MIMO	Ant1	2412	0.35	0.41	85.37	---	---
	Ant2	2412	0.35	0.40	87.50	---	---
	Ant1	2437	0.35	0.40	87.50	---	---
	Ant2	2437	0.35	0.40	87.50	---	---
	Ant1	2462	0.35	0.40	87.50	---	---
	Ant2	2462	0.35	0.41	85.37	---	---
11N40MIMO	Ant1	2422	0.34	0.40	85.00	---	---
	Ant2	2422	0.34	0.40	85.00	---	---
	Ant1	2437	0.34	0.40	85.00	---	---
	Ant2	2437	0.34	0.40	85.00	---	---
	Ant1	2452	0.34	0.39	87.18	---	---
	Ant2	2452	0.34	0.40	85.00	---	---
11AX20MIMO	Ant1	2412	0.27	0.33	81.82	---	---
	Ant2	2412	0.27	0.33	81.82	---	---
	Ant1	2437	0.27	0.32	84.38	---	---
	Ant2	2437	0.27	0.32	84.38	---	---
	Ant1	2462	0.27	0.32	84.38	---	---
	Ant2	2462	0.27	0.33	81.82	---	---
11AX40MIMO	Ant1	2422	0.18	0.24	75.00	---	---
	Ant2	2422	0.18	0.24	75.00	---	---
	Ant1	2437	0.18	0.24	75.00	---	---
	Ant2	2437	0.18	0.24	75.00	---	---
	Ant1	2452	0.19	0.25	76.00	---	---
	Ant2	2452	0.18	0.24	75.00	---	---

7.2.Test Graphs

11B-CDD_Ant1_2412

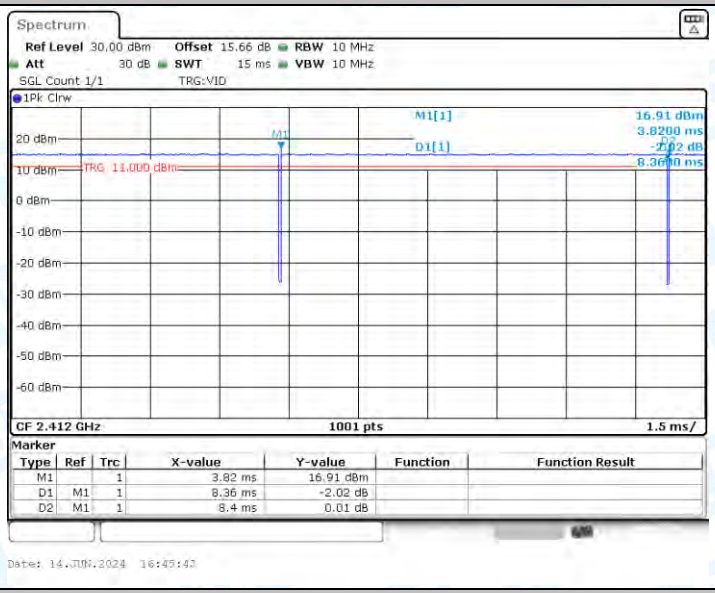

11B-CDD_Ant2_2412

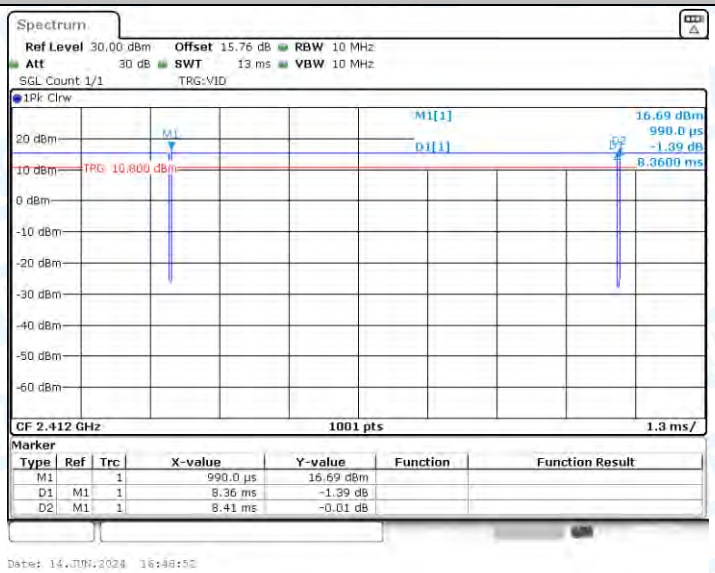

11B-CDD_Ant1_2437

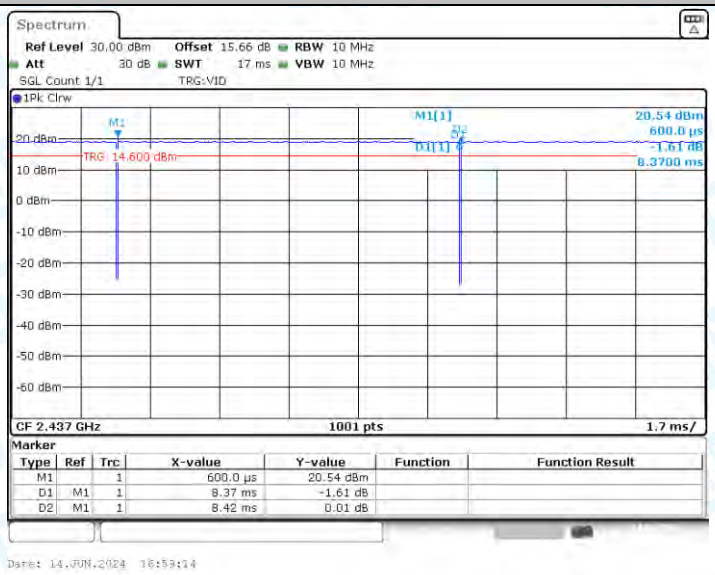

11B-CDD_Ant2_2437

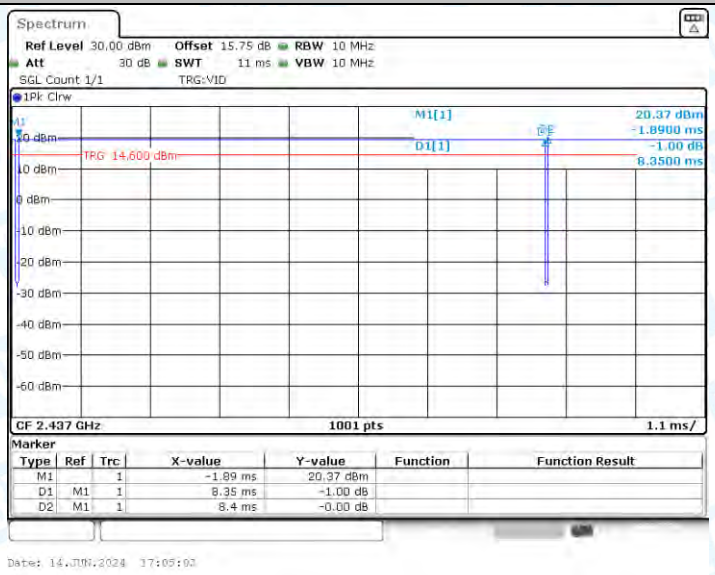

11B-CDD_Ant1_2462

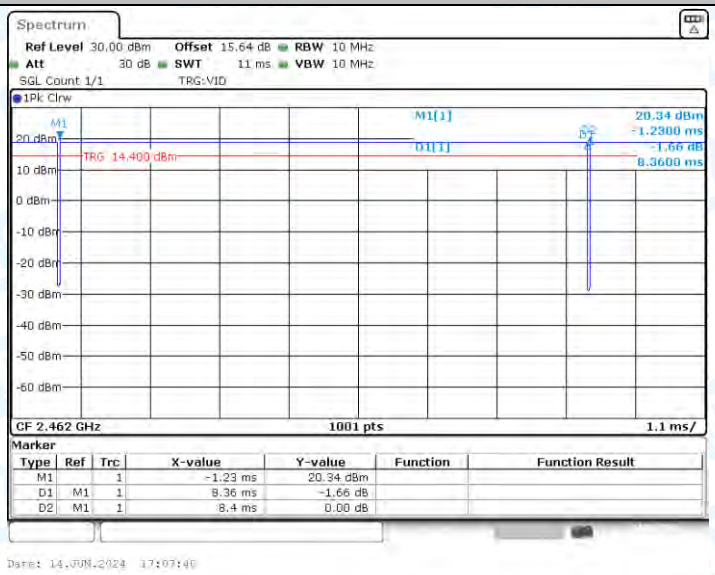

11B-CDD_Ant2_2462

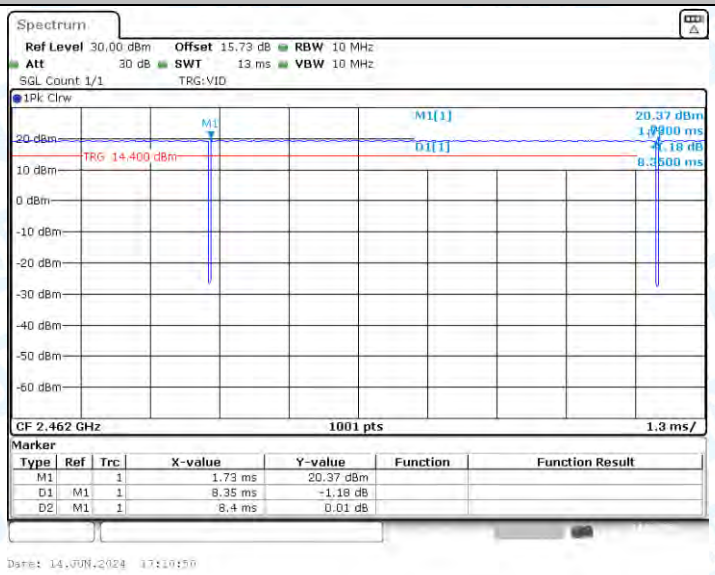

11G-CDD_Ant1_2412

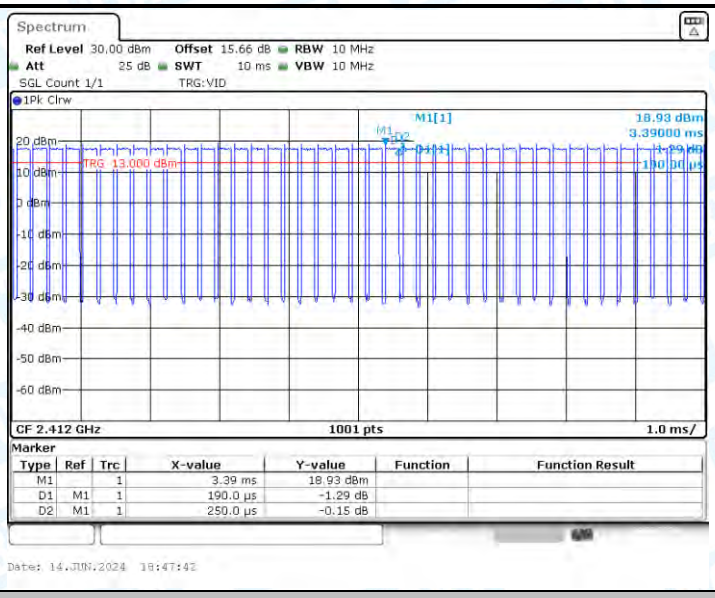

11G-CDD_Ant2_2412

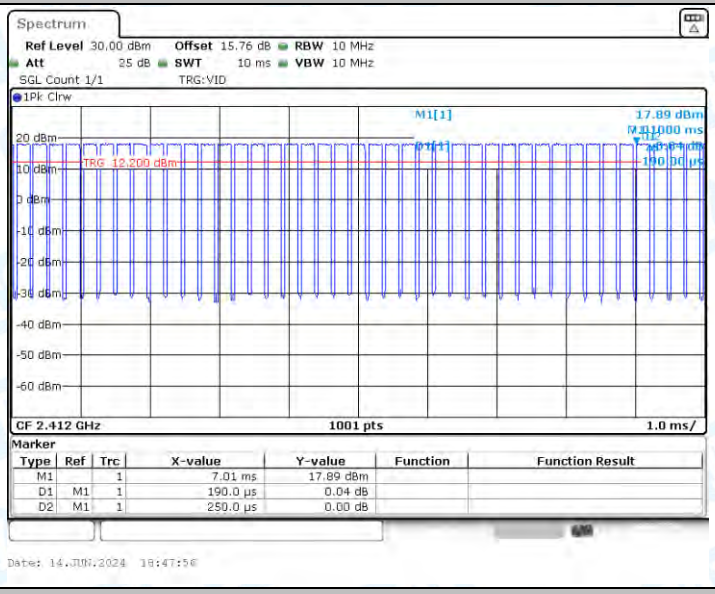

11G-CDD_Ant1_2437

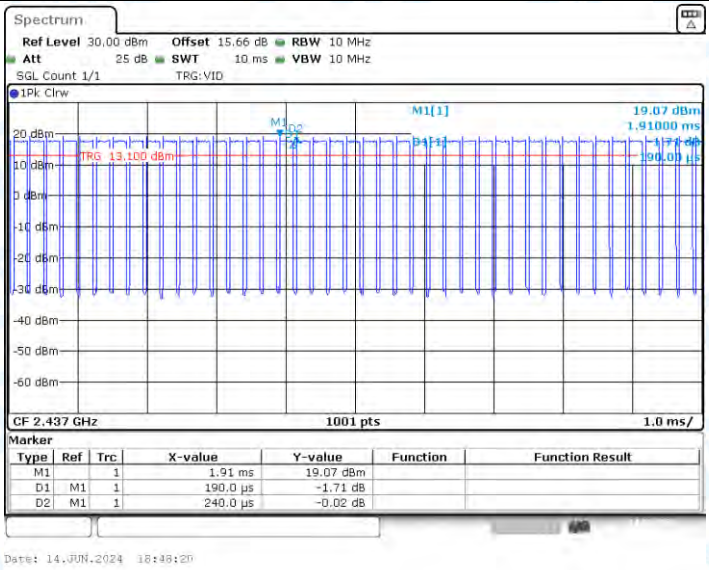

11G-CDD_Ant2_2437

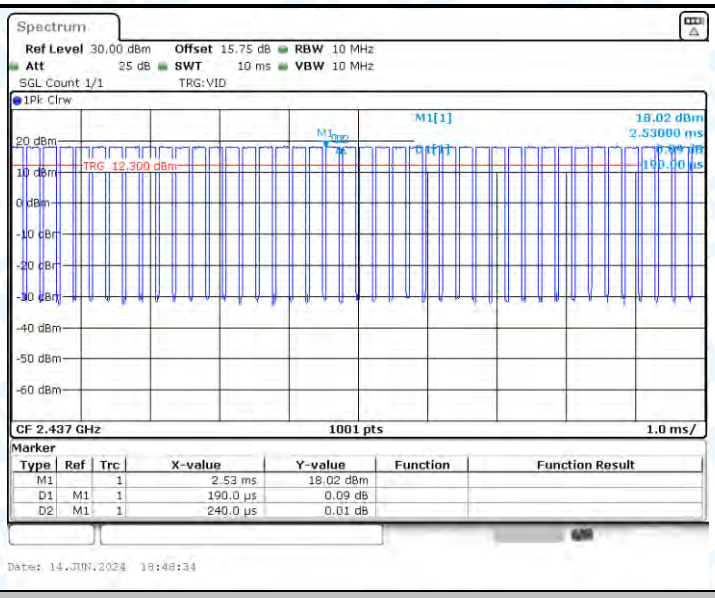

11G-CDD_Ant1_2462

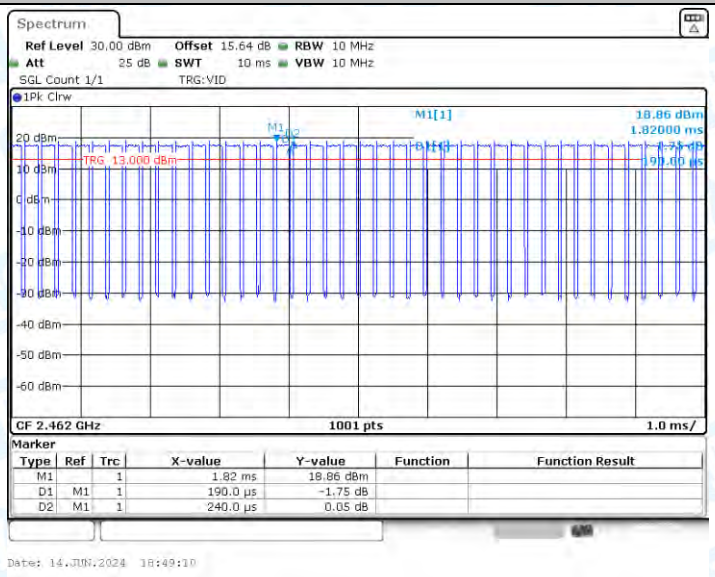

11G-CDD_Ant2_2462

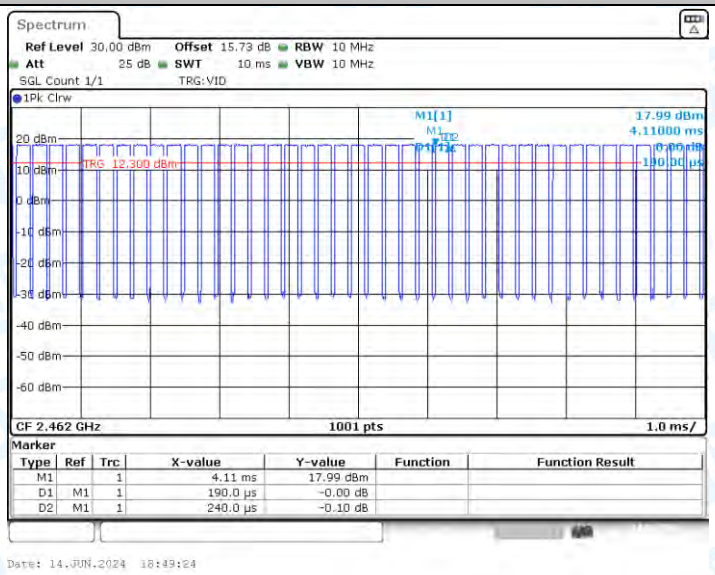

11N20MIMO_Ant1_2412

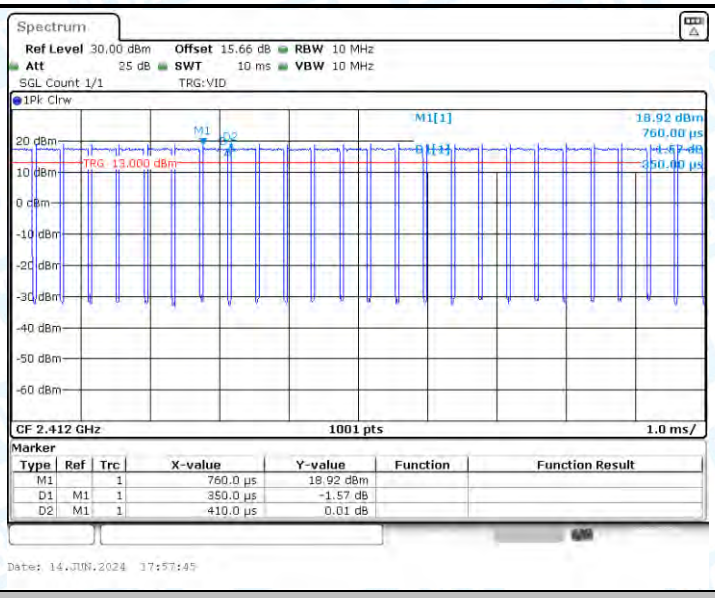

11N20MIMO_Ant2_2412

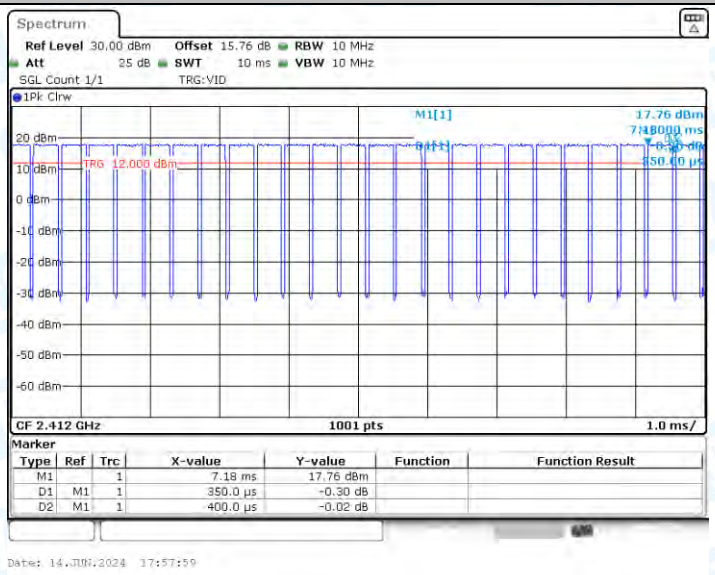

11N20MIMO_Ant1_2437

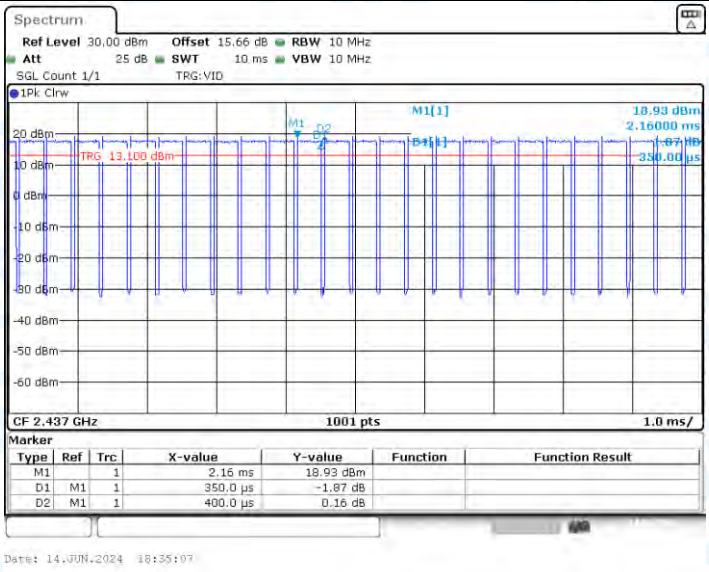

11N20MIMO_Ant2_2437

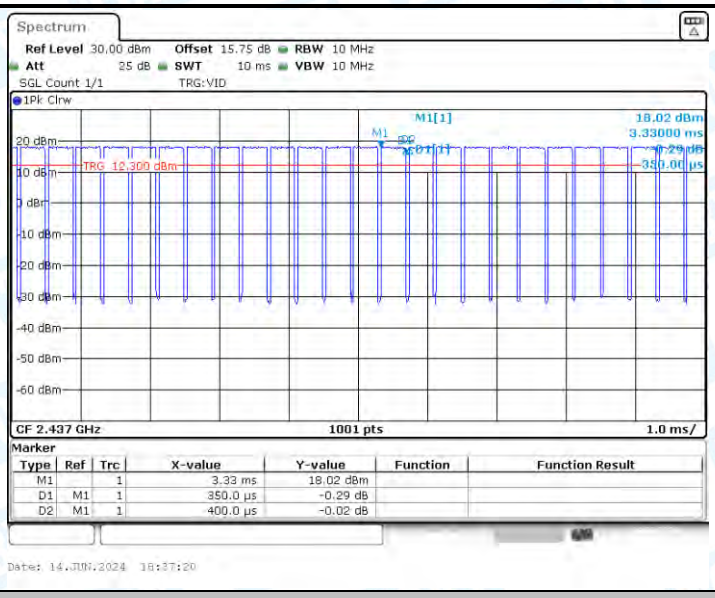

11N20MIMO_Ant1_2462

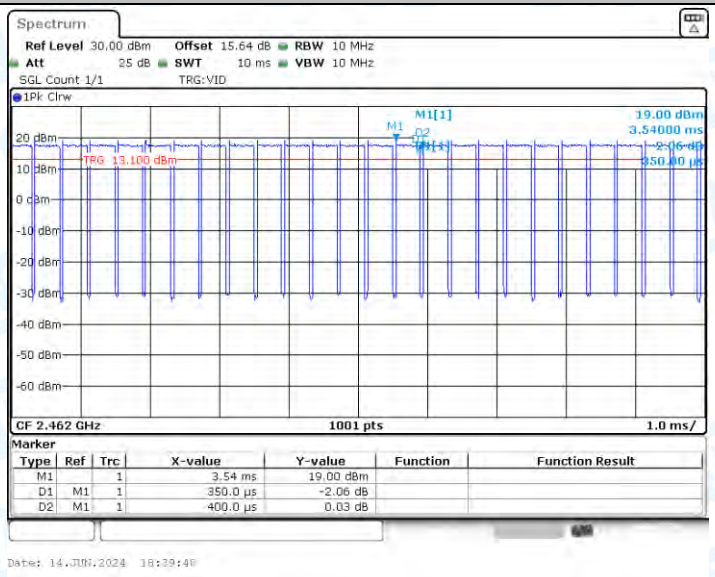

11N20MIMO_Ant2_2462

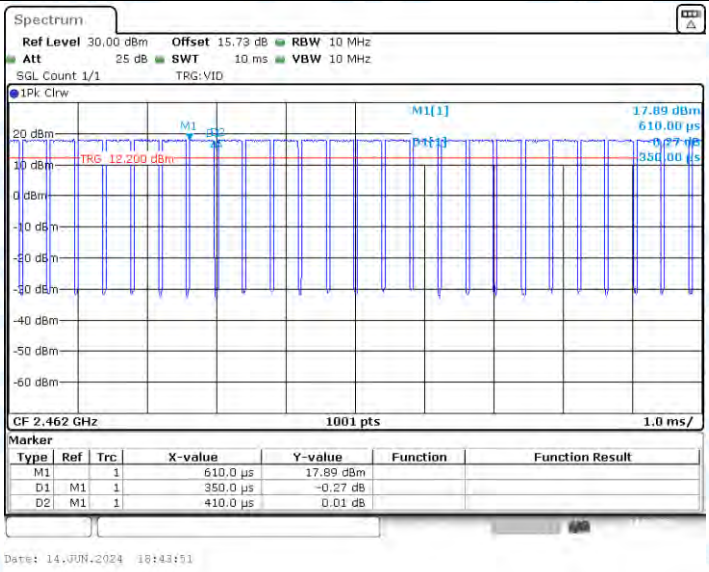

11N40MIMO_Ant1_2422

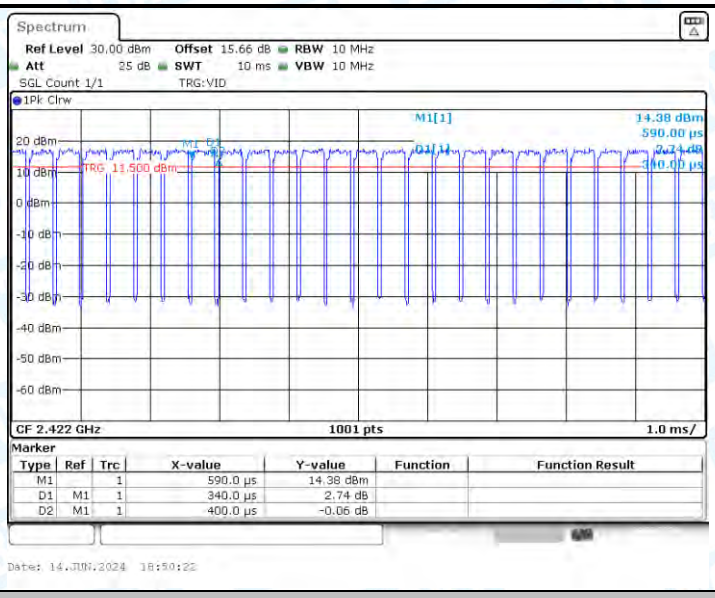

11N40MIMO_Ant2_2422

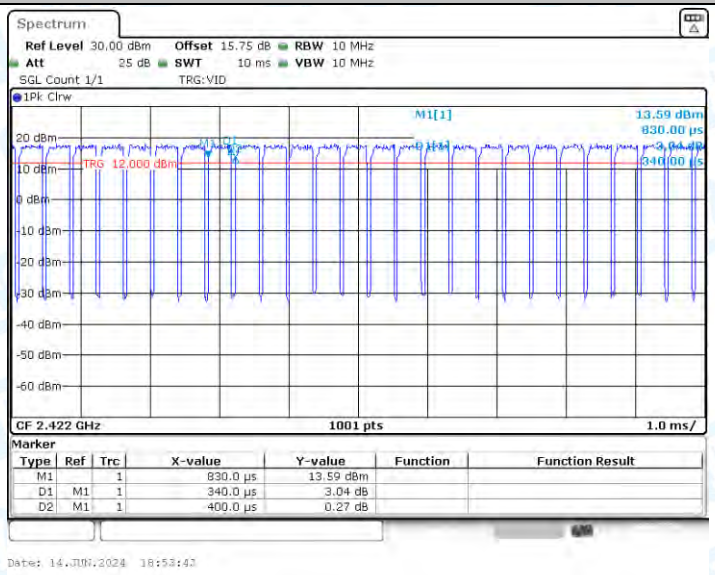

11N40MIMO_Ant1_2437

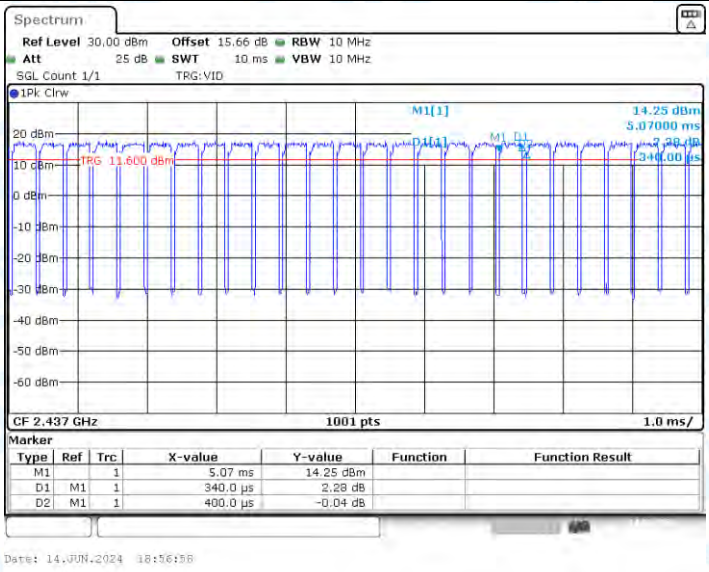

11N40MIMO_Ant2_2437

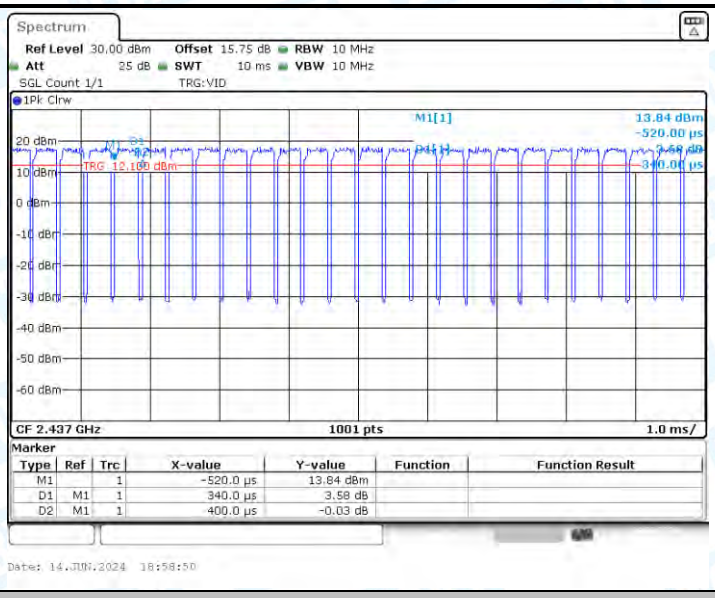

11N40MIMO_Ant1_2452

11N40MIMO_Ant2_2452

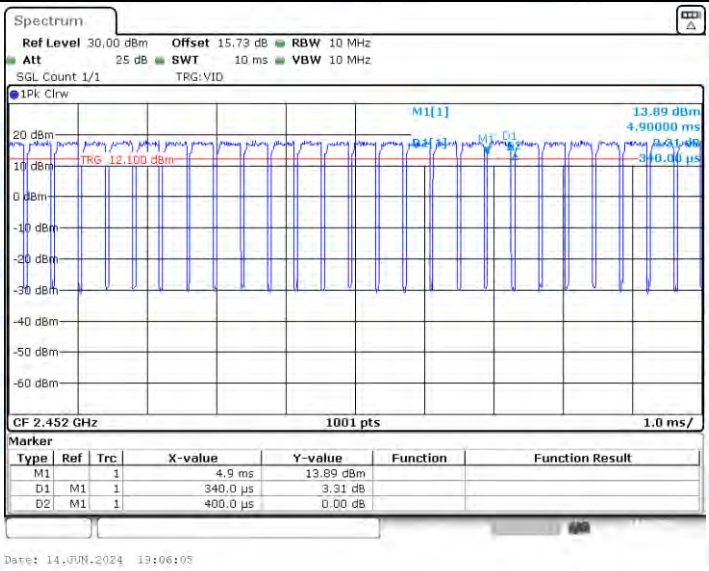

11AX20MIMO_Ant1_2412

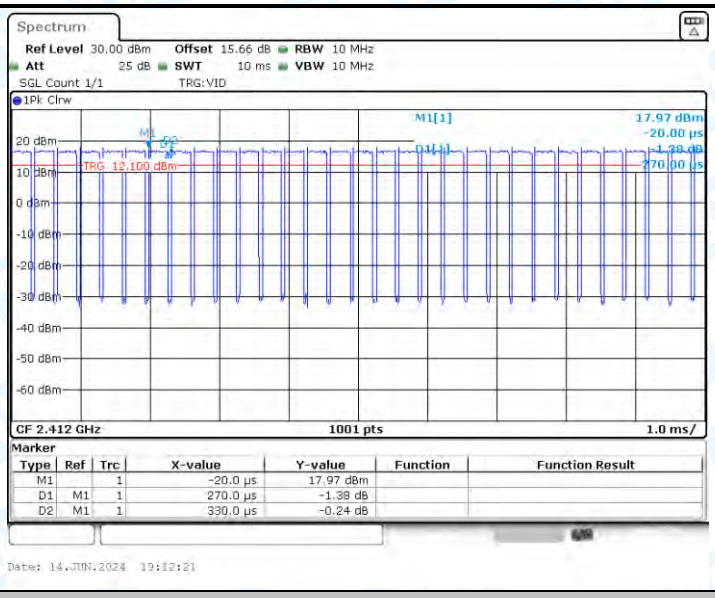

11AX20MIMO_Ant2_2412

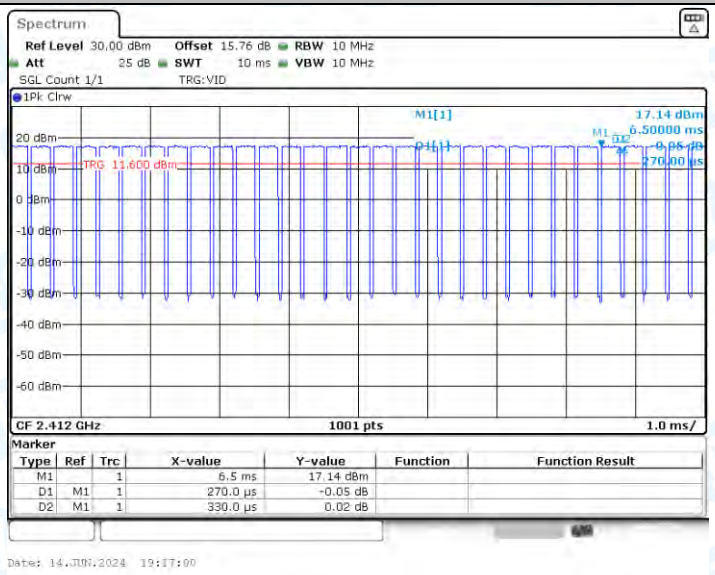

11AX20MIMO_Ant1_2437

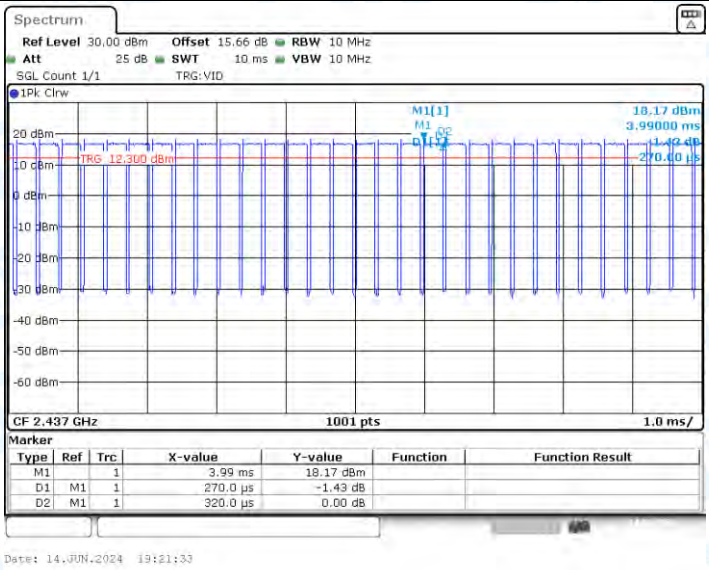

11AX20MIMO_Ant2_2437

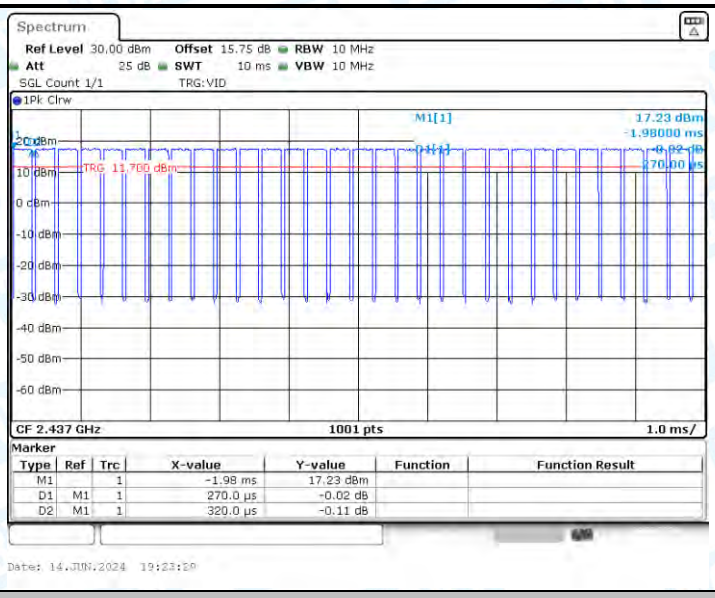

11AX20MIMO_Ant1_2462

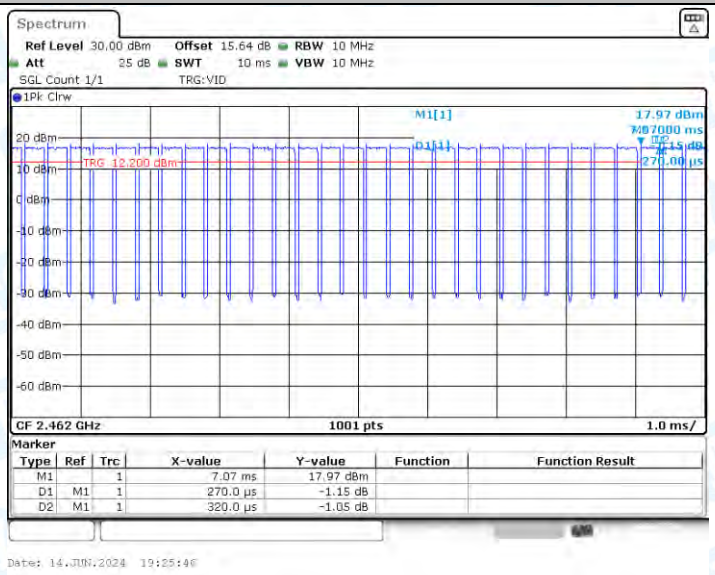

11AX20MIMO_Ant2_2462

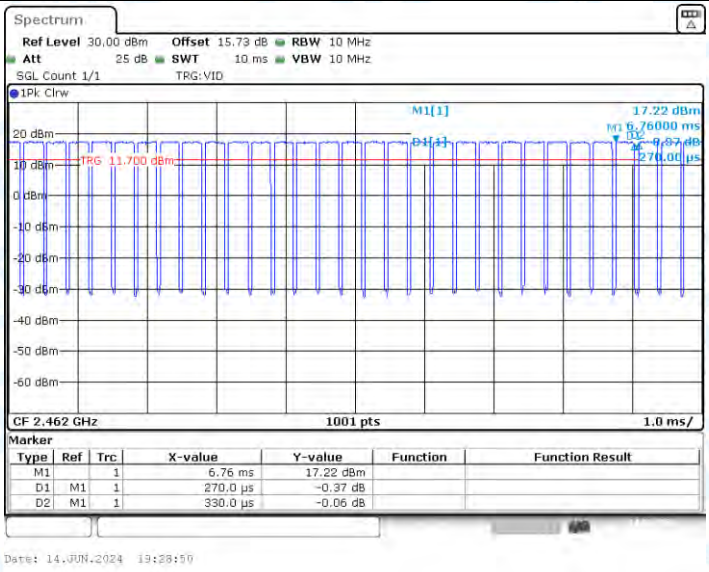

11AX40MIMO_Ant1_2422

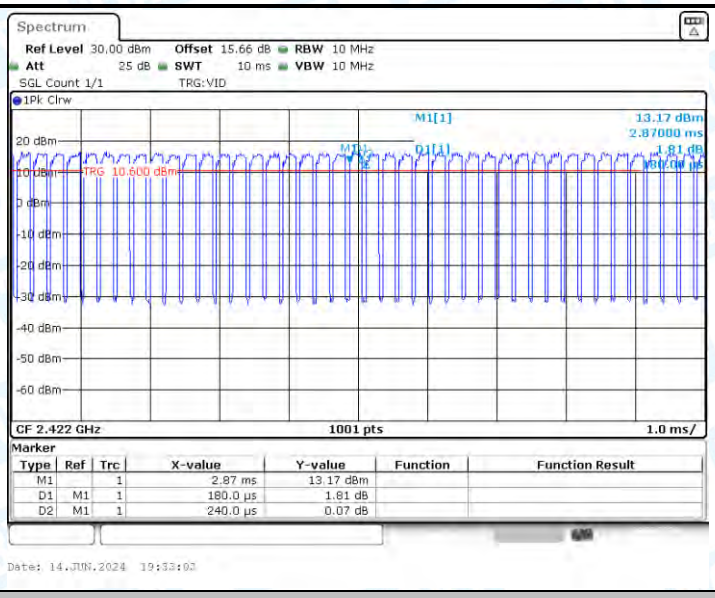

11AX40MIMO_Ant2_2422

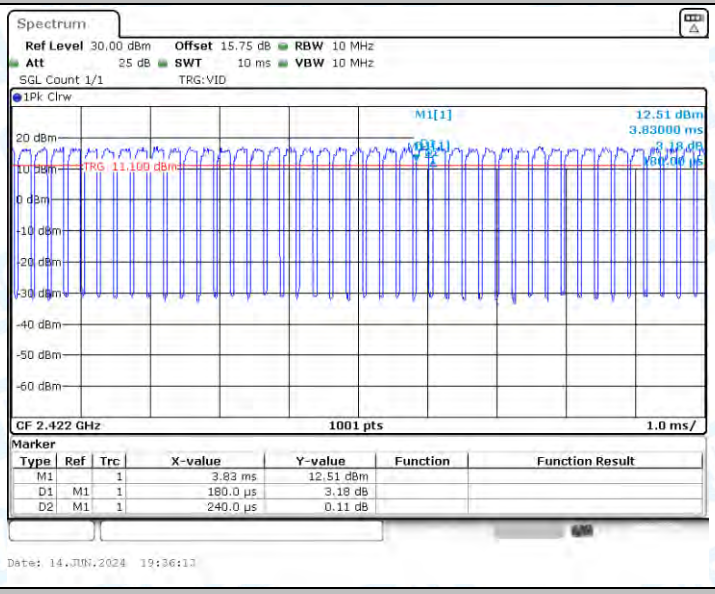

11AX40MIMO_Ant1_2437

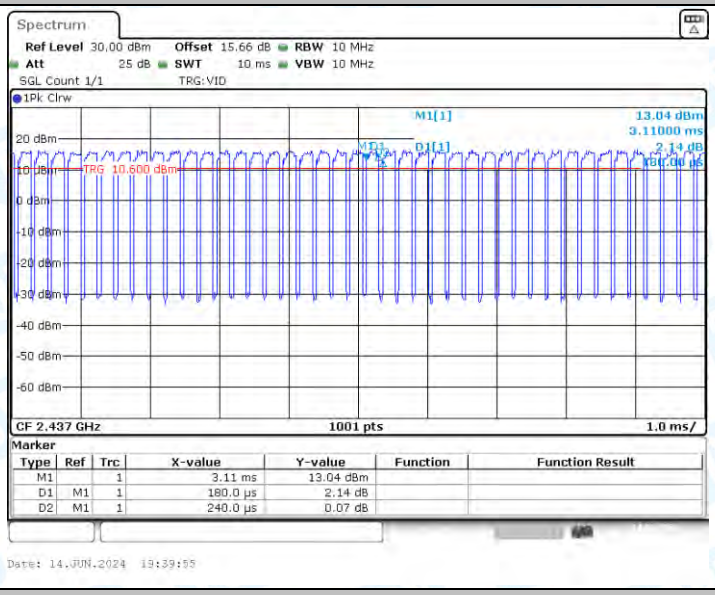

11AX40MIMO_Ant2_2437

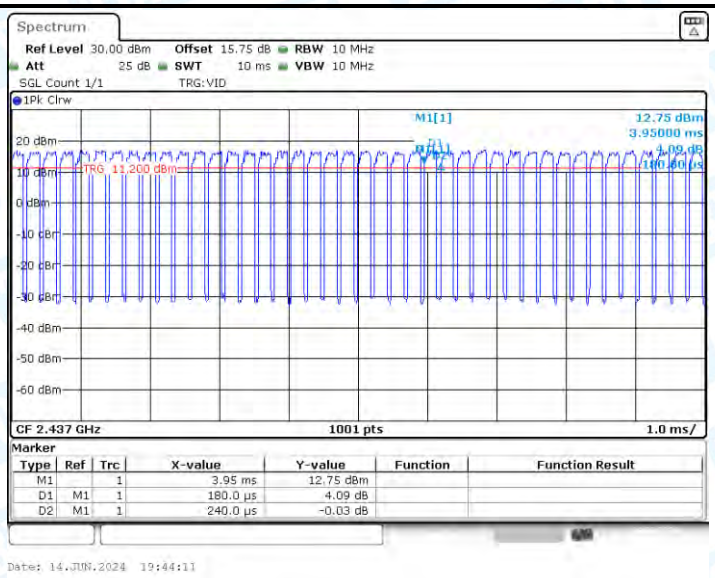

11AX40MIMO_Ant1_2452

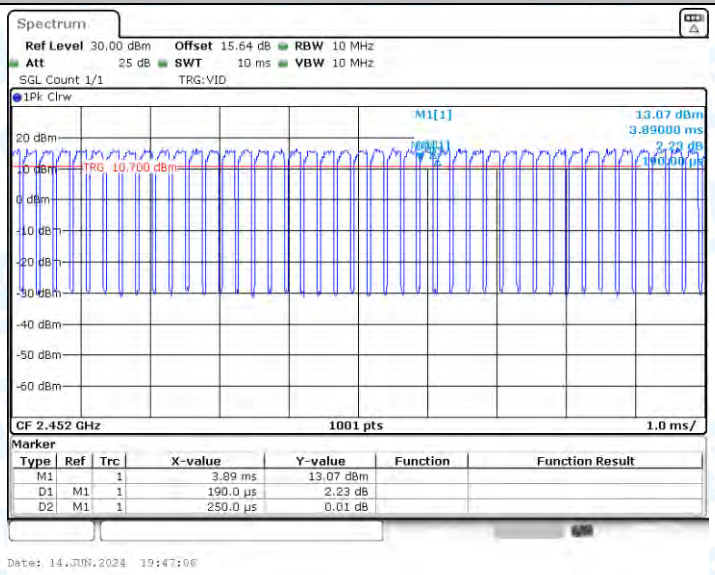

11AX40MIMO_Ant2_2452

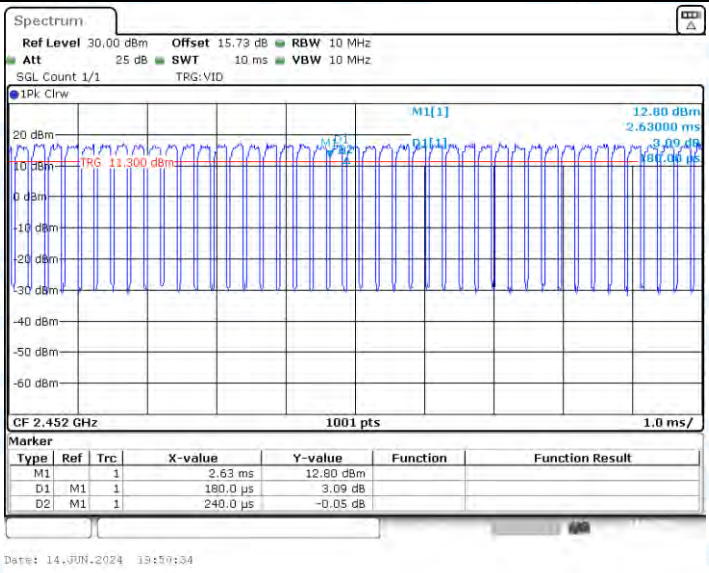

8. Emissions in Restricted Bands

8.1.Test Result

TestMode	Antenna	ChName	Channel	Detector	Freq [MHz]	Result [dBm]	Limit [dBm]	Verdict
11B-CDD	Ant1	Low	2412	AV	2310.000	-52.19	≤-41.20	PASS
				AV	2385.536	-48.53	≤-41.20	PASS
				AV	2390.000	-52.53	≤-41.20	PASS
				Peak	2310.000	-43.48	≤-21.20	PASS
				Peak	2385.913	-39.64	≤-21.20	PASS
				Peak	2390.000	-43.69	≤-21.20	PASS
	Ant2	Low	2412	AV	2310.000	-51.88	≤-41.20	PASS
				AV	2383.841	-46.05	≤-41.20	PASS
				AV	2390.000	-51.52	≤-41.20	PASS
				Peak	2310.000	-43.08	≤-21.20	PASS
				Peak	2339.565	-38.91	≤-21.20	PASS
				Peak	2390.000	-43.56	≤-21.20	PASS
	total	Low	2412	AV	2310.000	-49.02	≤-41.20	PASS
				AV	2383.841	-44.11	≤-41.20	PASS
				AV	2390.000	-48.99	≤-41.20	PASS
				Peak	2310.000	-40.27	≤-21.20	PASS
				Peak	2339.565	-36.25	≤-21.20	PASS
				Peak	2390.000	-40.61	≤-21.20	PASS
	Ant1	High	2462	AV	2483.500	-50.97	≤-41.20	PASS
				AV	2492.290	-50.67	≤-41.20	PASS
				AV	2500.000	-51.33	≤-41.20	PASS
				Peak	2483.500	-42.15	≤-21.20	PASS
				Peak	2490.217	-39.92	≤-21.20	PASS
				Peak	2500.000	-40.63	≤-21.20	PASS
	Ant2	High	2462	AV	2483.500	-50.75	≤-41.20	PASS
				AV	2488.623	-49.84	≤-41.20	PASS
				AV	2500.000	-51.76	≤-41.20	PASS
				Peak	2483.500	-41.97	≤-21.20	PASS
				Peak	2489.420	-39.89	≤-21.20	PASS
				Peak	2500.000	-43.63	≤-21.20	PASS
	total	High	2462	AV	2483.500	-47.85	≤-41.20	PASS
				AV	2488.623	-47.22	≤-41.20	PASS
				AV	2500.000	-48.53	≤-41.20	PASS
				Peak	2483.500	-39.05	≤-21.20	PASS
				Peak	2489.420	-36.89	≤-21.20	PASS
				Peak	2500.000	-38.87	≤-21.20	PASS
11G-CDD	Ant1	Low	2412	AV	2310.000	-52.15	≤-41.20	PASS
				AV	2341.449	-49.73	≤-41.20	PASS
				AV	2390.000	-50.24	≤-41.20	PASS
				Peak	2310.000	-44.01	≤-21.20	PASS

				Peak	2340.130	-39.31	≤-21.20	PASS
				Peak	2390.000	-41.45	≤-21.20	PASS
	Ant2	Low	2412	AV	2310.000	-52.36	≤-41.20	PASS
				AV	2389.304	-49.19	≤-41.20	PASS
				AV	2390.000	-49.14	≤-41.20	PASS
				Peak	2310.000	-42.86	≤-21.20	PASS
				Peak	2389.870	-39.07	≤-21.20	PASS
				Peak	2390.000	-39.06	≤-21.20	PASS
	total	Low	2412	AV	2310.000	-49.24	≤-41.20	PASS
				AV	2389.304	-46.44	≤-41.20	PASS
				AV	2390.000	-46.64	≤-41.20	PASS
				Peak	2310.000	-40.39	≤-21.20	PASS
				Peak	2389.870	-36.18	≤-21.20	PASS
				Peak	2390.000	-37.08	≤-21.20	PASS
	Ant1	High	2462	AV	2483.500	-50.08	≤-41.20	PASS
				AV	2483.522	-50.08	≤-41.20	PASS
				AV	2500.000	-51.48	≤-41.20	PASS
				Peak	2483.500	-40.36	≤-21.20	PASS
				Peak	2498.188	-39.05	≤-21.20	PASS
				Peak	2500.000	-42.96	≤-21.20	PASS
	Ant2	High	2462	AV	2483.500	-48.24	≤-41.20	PASS
				AV	2483.522	-48.24	≤-41.20	PASS
				AV	2500.000	-52.24	≤-41.20	PASS
				Peak	2483.500	-37.89	≤-21.20	PASS
				Peak	2484.159	-36.67	≤-21.20	PASS
				Peak	2500.000	-39.23	≤-21.20	PASS
	total	High	2462	AV	2483.500	-46.05	≤-41.20	PASS
				AV	2483.522	-46.05	≤-41.20	PASS
				AV	2500.000	-48.83	≤-41.20	PASS
				Peak	2483.500	-35.94	≤-21.20	PASS
				Peak	2484.159	-34.69	≤-21.20	PASS
				Peak	2500.000	-37.70	≤-21.20	PASS
11N20MIMO	Ant1	Low	2412	AV	2310.000	-52.15	≤-41.20	PASS
				AV	2339.565	-49.71	≤-41.20	PASS
				AV	2390.000	-49.98	≤-41.20	PASS
				Peak	2310.000	-43.78	≤-21.20	PASS
				Peak	2389.870	-39.56	≤-21.20	PASS
				Peak	2390.000	-38.91	≤-21.20	PASS
	Ant2	Low	2412	AV	2310.000	-52.29	≤-41.20	PASS
				AV	2389.870	-48.39	≤-41.20	PASS
				AV	2390.000	-48.22	≤-41.20	PASS
				Peak	2310.000	-43.71	≤-21.20	PASS
				Peak	2388.739	-38.5	≤-21.20	PASS
				Peak	2390.000	-38.39	≤-21.20	PASS
	total	Low	2412	AV	2310.000	-49.21	≤-41.20	PASS

				AV	2389.870	-45.99	≤-41.20	PASS
				AV	2390.000	-46.00	≤-41.20	PASS
				Peak	2310.000	-40.73	≤-21.20	PASS
				Peak	2388.739	-35.99	≤-21.20	PASS
				Peak	2390.000	-35.63	≤-21.20	PASS
	Ant1	High	2462	AV	2483.500	-50.13	≤-41.20	PASS
				AV	2483.522	-50.13	≤-41.20	PASS
				AV	2500.000	-51.53	≤-41.20	PASS
				Peak	2483.500	-39.74	≤-21.20	PASS
				Peak	2483.522	-39.74	≤-21.20	PASS
				Peak	2500.000	-40.51	≤-21.20	PASS
	Ant2	High	2462	AV	2483.500	-48.44	≤-41.20	PASS
				AV	2483.522	-48.44	≤-41.20	PASS
				AV	2500.000	-51.87	≤-41.20	PASS
				Peak	2483.500	-39.91	≤-21.20	PASS
				Peak	2486.391	-36.69	≤-21.20	PASS
				Peak	2500.000	-42.12	≤-21.20	PASS
	total	High	2462	AV	2483.500	-46.19	≤-41.20	PASS
				AV	2483.522	-46.19	≤-41.20	PASS
				AV	2500.000	-48.69	≤-41.20	PASS
				Peak	2483.500	-36.81	≤-21.20	PASS
				Peak	2486.391	-34.94	≤-21.20	PASS
				Peak	2500.000	-38.23	≤-21.20	PASS
11N40MIMO	Ant1	Low	2422	AV	2310.000	-51.7	≤-41.20	PASS
				AV	2387.986	-48.27	≤-41.20	PASS
				AV	2390.000	-48.44	≤-41.20	PASS
				Peak	2310.000	-44.16	≤-21.20	PASS
				Peak	2389.870	-35.9	≤-21.20	PASS
				Peak	2390.000	-35.44	≤-21.20	PASS
	Ant2	Low	2422	AV	2310.000	-52.14	≤-41.20	PASS
				AV	2389.870	-47.63	≤-41.20	PASS
				AV	2390.000	-47.66	≤-41.20	PASS
				Peak	2310.000	-43.15	≤-21.20	PASS
				Peak	2389.304	-35.85	≤-21.20	PASS
				Peak	2390.000	-36.33	≤-21.20	PASS
	total	Low	2422	AV	2310.000	-48.90	≤-41.20	PASS
				AV	2389.870	-44.93	≤-41.20	PASS
				AV	2390.000	-45.02	≤-41.20	PASS
				Peak	2310.000	-40.62	≤-21.20	PASS
				Peak	2389.304	-32.86	≤-21.20	PASS
				Peak	2390.000	-32.85	≤-21.20	PASS
	Ant1	High	2452	AV	2483.500	-47.46	≤-41.20	PASS
				AV	2483.522	-47.46	≤-41.20	PASS
				AV	2500.000	-51.09	≤-41.20	PASS
				Peak	2483.500	-30.05	≤-21.20	PASS

				Peak	2484.478	-29.91	≤-21.20	PASS
				Peak	2500.000	-40.61	≤-21.20	PASS
	Ant2	High	2452	AV	2483.500	-44.46	≤-41.20	PASS
				AV	2483.522	-44.46	≤-41.20	PASS
				AV	2500.000	-50.67	≤-41.20	PASS
				Peak	2483.500	-34.03	≤-21.20	PASS
				Peak	2483.522	-34.03	≤-21.20	PASS
				Peak	2500.000	-41.09	≤-21.20	PASS
	total	High	2452	AV	2483.500	-42.70	≤-41.20	PASS
				AV	2483.522	-42.70	≤-41.20	PASS
				AV	2500.000	-47.86	≤-41.20	PASS
				Peak	2483.500	-28.59	≤-21.20	PASS
				Peak	2483.522	-28.49	≤-21.20	PASS
				Peak	2500.000	-37.83	≤-21.20	PASS
11AX20MIMO	Ant1	Low	2412	AV	2310.000	-52.75	≤-41.20	PASS
				AV	2389.870	-49.21	≤-41.20	PASS
				AV	2390.000	-49.18	≤-41.20	PASS
				Peak	2310.000	-42.96	≤-21.20	PASS
				Peak	2388.551	-38.24	≤-21.20	PASS
				Peak	2390.000	-40.23	≤-21.20	PASS
	Ant2	Low	2412	AV	2310.000	-52.29	≤-41.20	PASS
				AV	2389.870	-48.36	≤-41.20	PASS
				AV	2390.000	-48.2	≤-41.20	PASS
				Peak	2310.000	-43.02	≤-21.20	PASS
				Peak	2388.739	-36.93	≤-21.20	PASS
				Peak	2390.000	-38.36	≤-21.20	PASS
	total	Low	2412	AV	2310.000	-49.50	≤-41.20	PASS
				AV	2389.870	-45.75	≤-41.20	PASS
				AV	2390.000	-45.65	≤-41.20	PASS
				Peak	2310.000	-39.98	≤-21.20	PASS
				Peak	2388.739	-34.53	≤-21.20	PASS
				Peak	2390.000	-36.18	≤-21.20	PASS
	Ant1	High	2462	AV	2483.500	-49.95	≤-41.20	PASS
				AV	2484.478	-49.77	≤-41.20	PASS
				AV	2500.000	-51.28	≤-41.20	PASS
				Peak	2483.500	-40.66	≤-21.20	PASS
				Peak	2486.232	-39.54	≤-21.20	PASS
				Peak	2500.000	-42.76	≤-21.20	PASS
	Ant2	High	2462	AV	2483.500	-48.57	≤-41.20	PASS
				AV	2484.159	-48.56	≤-41.20	PASS
				AV	2500.000	-51.28	≤-41.20	PASS
				Peak	2483.500	-36.55	≤-21.20	PASS
				Peak	2483.841	-36.27	≤-21.20	PASS
				Peak	2500.000	-42.79	≤-21.20	PASS
	total	High	2462	AV	2483.500	-46.20	≤-41.20	PASS

				AV	2484.159	-46.11	≤-41.20	PASS
				AV	2500.000	-48.27	≤-41.20	PASS
				Peak	2483.500	-35.13	≤-21.20	PASS
				Peak	2483.841	-34.59	≤-21.20	PASS
				Peak	2500.000	-39.76	≤-21.20	PASS
11AX40MIMO	Ant1	Low	2422	AV	2310.000	-53.13	≤-41.20	PASS
				AV	2339.565	-48.86	≤-41.20	PASS
				AV	2390.000	-51.05	≤-41.20	PASS
				Peak	2310.000	-43.74	≤-21.20	PASS
				Peak	2389.870	-38.6	≤-21.20	PASS
				Peak	2390.000	-38.67	≤-21.20	PASS
	Ant2	Low	2422	AV	2310.000	-52.38	≤-41.20	PASS
				AV	2389.870	-49.19	≤-41.20	PASS
				AV	2390.000	-49.22	≤-41.20	PASS
				Peak	2310.000	-42.78	≤-21.20	PASS
				Peak	2389.870	-37.2	≤-21.20	PASS
				Peak	2390.000	-37.26	≤-21.20	PASS
	total	Low	2422	AV	2310.000	-49.73	≤-41.20	PASS
				AV	2389.870	-46.01	≤-41.20	PASS
				AV	2390.000	-47.03	≤-41.20	PASS
				Peak	2310.000	-40.22	≤-21.20	PASS
				Peak	2389.870	-34.83	≤-21.20	PASS
				Peak	2390.000	-34.90	≤-21.20	PASS
	Ant1	High	2452	AV	2483.500	-49.92	≤-41.20	PASS
				AV	2483.522	-49.92	≤-41.20	PASS
				AV	2500.000	-51.2	≤-41.20	PASS
				Peak	2483.500	-37.5	≤-21.20	PASS
				Peak	2485.116	-37.05	≤-21.20	PASS
				Peak	2500.000	-42.84	≤-21.20	PASS
	Ant2	High	2452	AV	2483.500	-47.92	≤-41.20	PASS
				AV	2483.522	-47.92	≤-41.20	PASS
				AV	2500.000	-51.45	≤-41.20	PASS
				Peak	2483.500	-38.08	≤-21.20	PASS
				Peak	2483.522	-38.08	≤-21.20	PASS
				Peak	2500.000	-41.63	≤-21.20	PASS
	total	High	2452	AV	2483.500	-45.80	≤-41.20	PASS
				AV	2483.522	-45.80	≤-41.20	PASS
				AV	2500.000	-48.31	≤-41.20	PASS
				Peak	2483.500	-34.77	≤-21.20	PASS
				Peak	2483.522	-34.52	≤-21.20	PASS
				Peak	2500.000	-39.18	≤-21.20	PASS

Note：

1. The Antenna Gain is compensated in the graph.
2. The limit in dBm for average detector is conversion from 54dBuV/m, according to 15.209(a). The limit in dBm for peak detector is 20dB above the limit of average detector in dBm.
3. The Duty Cycle Factor is compensated in the graph.

8.2.Test Graphs

11B-CDD_Ant1_Low_2412_AV

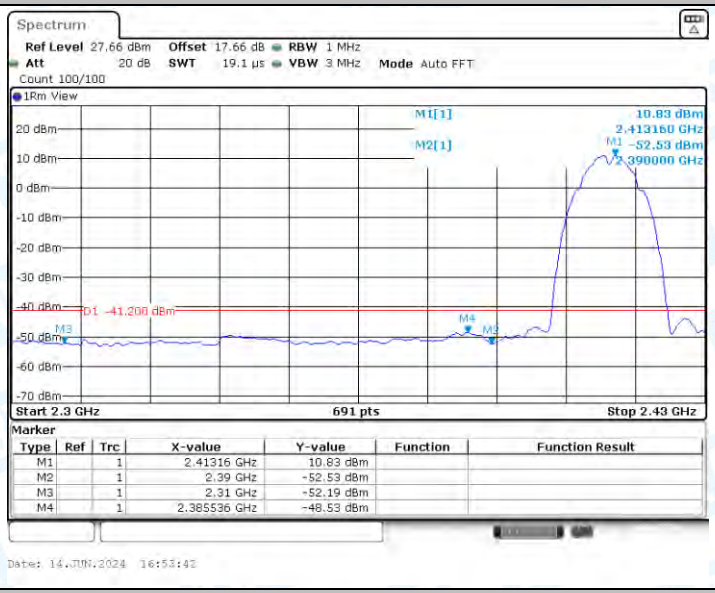

11B-CDD_Ant1_Low_2412_Peak

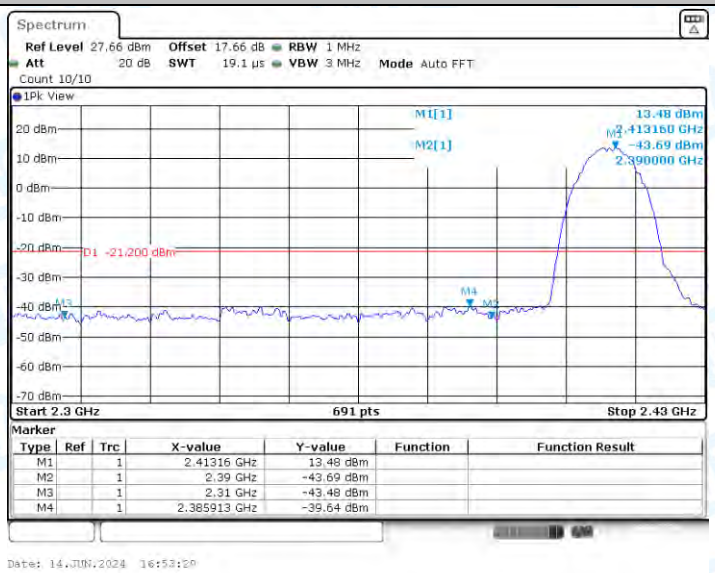

11B-CDD_Ant2_Low_2412_AV

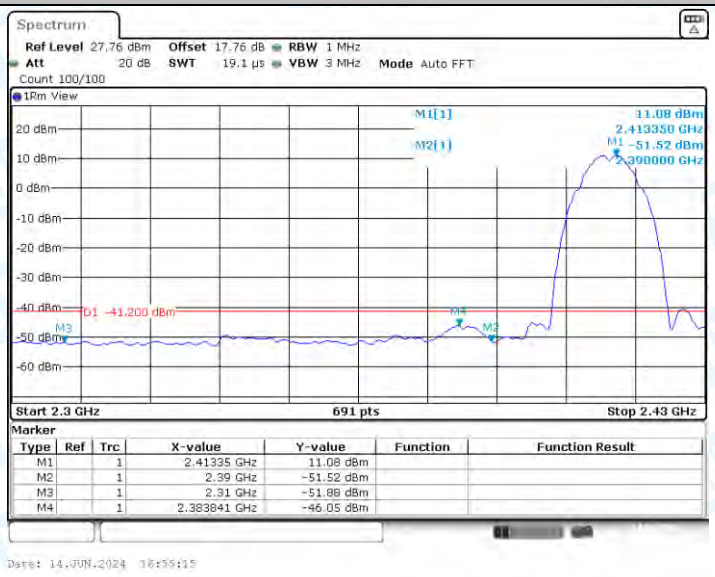

11B-CDD_Ant2_Low_2412_Peak

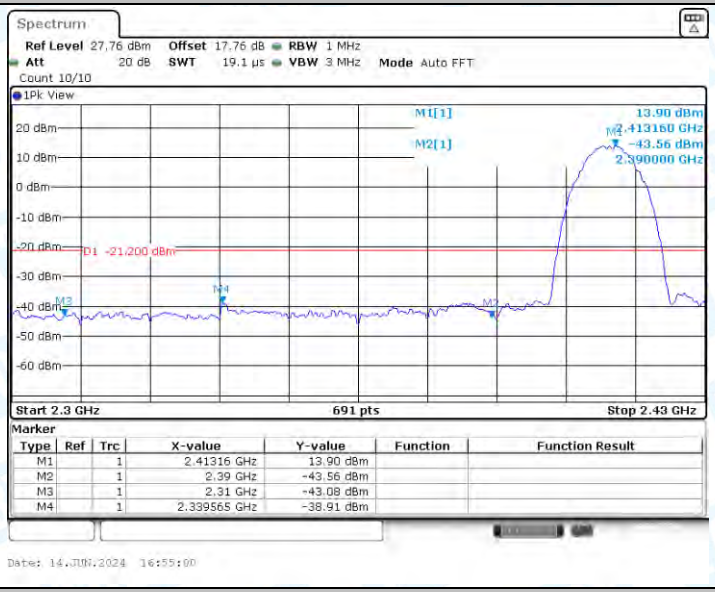

11B-CDD_Ant1_High_2462_AV

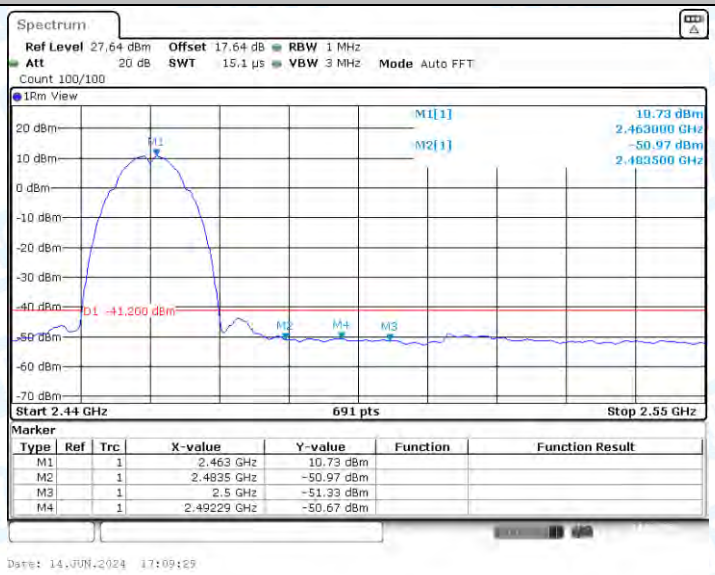

11B-CDD_Ant1_High_2462_Peak

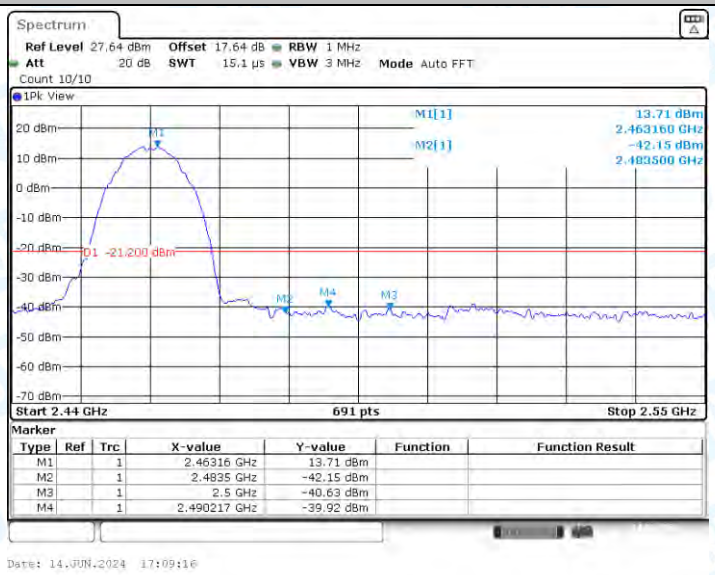

11B-CDD_Ant2_High_2462_AV

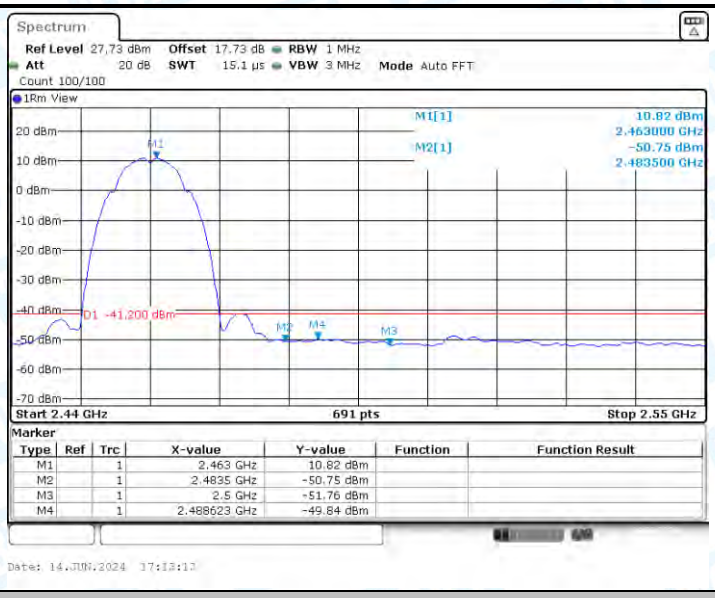

11B-CDD_Ant2_High_2462_Peak

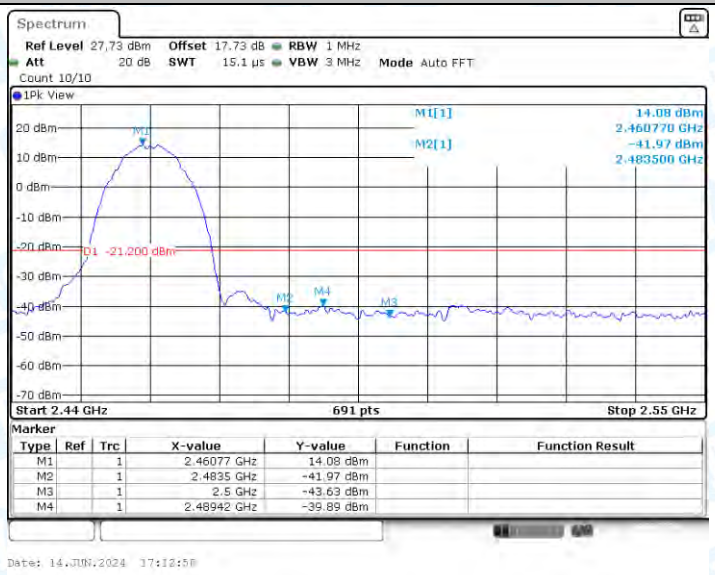

11G-CDD_Ant1_Low_2412_AV

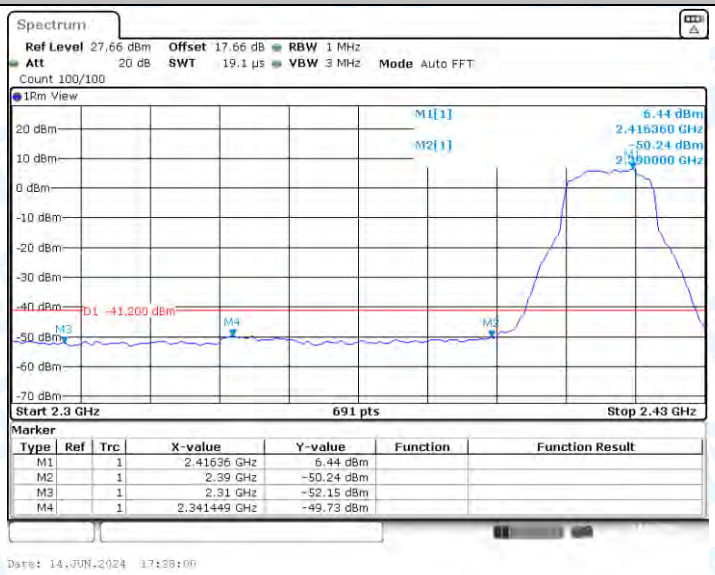

11G-CDD_Ant1_Low_2412_Peak

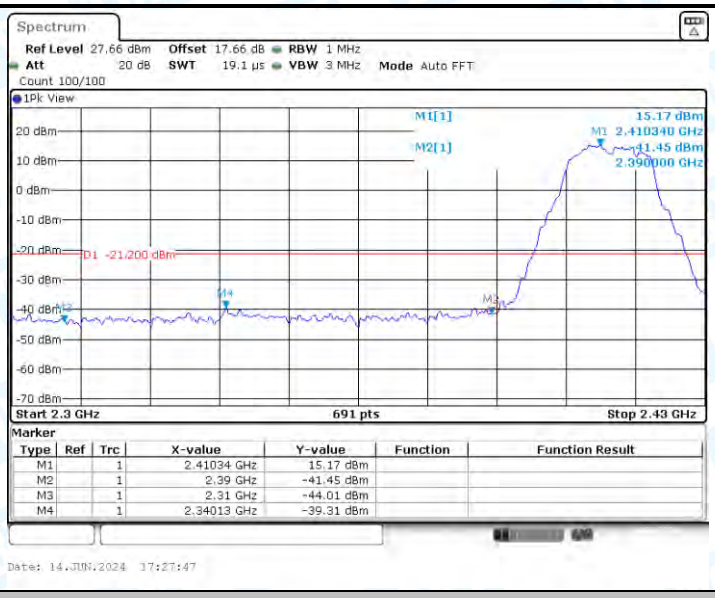

11G-CDD_Ant2_Low_2412_AV

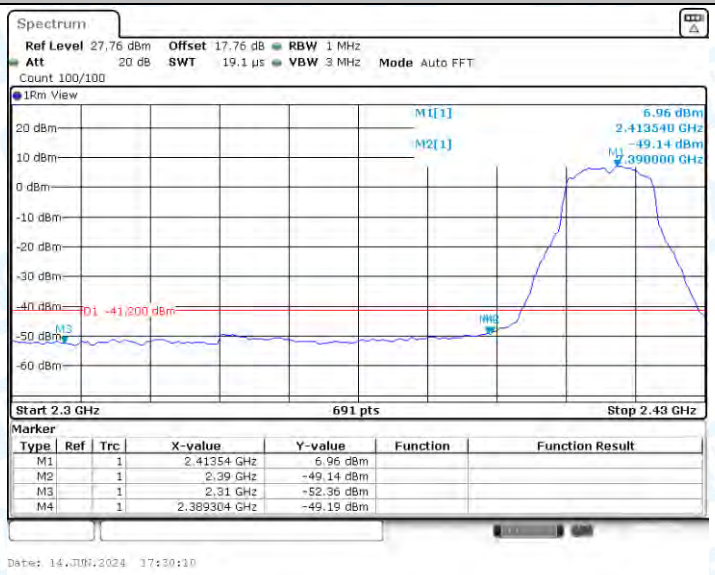

11G-CDD_Ant2_Low_2412_Peak

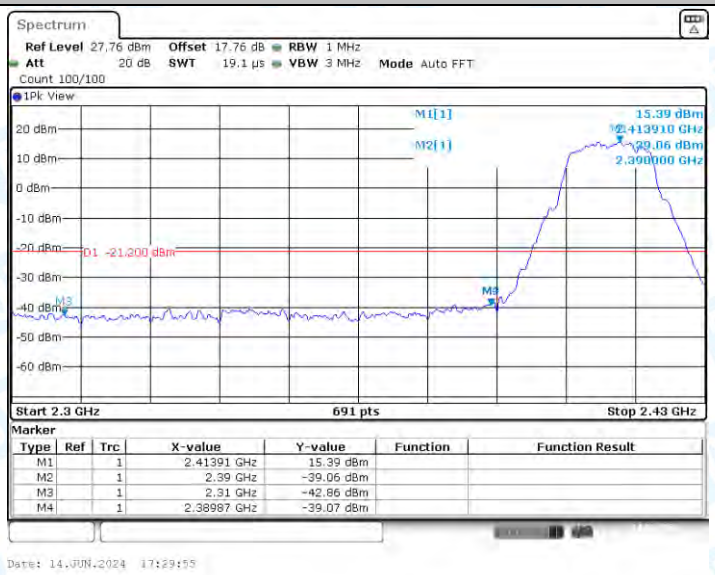

11G-CDD_Ant1_High_2462_AV

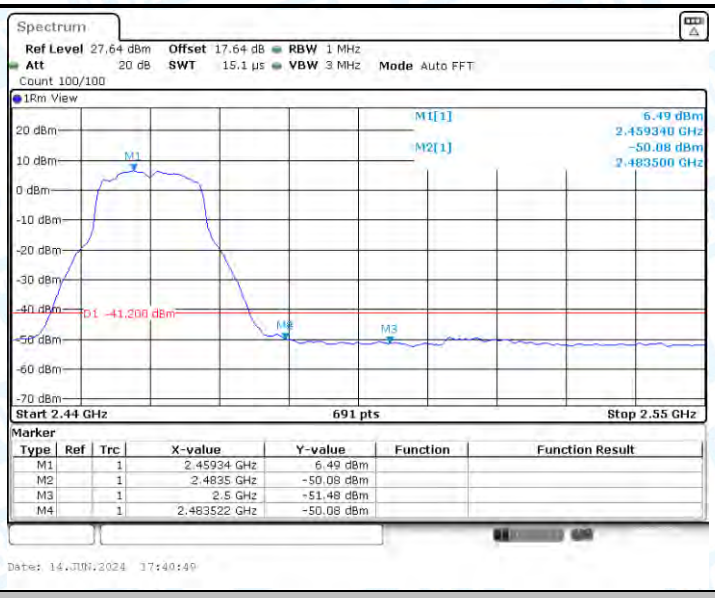

11G-CDD_Ant1_High_2462_Peak

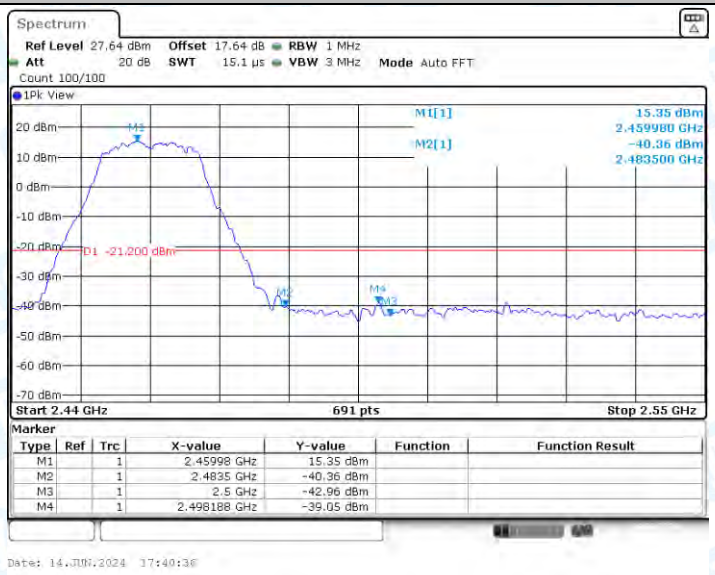

11G-CDD_Ant2_High_2462_AV

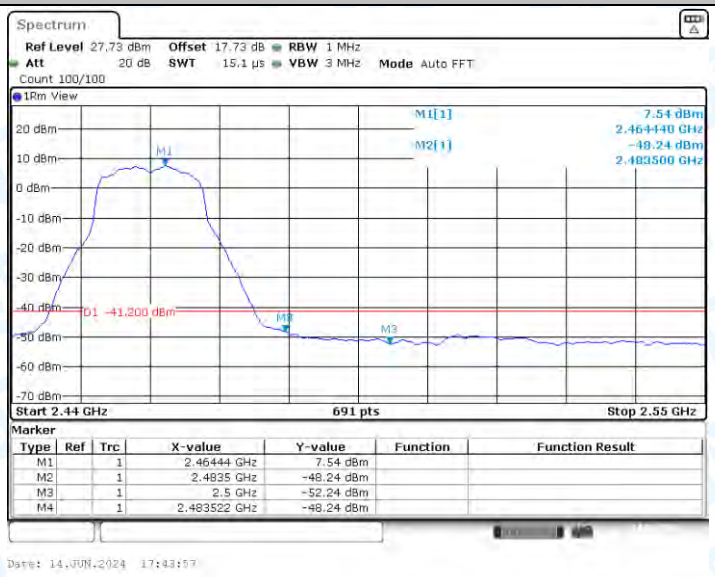

11G-CDD_Ant2_High_2462_Peak

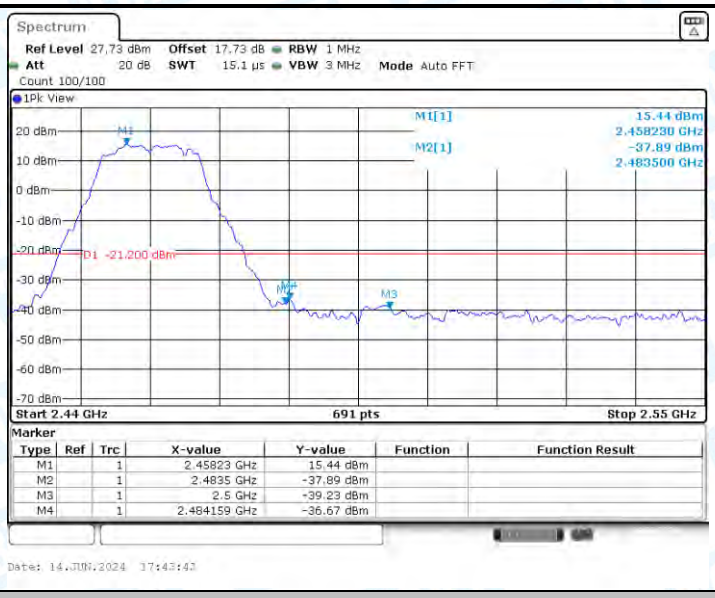

11N20MIMO_Ant1_Low_2412_AV

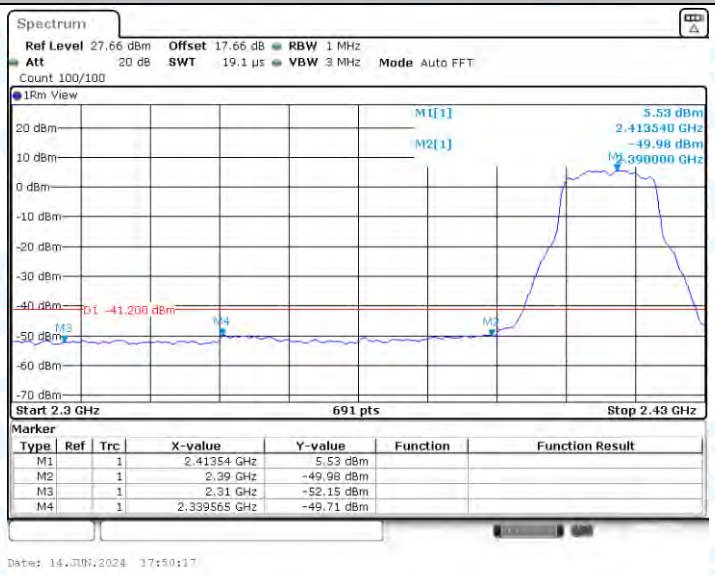

11N20MIMO_Ant1_Low_2412_Peak

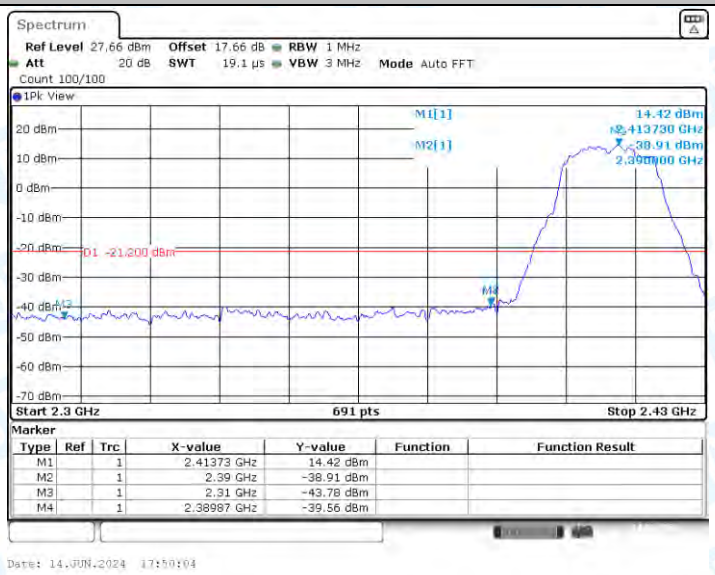

11N20MIMO_Ant2_Low_2412_AV

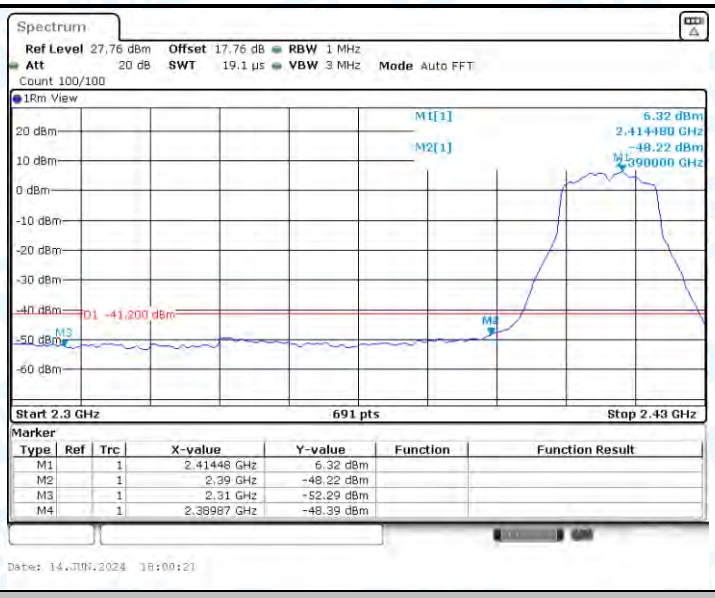

11N20MIMO_Ant2_Low_2412_Peak

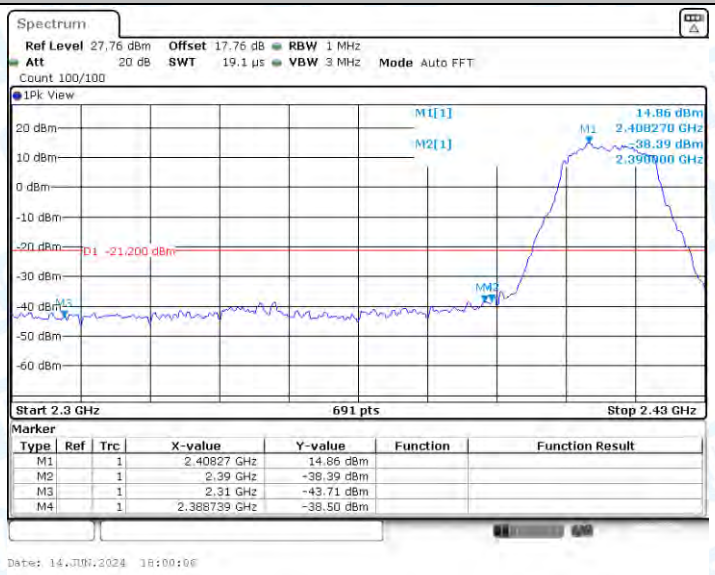

11N20MIMO_Ant1_High_2462_AV

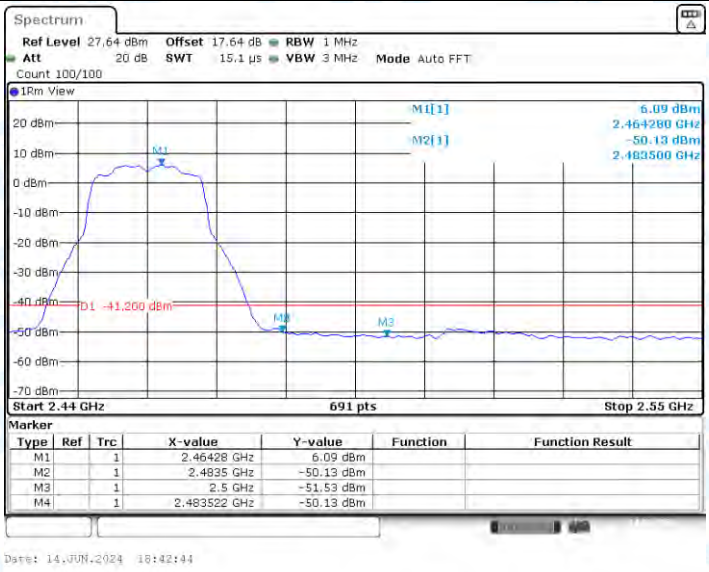

11N20MIMO_Ant1_High_2462_Peak

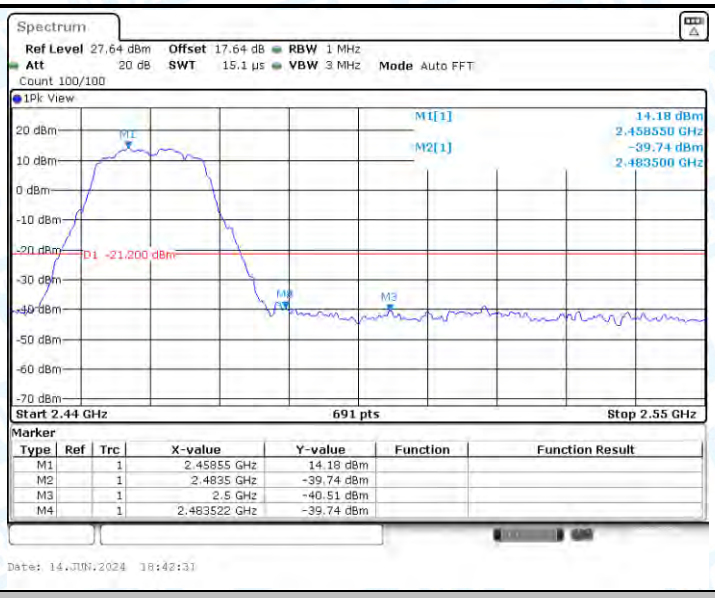

11N20MIMO_Ant2_High_2462_AV

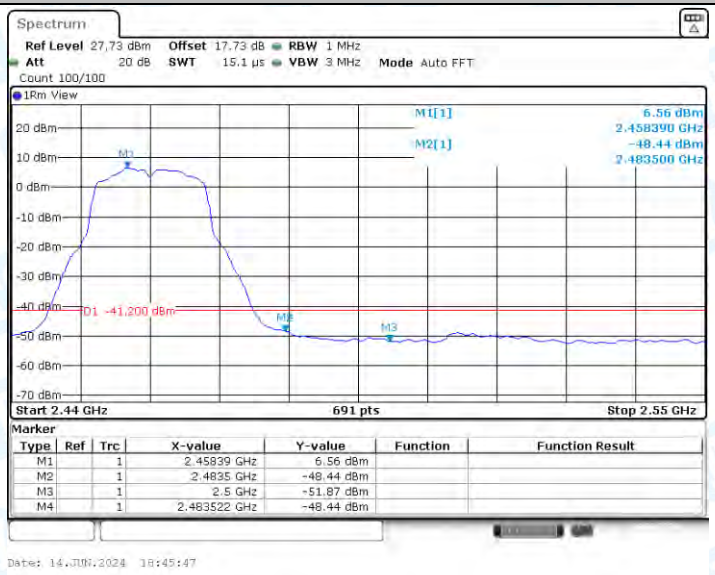

11N20MIMO_Ant2_High_2462_Peak

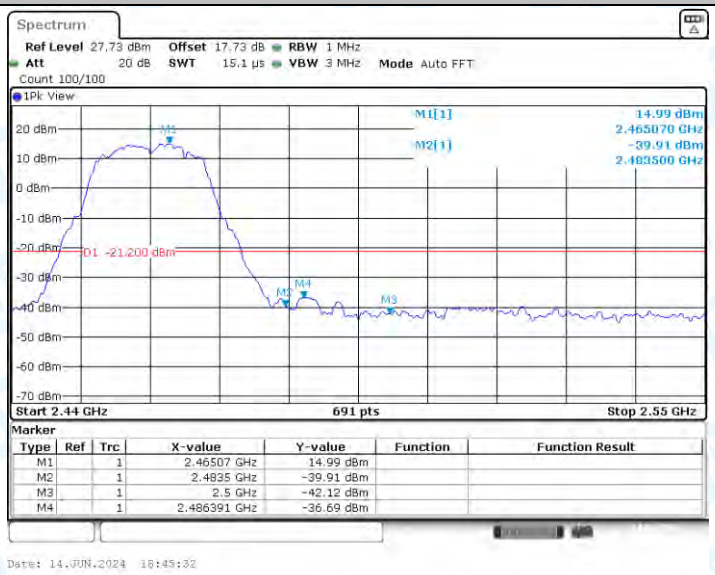

11N40MIMO_Ant1_Low_2422_AV

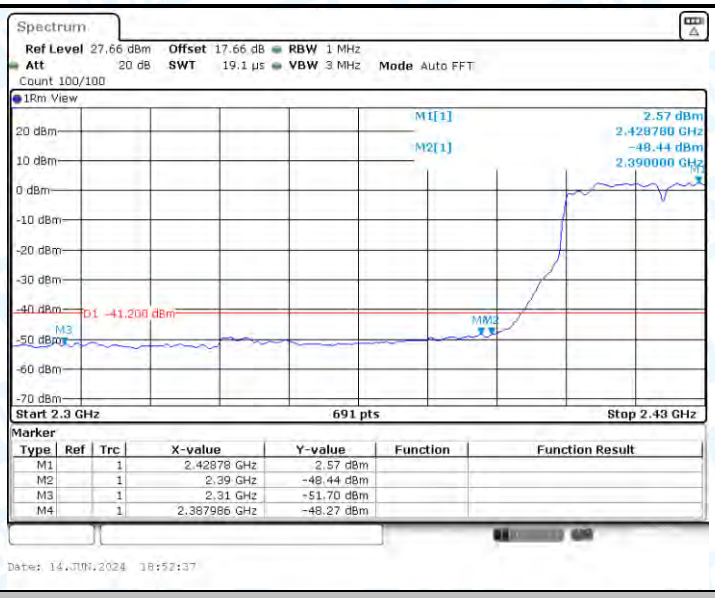

11N40MIMO_Ant1_Low_2422_Peak

11N40MIMO_Ant2_Low_2422_AV

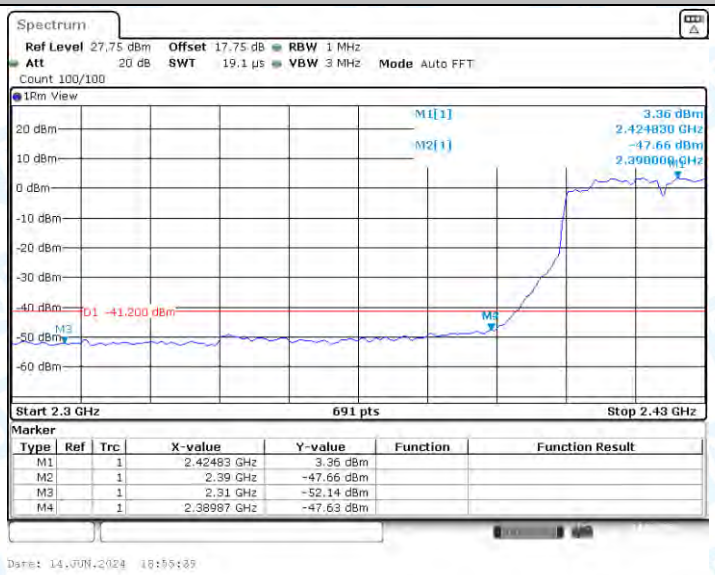

11N40MIMO_Ant2_Low_2422_Peak

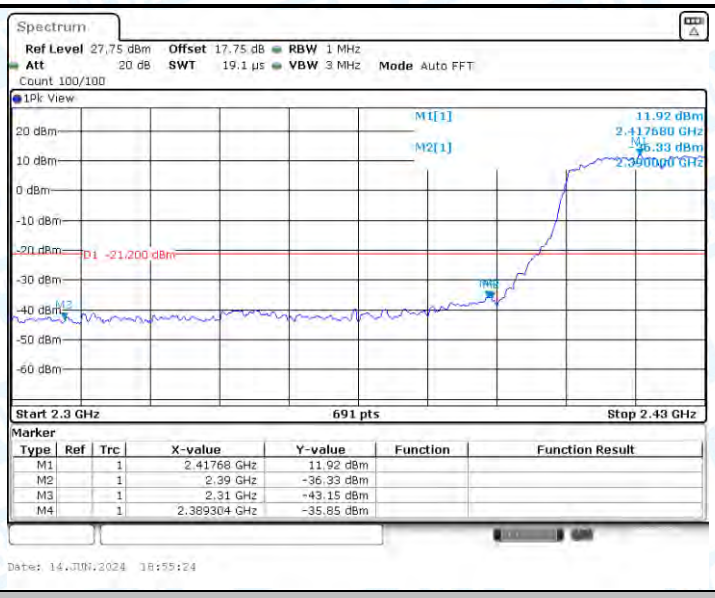

11N40MIMO_Ant1_High_2452_AV

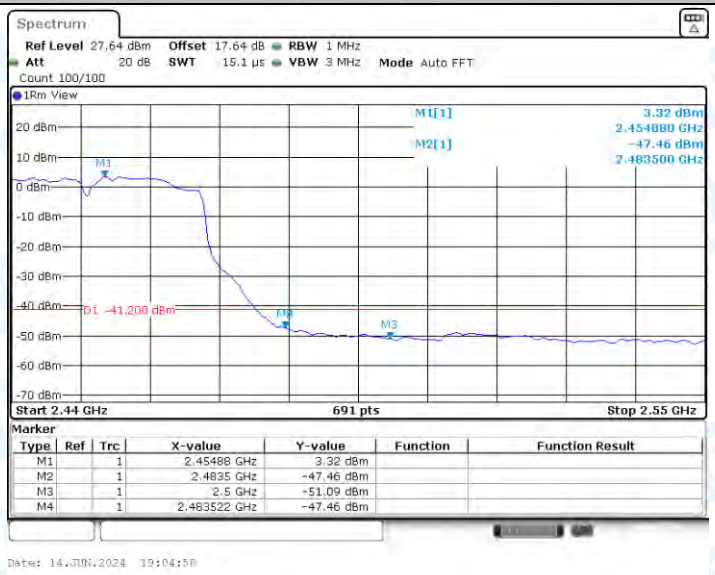

11N40MIMO_Ant1_High_2452_Peak

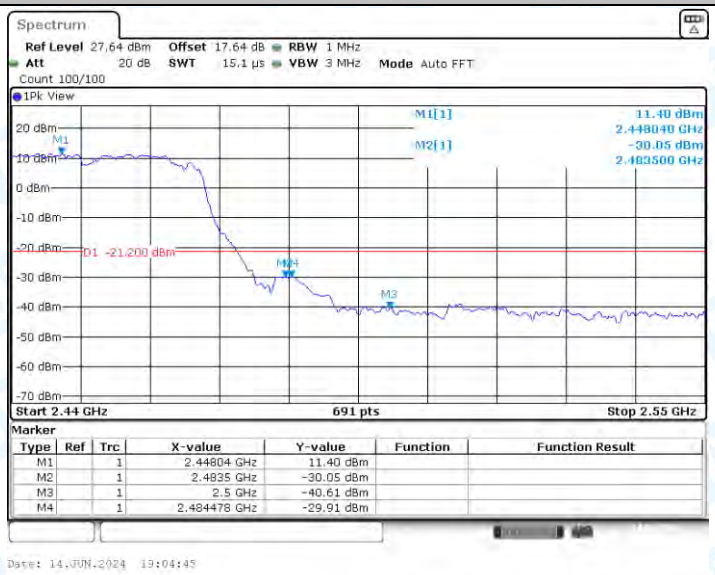

11N40MIMO_Ant2_High_2452_AV

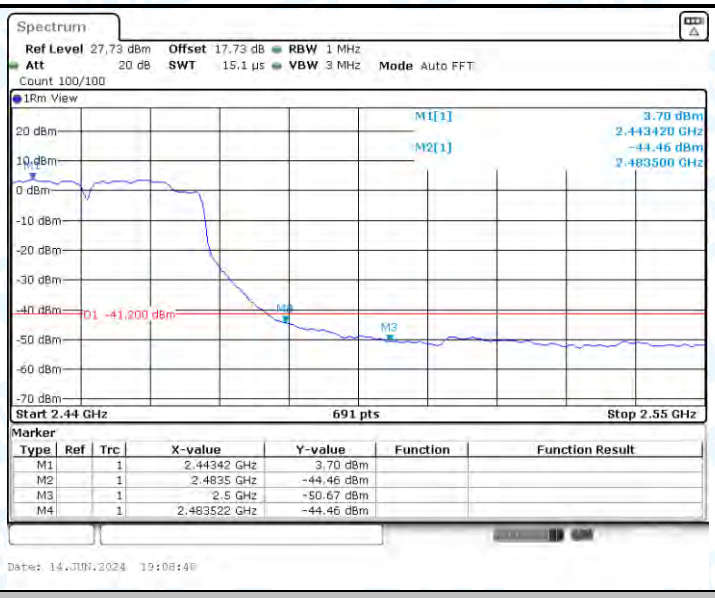

11N40MIMO_Ant2_High_2452_Peak

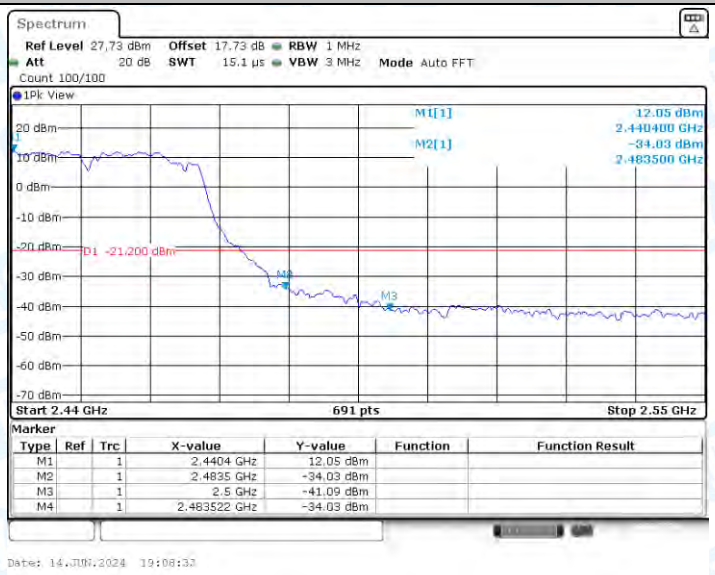

11AX20MIMO_Ant1_Low_2412_AV

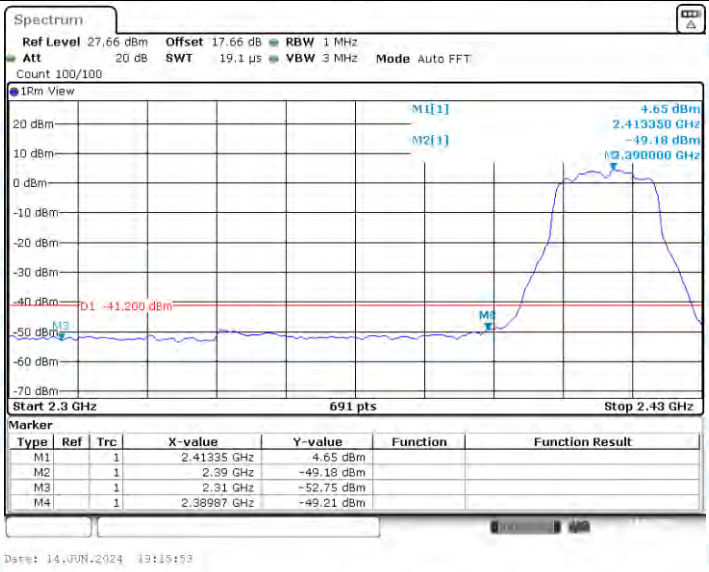

11AX20MIMO_Ant1_Low_2412_Peak

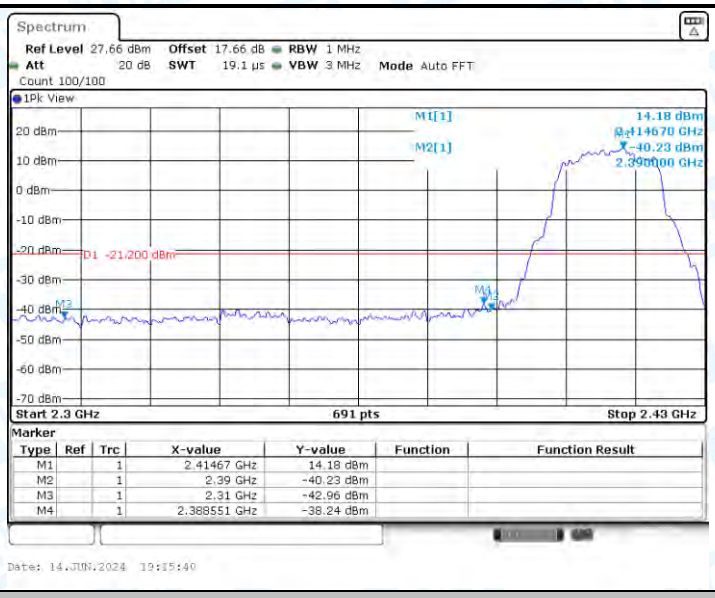

11AX20MIMO_Ant2_Low_2412_AV

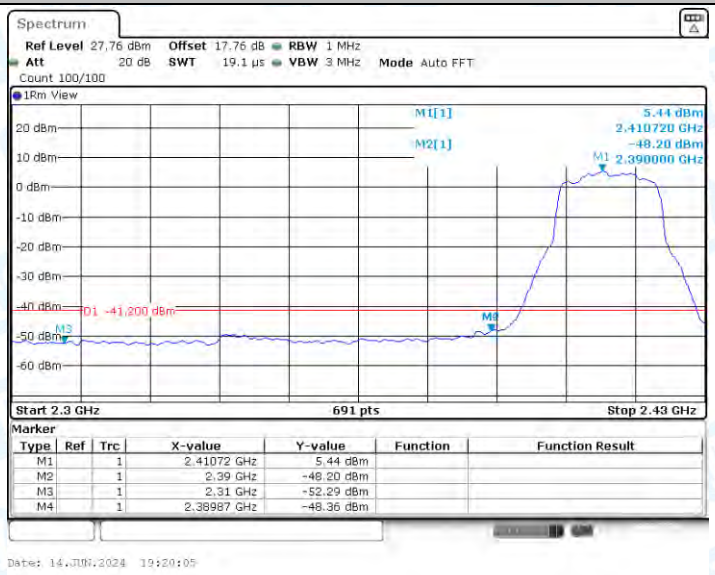

11AX20MIMO_Ant2_Low_2412_Peak

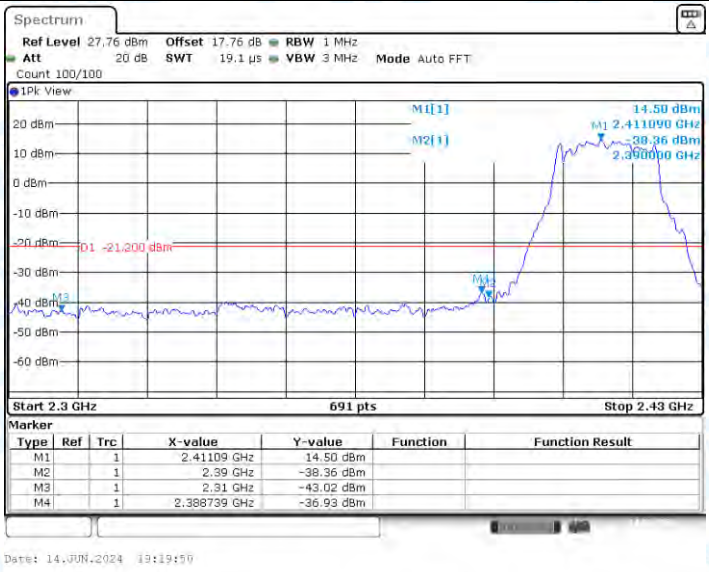

11AX20MIMO_Ant1_High_2462_AV

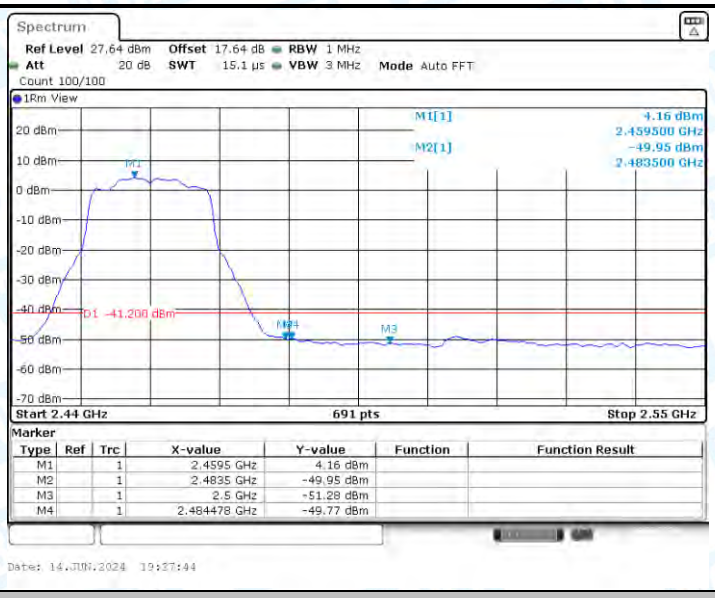

11AX20MIMO_Ant1_High_2462_Peak

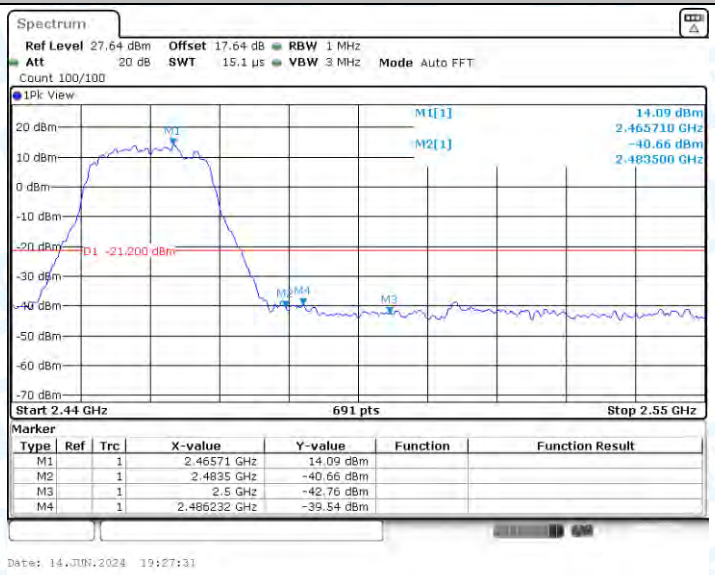

11AX20MIMO_Ant2_High_2462_AV

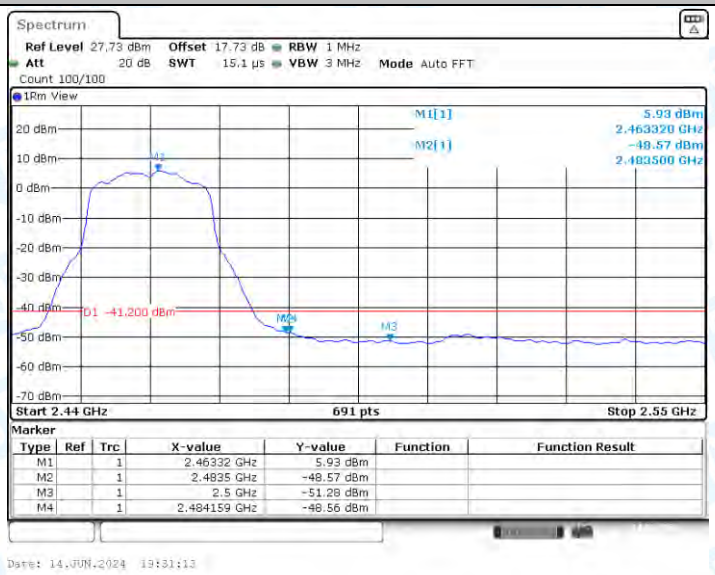

11AX20MIMO_Ant2_High_2462_Peak

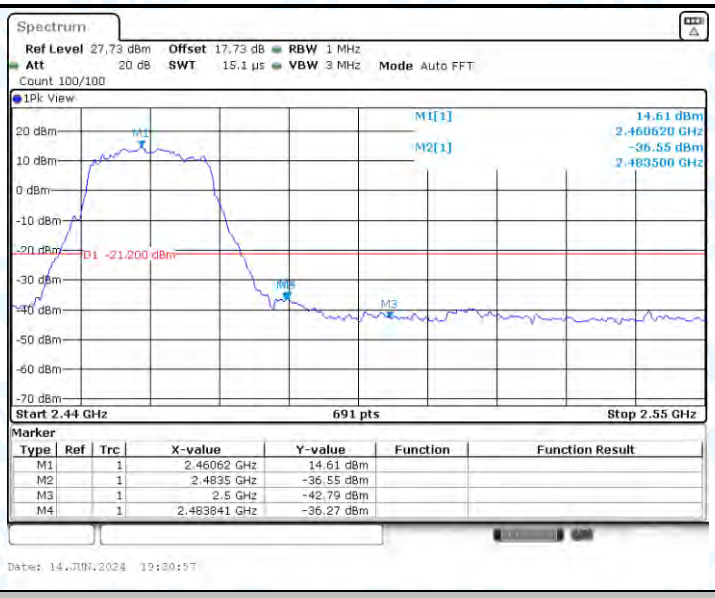

11AX40MIMO_Ant1_Low_2422_AV

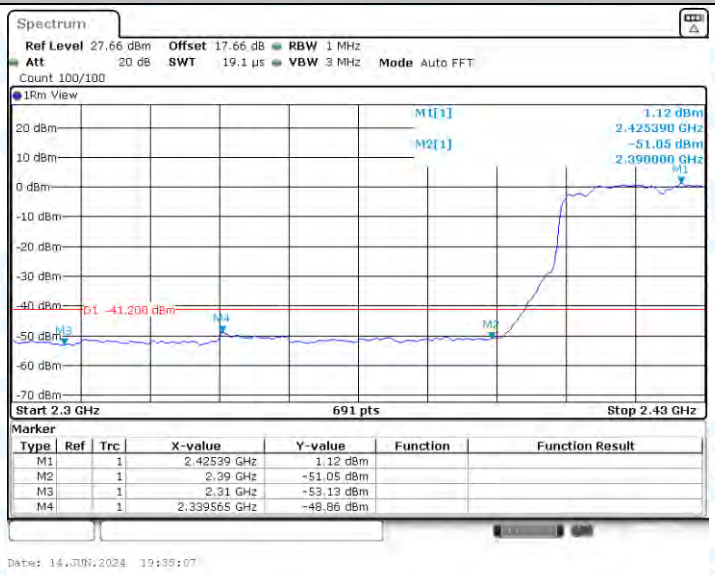

11AX40MIMO_Ant1_Low_2422_Peak

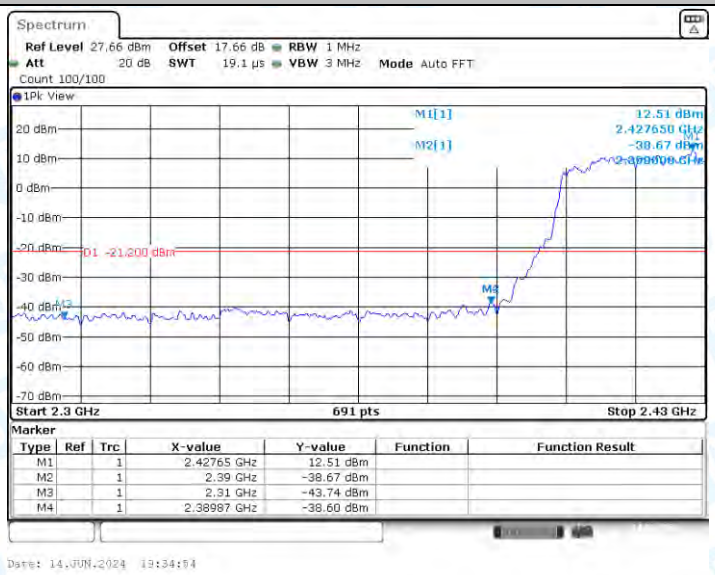

11AX40MIMO_Ant2_Low_2422_AV

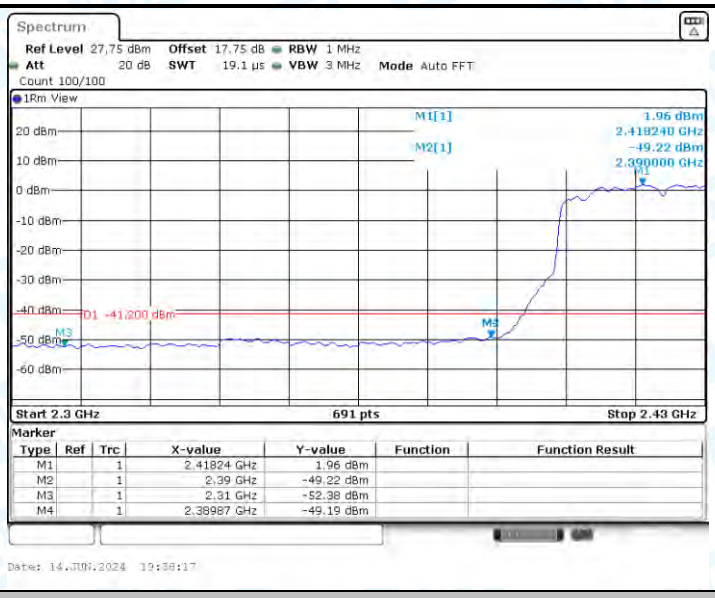

11AX40MIMO_Ant2_Low_2422_Peak

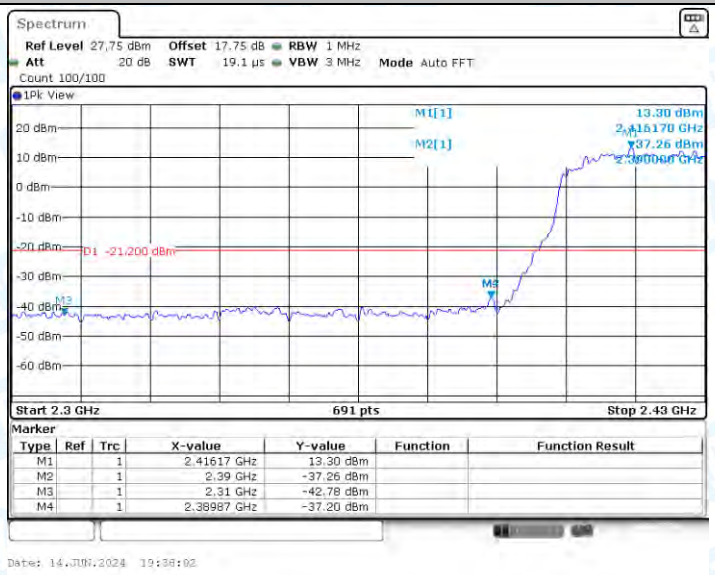

11AX40MIMO_Ant1_High_2452_AV

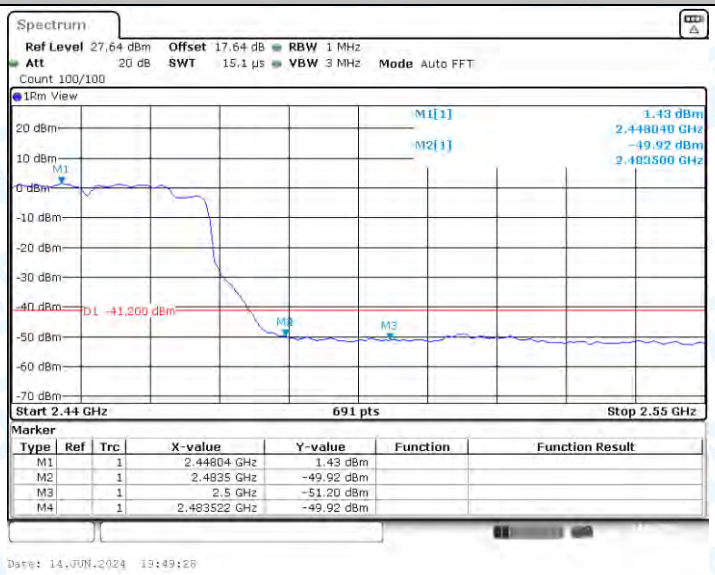

11AX40MIMO_Ant1_High_2452_Peak

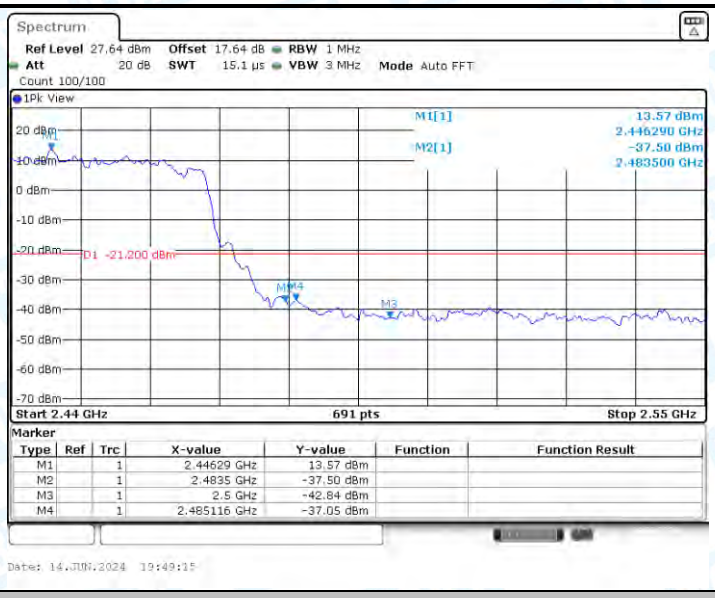

11AX40MIMO_Ant2_High_2452_AV

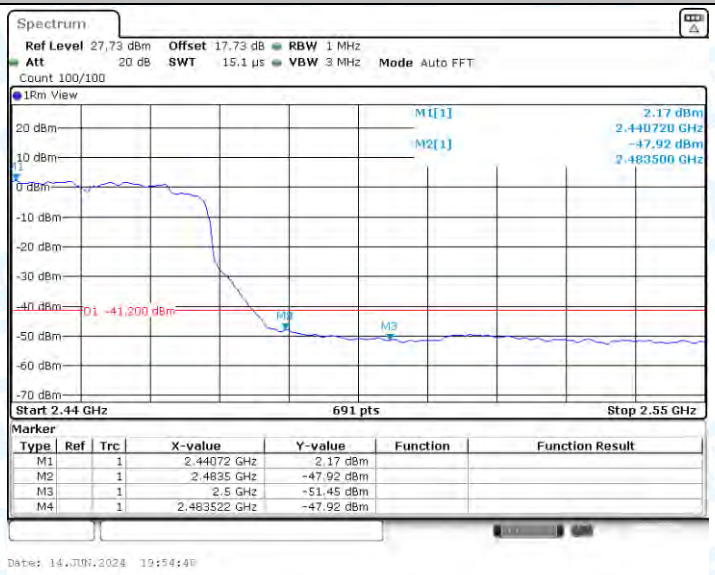

11AX40MIMO_Ant2_High_2452_Peak

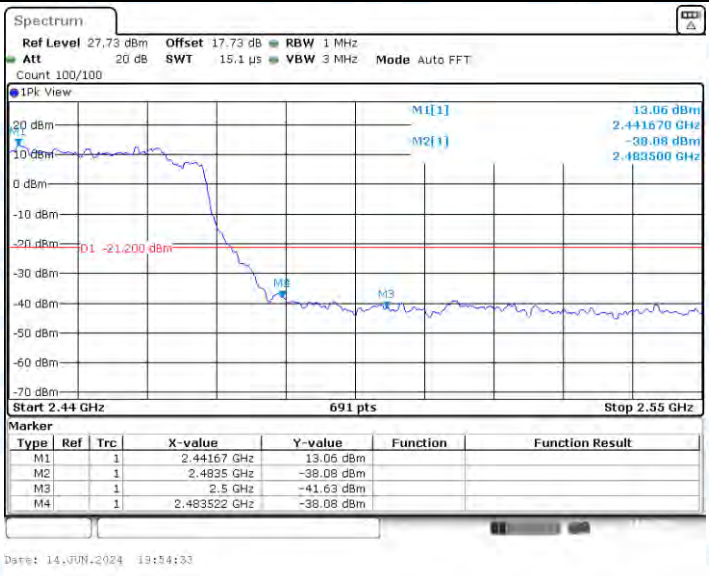

-----End of the report-----