11N20MIMO_Ant2_5785

11N20MIMO_Ant1_5825

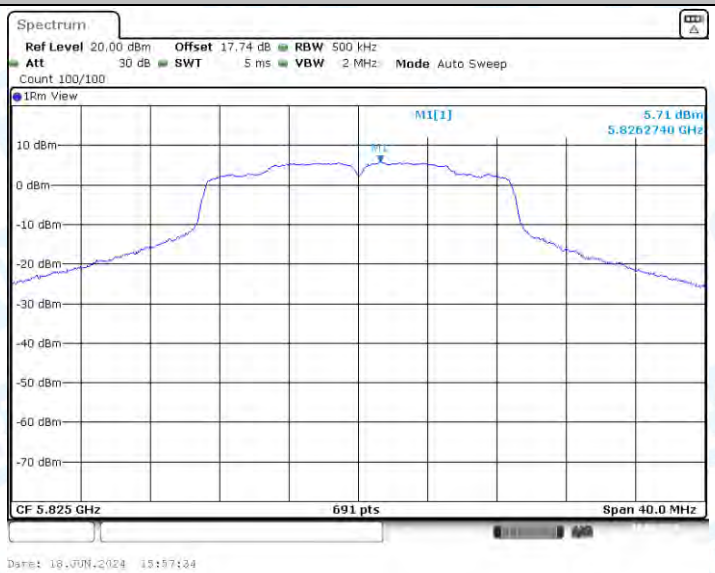

11N20MIMO_Ant2_5825

11N40MIMO_Ant1_5190

11N40MIMO_Ant2_5190

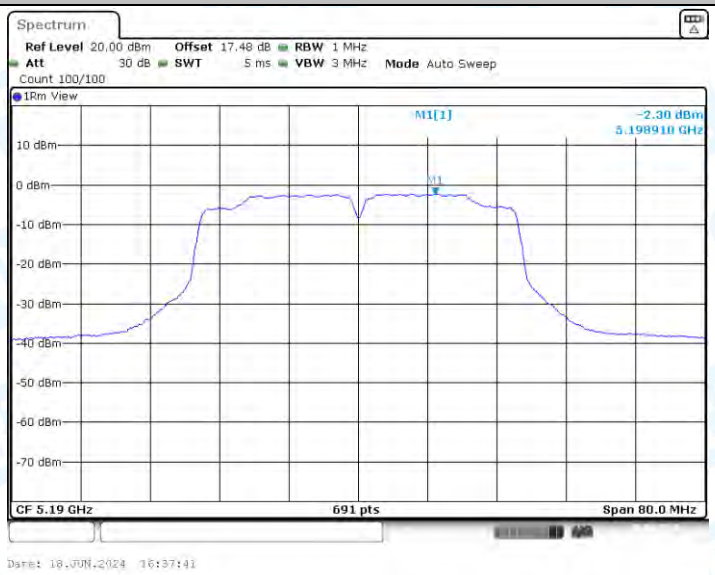

11N40MIMO_Ant1_5230

11N40MIMO_Ant2_5230

11N40MIMO_Ant1_5755

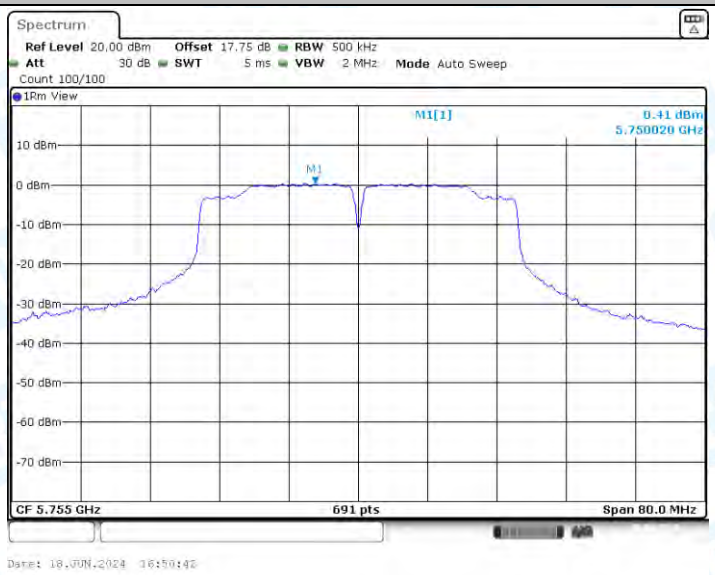

11N40MIMO_Ant2_5755

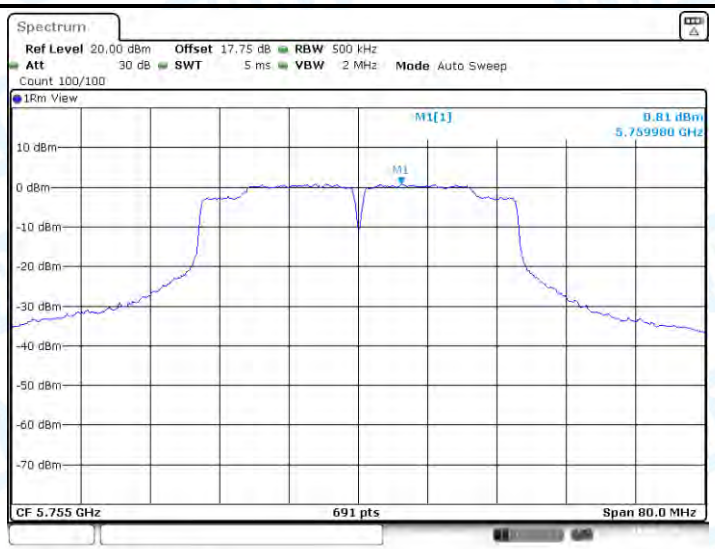

11N40MIMO_Ant1_5795

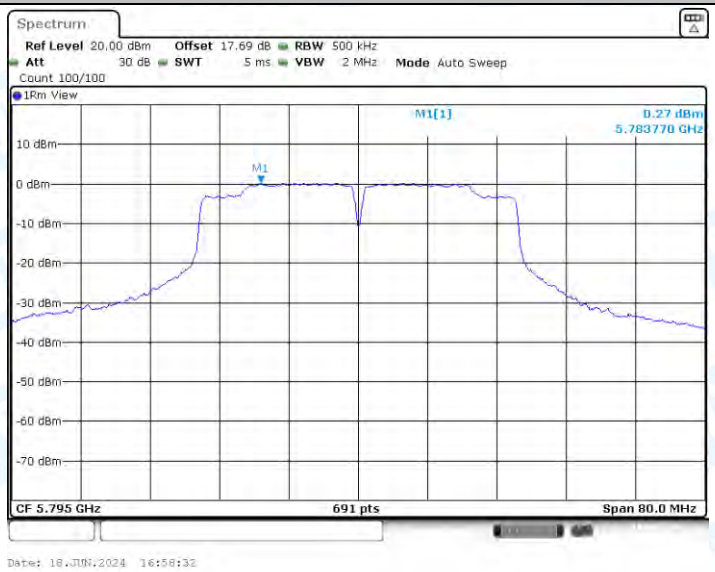

11N40MIMO_Ant2_5795

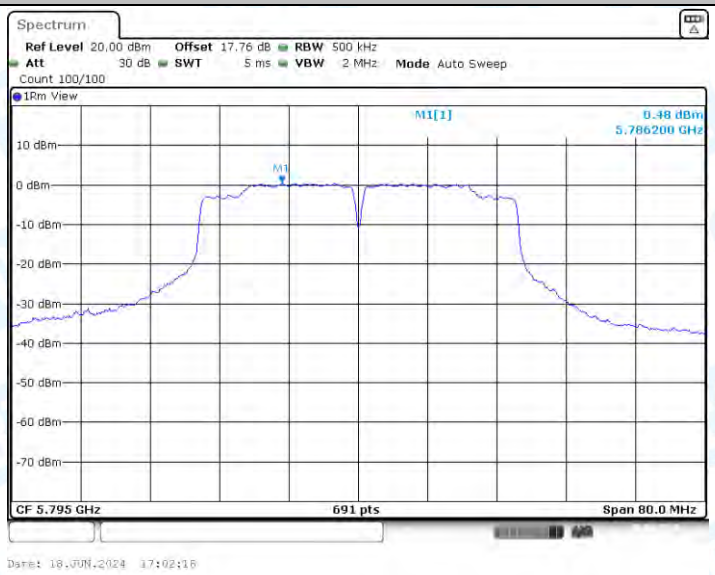

11AC20MIMO_Ant1_5180

11AC20MIMO_Ant2_5180

11AC20MIMO_Ant1_5200

11AC20MIMO_Ant2_5200

11AC20MIMO_Ant1_5240

11AC20MIMO_Ant2_5240

11AC20MIMO_Ant1_5745

11AC20MIMO_Ant2_5745

11AC20MIMO_Ant1_5785

11AC20MIMO_Ant2_5785

11AC20MIMO_Ant1_5825

11AC20MIMO_Ant2_5825

11AC40MIMO_Ant1_5190

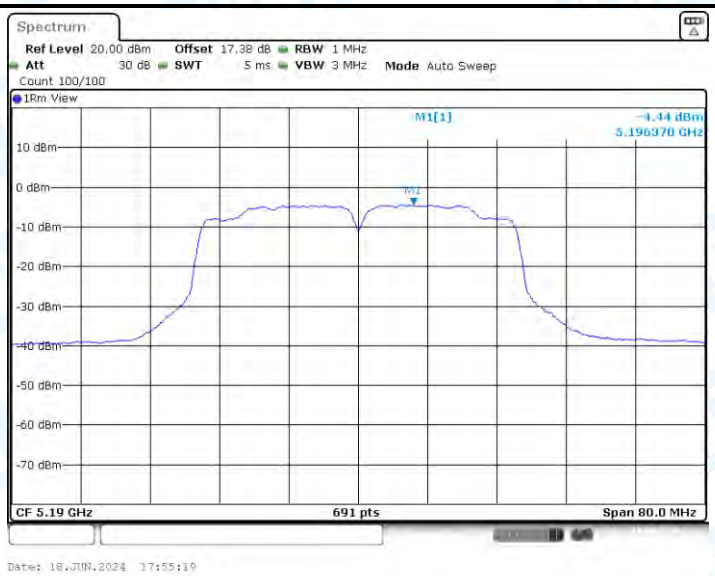

11AC40MIMO_Ant2_5190

11AC40MIMO_Ant1_5230

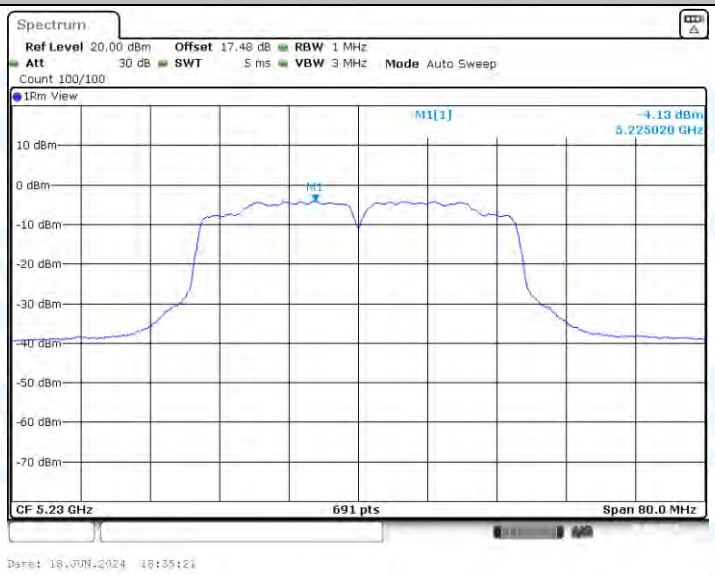

11AC40MIMO_Ant2_5230

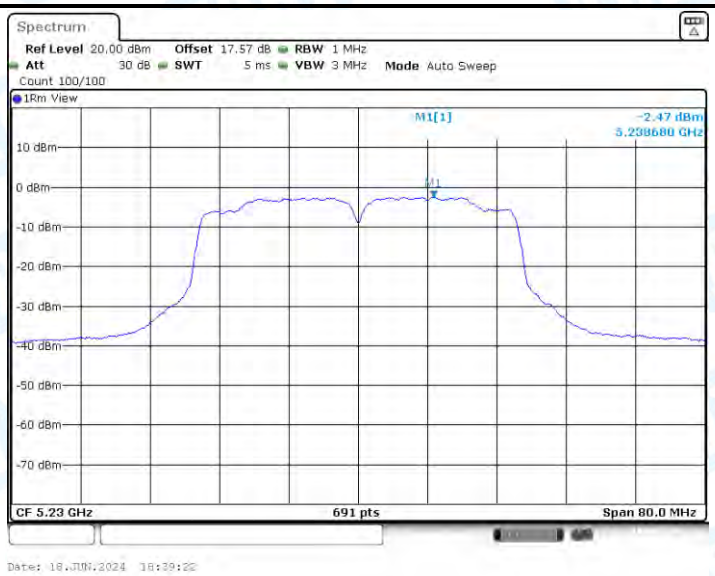

11AC40MIMO_Ant1_5755

11AC40MIMO_Ant2_5755

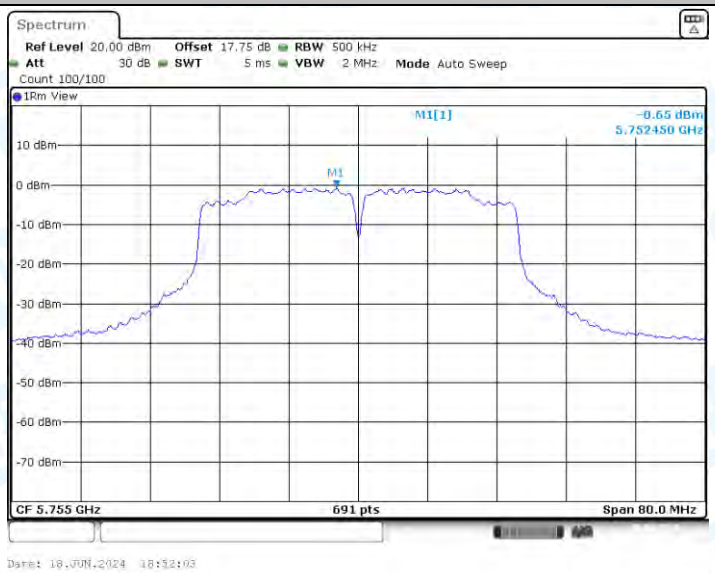

11AC40MIMO_Ant1_5795

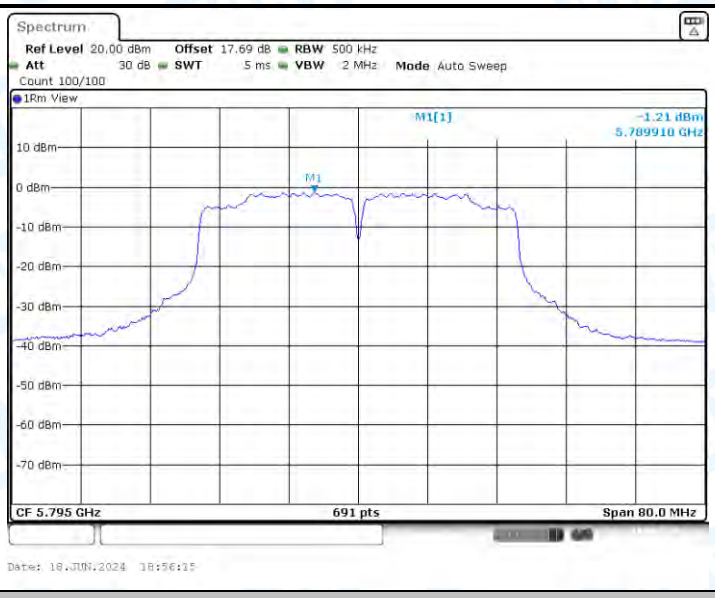

11AC40MIMO_Ant2_5795

11AC80MIMO_Ant1_5210

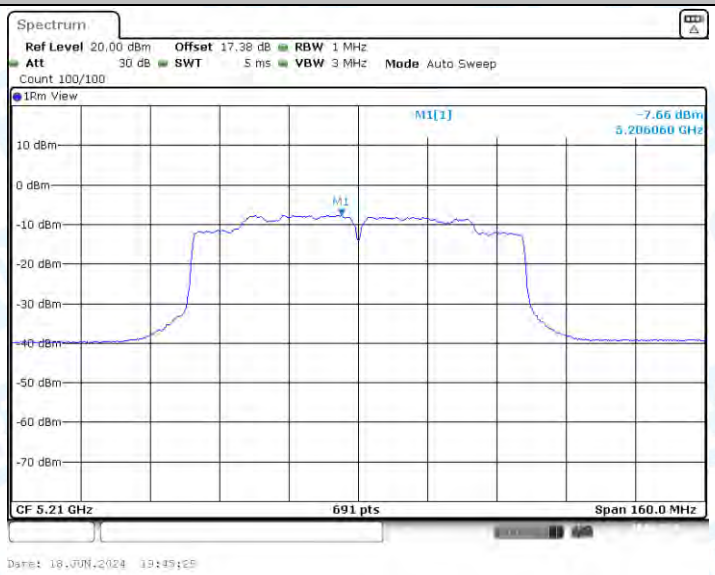

11AC80MIMO_Ant2_5210

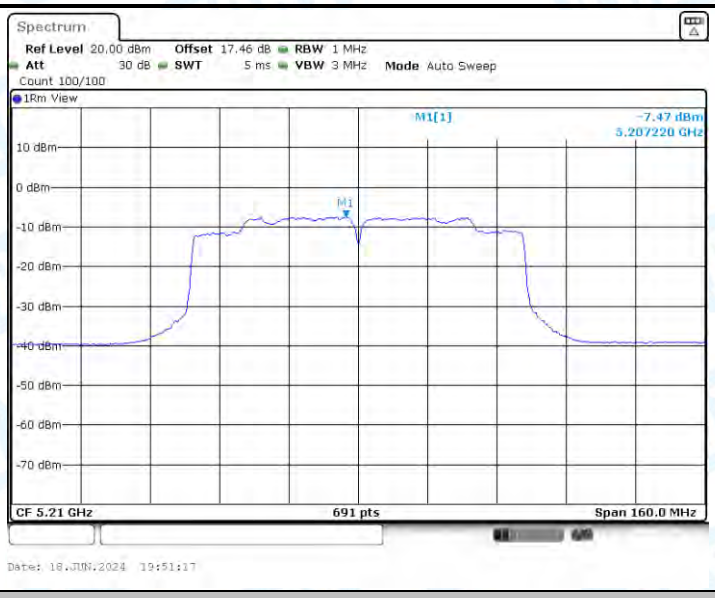

11AC80MIMO_Ant1_5775

11AC80MIMO_Ant2_5775

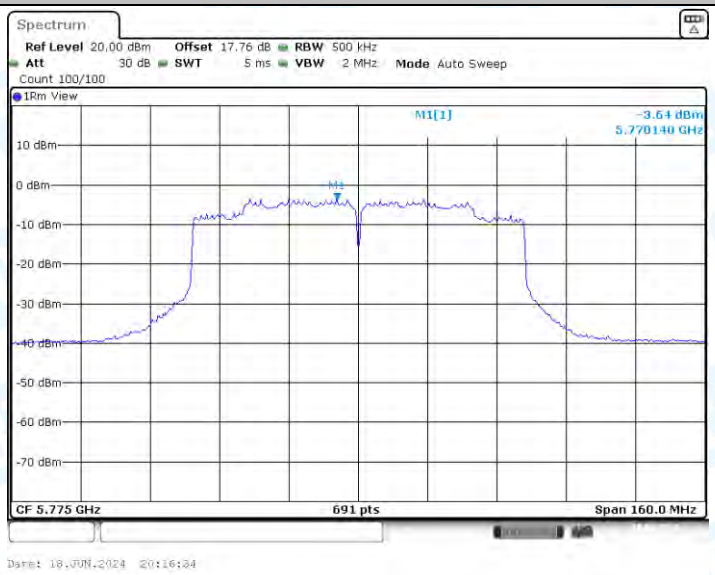

11AX20MIMO_Ant1_5180

11AX20MIMO_Ant2_5180

11AX20MIMO_Ant1_5200

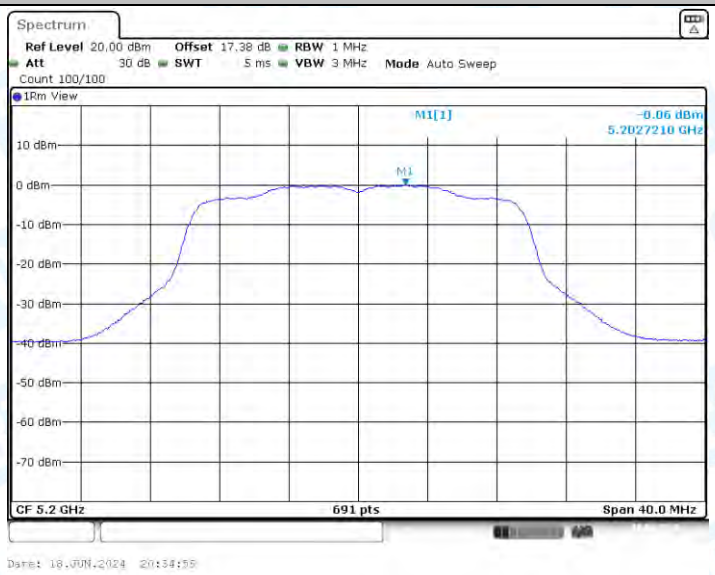

11AX20MIMO_Ant2_5200

11AX20MIMO_Ant1_5240

11AX20MIMO_Ant2_5240

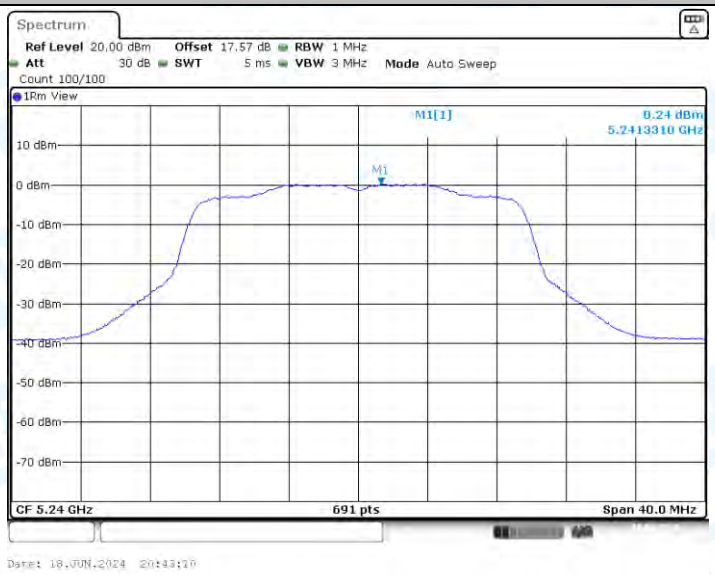

11AX20MIMO_Ant1_5745

11AX20MIMO_Ant2_5745

11AX20MIMO_Ant1_5785

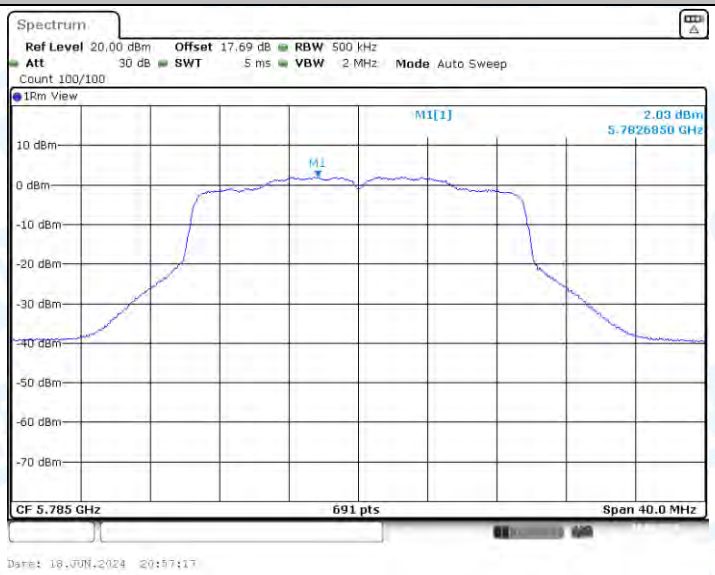

11AX20MIMO_Ant2_5785

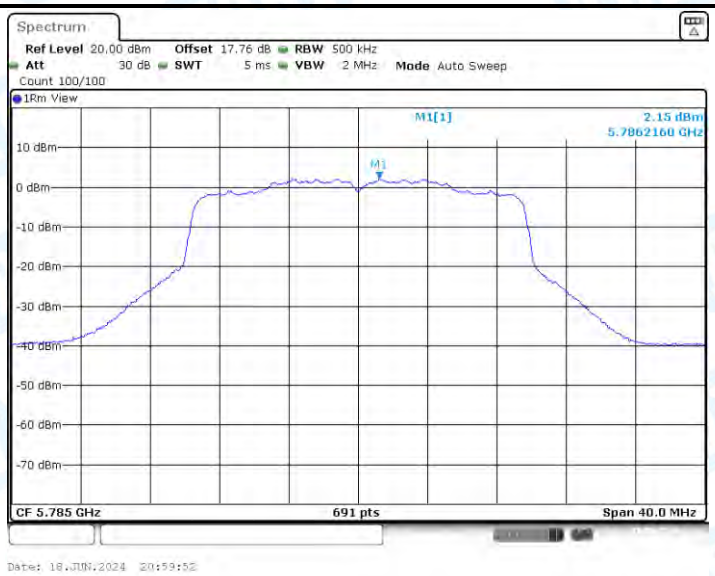

11AX20MIMO_Ant1_5825

11AX20MIMO_Ant2_5825

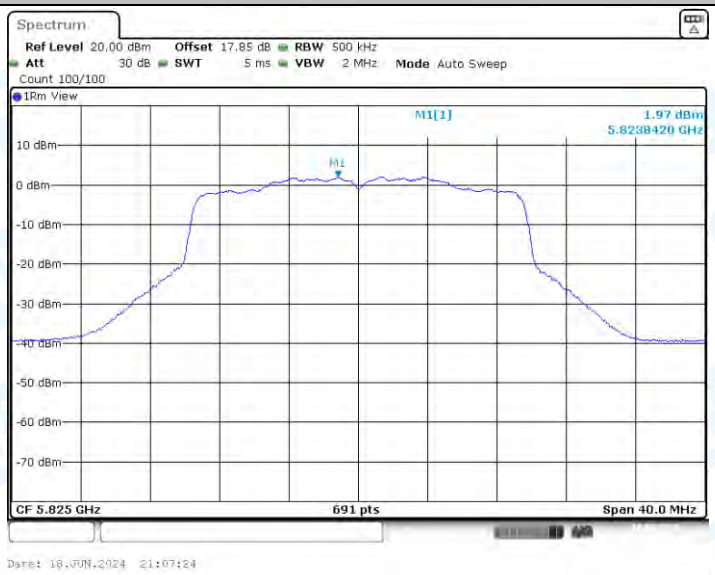

11AX40MIMO_Ant1_5190

11AX40MIMO_Ant2_5190

11AX40MIMO_Ant1_5230

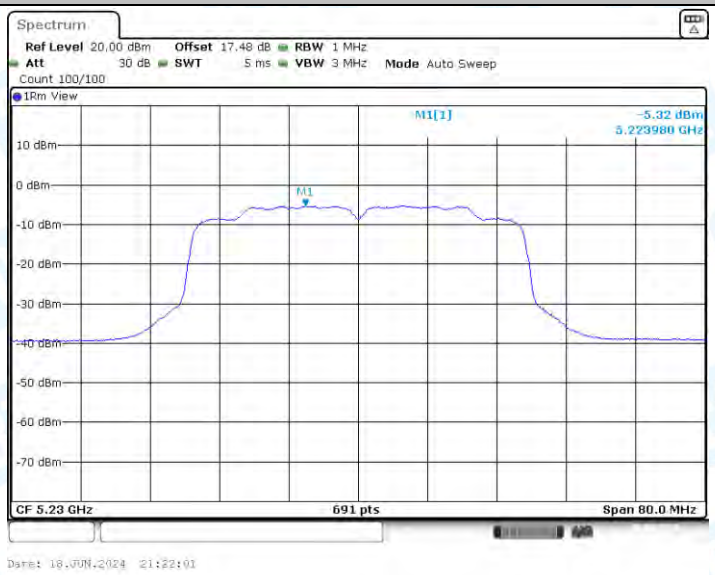

11AX40MIMO_Ant2_5230

11AX40MIMO_Ant1_5755

11AX40MIMO_Ant2_5755

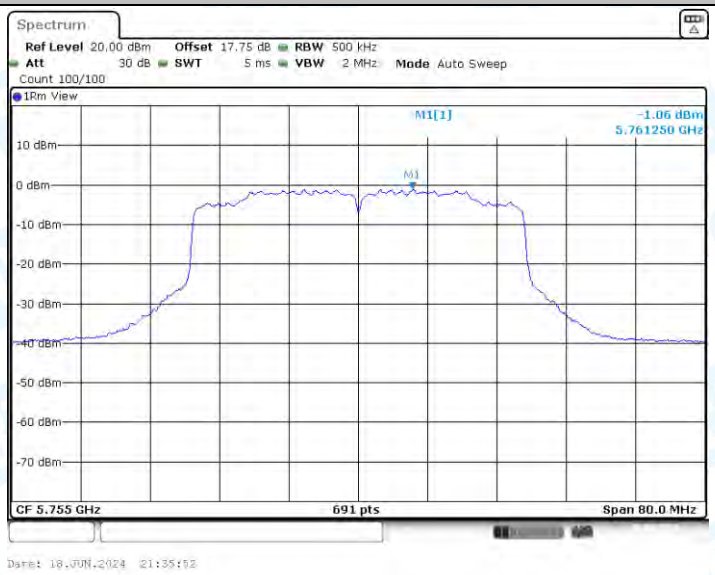

11AX40MIMO_Ant1_5795

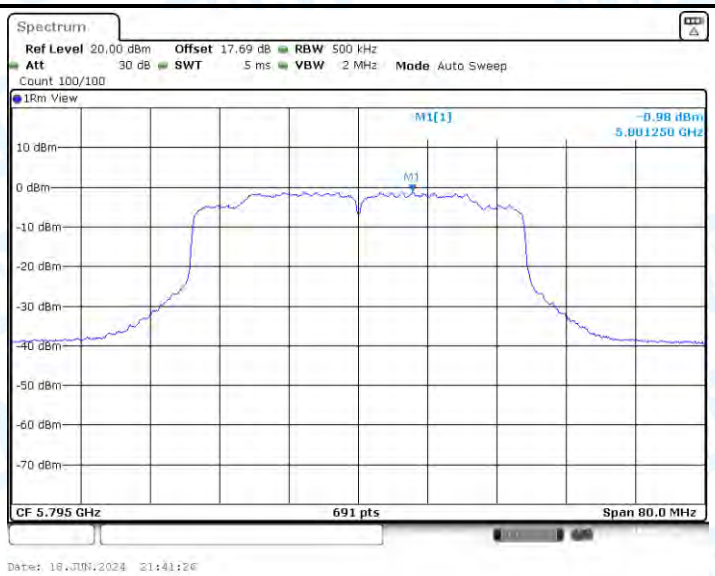

11AX40MIMO_Ant2_5795

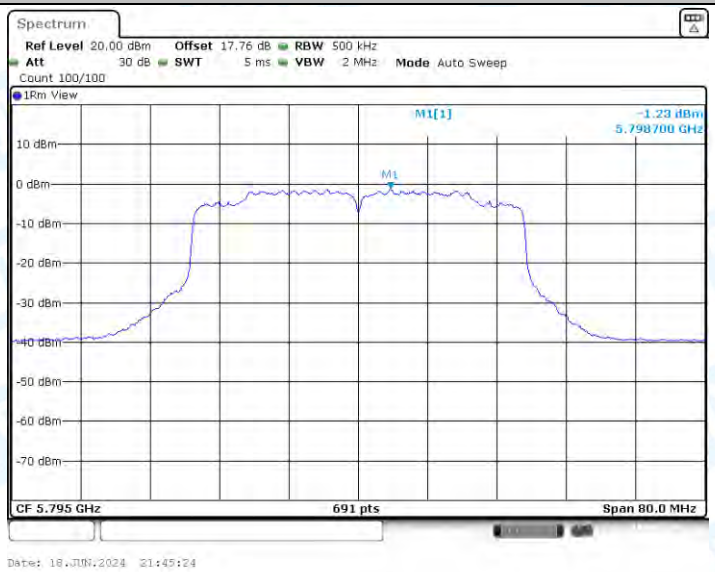

11AX80MIMO_Ant1_5210

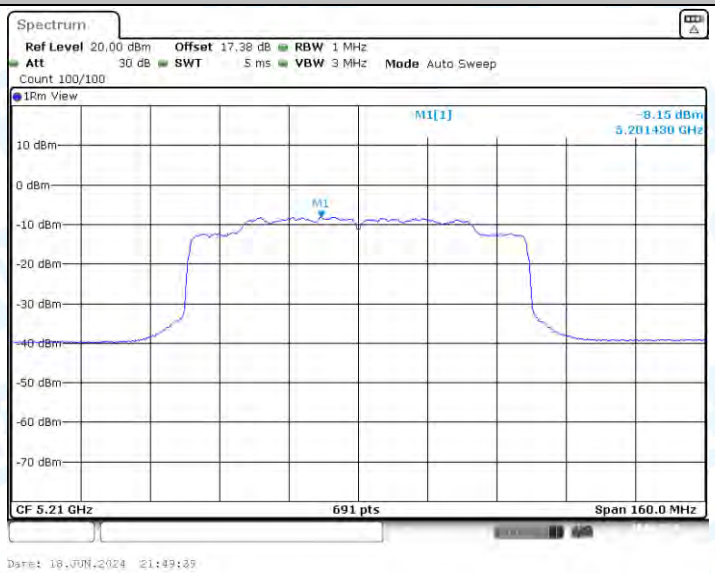

11AX80MIMO_Ant2_5210

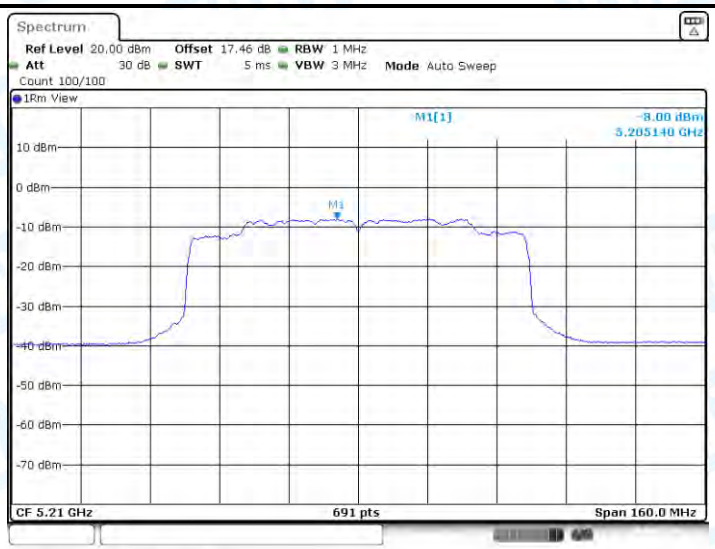

11AX80MIMO_Ant1_5775

11AX80MIMO_Ant2_5775

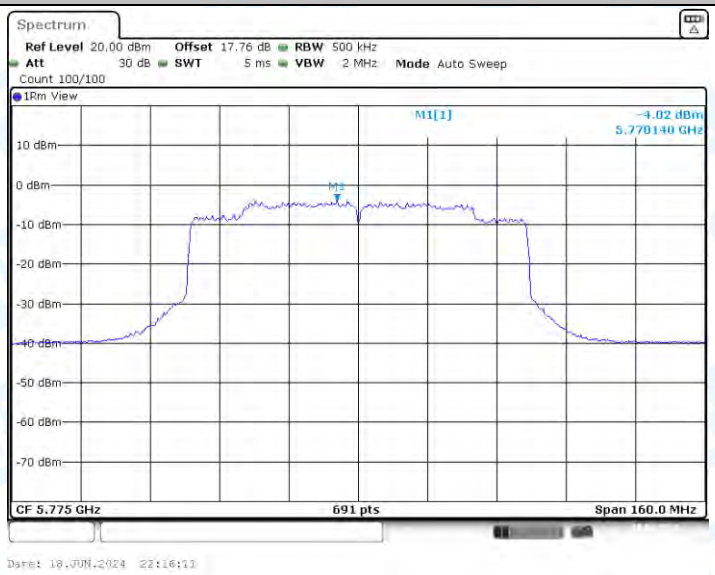

6. Band edge measurements

6.1.Test Result

TestMode	Antenna	ChName	Channel	Result[dBm]	Limit[dBm]	Verdict
11A-CDD	Ant1	Low	5180	-36.29	≤-27	PASS
	Ant2	Low	5180	-31.33	≤-27	PASS
	Ant1	High	5240	-37.03	≤-27	PASS
	Ant2	High	5240	-36.81	≤-27	PASS
11N20MIMO	Ant1	Low	5180	-37.65	≤-27	PASS
	Ant2	Low	5180	-32.71	≤-27	PASS
	Ant1	High	5240	-37.89	≤-27	PASS
	Ant2	High	5240	-37.85	≤-27	PASS
11N40MIMO	Ant1	Low	5190	-38.21	≤-27	PASS
	Ant2	Low	5190	-34.72	≤-27	PASS
	Ant1	High	5230	-37.95	≤-27	PASS
	Ant2	High	5230	-37.73	≤-27	PASS
11AC20MIMO	Ant1	Low	5180	-38.16	≤-27	PASS
	Ant2	Low	5180	-33.79	≤-27	PASS
	Ant1	High	5240	-37.73	≤-27	PASS
	Ant2	High	5240	-38.73	≤-27	PASS
11AC40MIMO	Ant1	Low	5190	-37.57	≤-27	PASS
	Ant2	Low	5190	-34.93	≤-27	PASS
	Ant1	High	5230	-38.17	≤-27	PASS
	Ant2	High	5230	-38.2	≤-27	PASS
11AC80MIMO	Ant1	Low	5210	-37.67	≤-27	PASS
	Ant2	Low	5210	-37.31	≤-27	PASS
	Ant1	High	5210	-38.14	≤-27	PASS
	Ant2	High	5210	-36.54	≤-27	PASS
11AX20MIMO	Ant1	Low	5180	-38.17	≤-27	PASS
	Ant2	Low	5180	-36.15	≤-27	PASS
	Ant1	High	5240	-38.78	≤-27	PASS
	Ant2	High	5240	-37.25	≤-27	PASS
11AX40MIMO	Ant1	Low	5190	-38.31	≤-27	PASS
	Ant2	Low	5190	-37.8	≤-27	PASS
	Ant1	High	5230	-37.63	≤-27	PASS
	Ant2	High	5230	-38.39	≤-27	PASS
11AX80MIMO	Ant1	Low	5210	-37.63	≤-27	PASS
	Ant2	Low	5210	-38.11	≤-27	PASS
	Ant1	High	5210	-36.98	≤-27	PASS
	Ant2	High	5210	-39.05	≤-27	PASS

TestMode	Antenna	ChName	Channel	FreqRange [MHz]	Result [dBm]	Limit [dBm]	Verdict
11A-CDD	Ant1	Low	5745	5650~5700	-29.08	≤9.14	PASS
				5700~5720	-18.06	≤14.43	PASS
				5720~5725	-8.15	≤27.00	PASS
				5760~5650	-38.22	≤-27	PASS
	Ant2	Low	5745	5650~5700	-31.61	≤9.01	PASS
				5700~5720	-22.99	≤15.04	PASS
				5720~5725	-14.47	≤25.48	PASS
				5760~5650	-37.69	≤-27	PASS
	Ant1	High	5825	5850~5855	-22.75	≤21.60	PASS
				5855~5875	-25.31	≤10.16	PASS
				5875~5925	-33.19	≤-25.17	PASS
				5925~5935	-36.52	≤-27	PASS
	Ant2	High	5825	5850~5855	-26	≤16.25	PASS
				5855~5875	-26.17	≤10.27	PASS
				5875~5925	-36.12	≤-25.31	PASS
				5925~5935	-37.99	≤-27	PASS
11N20MIMO	Ant1	Low	5745	5650~5700	-26.53	≤9.38	PASS
				5700~5720	-17.99	≤15.46	PASS
				5720~5725	-9.95	≤27.00	PASS
				5760~5650	-36.99	≤-27	PASS
	Ant2	Low	5745	5650~5700	-31.74	≤7.66	PASS
				5700~5720	-21.45	≤15.60	PASS
				5720~5725	-12.07	≤26.24	PASS
				5760~5650	-38.73	≤-27	PASS
	Ant1	High	5825	5850~5855	-21.13	≤17.14	PASS
				5855~5875	-28.3	≤10.60	PASS
				5875~5925	-34.01	≤-26.90	PASS
				5925~5935	-37.34	≤-27	PASS
	Ant2	High	5825	5850~5855	-23.54	≤16.25	PASS
				5855~5875	-27.5	≤10.60	PASS
				5875~5925	-34.49	≤-26.32	PASS
				5925~5935	-38.19	≤-27	PASS
11N40MIMO	Ant1	Low	5755	5650~5700	-28.77	≤9.84	PASS
				5700~5720	-18.49	≤14.65	PASS
				5720~5725	-18.49	≤25.71	PASS
				5780~5650	-35.38	≤-27	PASS
	Ant2	Low	5755	5650~5700	-31.92	≤8.25	PASS
				5700~5720	-21.17	≤15.42	PASS
				5720~5725	-19.54	≤23.93	PASS
				5780~5650	-38.91	≤-27	PASS
	Ant1	High	5795	5850~5855	-32.65	≤16.94	PASS
				5855~5875	-32.71	≤13.72	PASS

				5875~5925	-34.23	≤-21.71	PASS
				5925~5935	-38.03	≤-27	PASS
	Ant2	High	5795	5850~5855	-34.42	≤22.39	PASS
				5855~5875	-35.3	≤10.17	PASS
				5875~5925	-36.83	≤-11.98	PASS
				5925~5935	-37.09	≤-27	PASS
11AC20MIMO	Ant1	Low	5745	5650~5700	-35.63	≤10.00	PASS
				5700~5720	-29.53	≤14.53	PASS
				5720~5725	-27.6	≤26.62	PASS
				5760~5650	-38.48	≤-27	PASS
	Ant2	Low	5745	5650~5700	-36.82	≤0.38	PASS
				5700~5720	-30.68	≤15.60	PASS
				5720~5725	-24.59	≤27.00	PASS
				5760~5650	-38.98	≤-27	PASS
	Ant1	High	5825	5850~5855	-31.18	≤22.49	PASS
				5855~5875	-33.67	≤10.60	PASS
				5875~5925	-36.31	≤-17.20	PASS
				5925~5935	-37.54	≤-27	PASS
	Ant2	High	5825	5850~5855	-34.49	≤16.25	PASS
				5855~5875	-36.13	≤10.32	PASS
				5875~5925	-36.96	≤-21.84	PASS
				5925~5935	-37.89	≤-27	PASS
11AC40MIMO	Ant1	Low	5755	5650~5700	-31.37	≤8.10	PASS
				5700~5720	-26.68	≤15.36	PASS
				5720~5725	-24.03	≤24.82	PASS
				5780~5650	-35.91	≤-27	PASS
	Ant2	Low	5755	5650~5700	-35.14	≤8.25	PASS
				5700~5720	-28.88	≤15.20	PASS
				5720~5725	-26.52	≤23.04	PASS
				5780~5650	-37.97	≤-27	PASS
	Ant1	High	5795	5850~5855	-33.9	≤22.39	PASS
				5855~5875	-33.81	≤11.24	PASS
				5875~5925	-34.09	≤-26.13	PASS
				5925~5935	-37.58	≤-27	PASS
	Ant2	High	5795	5850~5855	-36.54	≤19.67	PASS
				5855~5875	-35.23	≤13.79	PASS
				5875~5925	-36.53	≤-25.95	PASS
				5925~5935	-37.97	≤-27	PASS
11AC80MIMO	Ant1	Low	5775	5650~5700	-30.09	≤9.20	PASS
				5700~5720	-27.26	≤15.04	PASS
				5720~5725	-24.87	≤24.88	PASS
				5800~5650	-33	≤-27	PASS
		High	5775	5850~5855	-30.58	≤19.90	PASS
				5855~5875	-34.26	≤14.08	PASS
				5875~5925	-34.54	≤-26.25	PASS

				5925~5935	-36.68	≤-27	PASS
	Ant2	Low	5775	5650~5700	-33.76	≤3.04	PASS
				5700~5720	-29.81	≤15.29	PASS
				5720~5725	-26.55	≤26.42	PASS
				5800~5650	-37.45	≤-27	PASS
		High	5775	5850~5855	-34.1	≤18.06	PASS
				5855~5875	-33.12	≤11.76	PASS
				5875~5925	-36.65	≤-8.79	PASS
				5925~5935	-38.18	≤-27	PASS
11AX20MIMO	Ant1	Low	5745	5650~5700	-37.32	≤7.90	PASS
				5700~5720	-33.8	≤14.81	PASS
				5720~5725	-28.34	≤25.48	PASS
				5760~5650	-39.01	≤-27	PASS
	Ant2	Low	5745	5650~5700	-36.97	≤-13.56	PASS
				5700~5720	-28.41	≤15.46	PASS
				5720~5725	-28.72	≤15.98	PASS
				5760~5650	-39.93	≤-27	PASS
	Ant1	High	5825	5850~5855	-34.99	≤15.80	PASS
				5855~5875	-34.29	≤10.38	PASS
				5875~5925	-35.23	≤9.29	PASS
				5925~5935	-38.12	≤-27	PASS
	Ant2	High	5825	5850~5855	-32.86	≤16.69	PASS
				5855~5875	-36.92	≤15.58	PASS
				5875~5925	-35.74	≤0.46	PASS
				5925~5935	-37.36	≤-27	PASS
11AX40MIMO	Ant1	Low	5755	5650~5700	-32.4	≤6.08	PASS
				5700~5720	-28.37	≤15.25	PASS
				5720~5725	-28.57	≤17.23	PASS
				5780~5650	-37.64	≤-27	PASS
	Ant2	Low	5755	5650~5700	-37.12	≤-10.00	PASS
				5700~5720	-30.21	≤15.47	PASS
				5720~5725	-28.31	≤23.04	PASS
				5780~5650	-38.48	≤-27	PASS
	Ant1	High	5795	5850~5855	-35.15	≤24.03	PASS
				5855~5875	-34.3	≤11.24	PASS
				5875~5925	-36.31	≤-23.83	PASS
				5925~5935	-37.43	≤-27	PASS
	Ant2	High	5795	5850~5855	-37.64	≤26.75	PASS
				5855~5875	-36.37	≤13.59	PASS
				5875~5925	-36.55	≤-14.10	PASS
				5925~5935	-38.84	≤-27	PASS
11AX80MIMO	Ant1	Low	5775	5650~5700	-31.96	≤9.36	PASS
				5700~5720	-28.7	≤13.66	PASS
				5720~5725	-26.36	≤26.93	PASS
				5800~5650	-35.89	≤-27	PASS

		High	5775	5850~5855	-35.03	≤23.56	PASS
				5855~5875	-34.83	≤11.30	PASS
				5875~5925	-35.79	≤-25.26	PASS
				5925~5935	-37.6	≤-27	PASS
	Ant2	Low	5775	5650~5700	-32.66	≤4.38	PASS
				5700~5720	-30.39	≤13.47	PASS
				5720~5725	-25.8	≤26.93	PASS
				5800~5650	-37.86	≤-27	PASS
		High	5775	5850~5855	-36.64	≤15.62	PASS
				5855~5875	-36.86	≤11.45	PASS
				5875~5925	-36.35	≤-12.56	PASS
				5925~5935	-37.77	≤-27	PASS

6.2.Test Graphs

11A-CDD_Ant1_Low_5180

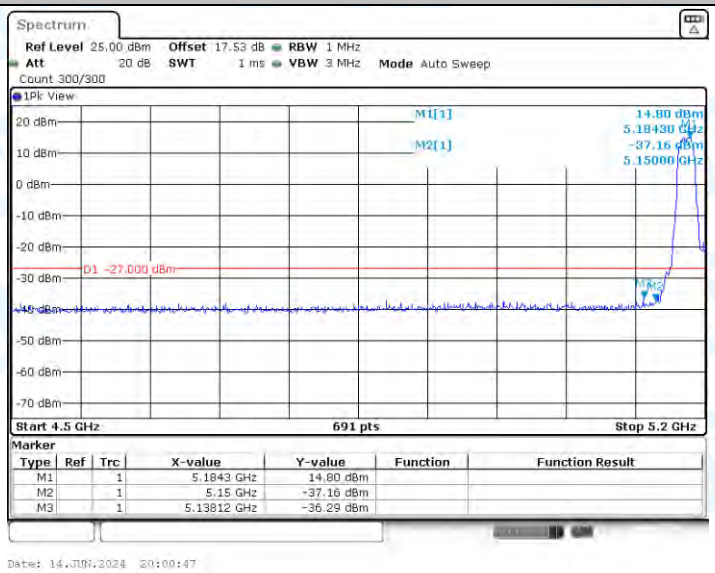

11A-CDD_Ant2_Low_5180

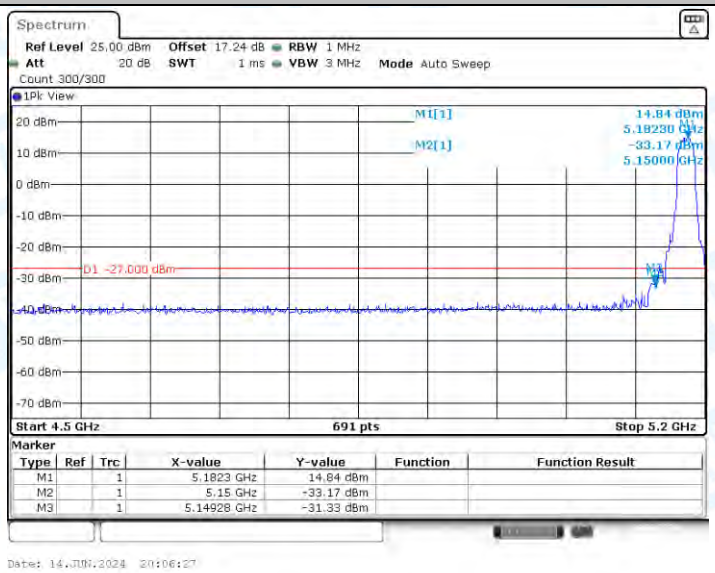

11A-CDD_Ant1_High_5240

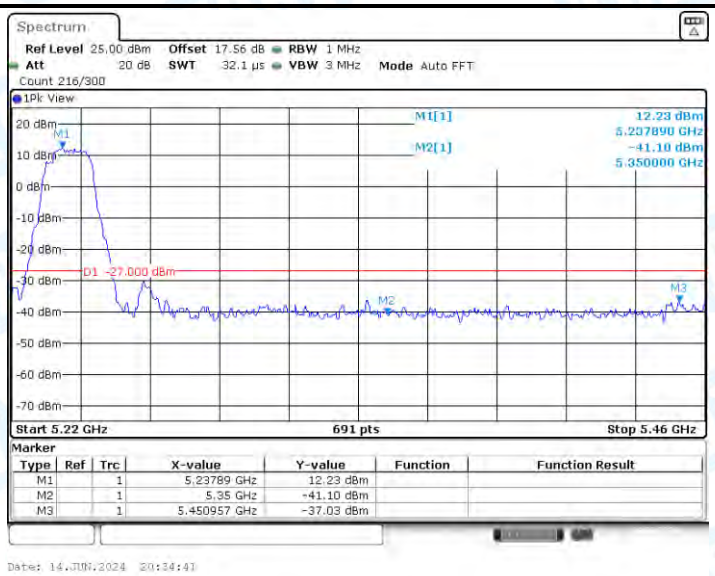

11A-CDD_Ant2_High_5240

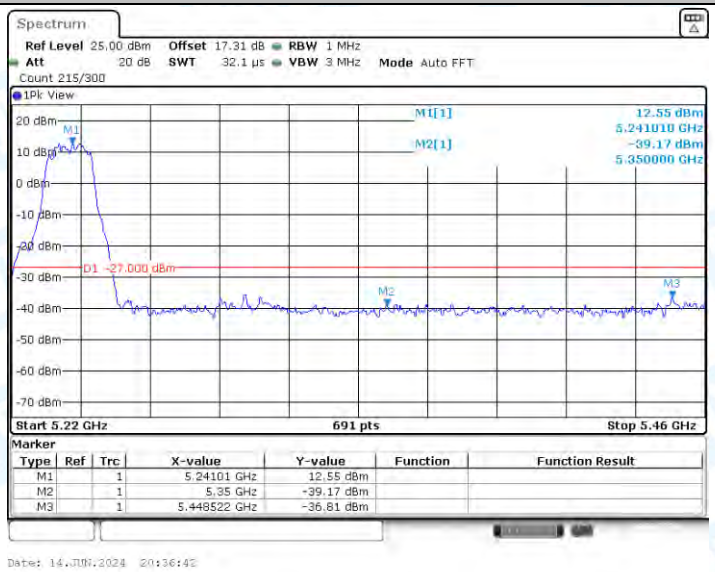

11N20MIMO_Ant1_Low_5180

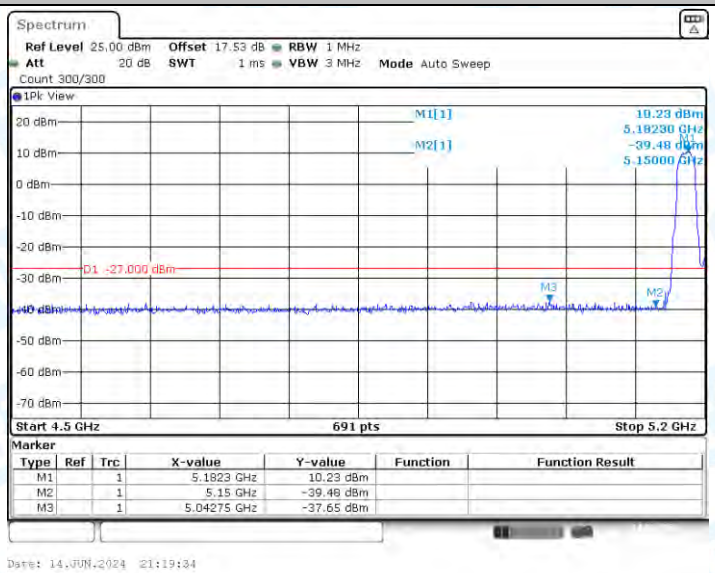

11N20MIMO_Ant2_Low_5180

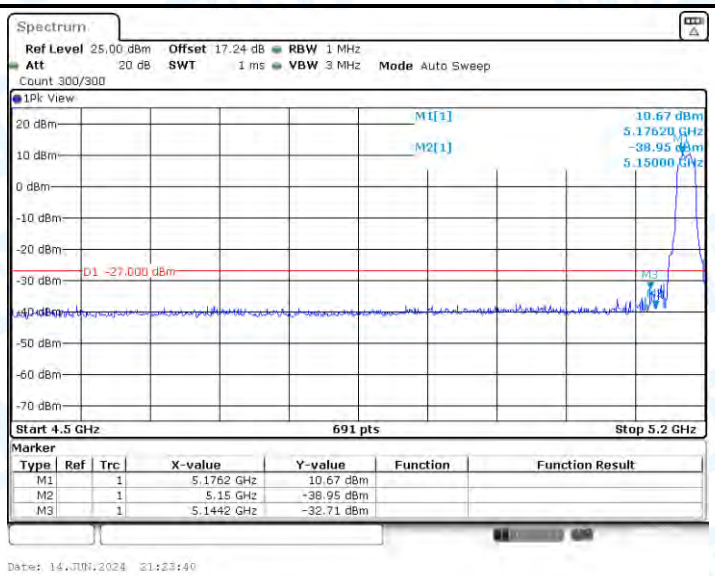

11N20MIMO_Ant1_High_5240

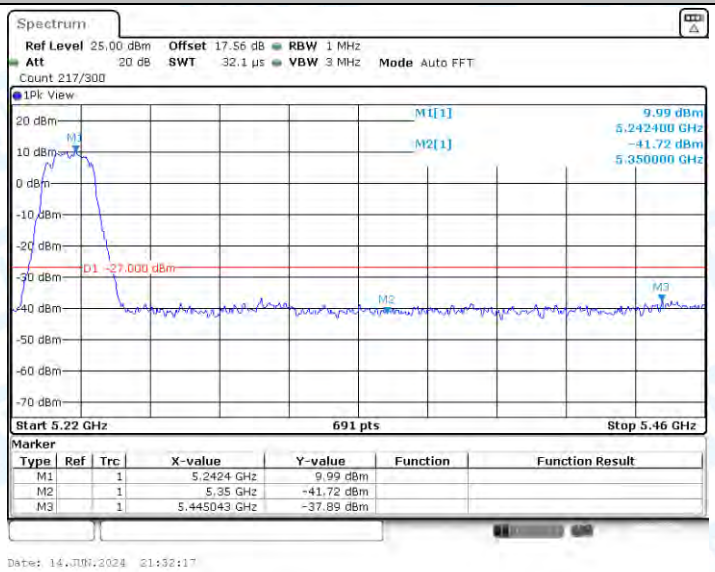

11N20MIMO_Ant2_High_5240

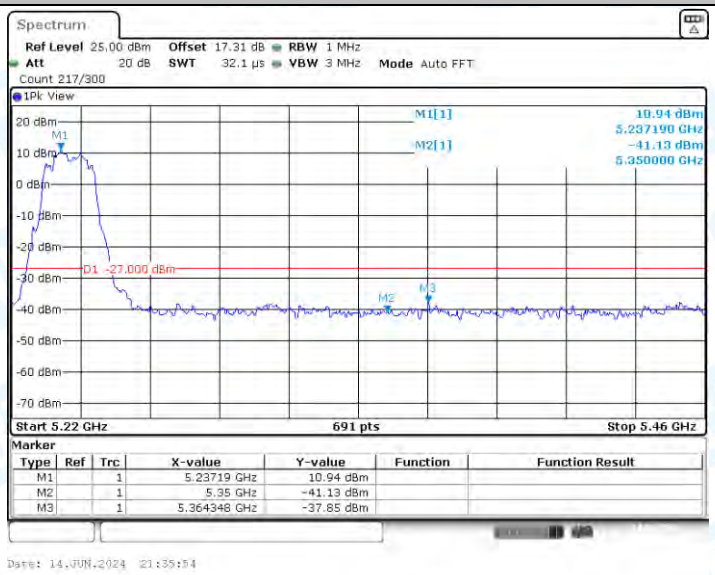

11N40MIMO_Ant1_Low_5190

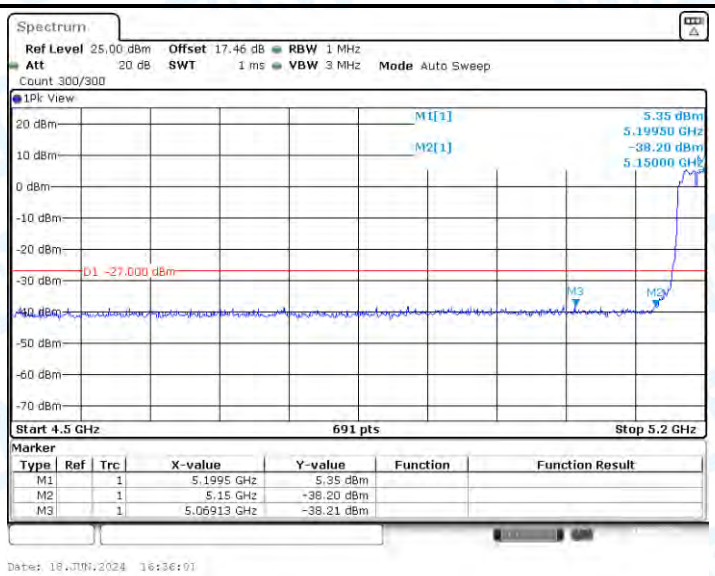

11N40MIMO_Ant2_Low_5190

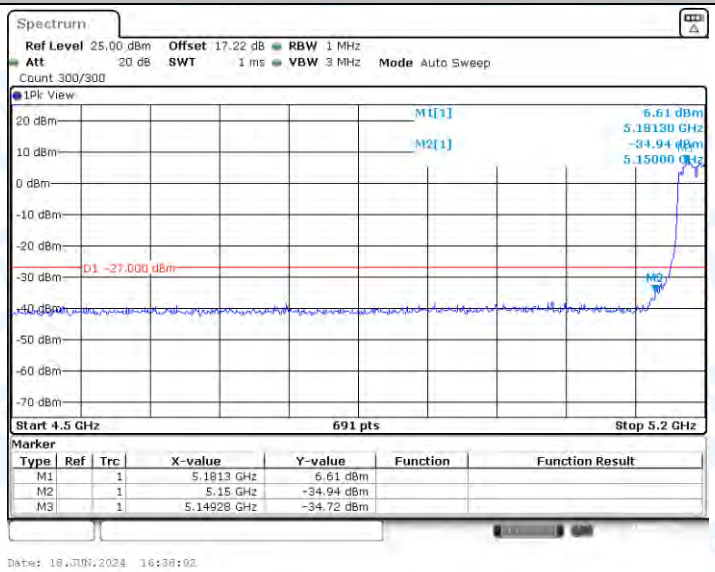

11N40MIMO_Ant1_High_5230

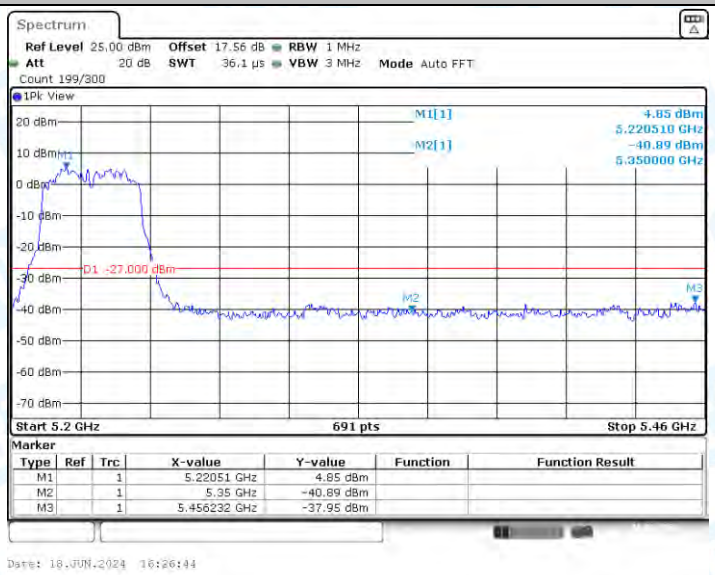

11N40MIMO_Ant2_High_5230

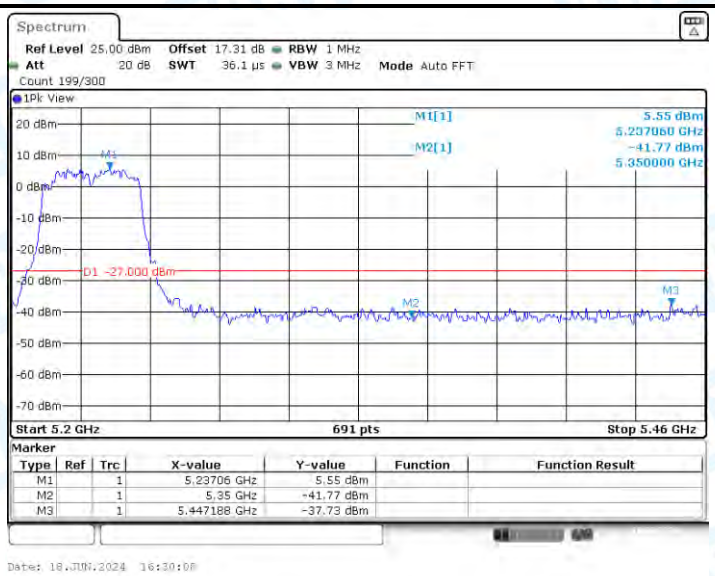

11AC20MIMO_Ant1_Low_5180

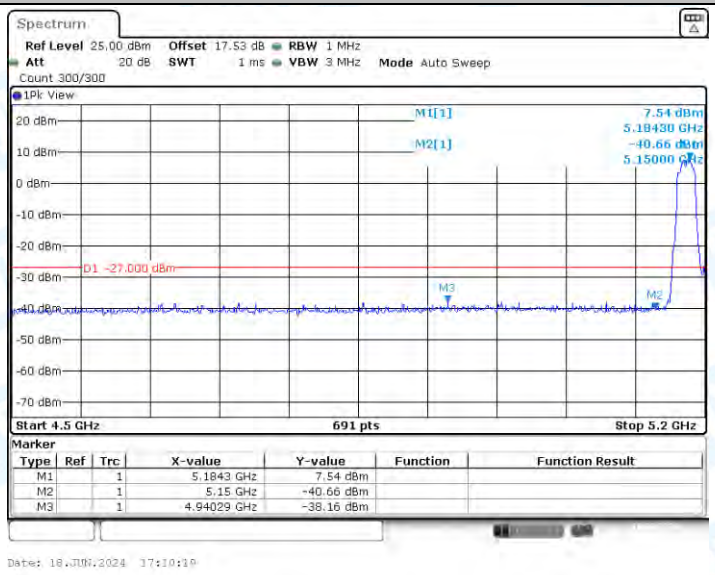

11AC20MIMO_Ant2_Low_5180

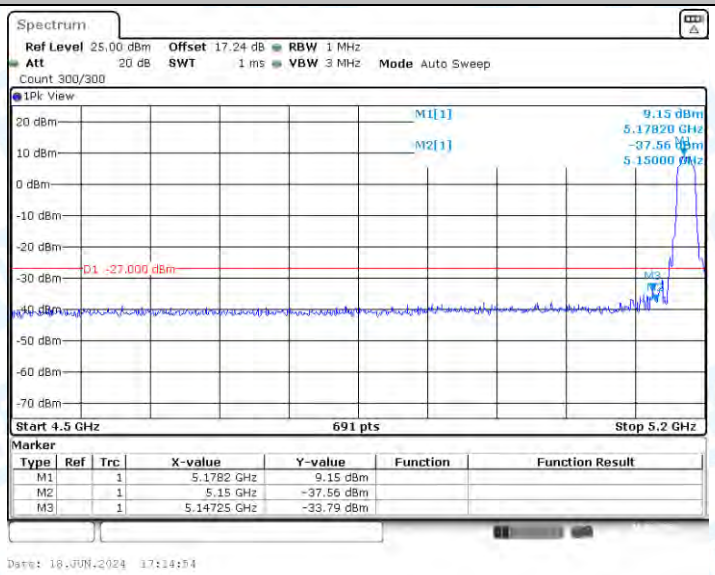

11AC20MIMO_Ant1_High_5240

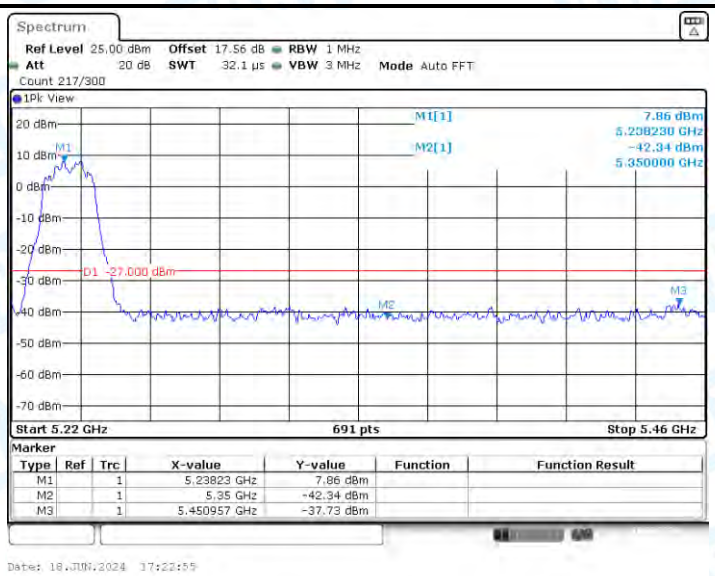

11AC20MIMO_Ant2_High_5240

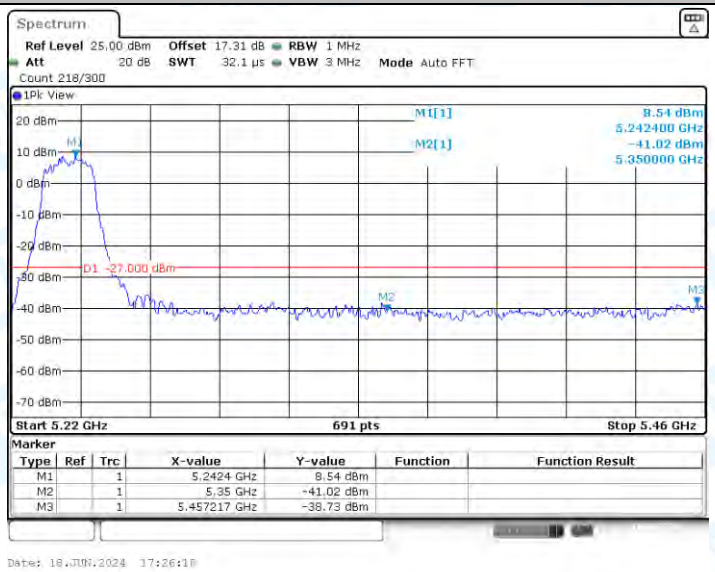

11AC40MIMO_Ant1_Low_5190

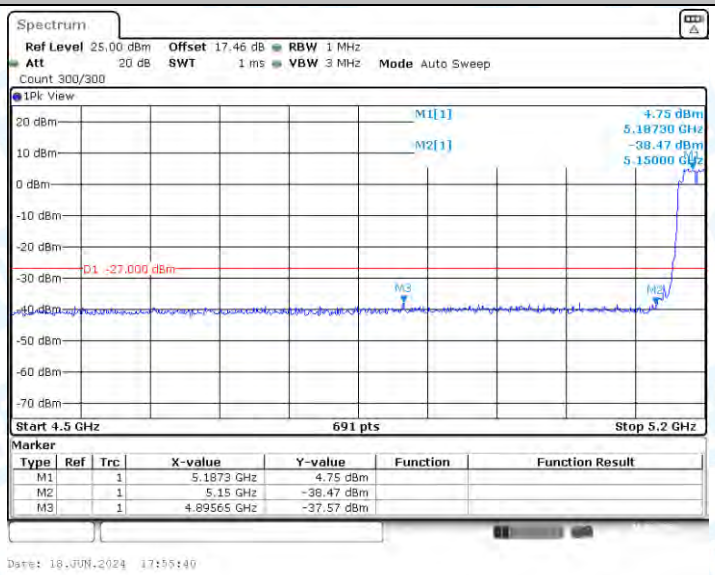

11AC40MIMO_Ant2_Low_5190

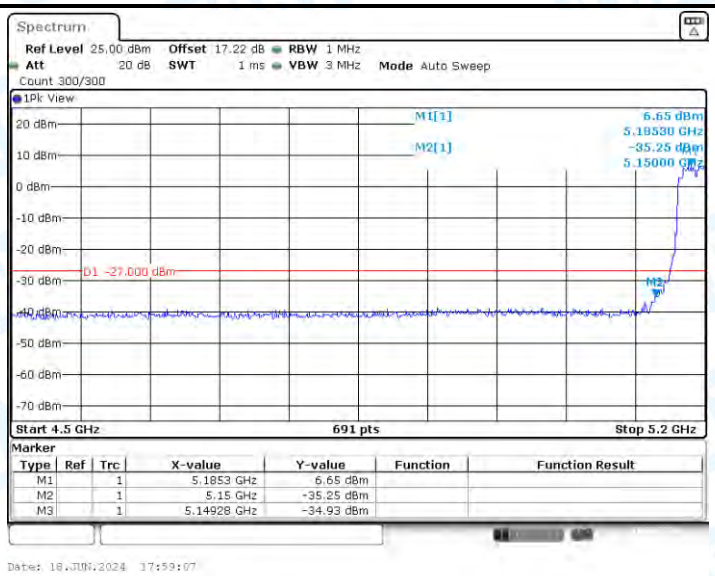

11AC40MIMO_Ant1_High_5230

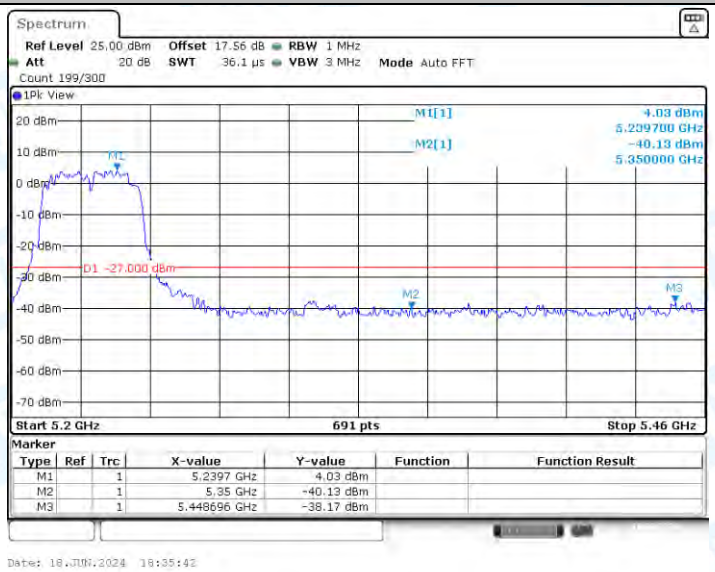

11AC40MIMO_Ant2_High_5230

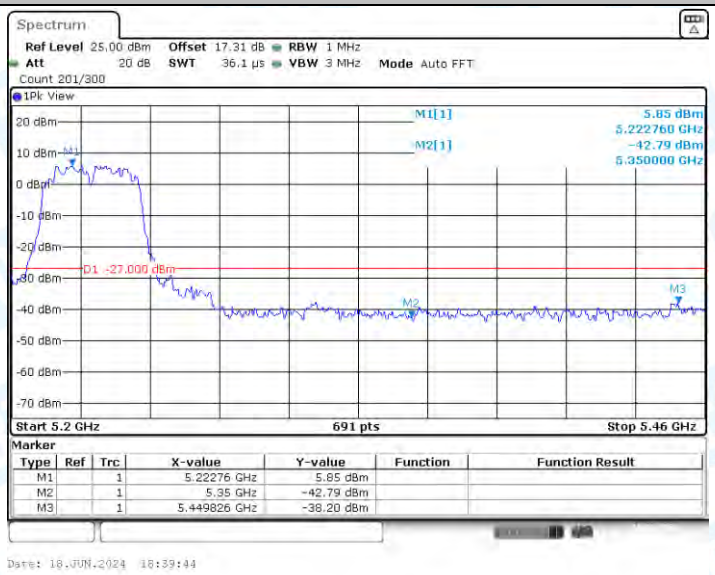

11AC80MIMO_Ant1_Low_5210

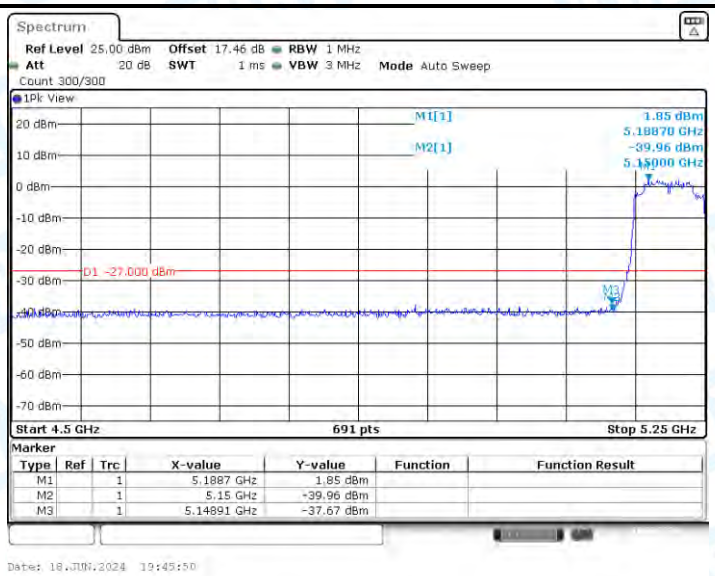

11AC80MIMO_Ant2_Low_5210

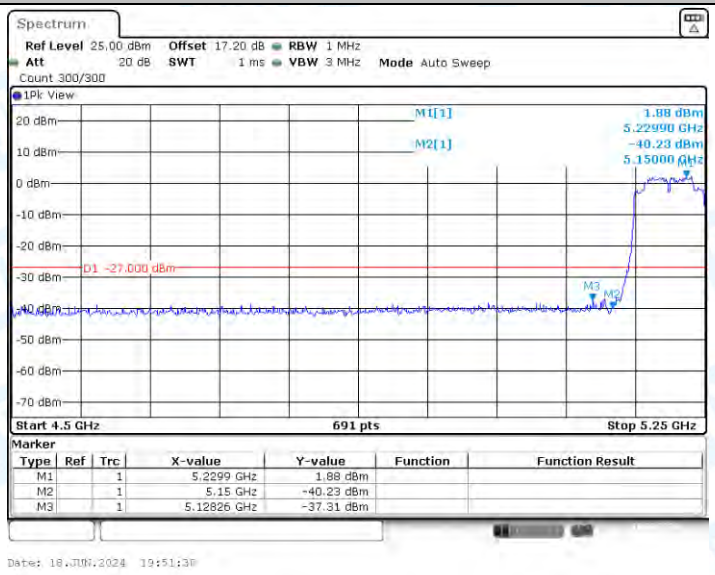

11AC80MIMO_Ant1_High_5210

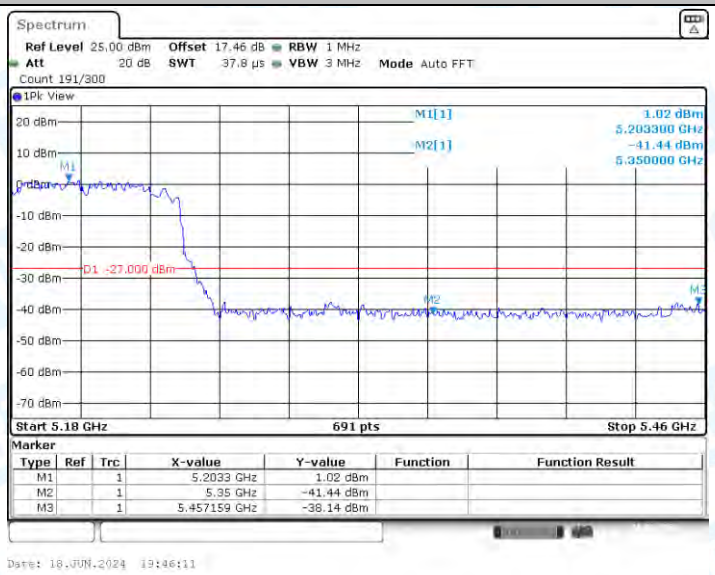

11AC80MIMO_Ant2_High_5210

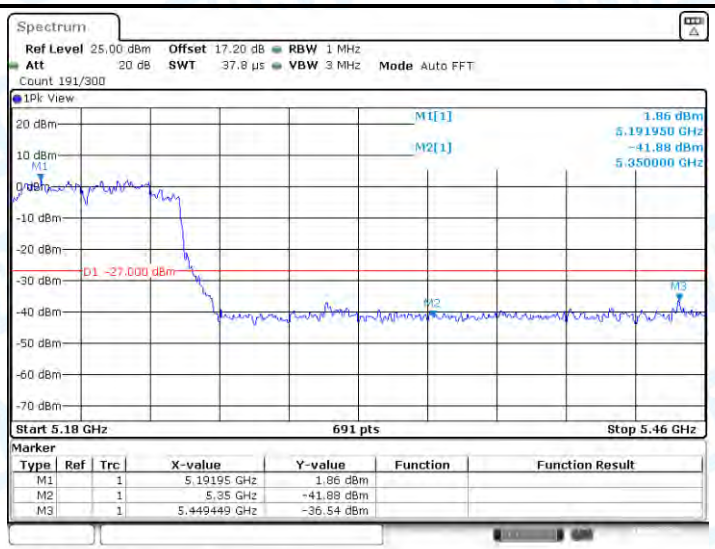

11AX20MIMO_Ant1_Low_5180

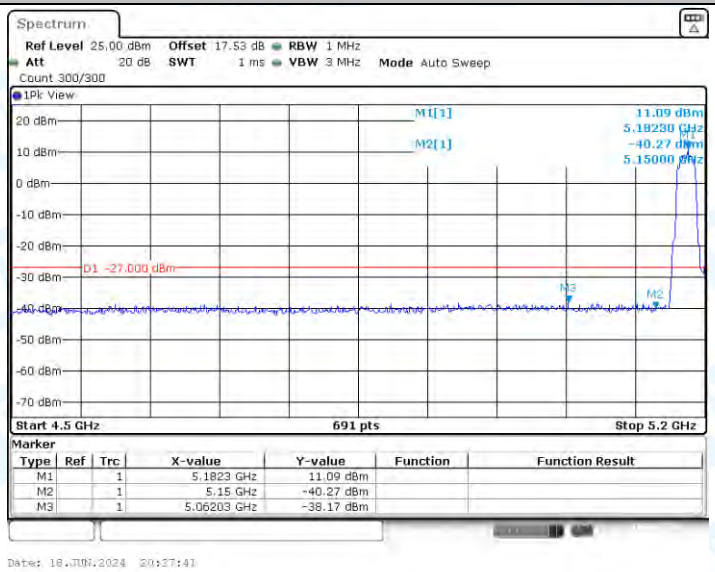

11AX20MIMO_Ant2_Low_5180

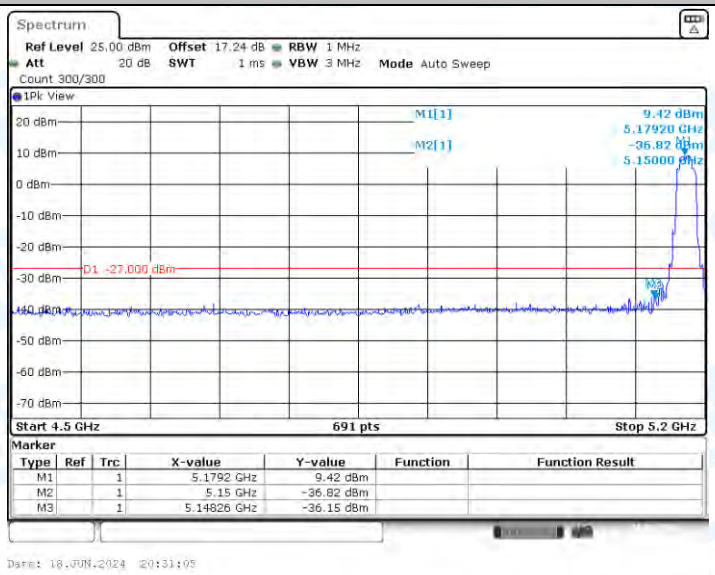

11AX20MIMO_Ant1_High_5240

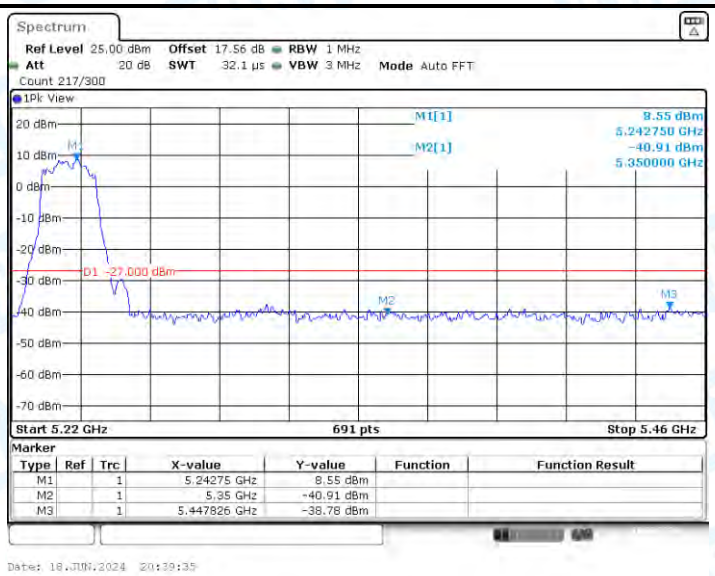

11AX20MIMO_Ant2_High_5240

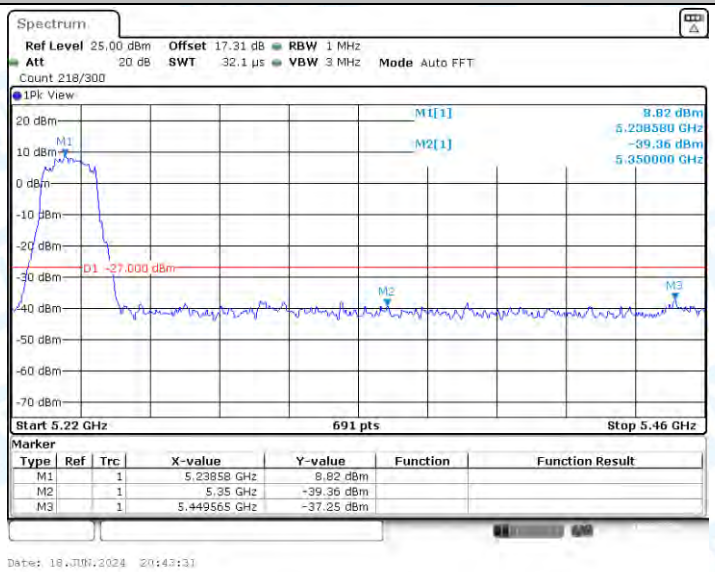

11AX40MIMO_Ant1_Low_5190

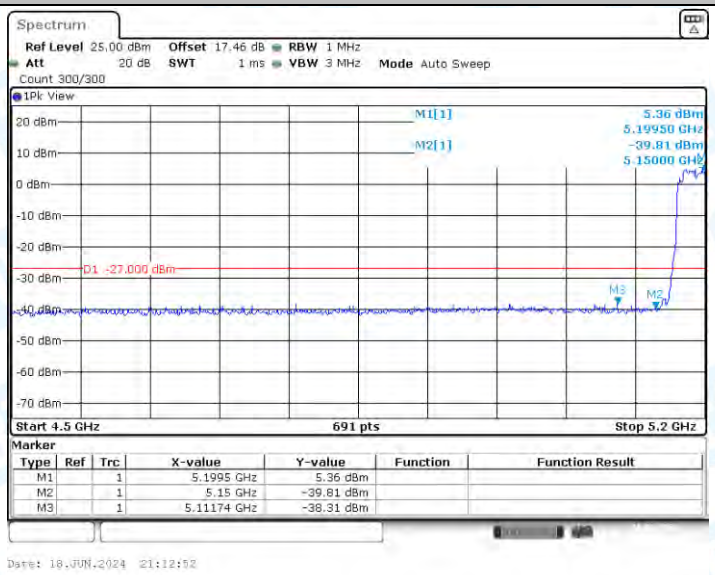

11AX40MIMO_Ant2_Low_5190

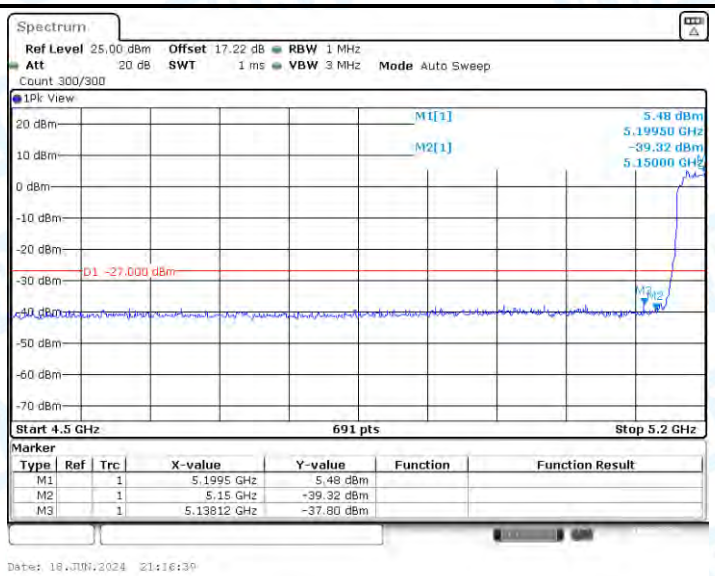

11AX40MIMO_Ant1_High_5230

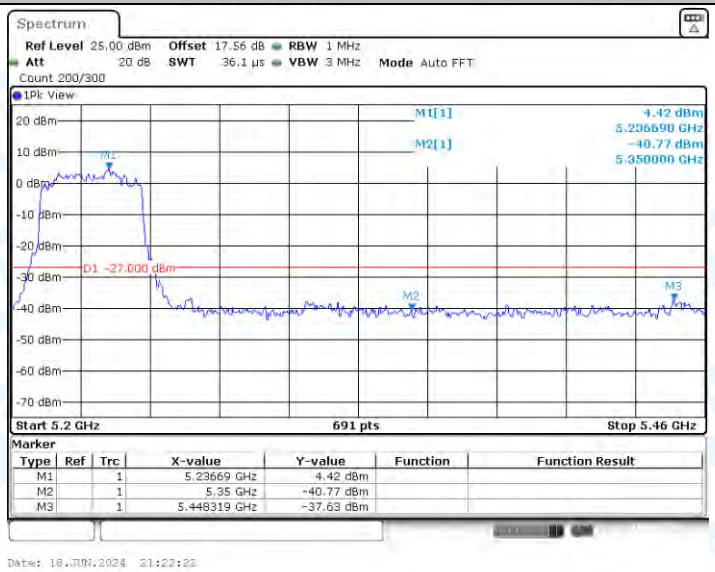

11AX40MIMO_Ant2_High_5230

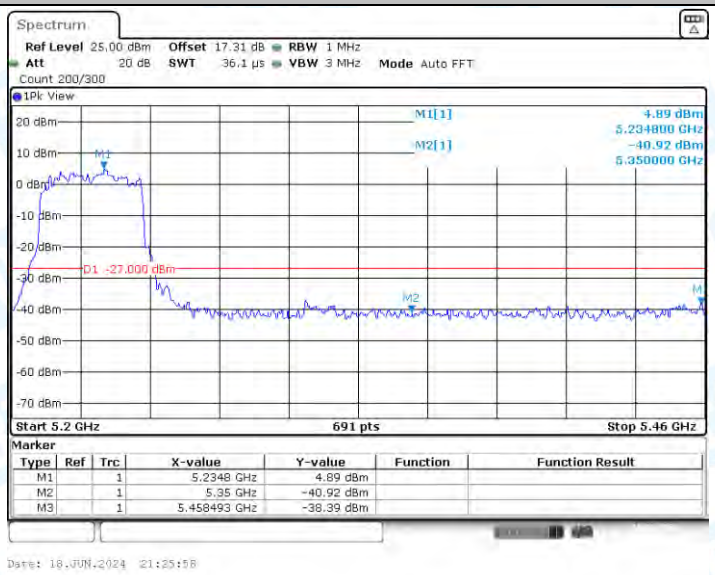

11AX80MIMO_Ant1_Low_5210

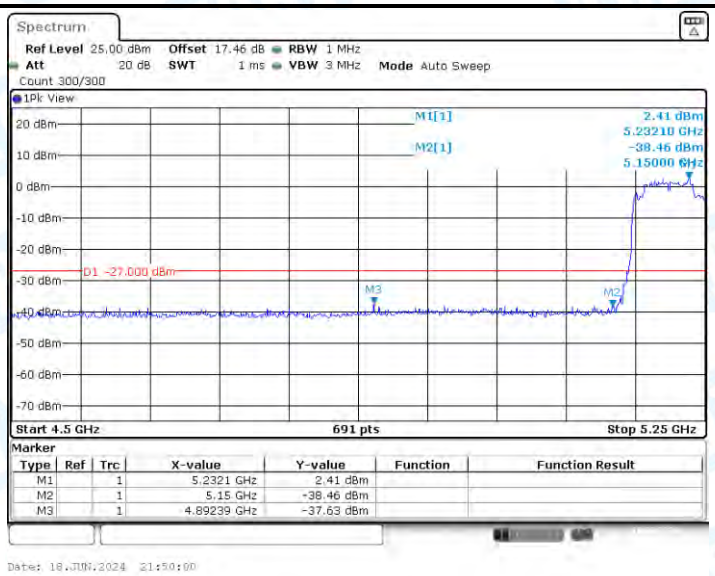

11AX80MIMO_Ant2_Low_5210

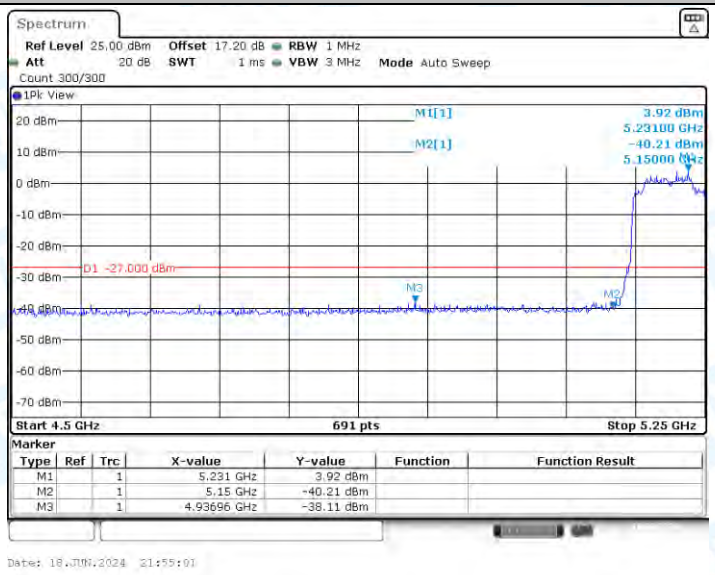

11AX80MIMO_Ant1_High_5210

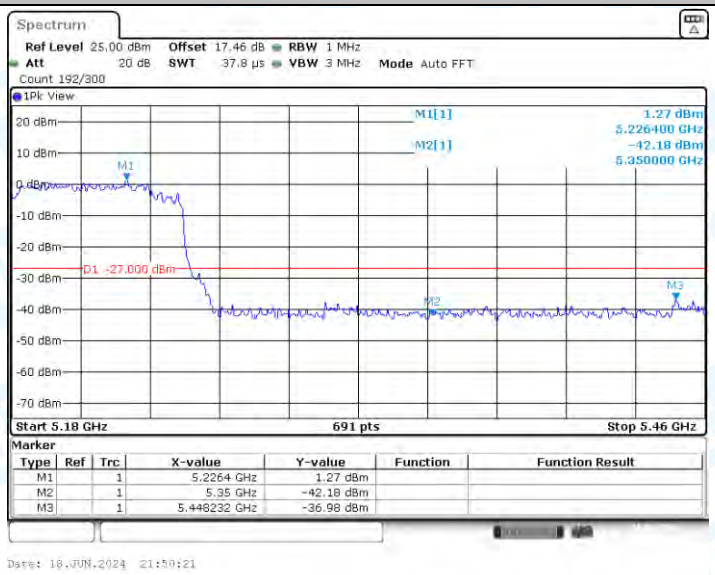

11AX80MIMO_Ant2_High_5210

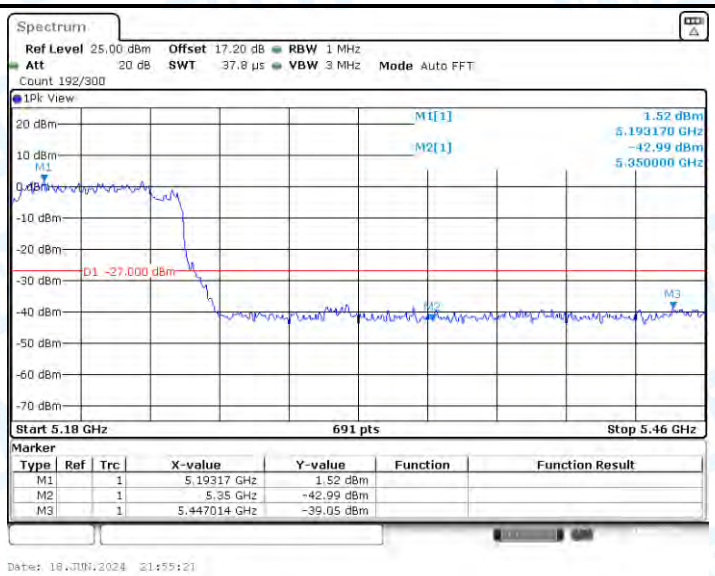
Spectrum
Ref Level 25.00 dBm Offset 17.20 dB RBW 1 MHz
Att 20 dB SWT 37.8 µs VBW 3 MHz Mode Auto FFT
Count 192/300
1Pk View
M1[1] 1.52 dBm 5.193170 GHz
M2[1] -42.99 dBm 5.350000 GHz
D1 -27.000 dBm
Start 5.18 GHz 691 pts Stop 5.46 GHz
Marker
Type Ref Trc X-value Y-value Function Function Result
M1 1 5.19317 GHz 1.52 dBm
M2 1 5.35 GHz -42.99 dBm
M3 1 5.447014 GHz -39.05 dBm
Date: 18.JUN.2024 21:55:21

11A-CDD_Ant1_Low_5745

11A-CDD_Ant2_Low_5745

11A-CDD_Ant1_High_5825

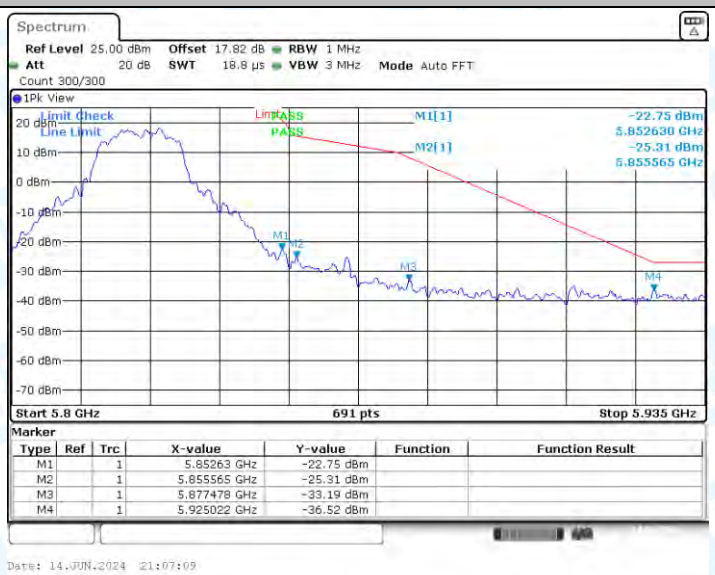

11A-CDD_Ant2_High_5825

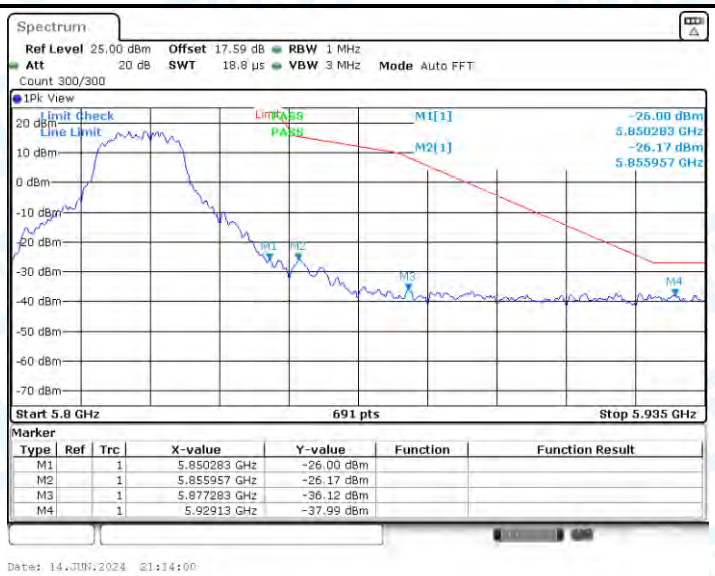

11N20MIMO_Ant1_Low_5745

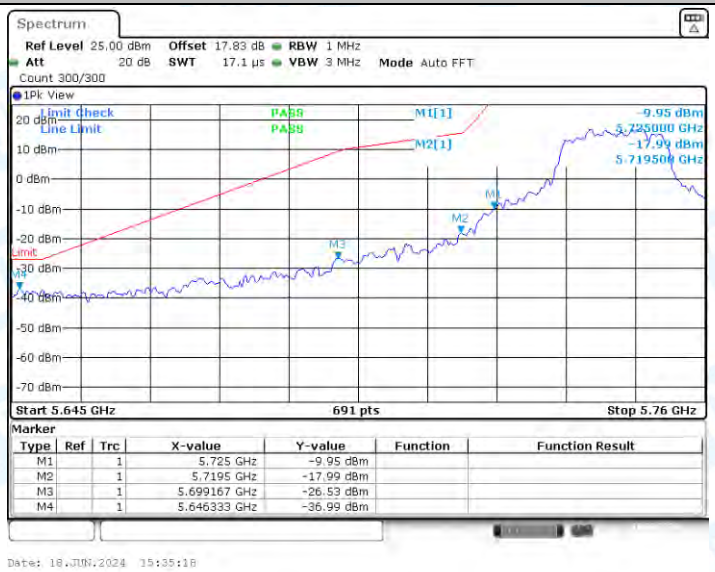

11N20MIMO_Ant2_Low_5745

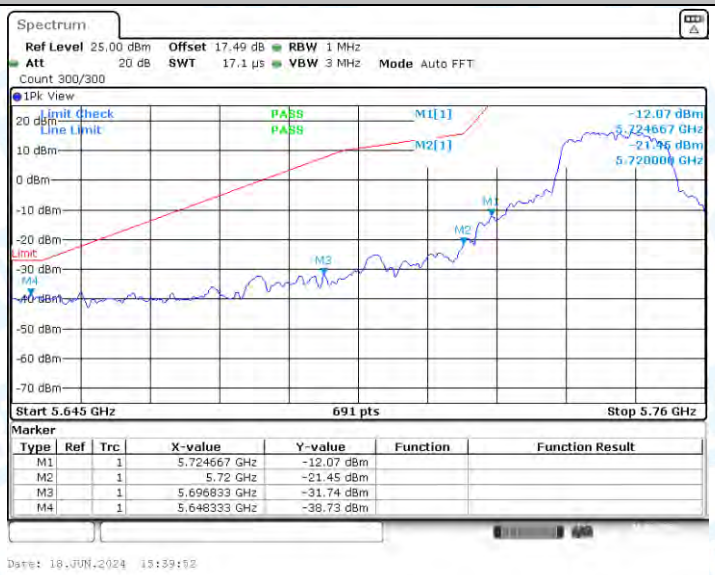

11N20MIMO_Ant1_High_5825

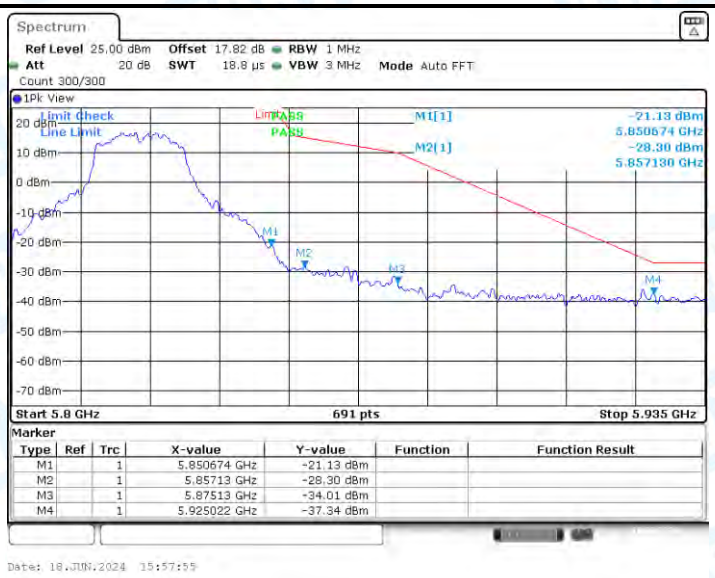

11N20MIMO_Ant2_High_5825

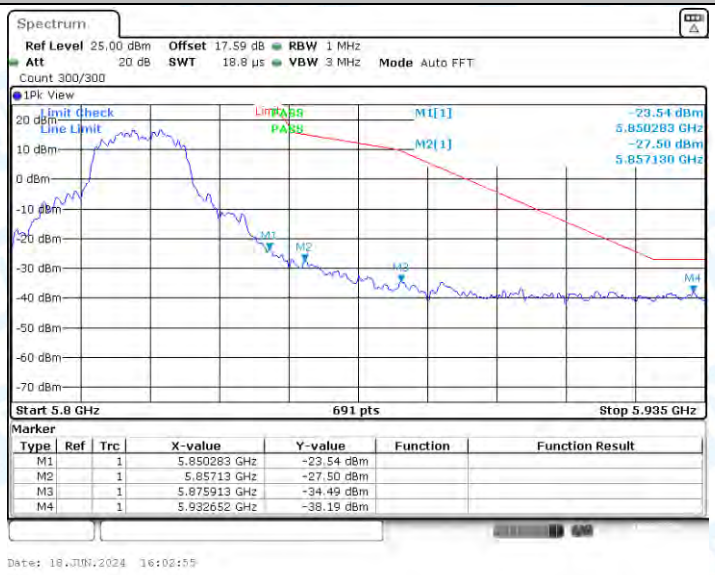

11N40MIMO_Ant1_Low_5755

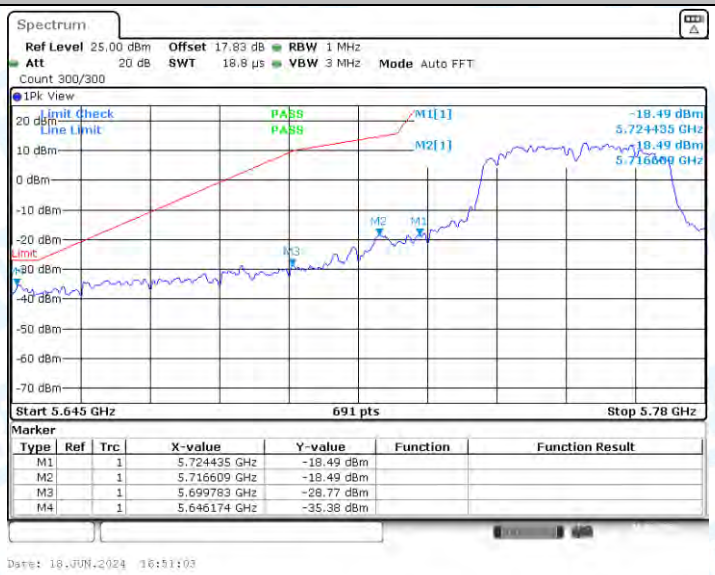

11N40MIMO_Ant2_Low_5755

11N40MIMO_Ant1_High_5795

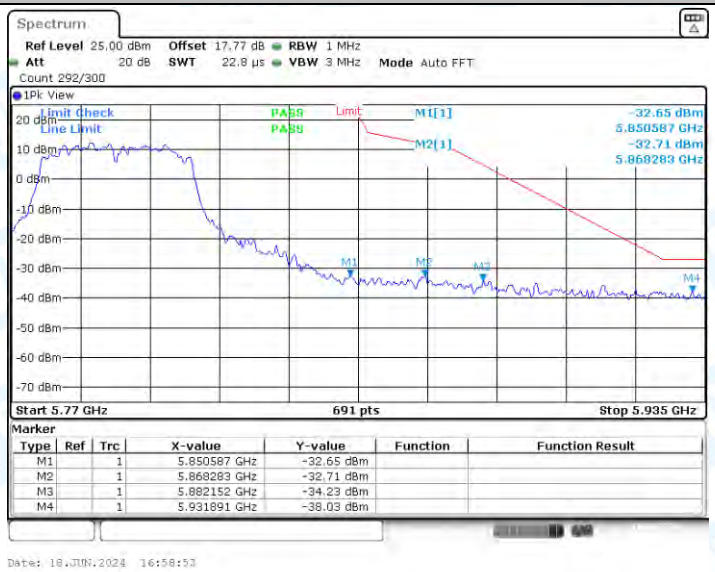

11N40MIMO_Ant2_High_5795

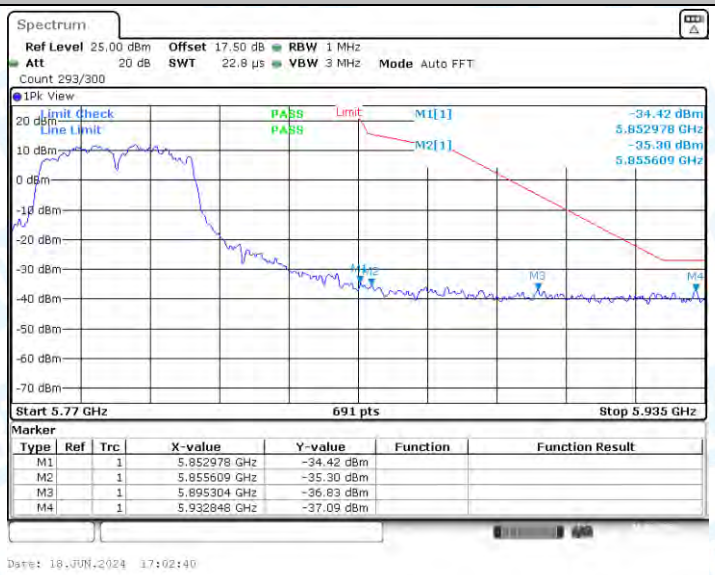

11AC20MIMO_Ant1_Low_5745

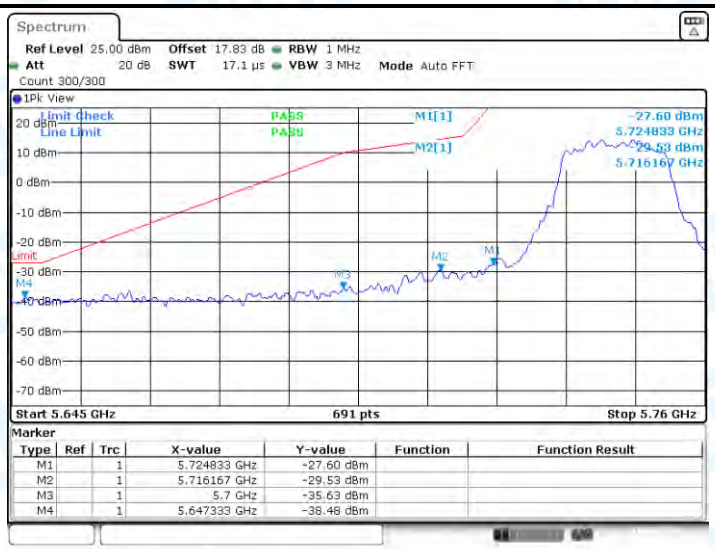

11AC20MIMO_Ant2_Low_5745

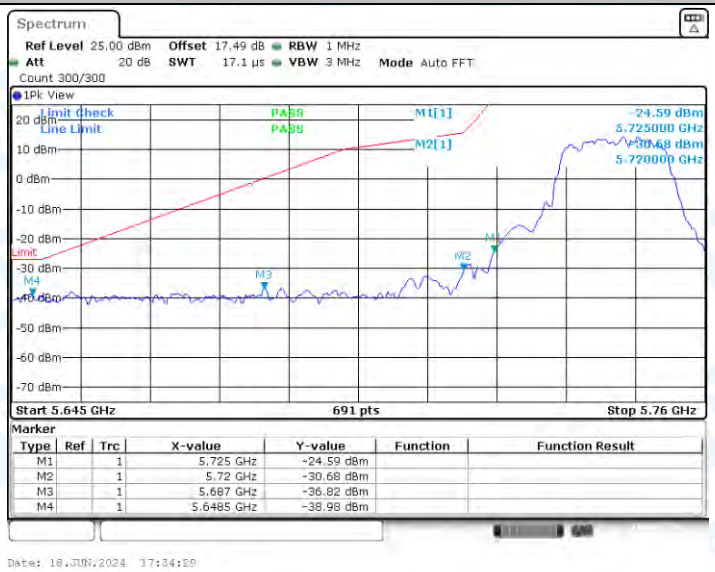

11AC20MIMO_Ant1_High_5825

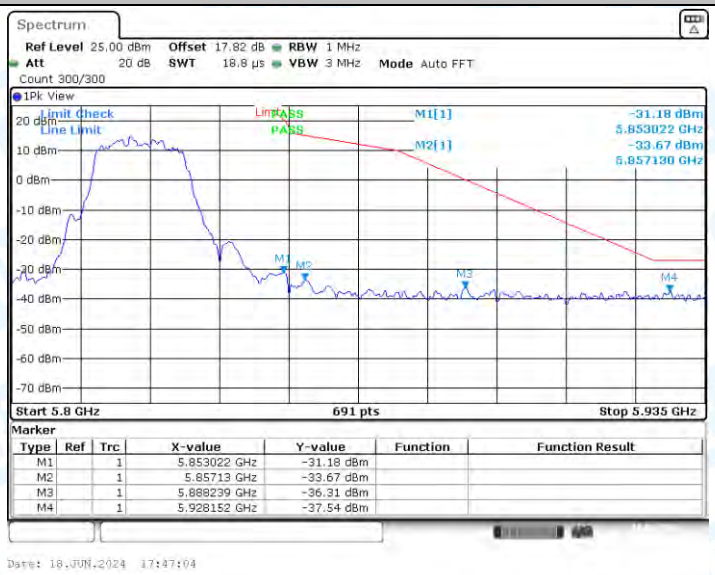

11AC20MIMO_Ant2_High_5825

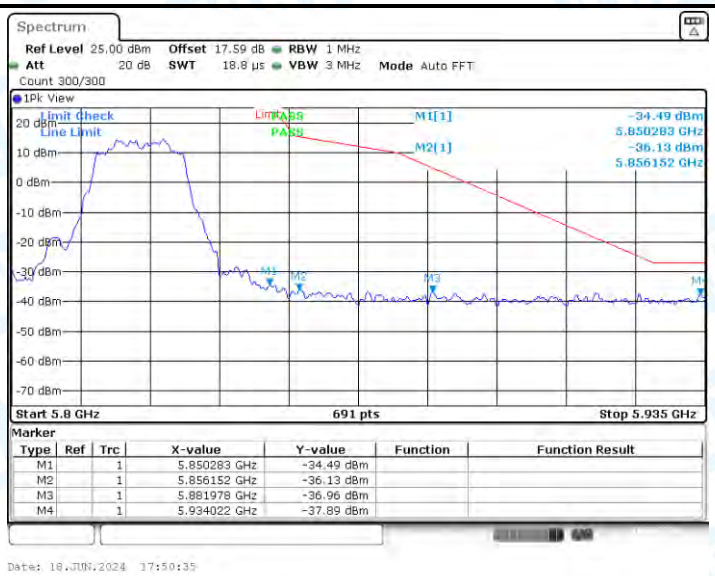

11AC40MIMO_Ant1_Low_5755

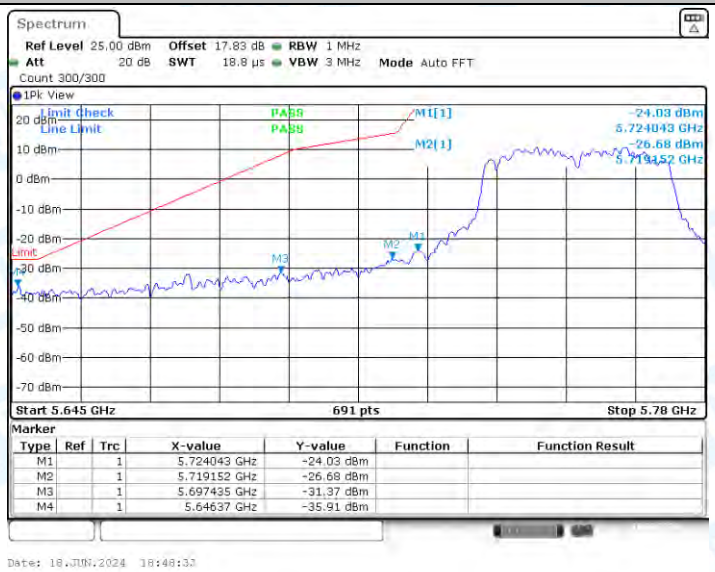

11AC40MIMO_Ant2_Low_5755

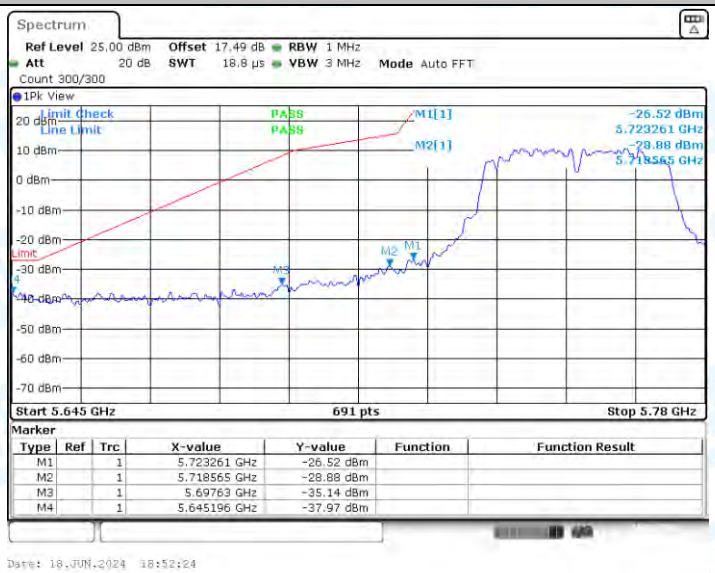

11AC40MIMO_Ant1_High_5795

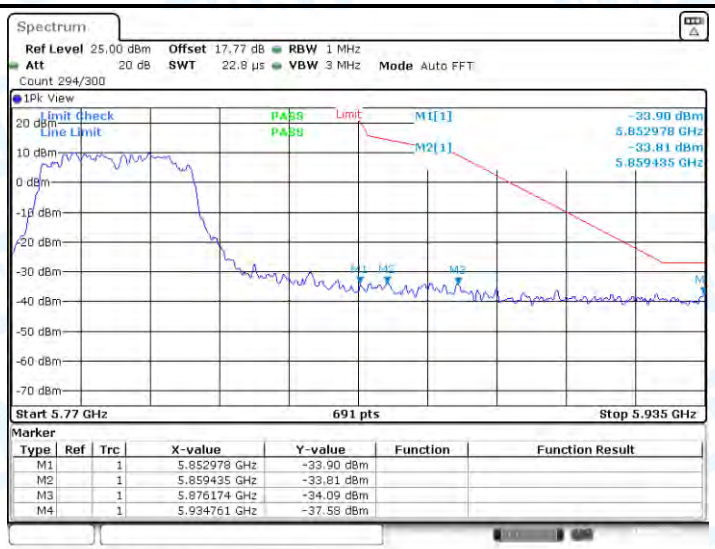

11AC40MIMO_Ant2_High_5795

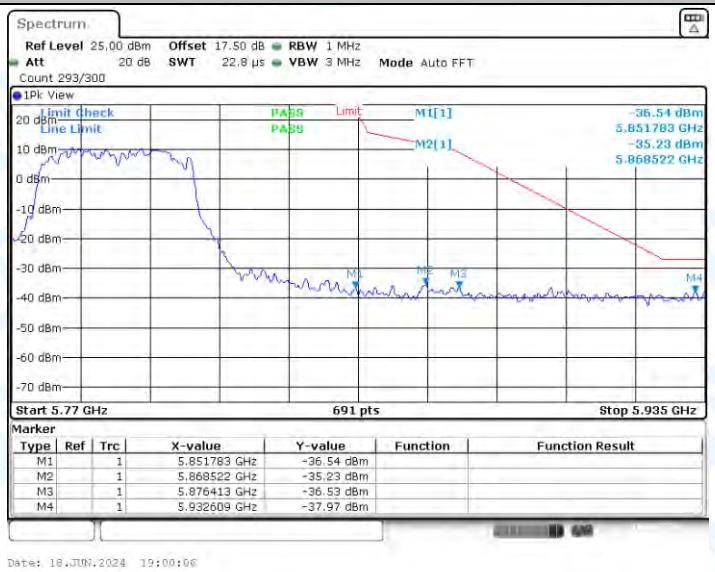

11AC80MIMO_Ant1_Low_5775

11AC80MIMO_Ant1_High_5775

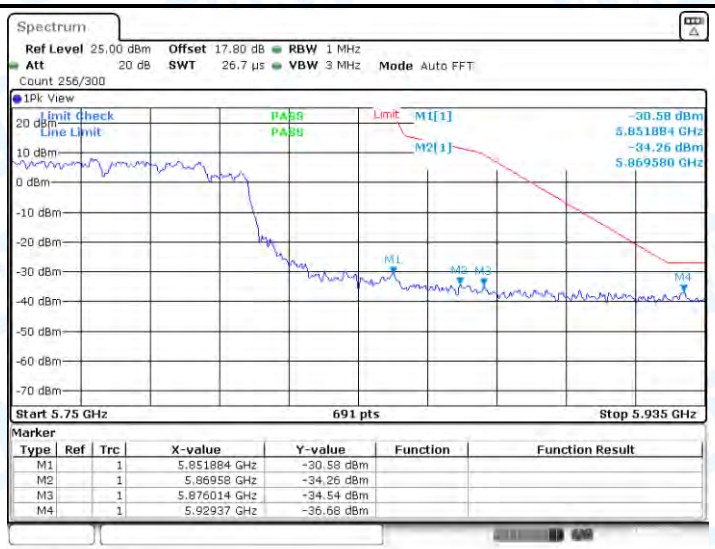

11AC80MIMO_Ant2_Low_5775

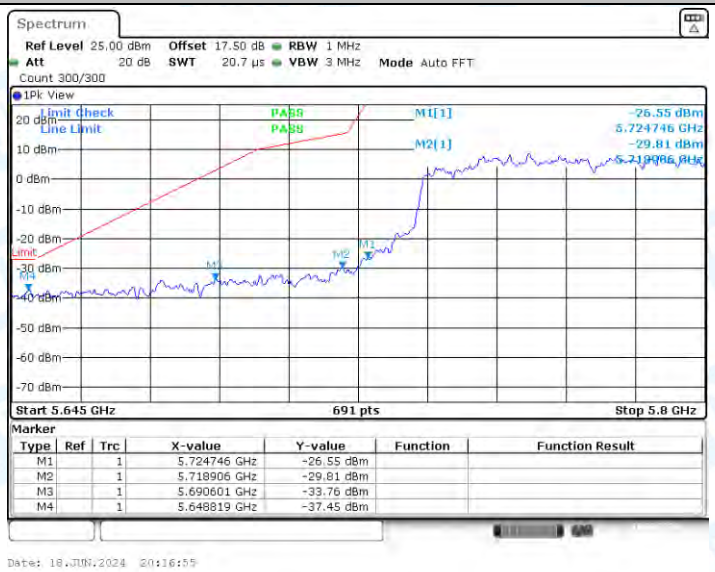

11AC80MIMO_Ant2_High_5775

11AX20MIMO_Ant1_Low_5745

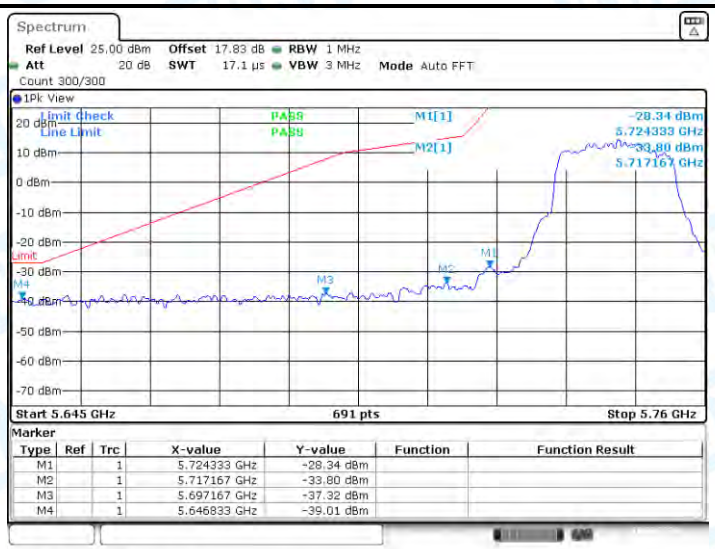

11AX20MIMO_Ant2_Low_5745

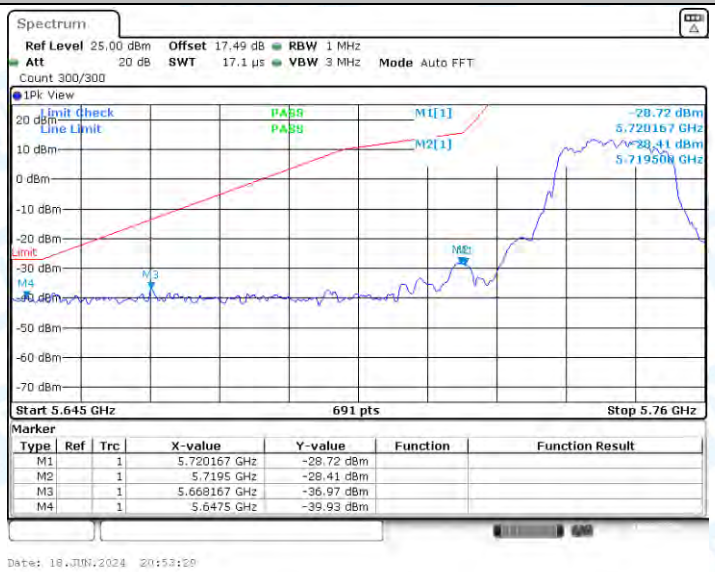

11AX20MIMO_Ant1_High_5825

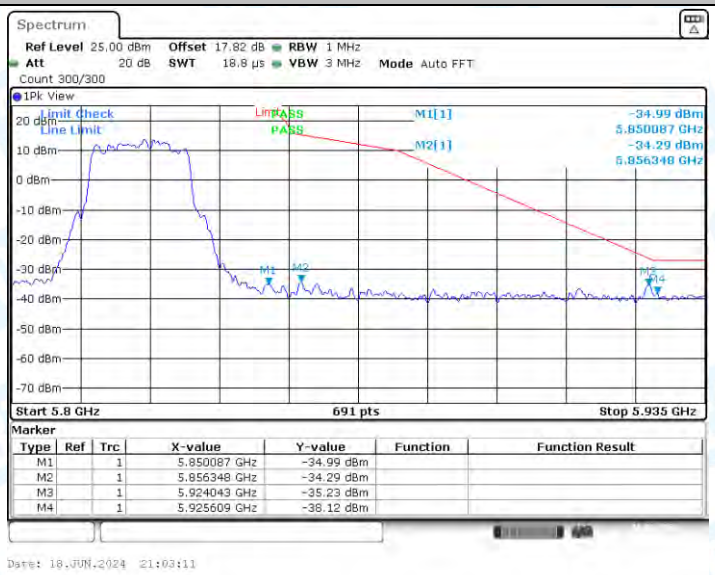

11AX20MIMO_Ant2_High_5825

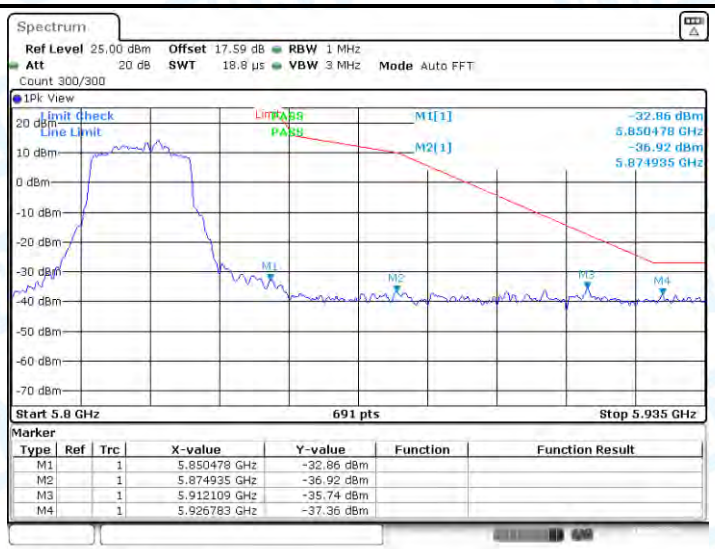

11AX40MIMO_Ant1_Low_5755

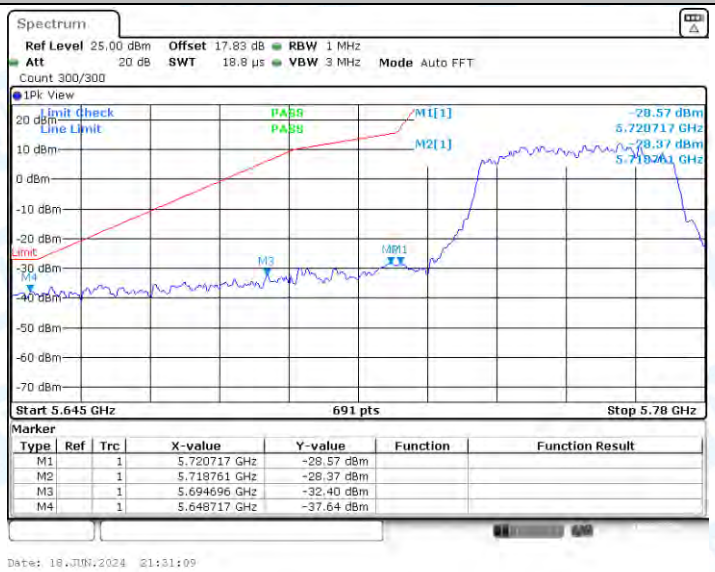

11AX40MIMO_Ant2_Low_5755

11AX40MIMO_Ant1_High_5795

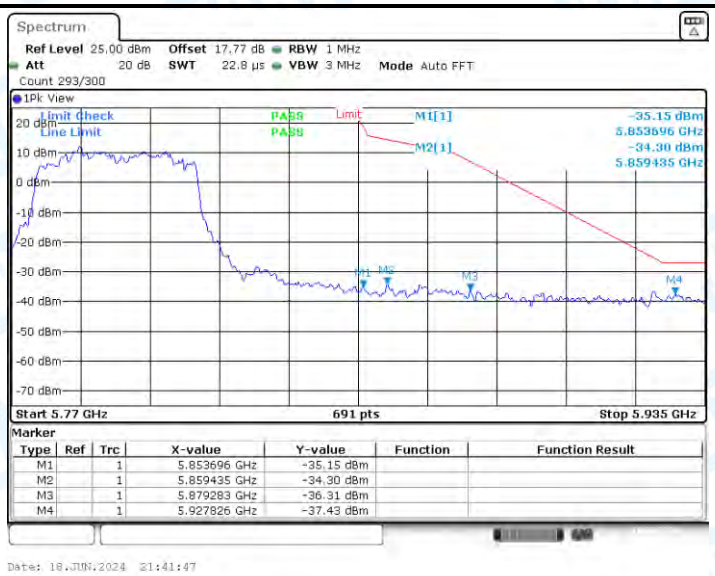

11AX40MIMO_Ant2_High_5795

11AX80MIMO_Ant1_Low_5775

11AX80MIMO_Ant1_High_5775

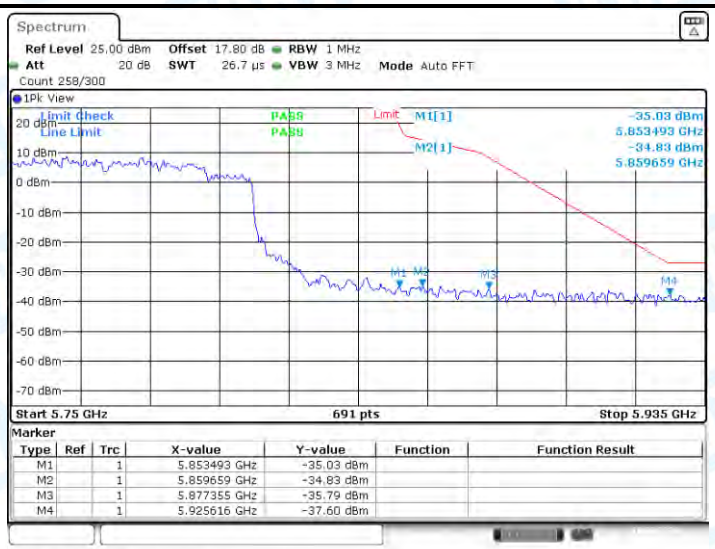

11AX80MIMO_Ant2_Low_5775

11AX80MIMO_Ant2_High_5775

7. Emissions in Restricted Bands

7.1.Test Result

TestMode	Antenna	ChName	Channel	Detector	Freq [MHz]	EIRP [dBm]	Limit [dBm]	Verdict
11A-CDD	Ant1	Low	5180	AV	4500.000	-47.6	≤-41.20	PASS
				AV	5149.275	-45.78	≤-41.20	PASS
				AV	5150.000	-45.57	≤-41.20	PASS
				Peak	4500.000	-37.51	≤-21.20	PASS
				Peak	5144.203	-34.88	≤-21.20	PASS
				Peak	5150.000	-34.13	≤-21.20	PASS
	Ant2	Low	5180	AV	4500.000	-48.18	≤-41.20	PASS
				AV	5138.116	-45.75	≤-41.20	PASS
				AV	5150.000	-46.1	≤-41.20	PASS
				Peak	4500.000	-37.46	≤-21.20	PASS
				Peak	5146.232	-27.85	≤-21.20	PASS
				Peak	5150.000	-31.12	≤-21.20	PASS
	total	Low	5180	AV	4500.000	-44.87	≤-41.20	PASS
				AV	5138.116	-42.75	≤-41.20	PASS
				AV	5150.000	-42.82	≤-41.20	PASS
				Peak	4500.000	-34.47	≤-21.20	PASS
				Peak	5146.232	-27.06	≤-21.20	PASS
				Peak	5150.000	-29.36	≤-21.20	PASS
	Ant1	High	5240	AV	5350.000	-45.83	≤-41.20	PASS
				AV	5450.261	-44.26	≤-41.20	PASS
				AV	5460.000	-46.18	≤-41.20	PASS
				Peak	5350.000	-38.13	≤-21.20	PASS
				Peak	5457.565	-35.03	≤-21.20	PASS
				Peak	5460.000	-37.53	≤-21.20	PASS
	Ant2	High	5240	AV	5350.000	-46.68	≤-41.20	PASS
				AV	5446.783	-44.22	≤-41.20	PASS
				AV	5460.000	-46.02	≤-41.20	PASS
				Peak	5350.000	-36.15	≤-21.20	PASS
				Peak	5449.217	-33.79	≤-21.20	PASS
				Peak	5460.000	-36.16	≤-21.20	PASS
	total	High	5240	AV	5350.000	-43.22	≤-41.20	PASS
				AV	5446.783	-41.23	≤-41.20	PASS
				AV	5460.000	-43.09	≤-41.20	PASS
				Peak	5350.000	-34.02	≤-21.20	PASS
				Peak	5449.217	-31.36	≤-21.20	PASS
				Peak	5460.000	-33.78	≤-21.20	PASS
	Ant1	Low	5745	Peak	5650.000	-36.51	≤-27.00	PASS
				Peak	5700.000	-22.32	≤10.00	PASS
				Peak	5720.000	-17.21	≤15.60	PASS

				Peak	5725.000	-5.84	≤27.00	PASS
	Ant2	Low	5745	Peak	5650.000	-36.41	≤-27.00	PASS
				Peak	5700.000	-29.02	≤10.00	PASS
				Peak	5720.000	-21.02	≤15.60	PASS
				Peak	5725.000	-9.92	≤27.00	PASS
	total	Low	5745	Peak	5650.000	-33.45	≤-27.00	PASS
				Peak	5700.000	-21.48	≤10.00	PASS
				Peak	5720.000	-15.70	≤15.60	PASS
				Peak	5725.000	-4.41	≤27.00	PASS
	Ant1	High	5825	Peak	5850.000	-20.39	≤27.00	PASS
				Peak	5855.000	-24.74	≤15.60	PASS
				Peak	5875.000	-33.4	≤10.00	PASS
				Peak	5925.000	-35.06	≤-27.00	PASS
	Ant2	High	5825	Peak	5850.000	-21.02	≤27.00	PASS
				Peak	5855.000	-25.82	≤15.60	PASS
				Peak	5875.000	-32.23	≤10.00	PASS
				Peak	5925.000	-36.08	≤-27.00	PASS
	total	High	5825	Peak	5850.000	-17.68	≤27.00	PASS
				Peak	5855.000	-22.24	≤15.60	PASS
				Peak	5875.000	-29.77	≤10.00	PASS
				Peak	5925.000	-32.53	≤-27.00	PASS
11N20MIMO	Ant1	Low	5180	AV	4500.000	-48.01	≤-41.20	PASS
				AV	5022.464	-46.37	≤-41.20	PASS
				AV	5150.000	-46.93	≤-41.20	PASS
				Peak	4500.000	-38.21	≤-21.20	PASS
				Peak	5146.232	-34.87	≤-21.20	PASS
				Peak	5150.000	-36.14	≤-21.20	PASS
	Ant2	Low	5180	AV	4500.000	-48.04	≤-41.20	PASS
				AV	5000.145	-46.21	≤-41.20	PASS
				AV	5150.000	-47.07	≤-41.20	PASS
				Peak	4500.000	-37.94	≤-21.20	PASS
				Peak	5147.246	-30.64	≤-21.20	PASS
				Peak	5150.000	-31.91	≤-21.20	PASS
	total	Low	5180	AV	4500.000	-45.01	≤-41.20	PASS
				AV	5000.145	-43.28	≤-41.20	PASS
				AV	5150.000	-43.99	≤-41.20	PASS
				Peak	4500.000	-35.06	≤-21.20	PASS
				Peak	5147.246	-29.25	≤-21.20	PASS
				Peak	5150.000	-30.52	≤-21.20	PASS
	Ant1	High	5240	AV	5350.000	-46.67	≤-41.20	PASS
				AV	5447.826	-44.62	≤-41.20	PASS
				AV	5460.000	-46.52	≤-41.20	PASS
				Peak	5350.000	-38.15	≤-21.20	PASS
				Peak	5446.783	-34.84	≤-21.20	PASS
				Peak	5460.000	-36.95	≤-21.20	PASS

	Ant2	High	5240	AV	5350.000	-45.82	≤-41.20	PASS
				AV	5446.783	-43.92	≤-41.20	PASS
				AV	5460.000	-46.25	≤-41.20	PASS
				Peak	5350.000	-38.13	≤-21.20	PASS
				Peak	5446.435	-35.12	≤-21.20	PASS
				Peak	5460.000	-36.63	≤-21.20	PASS
	total	High	5240	AV	5350.000	-43.21	≤-41.20	PASS
				AV	5446.783	-41.25	≤-41.20	PASS
				AV	5460.000	-43.37	≤-41.20	PASS
				Peak	5350.000	-35.13	≤-21.20	PASS
				Peak	5446.435	-31.97	≤-21.20	PASS
				Peak	5460.000	-33.78	≤-21.20	PASS
	Ant1	Low	5745	Peak	5650.000	-37.07	≤-27.00	PASS
				Peak	5700.000	-25.18	≤10.00	PASS
				Peak	5720.000	-16.4	≤15.60	PASS
				Peak	5725.000	-4.94	≤27.00	PASS
	Ant2	Low	5745	Peak	5650.000	-36.98	≤-27.00	PASS
				Peak	5700.000	-29.72	≤10.00	PASS
				Peak	5720.000	-17.55	≤15.60	PASS
				Peak	5725.000	-8.52	≤27.00	PASS
	total	Low	5745	Peak	5650.000	-34.01	≤-27.00	PASS
				Peak	5700.000	-23.87	≤10.00	PASS
				Peak	5720.000	-13.93	≤15.60	PASS
				Peak	5725.000	-3.36	≤27.00	PASS
	Ant1	High	5825	Peak	5850.000	-16.75	≤27.00	PASS
				Peak	5855.000	-25.17	≤15.60	PASS
				Peak	5875.000	-31.94	≤10.00	PASS
				Peak	5925.000	-36.03	≤-27.00	PASS
	Ant2	High	5825	Peak	5850.000	-19.56	≤27.00	PASS
				Peak	5855.000	-22.5	≤15.60	PASS
				Peak	5875.000	-33.3	≤10.00	PASS
				Peak	5925.000	-36.34	≤-27.00	PASS
	total	High	5825	Peak	5850.000	-14.92	≤27.00	PASS
				Peak	5855.000	-20.62	≤15.60	PASS
				Peak	5875.000	-29.56	≤10.00	PASS
				Peak	5925.000	-33.17	≤-27.00	PASS
11N40MIMO	Ant1	Low	5190	AV	4500.000	-48.64	≤-41.20	PASS
				AV	5149.275	-46.05	≤-41.20	PASS
				AV	5150.000	-45.99	≤-41.20	PASS
				Peak	4500.000	-37.82	≤-21.20	PASS
				Peak	5020.435	-35.38	≤-21.20	PASS
				Peak	5150.000	-36.22	≤-21.20	PASS
	Ant2	Low	5190	AV	4500.000	-48.35	≤-41.20	PASS
				AV	5149.275	-44.44	≤-41.20	PASS
				AV	5150.000	-44.01	≤-41.20	PASS

				Peak	4500.000	-39.33	≤-21.20	PASS
				Peak	5148.261	-32.17	≤-21.20	PASS
				Peak	5150.000	-32.63	≤-21.20	PASS
	total	Low	5190	AV	4500.000	-45.48	≤-41.20	PASS
				AV	5149.275	-42.16	≤-41.20	PASS
				AV	5150.000	-41.88	≤-41.20	PASS
				Peak	4500.000	-35.50	≤-21.20	PASS
				Peak	5148.261	-30.47	≤-21.20	PASS
				Peak	5150.000	-31.05	≤-21.20	PASS
	Ant1	High	5230	AV	5350.000	-47.33	≤-41.20	PASS
				AV	5447.942	-44.66	≤-41.20	PASS
				AV	5460.000	-46.66	≤-41.20	PASS
				Peak	5350.000	-38.88	≤-21.20	PASS
				Peak	5448.319	-36.17	≤-21.20	PASS
				Peak	5460.000	-37.79	≤-21.20	PASS
	Ant2	High	5230	AV	5350.000	-47.07	≤-41.20	PASS
				AV	5447.188	-44.6	≤-41.20	PASS
				AV	5460.000	-45.99	≤-41.20	PASS
				Peak	5350.000	-38.33	≤-21.20	PASS
				Peak	5447.188	-34.93	≤-21.20	PASS
				Peak	5460.000	-38.36	≤-21.20	PASS
	total	High	5230	AV	5350.000	-44.19	≤-41.20	PASS
				AV	5447.188	-41.62	≤-41.20	PASS
				AV	5460.000	-43.30	≤-41.20	PASS
				Peak	5350.000	-35.59	≤-21.20	PASS
				Peak	5447.188	-32.50	≤-21.20	PASS
				Peak	5460.000	-35.06	≤-21.20	PASS
	Ant1	Low	5755	Peak	5650.000	-35.17	≤-27.00	PASS
				Peak	5700.000	-28.48	≤10.00	PASS
				Peak	5720.000	-12.83	≤15.60	PASS
				Peak	5725.000	-17.13	≤27.00	PASS
	Ant2	Low	5755	Peak	5650.000	-36.27	≤-27.00	PASS
				Peak	5700.000	-30.52	≤10.00	PASS
				Peak	5720.000	-18.33	≤15.60	PASS
				Peak	5725.000	-15.42	≤27.00	PASS
	total	Low	5755	Peak	5650.000	-32.67	≤-27.00	PASS
				Peak	5700.000	-26.37	≤10.00	PASS
				Peak	5720.000	-11.75	≤15.60	PASS
				Peak	5725.000	-13.18	≤27.00	PASS
	Ant1	High	5795	Peak	5850.000	-31.79	≤27.00	PASS
				Peak	5855.000	-31.82	≤15.60	PASS
				Peak	5875.000	-32	≤10.00	PASS
				Peak	5925.000	-35.12	≤-27.00	PASS
	Ant2	High	5795	Peak	5850.000	-30.83	≤27.00	PASS
				Peak	5855.000	-32.44	≤15.60	PASS

				Peak	5875.000	-35	≤10.00	PASS
				Peak	5925.000	-36.28	≤-27.00	PASS
	total	High	5795	Peak	5850.000	-28.27	≤27.00	PASS
				Peak	5855.000	-29.11	≤15.60	PASS
				Peak	5875.000	-30.24	≤10.00	PASS
				Peak	5925.000	-32.65	≤-27.00	PASS
11AC20MIMO	Ant1	Low	5180	AV	4500.000	-48.27	≤-41.20	PASS
				AV	5073.188	-46.9	≤-41.20	PASS
				AV	5150.000	-47.75	≤-41.20	PASS
				Peak	4500.000	-38.4	≤-21.20	PASS
				Peak	5047.826	-36.12	≤-21.20	PASS
				Peak	5150.000	-37.89	≤-21.20	PASS
	Ant2	Low	5180	AV	4500.000	-48.23	≤-41.20	PASS
				AV	5089.420	-46.74	≤-41.20	PASS
				AV	5150.000	-47.44	≤-41.20	PASS
				Peak	4500.000	-37.99	≤-21.20	PASS
				Peak	5146.232	-30.79	≤-21.20	PASS
				Peak	5150.000	-32.52	≤-21.20	PASS
	total	Low	5180	AV	4500.000	-45.24	≤-41.20	PASS
				AV	5089.420	-43.81	≤-41.20	PASS
				AV	5150.000	-44.58	≤-41.20	PASS
				Peak	4500.000	-35.18	≤-21.20	PASS
				Peak	5146.232	-29.67	≤-21.20	PASS
				Peak	5150.000	-31.41	≤-21.20	PASS
	Ant1	High	5240	AV	5350.000	-47.33	≤-41.20	PASS
				AV	5447.826	-44.49	≤-41.20	PASS
				AV	5460.000	-46.3	≤-41.20	PASS
				Peak	5350.000	-39.25	≤-21.20	PASS
				Peak	5448.522	-34.56	≤-21.20	PASS
				Peak	5460.000	-38.74	≤-21.20	PASS
	Ant2	High	5240	AV	5350.000	-46.39	≤-41.20	PASS
				AV	5446.783	-44.51	≤-41.20	PASS
				AV	5460.000	-46.54	≤-41.20	PASS
				Peak	5350.000	-38.99	≤-21.20	PASS
				Peak	5365.043	-34.61	≤-21.20	PASS
				Peak	5460.000	-37.75	≤-21.20	PASS
	total	High	5240	AV	5350.000	-43.82	≤-41.20	PASS
				AV	5446.783	-41.49	≤-41.20	PASS
				AV	5460.000	-43.41	≤-41.20	PASS
				Peak	5350.000	-36.11	≤-21.20	PASS
				Peak	5365.043	-31.57	≤-21.20	PASS
				Peak	5460.000	-35.21	≤-21.20	PASS
	Ant1	Low	5745	Peak	5650.000	-35.87	≤-27.00	PASS
				Peak	5700.000	-33.22	≤10.00	PASS
				Peak	5720.000	-26.65	≤15.60	PASS

				Peak	5725.000	-25.94	≤27.00	PASS
	Ant2	Low	5745	Peak	5650.000	-36.75	≤-27.00	PASS
				Peak	5700.000	-35.14	≤10.00	PASS
				Peak	5720.000	-24.88	≤15.60	PASS
				Peak	5725.000	-22.94	≤27.00	PASS
	total	Low	5745	Peak	5650.000	-33.28	≤-27.00	PASS
				Peak	5700.000	-31.06	≤10.00	PASS
				Peak	5720.000	-22.67	≤15.60	PASS
				Peak	5725.000	-21.18	≤27.00	PASS
	Ant1	High	5825	Peak	5850.000	-28.93	≤27.00	PASS
				Peak	5855.000	-33.42	≤15.60	PASS
				Peak	5875.000	-36.65	≤10.00	PASS
				Peak	5925.000	-35.96	≤-27.00	PASS
	Ant2	High	5825	Peak	5850.000	-26.62	≤27.00	PASS
				Peak	5855.000	-30.58	≤15.60	PASS
				Peak	5875.000	-35.43	≤10.00	PASS
				Peak	5925.000	-35.89	≤-27.00	PASS
	total	High	5825	Peak	5850.000	-24.61	≤27.00	PASS
				Peak	5855.000	-28.76	≤15.60	PASS
				Peak	5875.000	-32.99	≤10.00	PASS
				Peak	5925.000	-32.91	≤-27.00	PASS
11AC40MIMO	Ant1	Low	5190	AV	4500.000	-48.37	≤-41.20	PASS
				AV	5001.159	-46.85	≤-41.20	PASS
				AV	5150.000	-46.95	≤-41.20	PASS
				Peak	4500.000	-38.99	≤-21.20	PASS
				Peak	5145.217	-35.52	≤-21.20	PASS
				Peak	5150.000	-35.06	≤-21.20	PASS
	Ant2	Low	5190	AV	4500.000	-48.28	≤-41.20	PASS
				AV	5149.275	-44.53	≤-41.20	PASS
				AV	5150.000	-44.93	≤-41.20	PASS
				Peak	4500.000	-38.28	≤-21.20	PASS
				Peak	5149.275	-32.53	≤-21.20	PASS
				Peak	5150.000	-32.12	≤-21.20	PASS
	total	Low	5190	AV	4500.000	-45.31	≤-41.20	PASS
				AV	5149.275	-42.53	≤-41.20	PASS
				AV	5150.000	-42.81	≤-41.20	PASS
				Peak	4500.000	-35.61	≤-21.20	PASS
				Peak	5149.275	-30.76	≤-21.20	PASS
				Peak	5150.000	-30.34	≤-21.20	PASS
	Ant1	High	5230	AV	5350.000	-47.09	≤-41.20	PASS
				AV	5447.942	-44.66	≤-41.20	PASS
				AV	5460.000	-46.48	≤-41.20	PASS
				Peak	5350.000	-39.28	≤-21.20	PASS
				Peak	5447.942	-35.35	≤-21.20	PASS
				Peak	5460.000	-37.85	≤-21.20	PASS

	Ant2	High	5230	AV	5350.000	-47.46	≤-41.20	PASS
				AV	5447.188	-44.44	≤-41.20	PASS
				AV	5460.000	-46.03	≤-41.20	PASS
				Peak	5350.000	-37.88	≤-21.20	PASS
				Peak	5447.188	-35.33	≤-21.20	PASS
				Peak	5460.000	-35.99	≤-21.20	PASS
	total	High	5230	AV	5350.000	-44.26	≤-41.20	PASS
				AV	5447.188	-41.54	≤-41.20	PASS
				AV	5460.000	-43.24	≤-41.20	PASS
				Peak	5350.000	-35.51	≤-21.20	PASS
				Peak	5447.188	-32.33	≤-21.20	PASS
				Peak	5460.000	-33.81	≤-21.20	PASS
	Ant1	Low	5755	Peak	5650.000	-35.53	≤-27.00	PASS
				Peak	5700.000	-30.29	≤10.00	PASS
				Peak	5720.000	-25.91	≤15.60	PASS
				Peak	5725.000	-22.59	≤27.00	PASS
	Ant2	Low	5755	Peak	5650.000	-37.48	≤-27.00	PASS
				Peak	5700.000	-31.83	≤10.00	PASS
				Peak	5720.000	-25.29	≤15.60	PASS
				Peak	5725.000	-22.97	≤27.00	PASS
	total	Low	5755	Peak	5650.000	-33.39	≤-27.00	PASS
				Peak	5700.000	-27.98	≤10.00	PASS
				Peak	5720.000	-22.58	≤15.60	PASS
				Peak	5725.000	-19.77	≤27.00	PASS
	Ant1	High	5795	Peak	5850.000	-32.27	≤27.00	PASS
				Peak	5855.000	-31.03	≤15.60	PASS
				Peak	5875.000	-34.69	≤10.00	PASS
				Peak	5925.000	-37.41	≤-27.00	PASS
	Ant2	High	5795	Peak	5850.000	-35.88	≤27.00	PASS
				Peak	5855.000	-36.26	≤15.60	PASS
				Peak	5875.000	-34.96	≤10.00	PASS
				Peak	5925.000	-35.96	≤-27.00	PASS
	total	High	5795	Peak	5850.000	-30.70	≤27.00	PASS
				Peak	5855.000	-29.89	≤15.60	PASS
				Peak	5875.000	-31.81	≤10.00	PASS
				Peak	5925.000	-33.61	≤-27.00	PASS
11AC80MIMO	Ant1	Low	5210	AV	4500.000	-48.42	≤-41.20	PASS
				AV	5146.739	-46.79	≤-41.20	PASS
				AV	5150.000	-46.98	≤-41.20	PASS
				Peak	4500.000	-38.67	≤-21.20	PASS
				Peak	5128.261	-35.42	≤-21.20	PASS
				Peak	5150.000	-36.96	≤-21.20	PASS
	Ant2	Low	5210	AV	4500.000	-48.12	≤-41.20	PASS
				AV	5139.130	-46.78	≤-41.20	PASS
				AV	5150.000	-47.45	≤-41.20	PASS

				Peak	4500.000	-39.19	≤-21.20	PASS
				Peak	5138.043	-34.06	≤-21.20	PASS
				Peak	5150.000	-37.15	≤-21.20	PASS
	total	Low	5210	AV	4500.000	-45.26	≤-41.20	PASS
				AV	5139.130	-43.77	≤-41.20	PASS
				AV	5150.000	-44.20	≤-41.20	PASS
				Peak	4500.000	-35.91	≤-21.20	PASS
				Peak	5138.043	-31.68	≤-21.20	PASS
				Peak	5150.000	-34.04	≤-21.20	PASS
	Ant1	High	5210	AV	5350.000	-46.95	≤-41.20	PASS
				AV	5448.638	-44.81	≤-41.20	PASS
				AV	5460.000	-47.17	≤-41.20	PASS
				Peak	5350.000	-39.89	≤-21.20	PASS
				Peak	5447.826	-35.13	≤-21.20	PASS
				Peak	5460.000	-39.41	≤-21.20	PASS
	Ant2	High	5210	AV	5350.000	-47.06	≤-41.20	PASS
				AV	5448.232	-44.52	≤-41.20	PASS
				AV	5460.000	-46.38	≤-41.20	PASS
				Peak	5350.000	-38.22	≤-21.20	PASS
				Peak	5456.754	-35.28	≤-21.20	PASS
				Peak	5460.000	-37.4	≤-21.20	PASS
	total	High	5210	AV	5350.000	-43.99	≤-41.20	PASS
				AV	5448.232	-41.65	≤-41.20	PASS
				AV	5460.000	-43.75	≤-41.20	PASS
				Peak	5350.000	-35.96	≤-21.20	PASS
				Peak	5456.754	-32.19	≤-21.20	PASS
				Peak	5460.000	-35.28	≤-21.20	PASS
	Ant1	Low	5775	Peak	5650.000	-32.85	≤-27.00	PASS
				Peak	5700.000	-29.84	≤10.00	PASS
				Peak	5720.000	-25.32	≤15.60	PASS
				Peak	5725.000	-23.08	≤27.00	PASS
	Ant2	Low	5775	Peak	5650.000	-36.14	≤-27.00	PASS
				Peak	5700.000	-29.29	≤10.00	PASS
				Peak	5720.000	-24.89	≤15.60	PASS
				Peak	5725.000	-23.09	≤27.00	PASS
	total	Low	5775	Peak	5650.000	-31.18	≤-27.00	PASS
				Peak	5700.000	-26.55	≤10.00	PASS
				Peak	5720.000	-22.09	≤15.60	PASS
				Peak	5725.000	-20.07	≤27.00	PASS
	Ant1	High	5775	Peak	5850.000	-29.64	≤27.00	PASS
				Peak	5855.000	-30.66	≤15.60	PASS
				Peak	5875.000	-32.66	≤10.00	PASS
				Peak	5925.000	-35.28	≤-27.00	PASS
	Ant2	High	5775	Peak	5850.000	-30.1	≤27.00	PASS
				Peak	5855.000	-31.37	≤15.60	PASS

				Peak	5875.000	-34.9	≤10.00	PASS
				Peak	5925.000	-36.3	≤-27.00	PASS
	total	High	5775	Peak	5850.000	-26.85	≤27.00	PASS
				Peak	5855.000	-27.99	≤15.60	PASS
				Peak	5875.000	-30.63	≤10.00	PASS
				Peak	5925.000	-32.75	≤-27.00	PASS
11AX20MIMO	Ant1	Low	5180	AV	4500.000	-48.54	≤-41.20	PASS
				AV	5005.217	-46.86	≤-41.20	PASS
				AV	5150.000	-47.38	≤-41.20	PASS
				Peak	4500.000	-38.91	≤-21.20	PASS
				Peak	4972.754	-35.88	≤-21.20	PASS
				Peak	5150.000	-38.05	≤-21.20	PASS
	Ant2	Low	5180	AV	4500.000	-47.88	≤-41.20	PASS
				AV	4975.797	-46.62	≤-41.20	PASS
				AV	5150.000	-47.05	≤-41.20	PASS
				Peak	4500.000	-38.24	≤-21.20	PASS
				Peak	5133.043	-33.22	≤-21.20	PASS
				Peak	5150.000	-32.39	≤-21.20	PASS
	total	Low	5180	AV	4500.000	-45.19	≤-41.20	PASS
				AV	4975.797	-43.73	≤-41.20	PASS
				AV	5150.000	-44.20	≤-41.20	PASS
				Peak	4500.000	-35.55	≤-21.20	PASS
				Peak	5133.043	-31.34	≤-21.20	PASS
				Peak	5150.000	-31.35	≤-21.20	PASS
	Ant1	High	5240	AV	5350.000	-46.8	≤-41.20	PASS
				AV	5447.478	-44.42	≤-41.20	PASS
				AV	5460.000	-46.78	≤-41.20	PASS
				Peak	5350.000	-37.82	≤-21.20	PASS
				Peak	5446.783	-35.65	≤-21.20	PASS
				Peak	5460.000	-37.98	≤-21.20	PASS
	Ant2	High	5240	AV	5350.000	-46.93	≤-41.20	PASS
				AV	5447.826	-44.51	≤-41.20	PASS
				AV	5460.000	-46.34	≤-41.20	PASS
				Peak	5350.000	-38.91	≤-21.20	PASS
				Peak	5447.826	-35.61	≤-21.20	PASS
				Peak	5460.000	-38.06	≤-21.20	PASS
	total	High	5240	AV	5350.000	-43.85	≤-41.20	PASS
				AV	5447.826	-41.45	≤-41.20	PASS
				AV	5460.000	-43.54	≤-41.20	PASS
				Peak	5350.000	-35.32	≤-21.20	PASS
				Peak	5447.826	-32.62	≤-21.20	PASS
				Peak	5460.000	-35.01	≤-21.20	PASS
	Ant1	Low	5745	Peak	5650.000	-36.96	≤-27.00	PASS
				Peak	5700.000	-35.89	≤10.00	PASS
				Peak	5720.000	-30.83	≤15.60	PASS

				Peak	5725.000	-30.24	≤27.00	PASS
	Ant2	Low	5745	Peak	5650.000	-37.09	≤-27.00	PASS
				Peak	5700.000	-37.07	≤10.00	PASS
				Peak	5720.000	-29.06	≤15.60	PASS
				Peak	5725.000	-31.29	≤27.00	PASS
	total	Low	5745	Peak	5650.000	-34.01	≤-27.00	PASS
				Peak	5700.000	-33.43	≤10.00	PASS
				Peak	5720.000	-26.85	≤15.60	PASS
				Peak	5725.000	-27.72	≤27.00	PASS
	Ant1	High	5825	Peak	5850.000	-28.6	≤27.00	PASS
				Peak	5855.000	-32.68	≤15.60	PASS
				Peak	5875.000	-35.99	≤10.00	PASS
				Peak	5925.000	-36.59	≤-27.00	PASS
	Ant2	High	5825	Peak	5850.000	-30.35	≤27.00	PASS
				Peak	5855.000	-35.31	≤15.60	PASS
				Peak	5875.000	-36.37	≤10.00	PASS
				Peak	5925.000	-36.1	≤-27.00	PASS
	total	High	5825	Peak	5850.000	-26.38	≤27.00	PASS
				Peak	5855.000	-30.79	≤15.60	PASS
				Peak	5875.000	-33.17	≤10.00	PASS
				Peak	5925.000	-33.33	≤-27.00	PASS
11AX40MIMO	Ant1	Low	5190	AV	4500.000	-48.39	≤-41.20	PASS
				AV	5147.246	-46.95	≤-41.20	PASS
				AV	5150.000	-47.48	≤-41.20	PASS
				Peak	4500.000	-39.01	≤-21.20	PASS
				Peak	4961.594	-35.82	≤-21.20	PASS
				Peak	5150.000	-37.27	≤-21.20	PASS
	Ant2	Low	5190	AV	4500.000	-47.88	≤-41.20	PASS
				AV	5003.188	-46.73	≤-41.20	PASS
				AV	5150.000	-46.89	≤-41.20	PASS
				Peak	4500.000	-38.04	≤-21.20	PASS
				Peak	5072.174	-36.05	≤-21.20	PASS
				Peak	5150.000	-35.31	≤-21.20	PASS
	total	Low	5190	AV	4500.000	-45.12	≤-41.20	PASS
				AV	5003.188	-43.83	≤-41.20	PASS
				AV	5150.000	-44.16	≤-41.20	PASS
				Peak	4500.000	-35.49	≤-21.20	PASS
				Peak	5072.174	-32.92	≤-21.20	PASS
				Peak	5150.000	-33.17	≤-21.20	PASS
	Ant1	High	5230	AV	5350.000	-47.61	≤-41.20	PASS
				AV	5448.696	-44.48	≤-41.20	PASS
				AV	5460.000	-46.56	≤-41.20	PASS
				Peak	5350.000	-39.69	≤-21.20	PASS
				Peak	5453.217	-35.01	≤-21.20	PASS
				Peak	5460.000	-37.99	≤-21.20	PASS

	Ant2	High	5230	AV	5350.000	-47.18	≤-41.20	PASS
				AV	5447.188	-44.85	≤-41.20	PASS
				AV	5460.000	-46.21	≤-41.20	PASS
				Peak	5350.000	-39.29	≤-21.20	PASS
				Peak	5449.826	-35.02	≤-21.20	PASS
				Peak	5460.000	-38.08	≤-21.20	PASS
	total	High	5230	AV	5350.000	-44.38	≤-41.20	PASS
				AV	5447.188	-41.65	≤-41.20	PASS
				AV	5460.000	-43.37	≤-41.20	PASS
				Peak	5350.000	-36.48	≤-21.20	PASS
				Peak	5449.826	-32.00	≤-21.20	PASS
				Peak	5460.000	-35.02	≤-21.20	PASS
	Ant1	Low	5755	Peak	5650.000	-35.83	≤-27.00	PASS
				Peak	5700.000	-31.95	≤10.00	PASS
				Peak	5720.000	-28.69	≤15.60	PASS
				Peak	5725.000	-28.13	≤27.00	PASS
	Ant2	Low	5755	Peak	5650.000	-36.87	≤-27.00	PASS
				Peak	5700.000	-32.45	≤10.00	PASS
				Peak	5720.000	-27.32	≤15.60	PASS
				Peak	5725.000	-26.13	≤27.00	PASS
	total	Low	5755	Peak	5650.000	-33.31	≤-27.00	PASS
				Peak	5700.000	-29.18	≤10.00	PASS
				Peak	5720.000	-24.94	≤15.60	PASS
				Peak	5725.000	-24.01	≤27.00	PASS
	Ant1	High	5795	Peak	5850.000	-33.79	≤27.00	PASS
				Peak	5855.000	-32.34	≤15.60	PASS
				Peak	5875.000	-35.68	≤10.00	PASS
				Peak	5925.000	-37.29	≤-27.00	PASS
	Ant2	High	5795	Peak	5850.000	-35.71	≤27.00	PASS
				Peak	5855.000	-35.88	≤15.60	PASS
				Peak	5875.000	-35.24	≤10.00	PASS
				Peak	5925.000	-36.04	≤-27.00	PASS
	total	High	5795	Peak	5850.000	-31.63	≤27.00	PASS
				Peak	5855.000	-30.75	≤15.60	PASS
				Peak	5875.000	-32.44	≤10.00	PASS
				Peak	5925.000	-33.61	≤-27.00	PASS
11AX80MIMO	Ant1	Low	5210	AV	4500.000	-48.04	≤-41.20	PASS
				AV	5018.478	-47.01	≤-41.20	PASS
				AV	5150.000	-47.81	≤-41.20	PASS
				Peak	4500.000	-37.75	≤-21.20	PASS
				Peak	5082.609	-35.61	≤-21.20	PASS
				Peak	5150.000	-36.61	≤-21.20	PASS
	Ant2	Low	5210	AV	4500.000	-48.19	≤-41.20	PASS
				AV	5003.261	-46.84	≤-41.20	PASS
				AV	5150.000	-47.23	≤-41.20	PASS

				Peak	4500.000	-38.97	≤-21.20	PASS
				Peak	5139.130	-34.79	≤-21.20	PASS
				Peak	5150.000	-37.93	≤-21.20	PASS
	total	Low	5210	AV	4500.000	-45.20	≤-41.20	PASS
				AV	5003.261	-43.93	≤-41.20	PASS
				AV	5150.000	-44.31	≤-41.20	PASS
				Peak	4500.000	-35.31	≤-21.20	PASS
				Peak	5139.130	-32.17	≤-21.20	PASS
				Peak	5150.000	-34.21	≤-21.20	PASS
	Ant1	High	5210	AV	5350.000	-46.94	≤-41.20	PASS
				AV	5446.609	-44.36	≤-41.20	PASS
				AV	5460.000	-47.19	≤-41.20	PASS
				Peak	5350.000	-39.2	≤-21.20	PASS
				Peak	5449.043	-35.91	≤-21.20	PASS
				Peak	5460.000	-38.28	≤-21.20	PASS
	Ant2	High	5210	AV	5350.000	-47.09	≤-41.20	PASS
				AV	5448.232	-44.69	≤-41.20	PASS
				AV	5460.000	-47.42	≤-41.20	PASS
				Peak	5350.000	-38.84	≤-21.20	PASS
				Peak	5456.348	-35.25	≤-21.20	PASS
				Peak	5460.000	-38.17	≤-21.20	PASS
	total	High	5210	AV	5350.000	-44.02	≤-41.20	PASS
				AV	5448.232	-41.87	≤-41.20	PASS
				AV	5460.000	-44.13	≤-41.20	PASS
				Peak	5350.000	-36.01	≤-21.20	PASS
				Peak	5456.348	-32.56	≤-21.20	PASS
				Peak	5460.000	-35.21	≤-21.20	PASS
	Ant1	Low	5775	Peak	5650.000	-34.73	≤-27.00	PASS
				Peak	5700.000	-32.71	≤10.00	PASS
				Peak	5720.000	-27.47	≤15.60	PASS
				Peak	5725.000	-24.11	≤27.00	PASS
	Ant2	Low	5775	Peak	5650.000	-34.24	≤-27.00	PASS
				Peak	5700.000	-28.45	≤10.00	PASS
				Peak	5720.000	-25.61	≤15.60	PASS
				Peak	5725.000	-24.01	≤27.00	PASS
	total	Low	5775	Peak	5650.000	-31.47	≤-27.00	PASS
				Peak	5700.000	-27.07	≤10.00	PASS
				Peak	5720.000	-23.43	≤15.60	PASS
				Peak	5725.000	-21.05	≤27.00	PASS
	Ant1	High	5775	Peak	5850.000	-30.89	≤27.00	PASS
				Peak	5855.000	-31.85	≤15.60	PASS
				Peak	5875.000	-34.23	≤10.00	PASS
				Peak	5925.000	-35.71	≤-27.00	PASS
	Ant2	High	5775	Peak	5850.000	-34.24	≤27.00	PASS
				Peak	5855.000	-35.15	≤15.60	PASS

				Peak	5875.000	-36.27	≤10.00	PASS
				Peak	5925.000	-37.31	≤-27.00	PASS
	total	High	5775	Peak	5850.000	-29.24	≤27.00	PASS
				Peak	5855.000	-30.18	≤15.60	PASS
				Peak	5875.000	-32.12	≤10.00	PASS
				Peak	5925.000	-33.43	≤-27.00	PASS

Note:

1. The Antenna Gain is compensated in the graph.
2. For transmitters operating in 5150-5350 GHz band and 5470-5725 GHz band: The limit in dBm for average detector is conversion from 54dBuV/m, according to 15.209(a). The limit in dBm for peak detector is 20dB above the limit of average detector in dBm.
3. The Duty Cycle Factor is compensated in the graph.

7.2.Test Graphs

11A-CDD_Ant1_Low_5180_AV

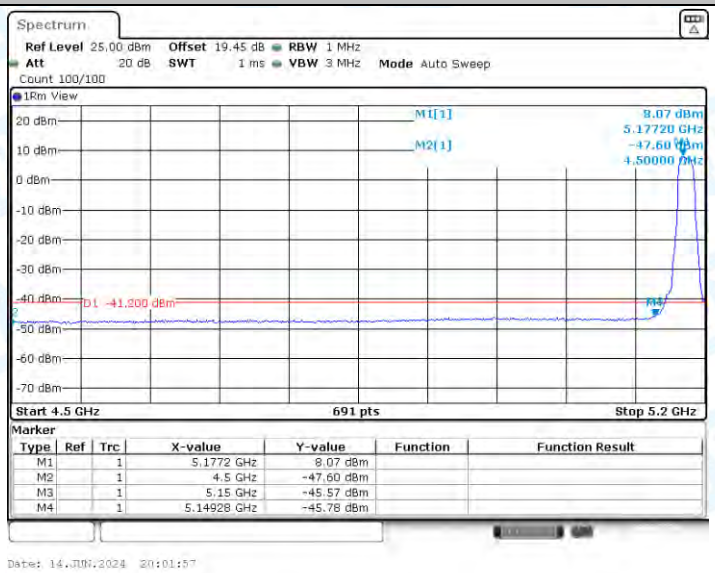

11A-CDD_Ant1_Low_5180_Peak

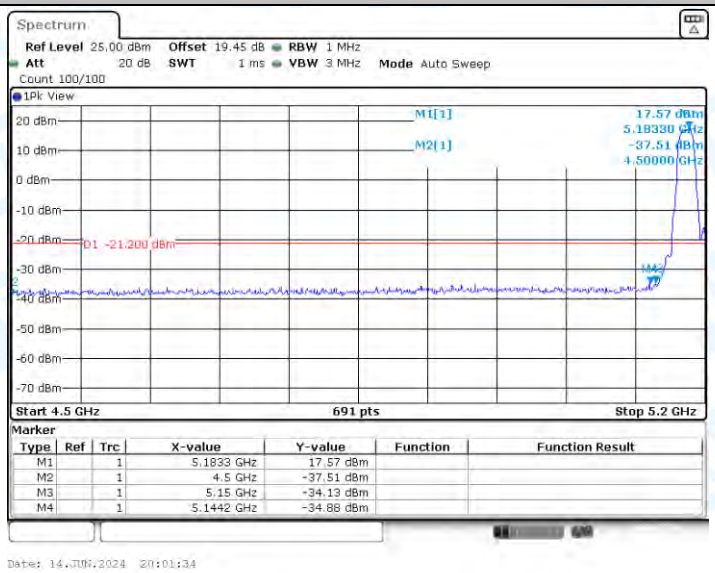

11A-CDD_Ant2_Low_5180_AV

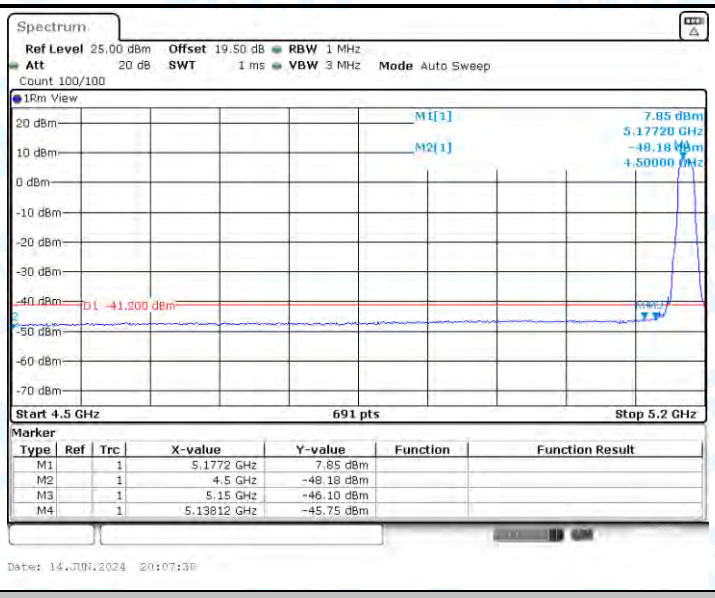

11A-CDD_Ant2_Low_5180_Peak

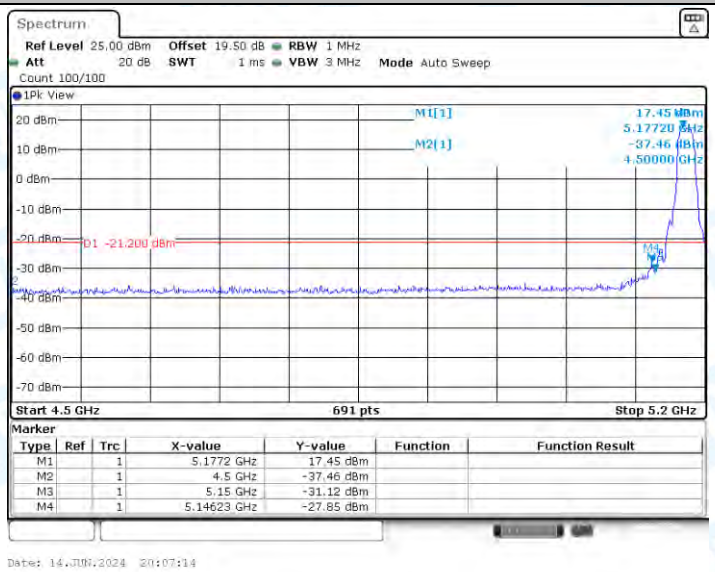

11A-CDD_Ant1_High_5240_AV

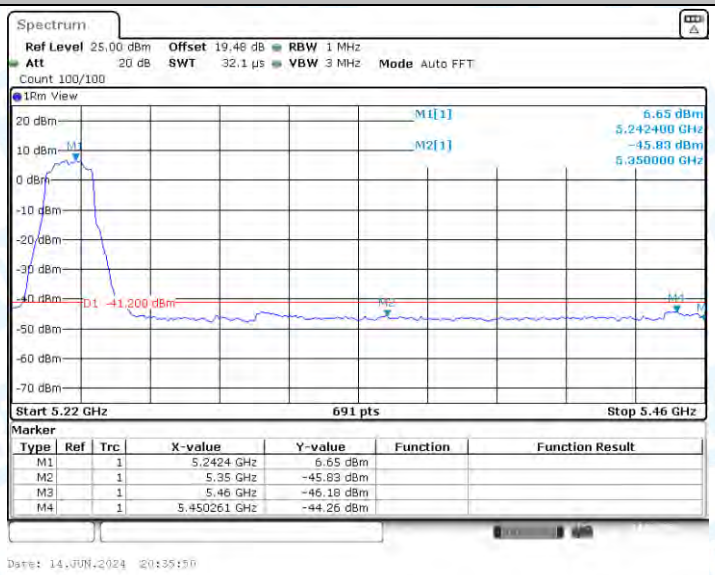

11A-CDD_Ant1_High_5240_Peak

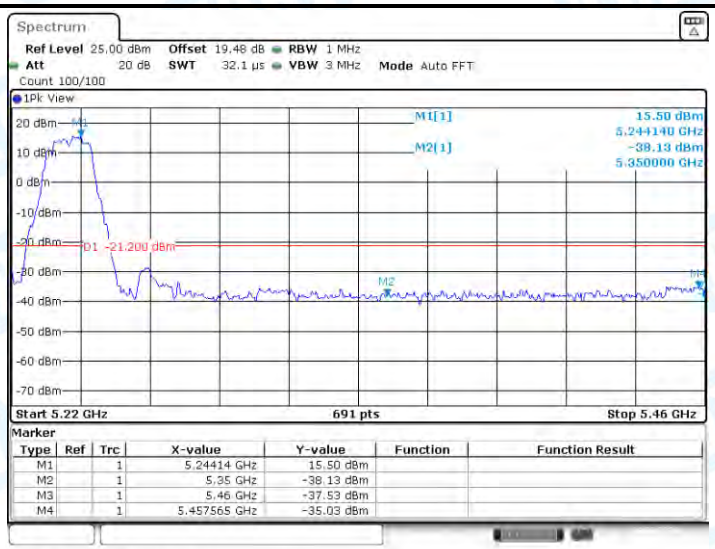

11A-CDD_Ant2_High_5240_AV

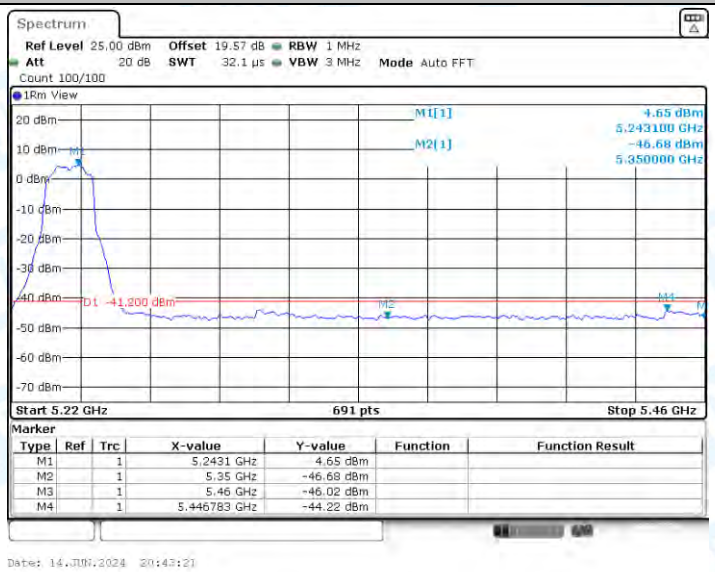

11A-CDD_Ant2_High_5240_Peak

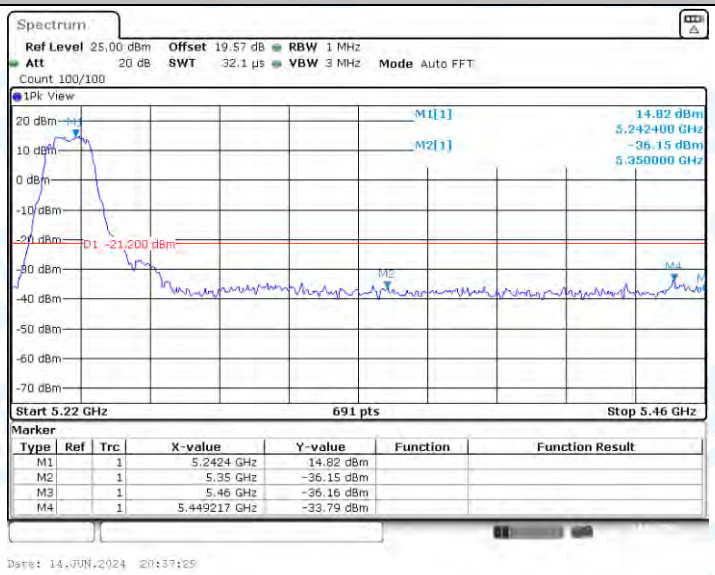

11A-CDD_Ant1_Low_5745_Peak

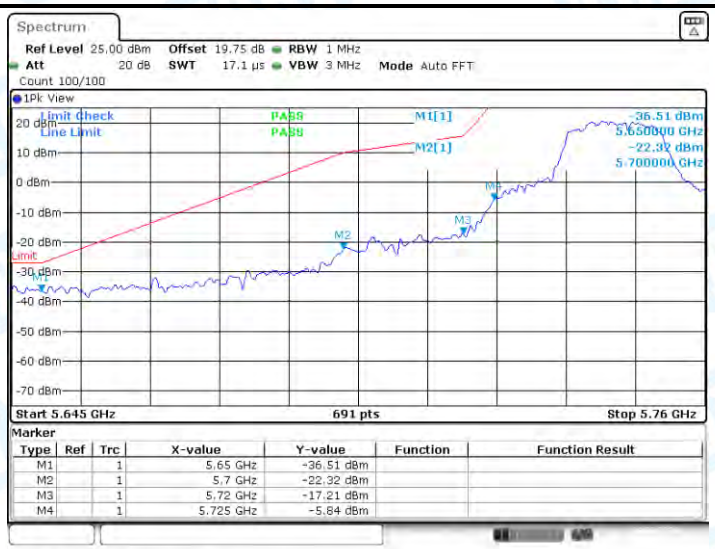

11A-CDD_Ant2_Low_5745_Peak

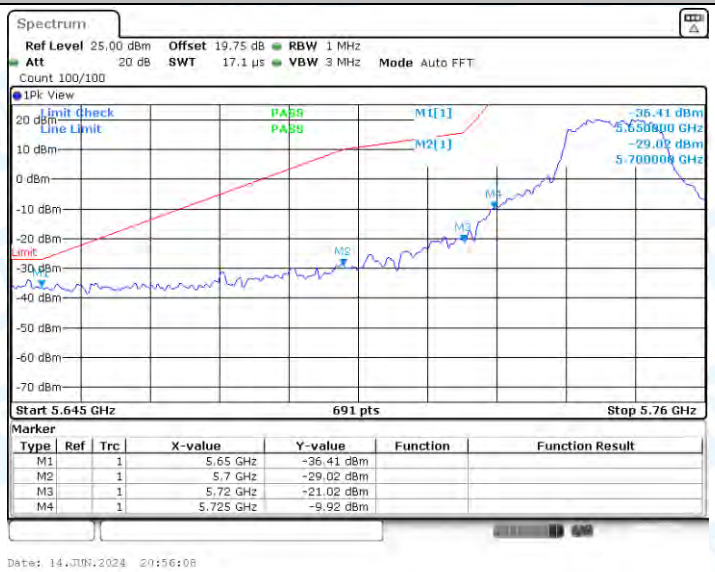

11A-CDD_Ant1_High_5825_Peak

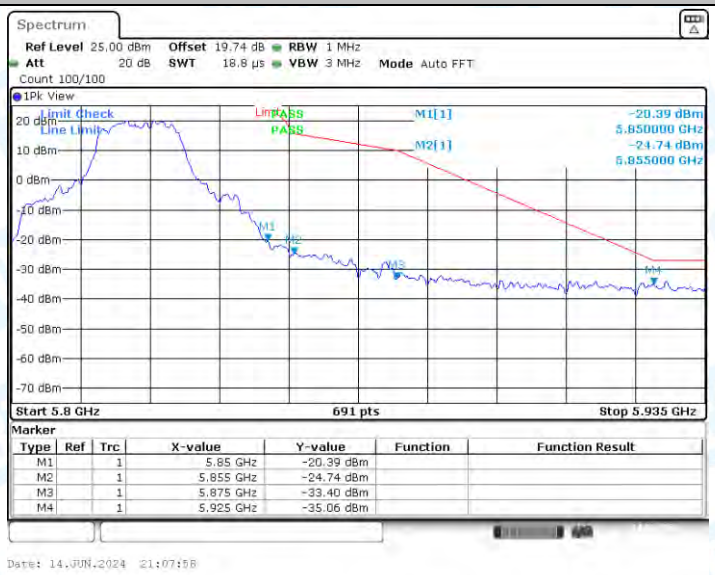

11A-CDD_Ant2_High_5825_Peak

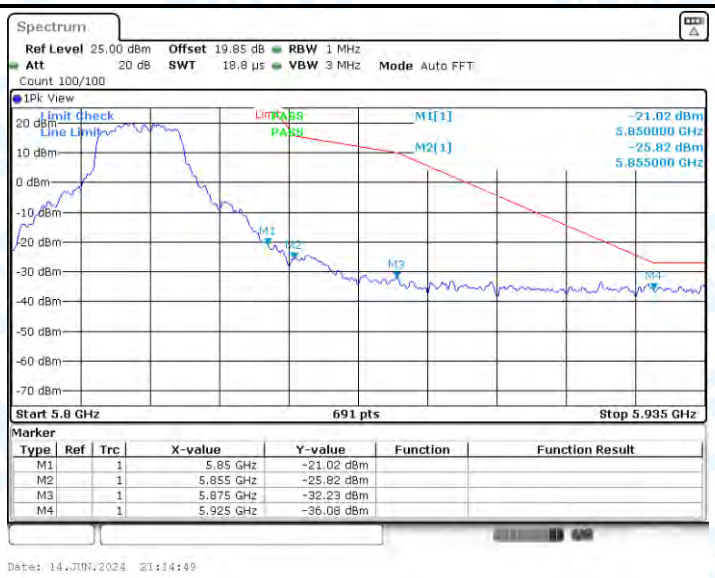

11N20MIMO_Ant1_Low_5180_AV

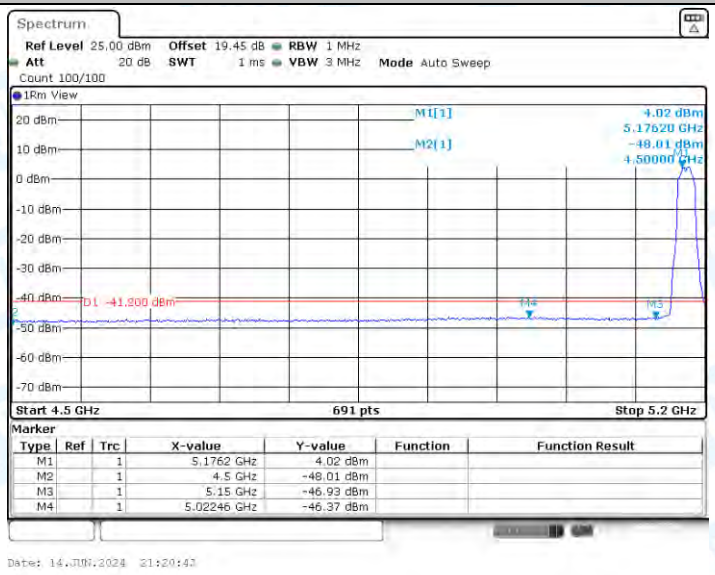

11N20MIMO_Ant1_Low_5180_Peak

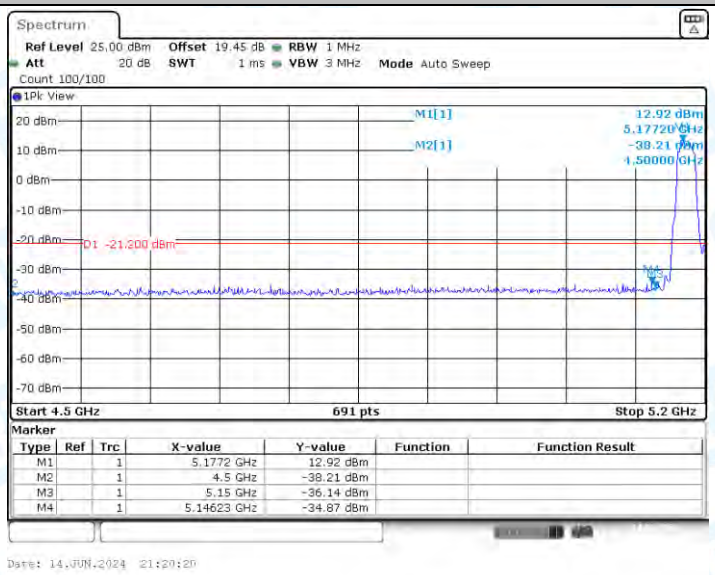

11N20MIMO_Ant2_Low_5180_AV

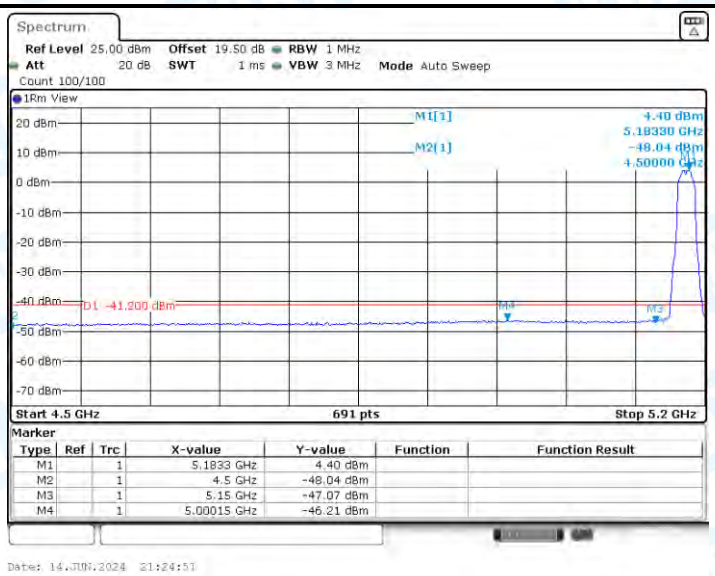

11N20MIMO_Ant2_Low_5180_Peak

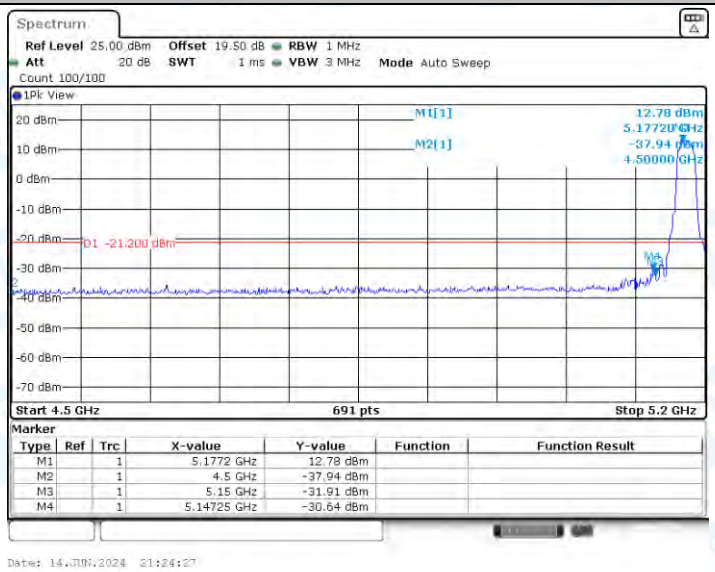

11N20MIMO_Ant1_High_5240_AV

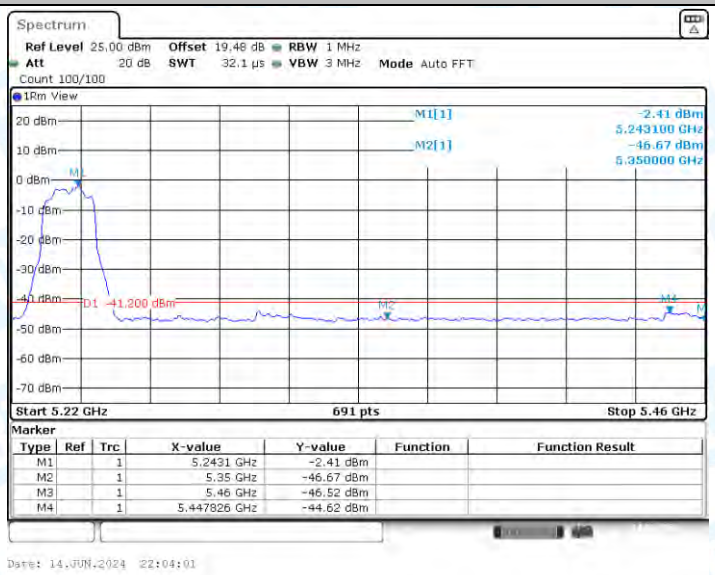

11N20MIMO_Ant1_High_5240_Peak

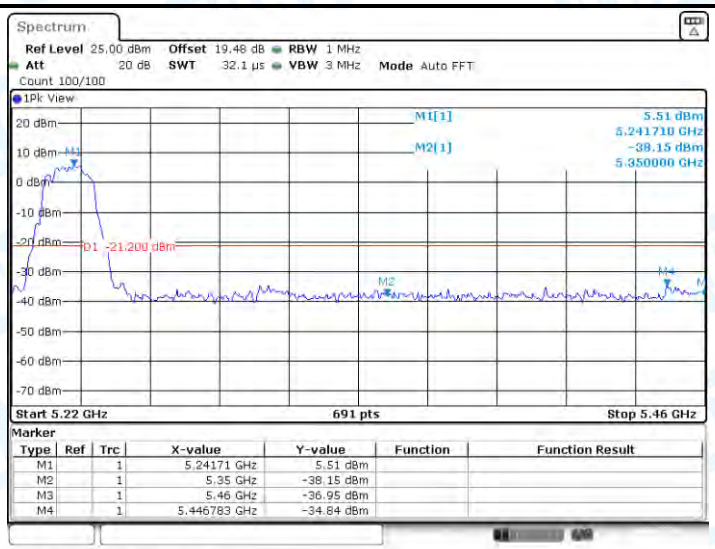

11N20MIMO_Ant2_High_5240_AV

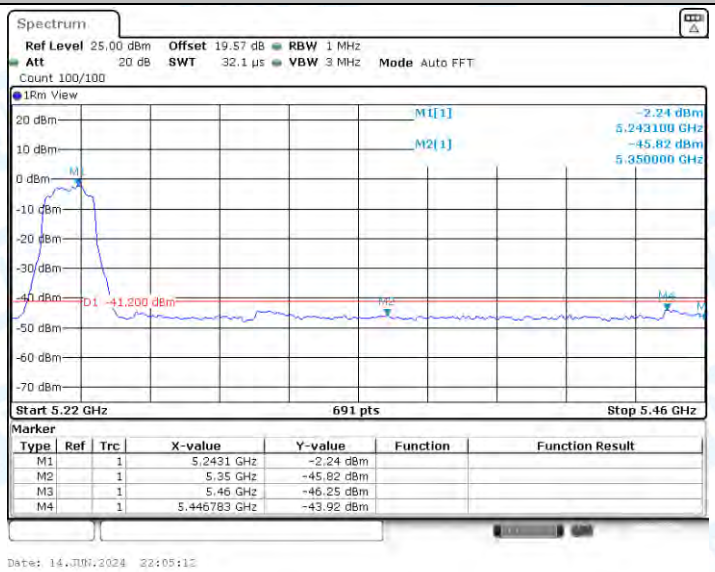

11N20MIMO_Ant2_High_5240_Peak

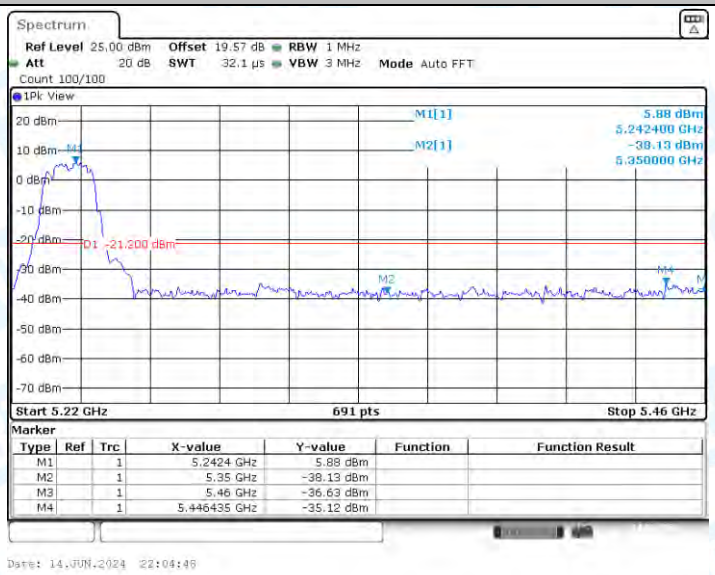

11N20MIMO_Ant1_Low_5745_Peak

11N20MIMO_Ant2_Low_5745_Peak

11N20MIMO_Ant1_High_5825_Peak

11N20MIMO_Ant2_High_5825_Peak

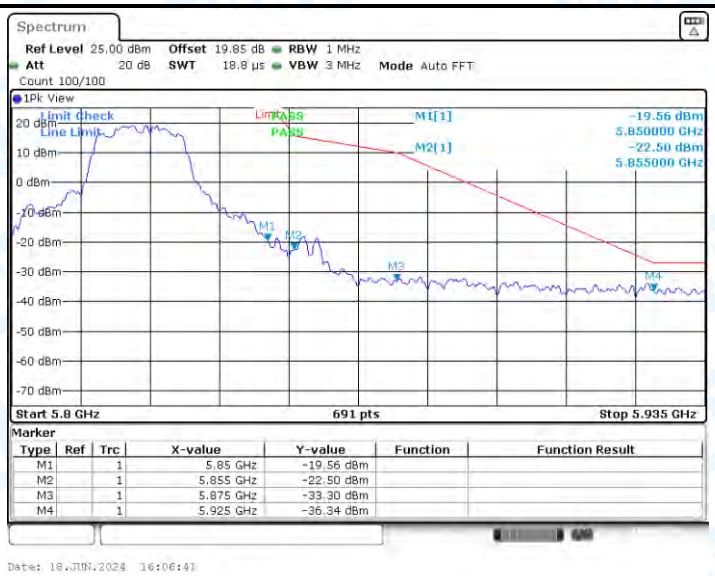

11N40MIMO_Ant1_Low_5190_AV

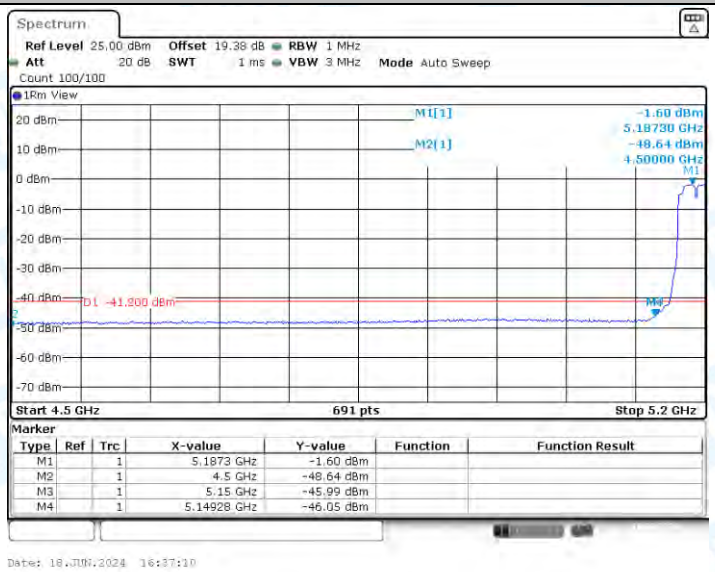

11N40MIMO_Ant1_Low_5190_Peak

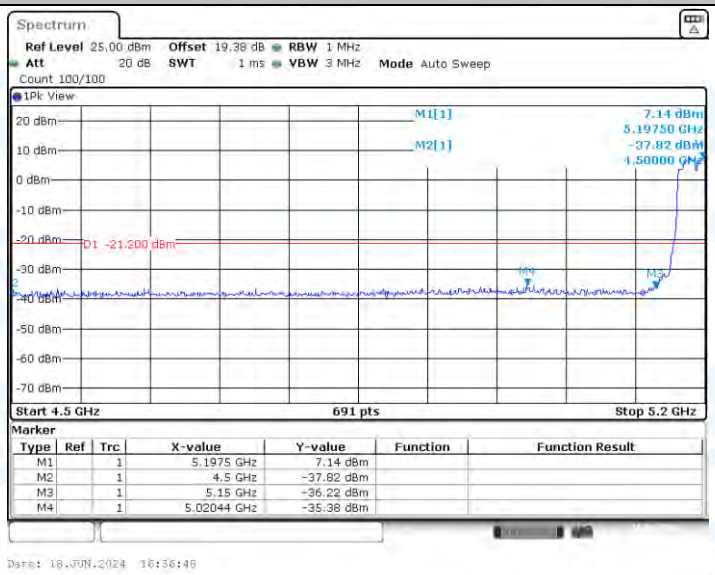

11N40MIMO_Ant2_Low_5190_AV

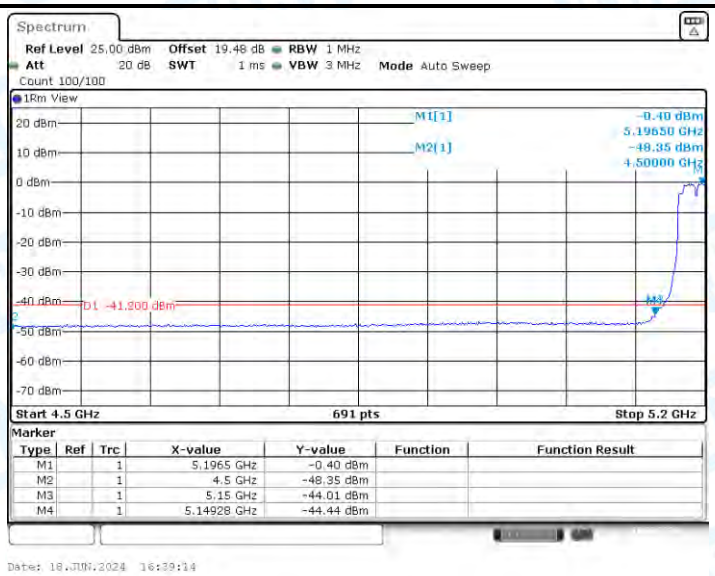

11N40MIMO_Ant2_Low_5190_Peak

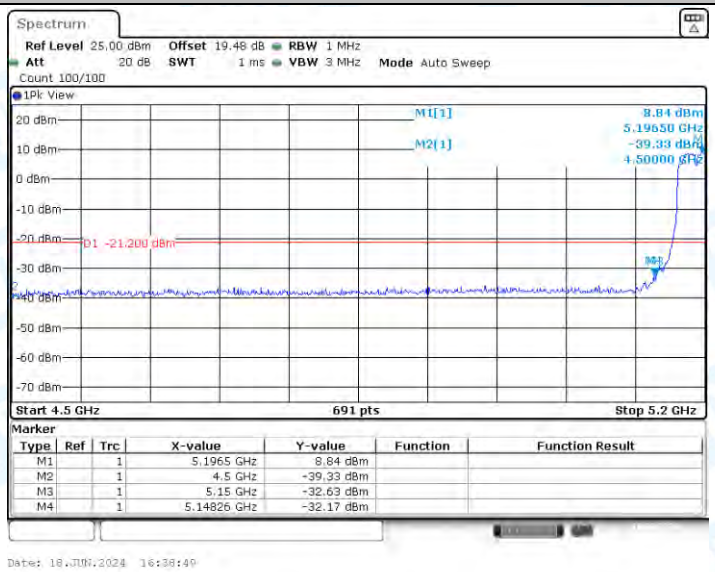

11N40MIMO_Ant1_High_5230_AV

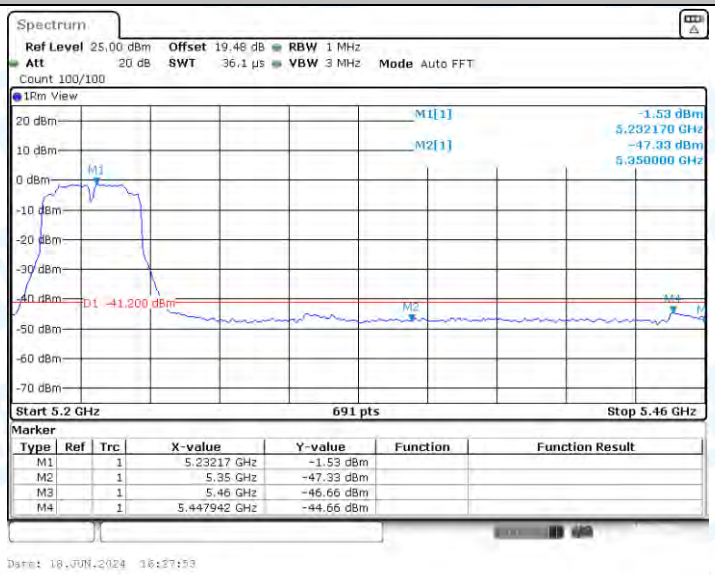

11N40MIMO_Ant1_High_5230_Peak

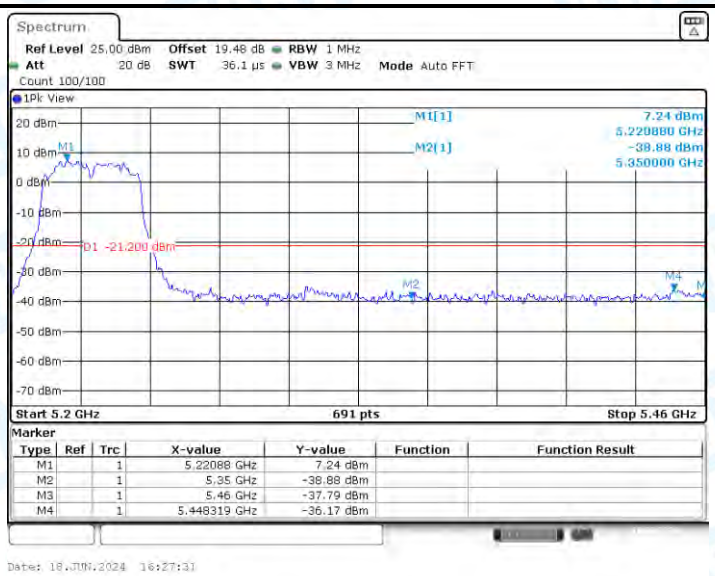

11N40MIMO_Ant2_High_5230_AV

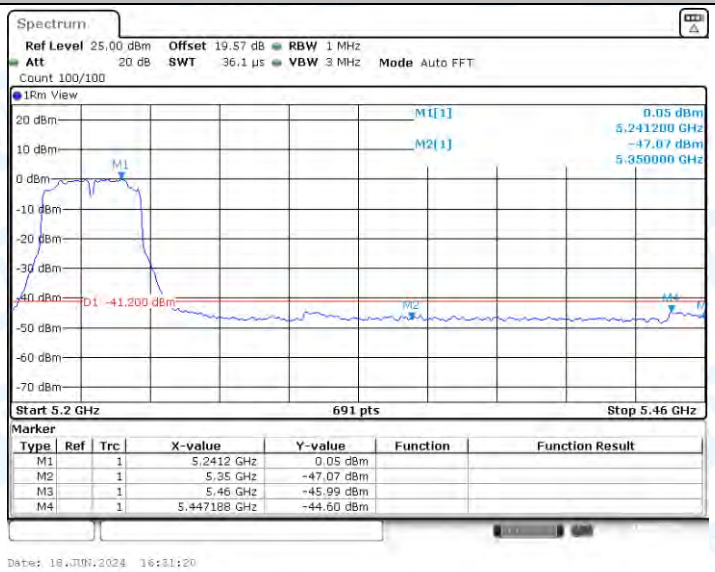

11N40MIMO_Ant2_High_5230_Peak

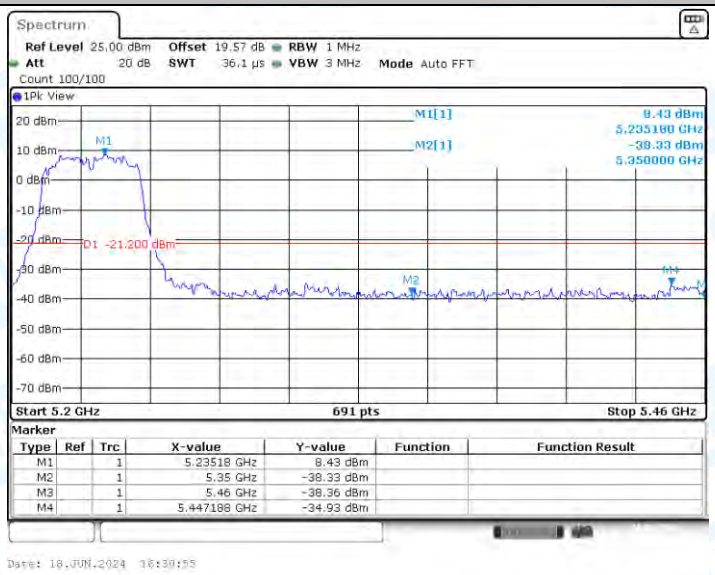

11N40MIMO_Ant1_Low_5755_Peak