RF Test Data for Bluetooth (BR+EDR) (Conducted Measurements)

General Description of EUT	
EUT Name:	Portable Gaming Computer(Tablet computer)
Model:	AYANEO Pocket EVO
Sample ID:	HC-C-202411-0249-01-03-2#
Test Standard:	FCC Part 15.247
Environmental Conditions	
Ambient Temperature:	24.8℃
Ambient Humidity:	48%RH
Test Power Supply:	DC 3.87V
Test Engineer:	ZKN. ZHOU
Note: For a more detailed features description, please refer to the report TBR-C-202411-0249-7	

Contents

1: 20dB Emission Bandwidth 3
1.1 Test Result 3
1.2 Test Graphs 4
2: Occupied Channel Bandwidth 6
2.1 Test Result 6
2.2 Test Graphs 7
3: Maximum conducted peak output power 9
3.1 Test Result Peak 9
3.2 Test Graphs 10
4: Carrier frequency separation 12
4.1 Test Result 12
4.2 Test Graphs 13
5: Time of occupancy 14
5.1 Test Result 14
5.2 Test Graphs 15
6: Number of hopping channels 17
6.1 Test Result 17
6.2 Test Graphs 18
7: Band edge measurements 19
7.1 Test Result 19
7.2 Test Graphs 20
8: Conducted Spurious Emission 22
8.1 Test Result 22
8.2 Test Graphs 23
9: Duty Cycle 28
9.1 Test Result 28
9.2 Test Graphs 29
10: Emissions in Restricted Bands 31
10.1 Test Result 31
10.2 Test Graphs 32

1: 20dB Emission Bandwidth

1.1 Test Result

Test Mode	Antenna	Frequency[MHz]	20dB EBW[MHz]	FL[MHz]	FH[MHz]	Limit[MHz]	Verdict
DH5	Ant1	2402	0.94	2401.53	2402.47	---	---
DH5	Ant1	2441	0.95	2440.52	2441.47	---	---
DH5	Ant1	2480	0.95	2479.52	2480.47	---	---
2DH5	Ant1	2402	1.33	2401.32	2402.65	---	---
2DH5	Ant1	2441	1.33	2440.32	2441.65	---	---
2DH5	Ant1	2480	1.33	2479.32	2480.65	---	---
3DH5	Ant1	2402	1.31	2401.33	2402.64	---	---
3DH5	Ant1	2441	1.31	2440.33	2441.64	---	---
3DH5	Ant1	2480	1.31	2479.33	2480.64	---	---

1.2 Test Graphs

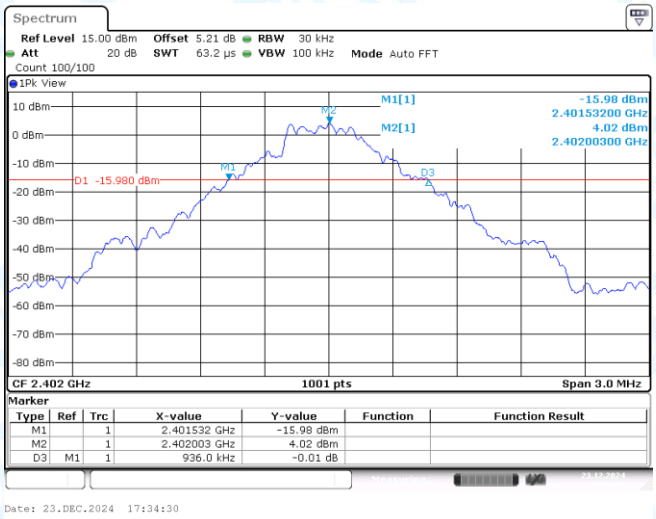

DH5-Ant1-2402

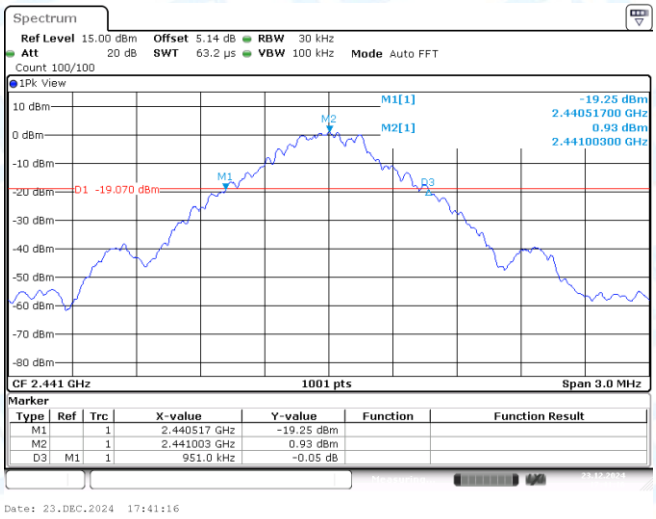

DH5-Ant1-2441

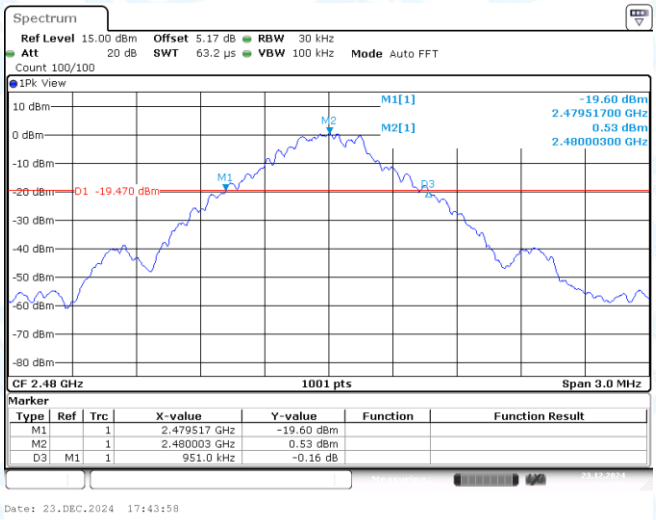

DH5-Ant1-2480

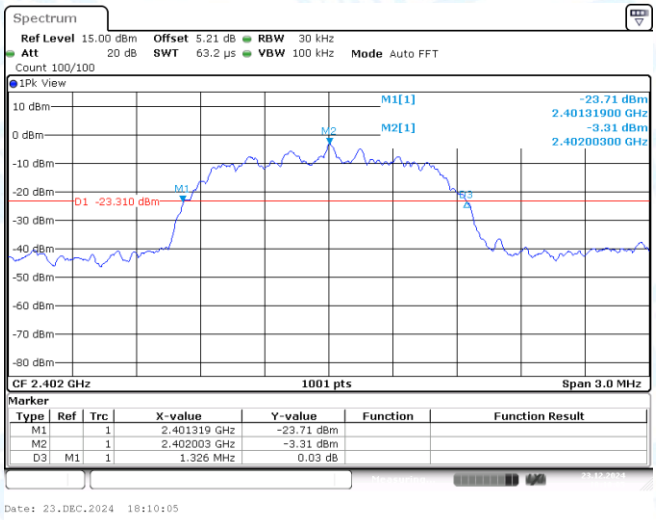

2DH5-Ant1-2402

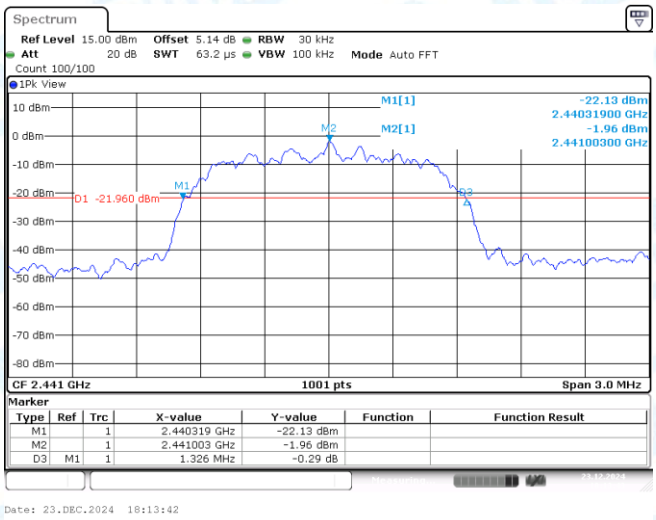

2DH5-Ant1-2441

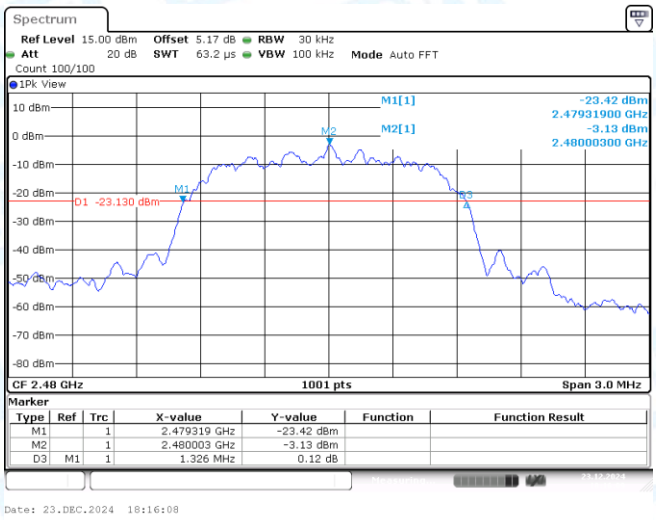

2DH5-Ant1-2480

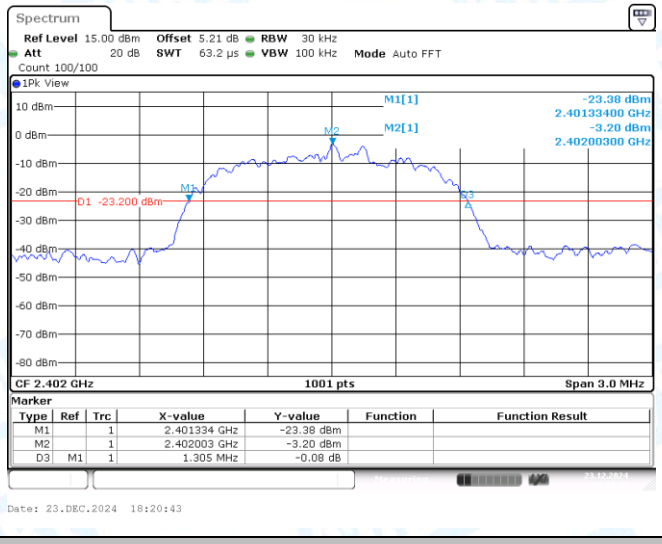

3DH5-Ant1-2402

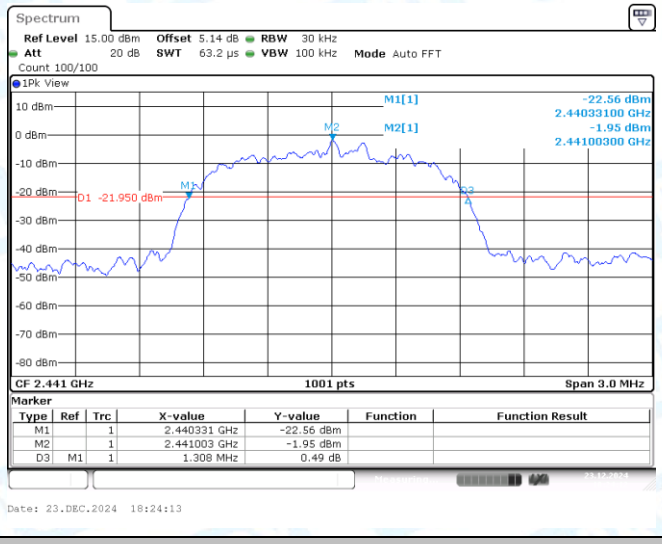

3DH5-Ant1-2441

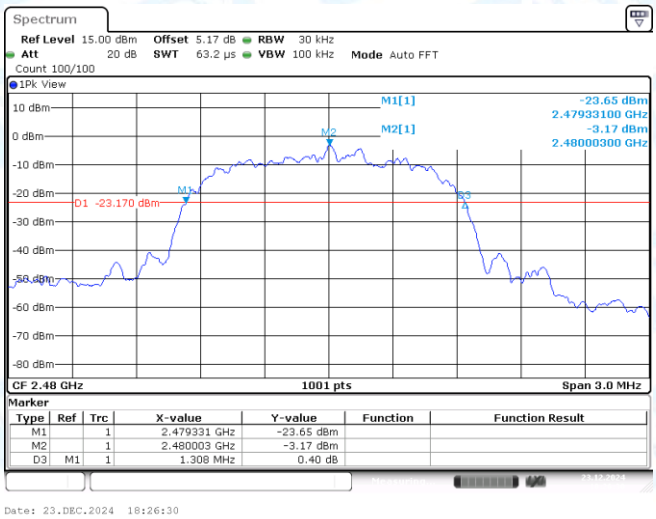

3DH5-Ant1-2480

2: Occupied Channel Bandwidth

2.1 Test Result

Test Mode	Antenna	Frequency[MHz]	OCB [MHz]	FL[MHz]	FH[MHz]	Limit[MHz]	Verdict
DH5	Ant1	2402	0.842	2401.5654	2402.4076	---	---
DH5	Ant1	2441	0.854	2440.5534	2441.4076	---	---
DH5	Ant1	2480	0.86	2479.5504	2480.4106	---	---
2DH5	Ant1	2402	1.193	2401.3886	2402.5814	---	---
2DH5	Ant1	2441	1.187	2440.3886	2441.5754	---	---
2DH5	Ant1	2480	1.184	2479.3916	2480.5754	---	---
3DH5	Ant1	2402	1.196	2401.3856	2402.5814	---	---
3DH5	Ant1	2441	1.19	2440.3886	2441.5784	---	---
3DH5	Ant1	2480	1.184	2479.3916	2480.5754	---	---

2.2 Test Graphs

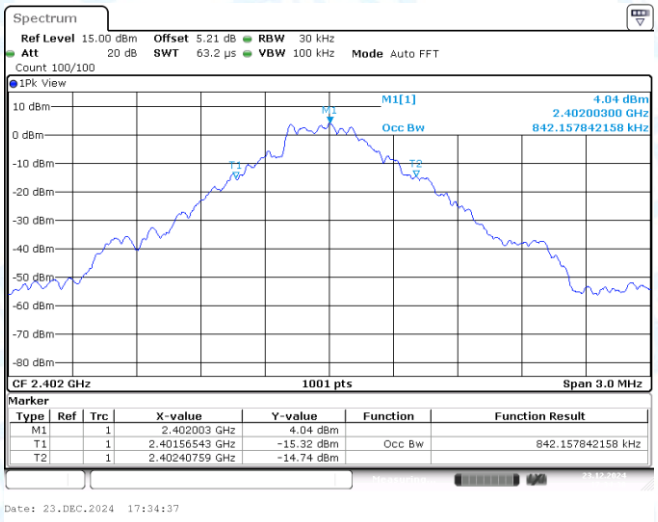

DH5-Ant1-2402

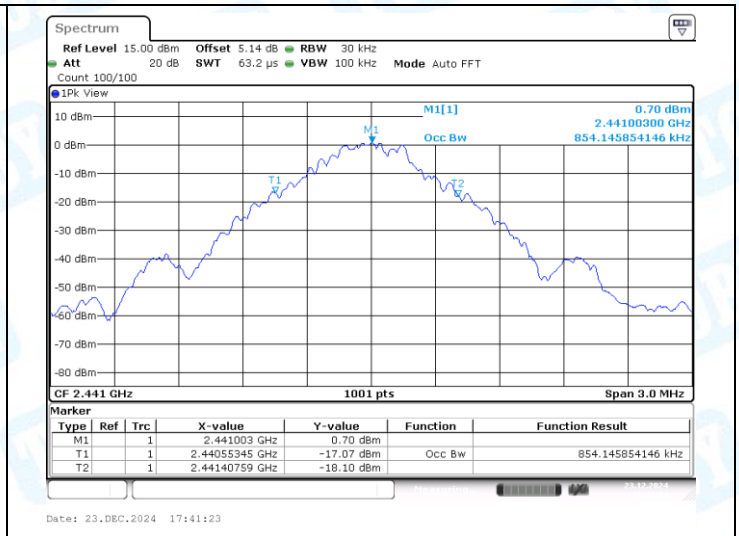

DH5-Ant1-2441

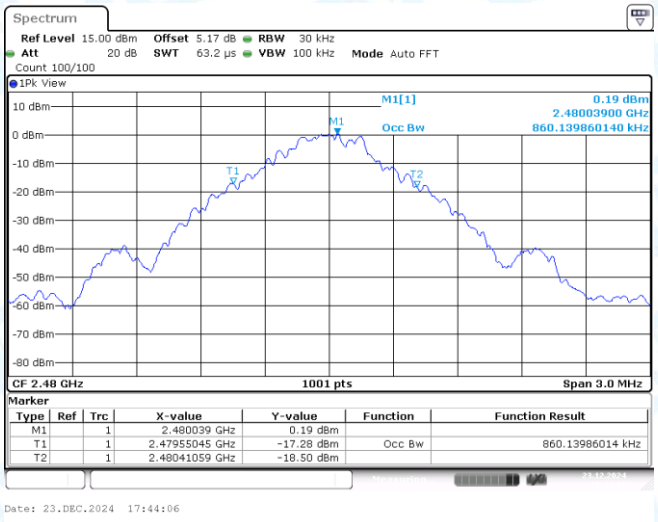

DH5-Ant1-2480

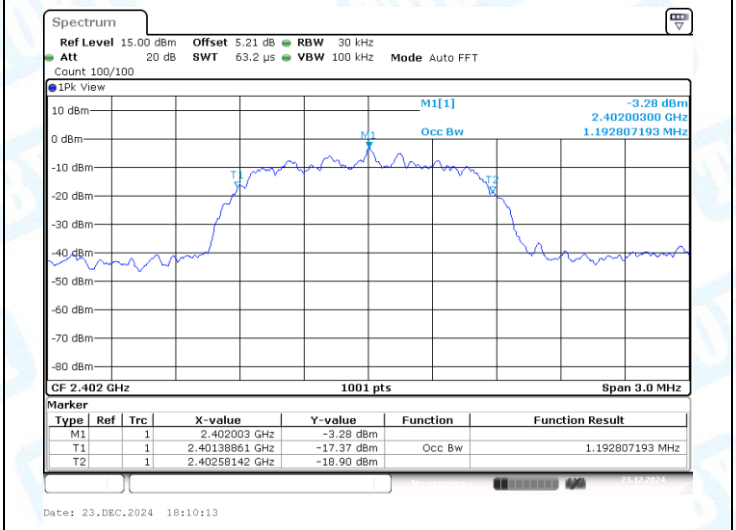

2DH5-Ant1-2402

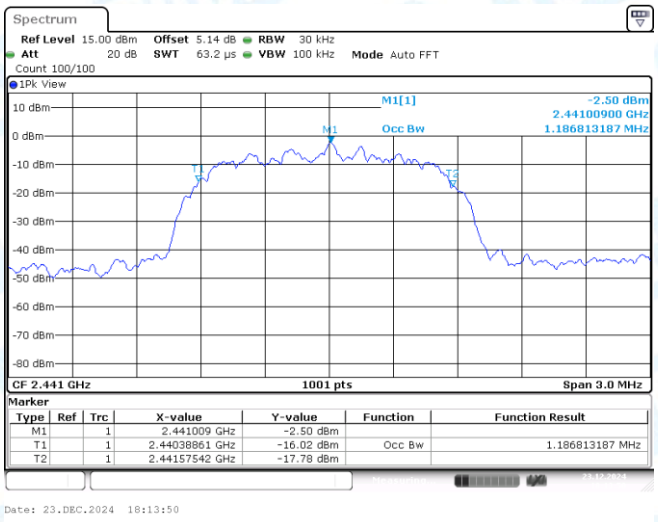

2DH5-Ant1-2441

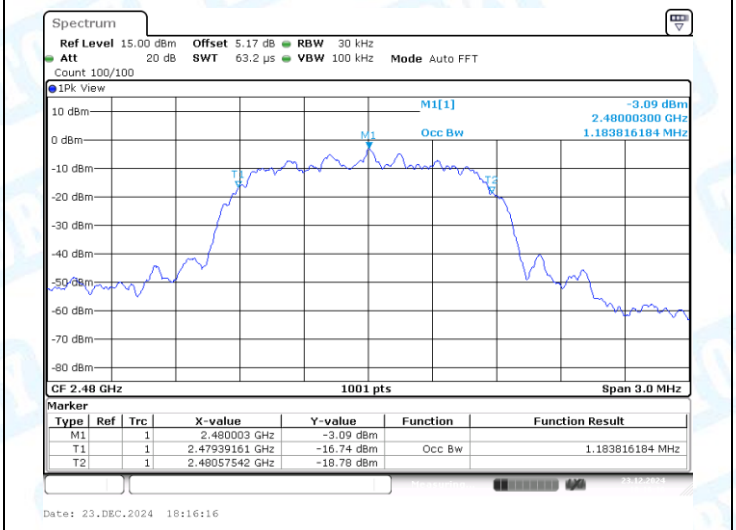

2DH5-Ant1-2480

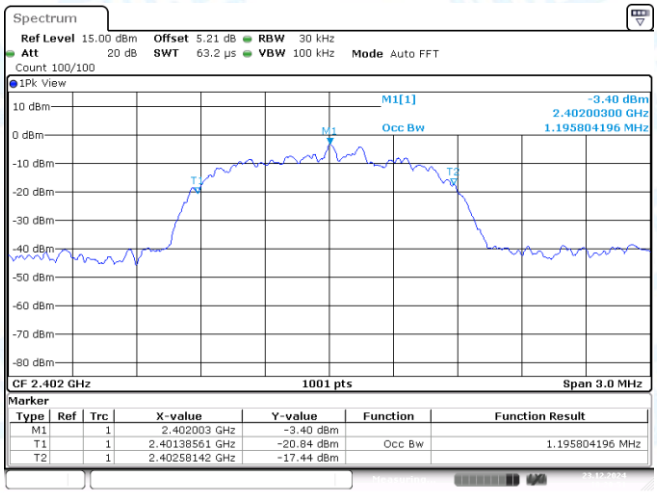

3DH5-Ant1-2402

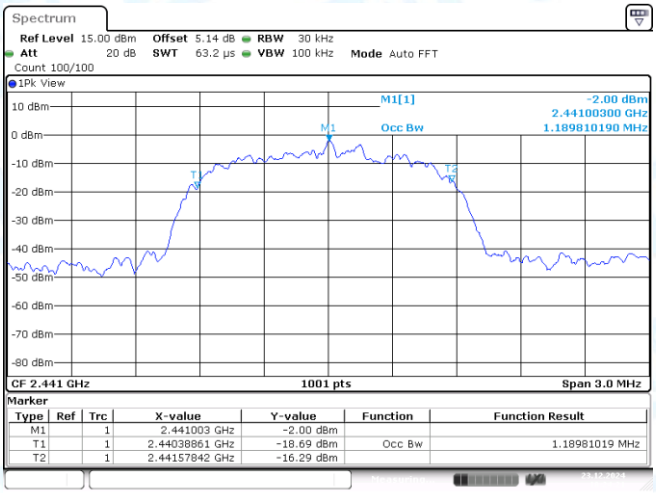

3DH5-Ant1-2441

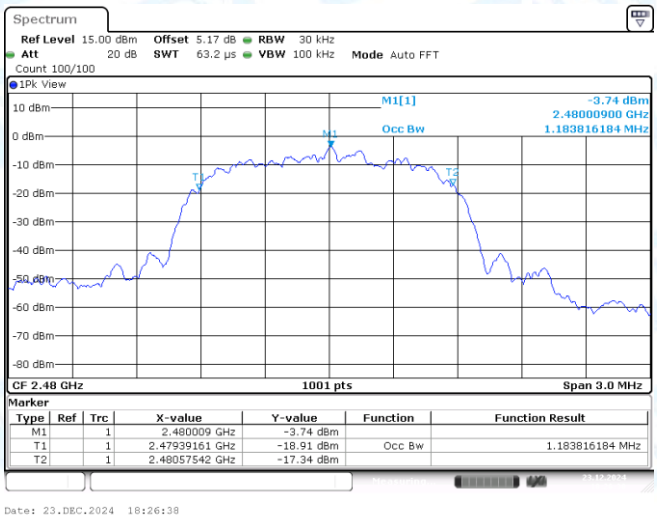

3DH5-Ant1-2480

3: Maximum conducted peak output power

3.1 Test Result Peak

Test Mode	Antenna	Frequency[MHz]	Conducted Peak Powert[dBm]	Conducted Limit[dBm]	Verdict
DH5	Ant1	2402	2.19	≤21	PASS
DH5	Ant1	2441	3.65	≤21	PASS
DH5	Ant1	2480	3.25	≤21	PASS
2DH5	Ant1	2402	1.42	≤21	PASS
2DH5	Ant1	2441	2.73	≤21	PASS
2DH5	Ant1	2480	2.06	≤21	PASS
3DH5	Ant1	2402	1.70	≤21	PASS
3DH5	Ant1	2441	2.97	≤21	PASS
3DH5	Ant1	2480	2.39	≤21	PASS

3.2 Test Graphs

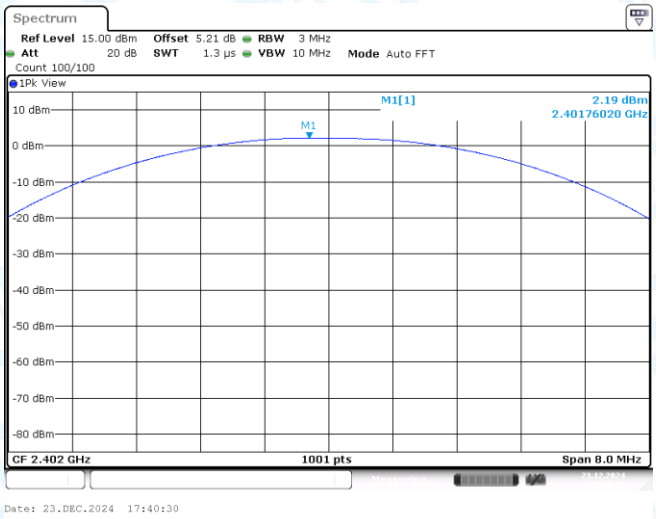

DH5-Ant1-2402-PASS

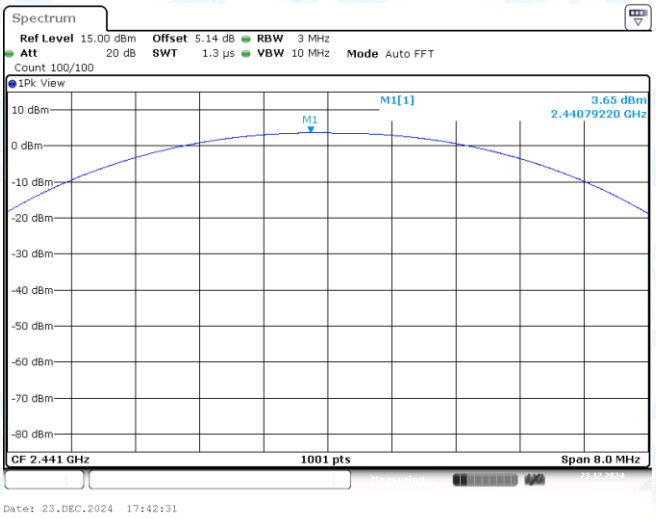

DH5-Ant1-2441-PASS

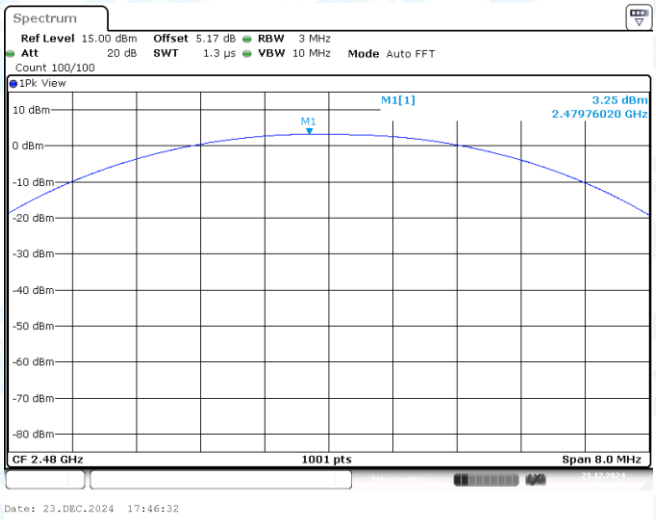

DH5-Ant1-2480-PASS

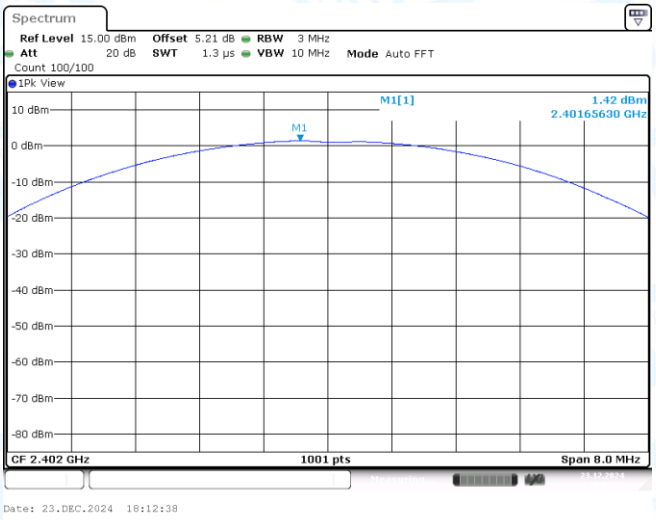

2DH5-Ant1-2402-PASS

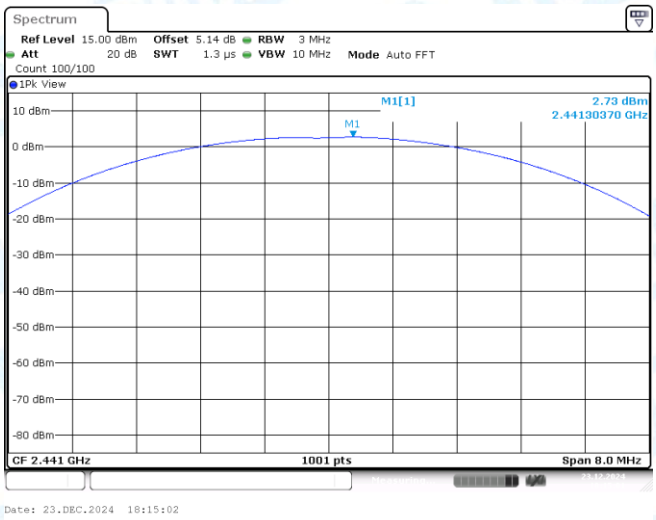

2DH5-Ant1-2441-PASS

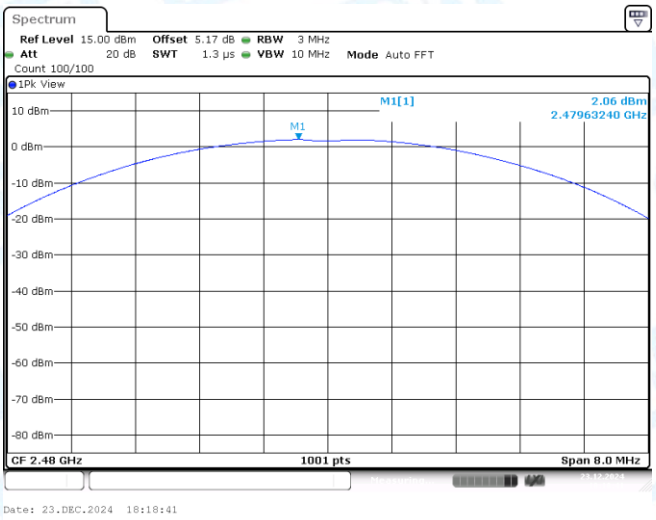

2DH5-Ant1-2480-PASS

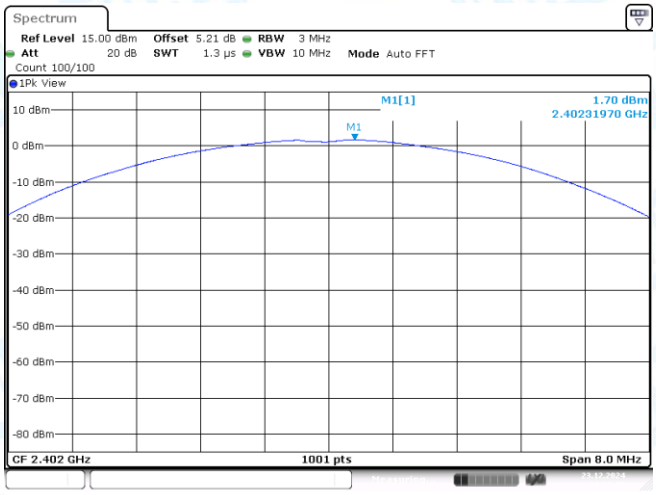

3DH5-Ant1-2402-PASS

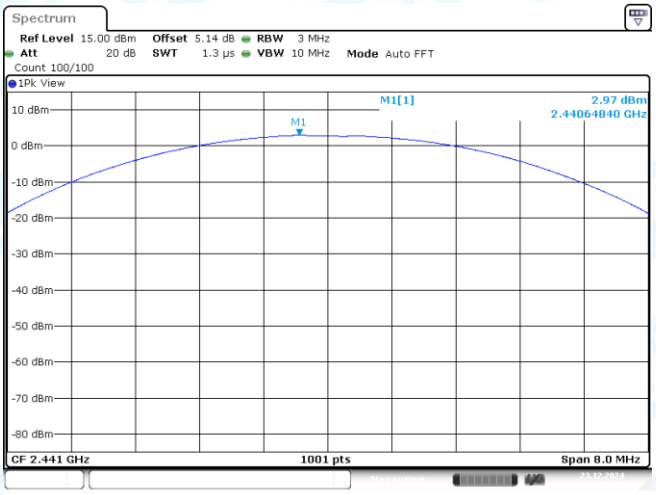

3DH5-Ant1-2441-PASS

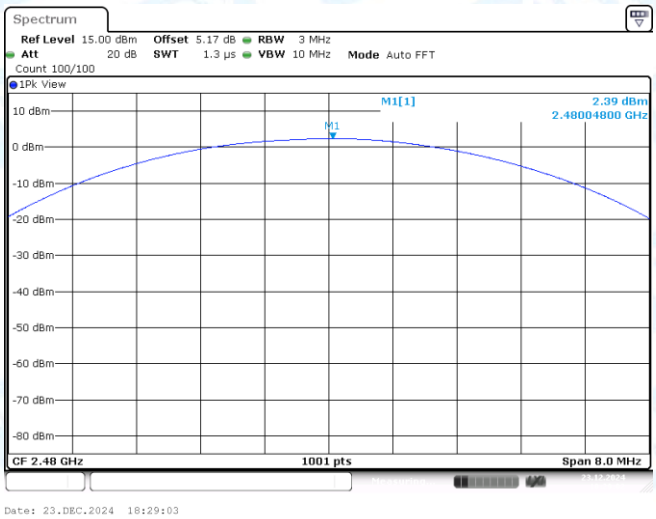

3DH5-Ant1-2480-PASS

4: Carrier frequency separation

4.1 Test Result

TestMode	Antenna	Frequency[MHz]	Result[MHz]	Limit[MHz]	Verdict
DH5	Ant1	Hop	1.322	≥0.950	PASS
2DH5	Ant1	Hop	1.014	≥0.887	PASS
3DH5	Ant1	Hop	1.223	≥0.873	PASS

4.2 Test Graphs

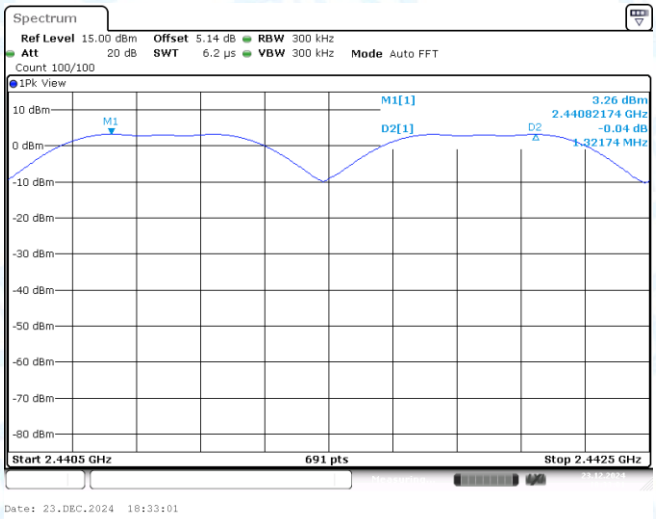

DH5-Ant1-Hop-PASS

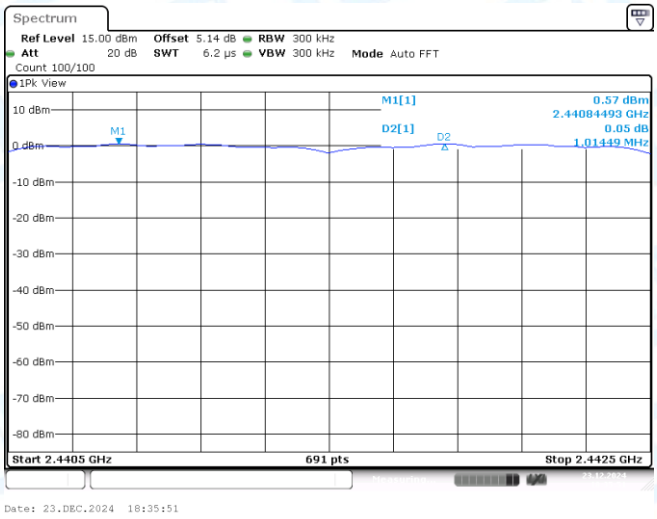

2DH5-Ant1-Hop-PASS

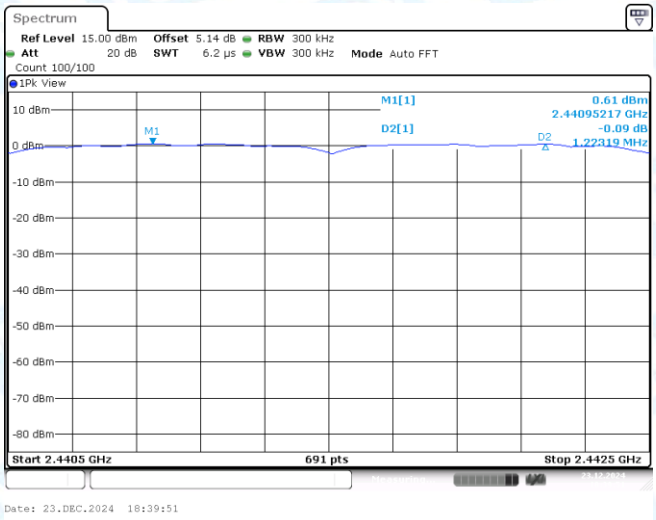

3DH5-Ant1-Hop-PASS

5: Time of occupancy

5.1 Test Result

TestMode	Antenna	Frequency[MHz]	BurstWidth [ms]	TotalHops [Num]	Result[s]	Limit[s]	Verdict
DH1	Ant1	Hop	0.380	320	0.122	≤0.4	PASS
DH3	Ant1	Hop	1.629	160	0.261	≤0.4	PASS
DH5	Ant1	Hop	2.869	106.67	0.306	≤0.4	PASS
2DH1	Ant1	Hop	0.385	320	0.123	≤0.4	PASS
2DH3	Ant1	Hop	1.628	160	0.26	≤0.4	PASS
2DH5	Ant1	Hop	2.869	106.67	0.306	≤0.4	PASS
3DH1	Ant1	Hop	0.385	320	0.123	≤0.4	PASS
3DH3	Ant1	Hop	1.628	160	0.26	≤0.4	PASS
3DH5	Ant1	Hop	2.870	106.67	0.306	≤0.4	PASS

5.2 Test Graphs

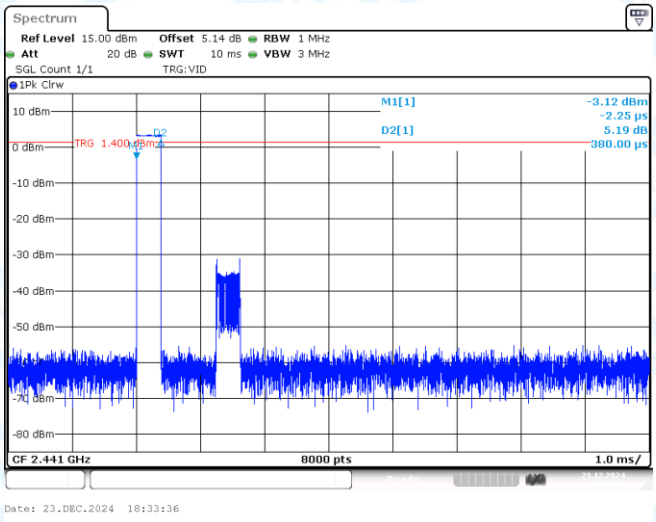

DH1-Ant1-Hop-PASS

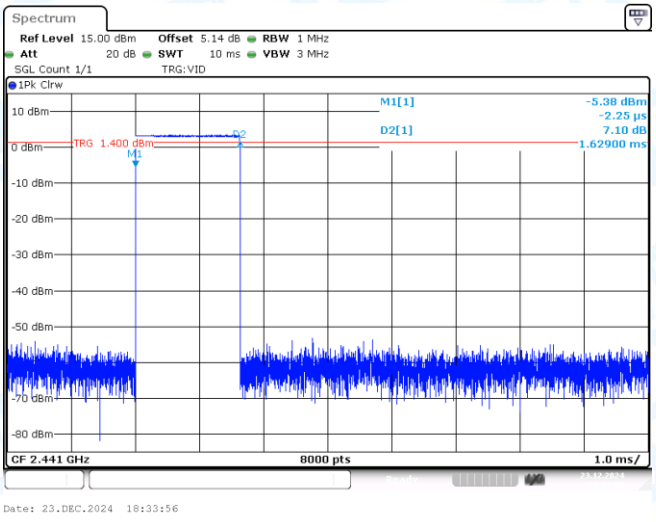

DH3-Ant1-Hop-PASS

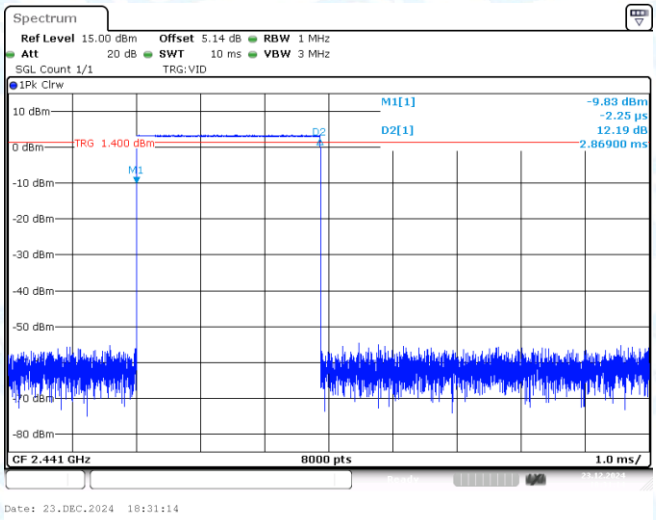

DH5-Ant1-Hop-PASS

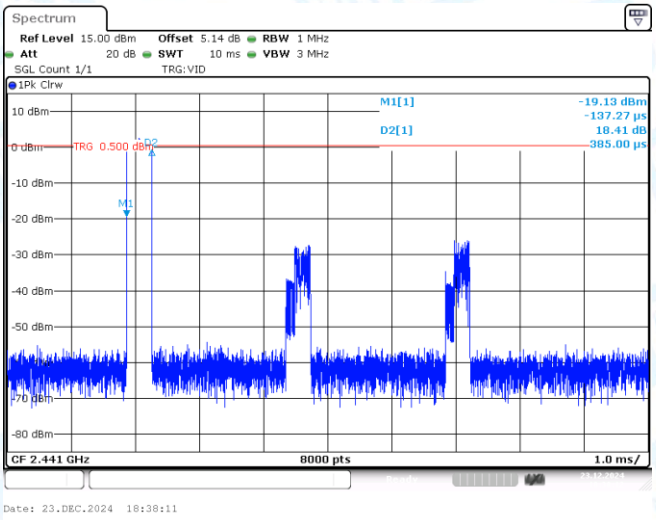

2DH1-Ant1-Hop-PASS

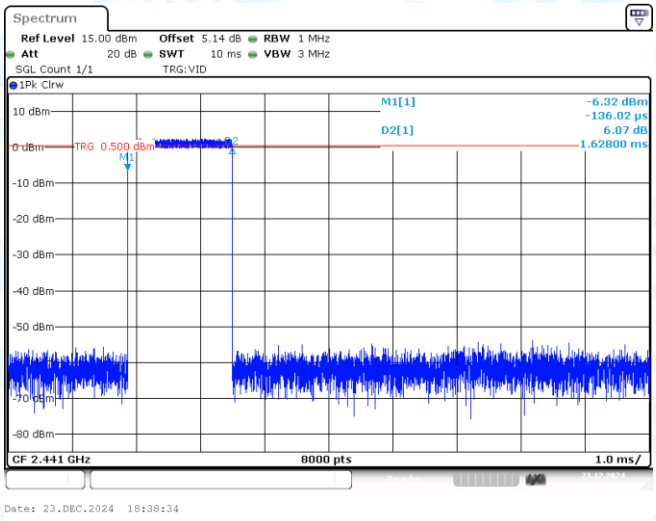

2DH3-Ant1-Hop-PASS

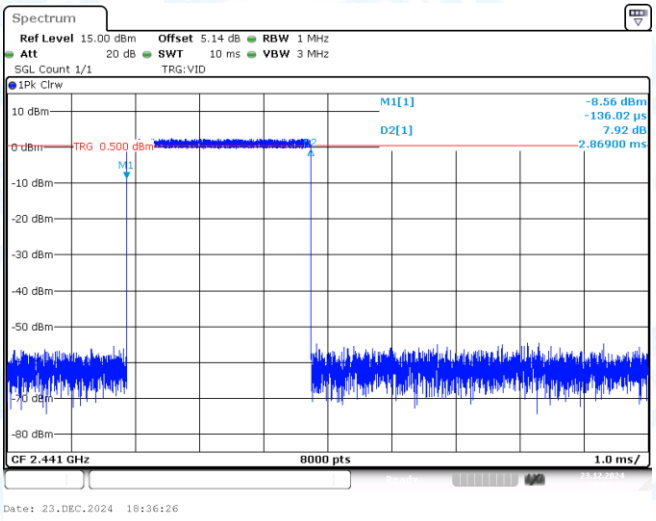

2DH5-Ant1-Hop-PASS

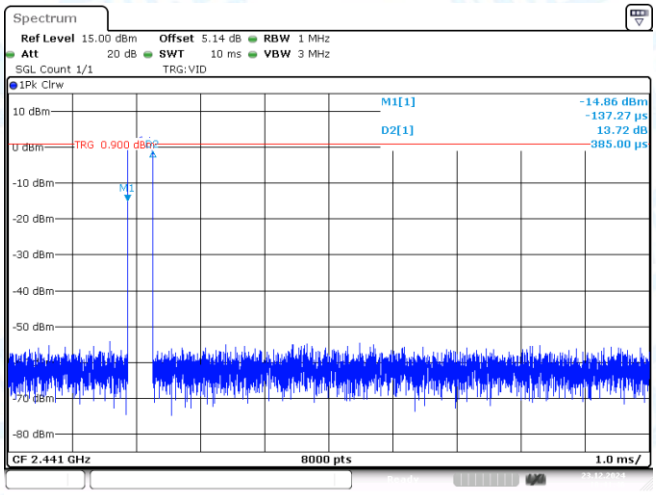

3DH1-Ant1-Hop-PASS

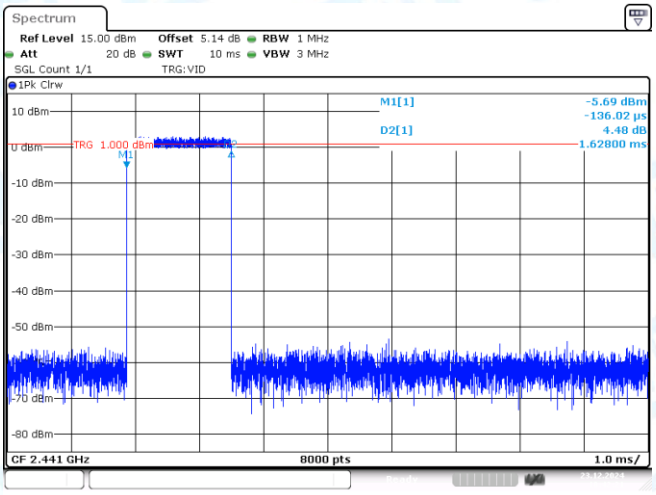

3DH3-Ant1-Hop-PASS

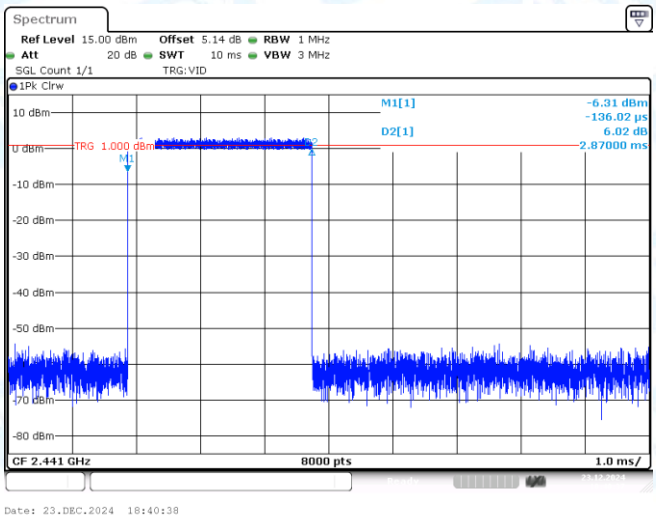

3DH5-Ant1-Hop-PASS

6: Number of hopping channels

6.1 Test Result

TestMode	Antenna	Frequency[MHz]	Result[Num]	Limit[Num]	Verdict
DH5	Ant1	Hop	79	≥15	PASS
2DH5	Ant1	Hop	79	≥15	PASS
3DH5	Ant1	Hop	79	≥15	PASS

6.2 Test Graphs

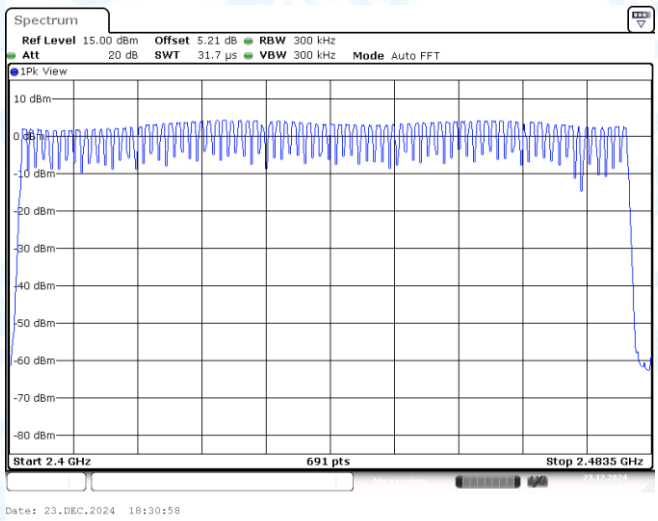

DH5-Ant1-Hop-PASS

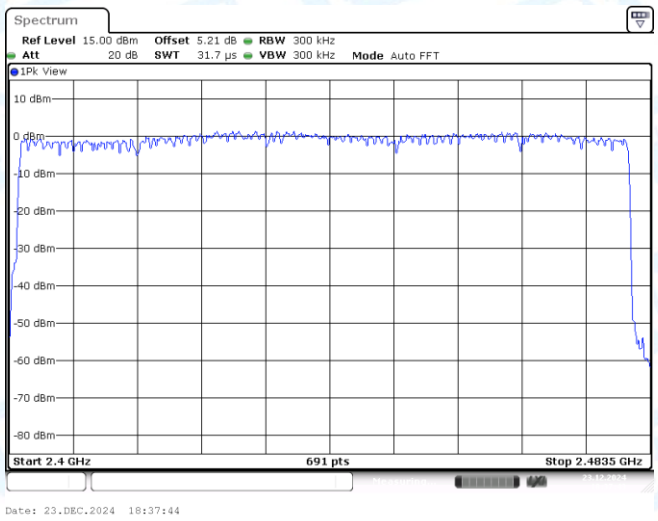

2DH5-Ant1-Hop-PASS

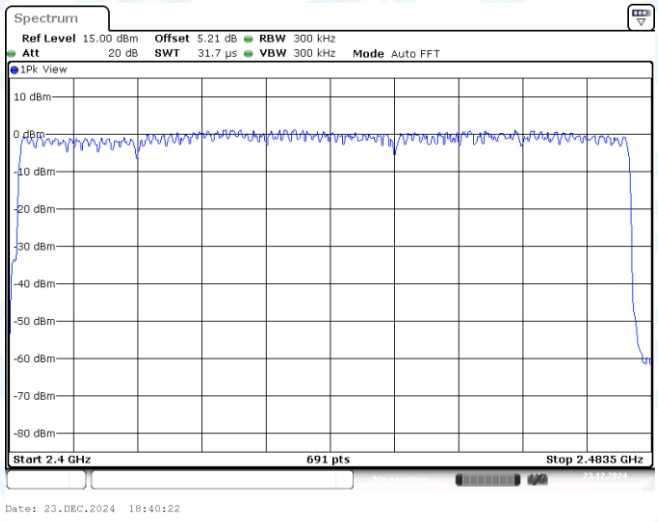

3DH5-Ant1-Hop-PASS

7: Band edge measurements

7.1 Test Result

TestMode	Antenna	ChName	Frequency[MHz]	RefLevel [dBm]	Result [dBm]	Limit [dBm]	Verdict
DH5	Ant1	Low	2402	6.52	-54.33	≤-13.48	PASS
DH5	Ant1	High	2480	2.56	-62.88	≤-17.44	PASS
DH5	Ant1	Low	Hop_2402	1.27	-61.9	≤-18.73	PASS
DH5	Ant1	High	Hop_2480	2.64	-62.06	≤-17.36	PASS
2DH5	Ant1	Low	2402	-0.77	-57.26	≤-20.77	PASS
2DH5	Ant1	High	2480	-0.75	-62.77	≤-20.75	PASS
2DH5	Ant1	Low	Hop_2402	-2.70	-60.46	≤-22.7	PASS
2DH5	Ant1	High	Hop_2480	-0.65	-61.62	≤-20.65	PASS
3DH5	Ant1	Low	2402	-0.96	-57.96	≤-20.96	PASS
3DH5	Ant1	High	2480	-1.13	-61.46	≤-21.13	PASS
3DH5	Ant1	Low	Hop_2402	-2.83	-60.05	≤-22.83	PASS
3DH5	Ant1	High	Hop_2480	-1.77	-61.05	≤-21.77	PASS

7.2 Test Graphs

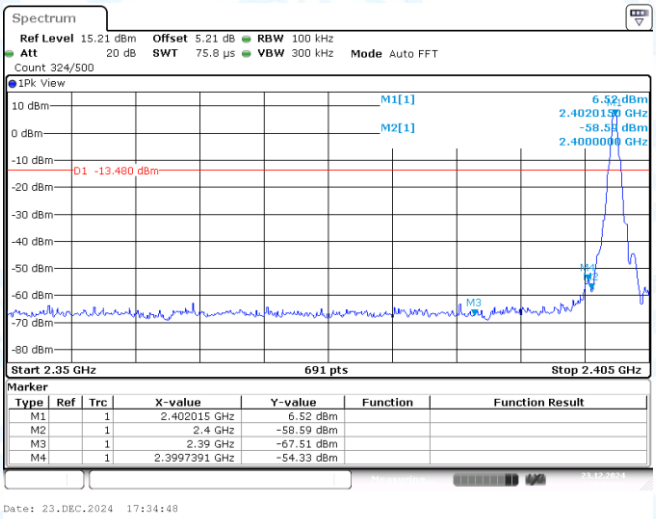

DH5-Ant1-2402-PASS

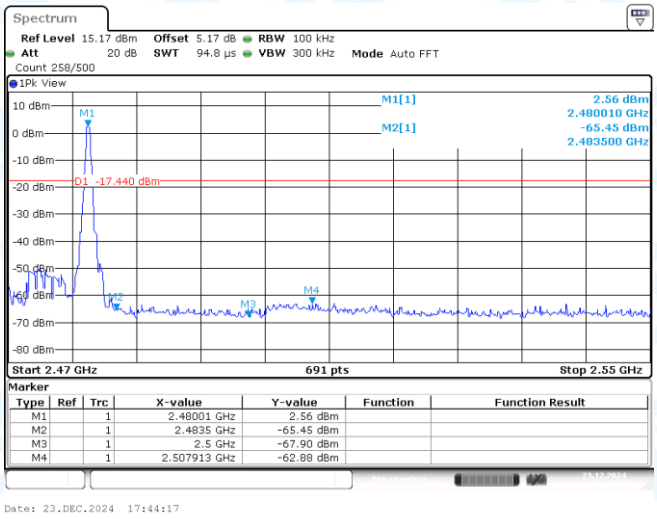

DH5-Ant1-2480-PASS

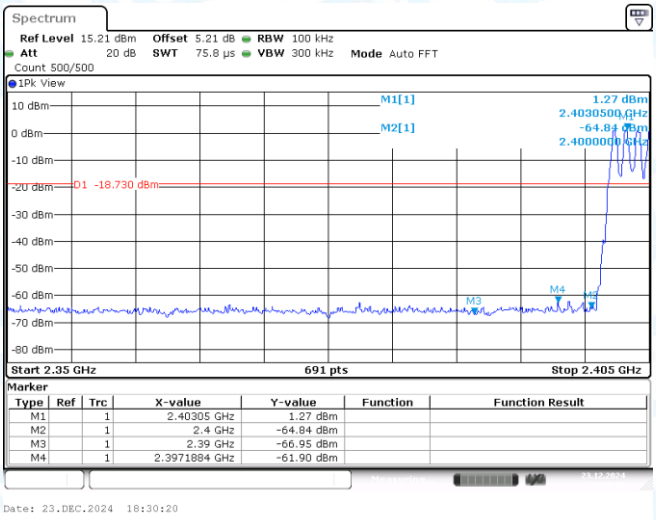

DH5-Ant1-Hop_2402-PASS

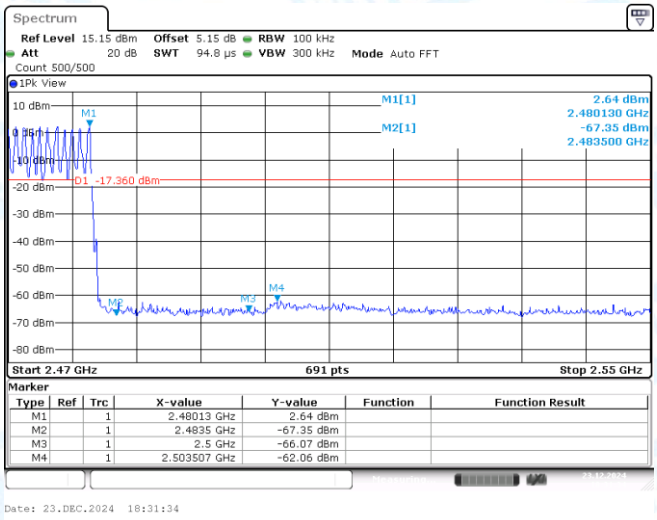

DH5-Ant1-Hop_2480-PASS

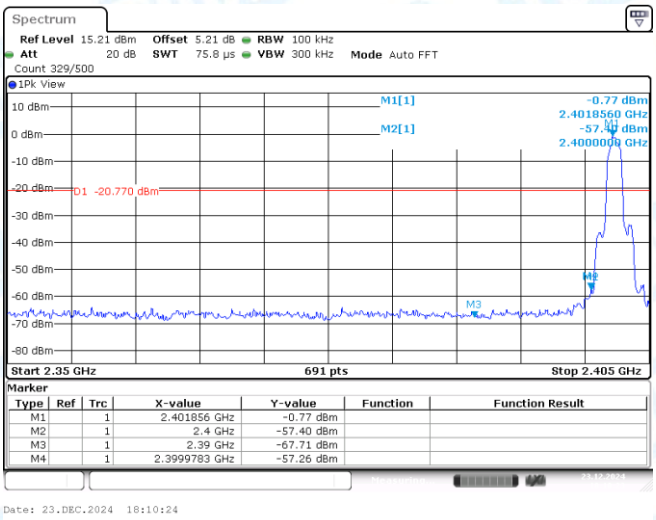

2DH5-Ant1-2402-PASS

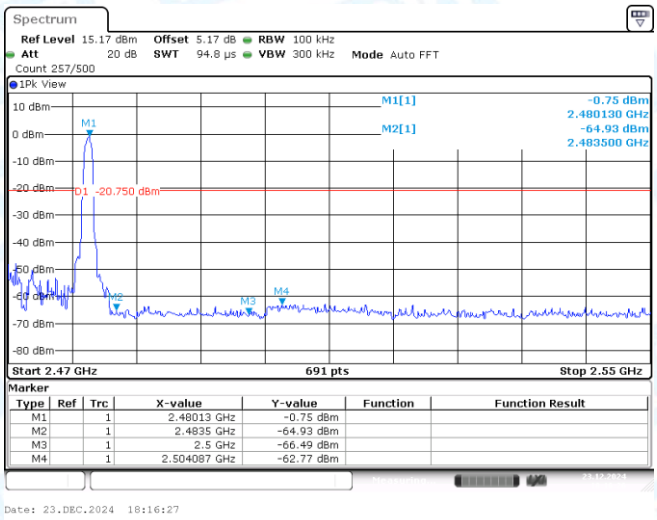

2DH5-Ant1-2480-PASS

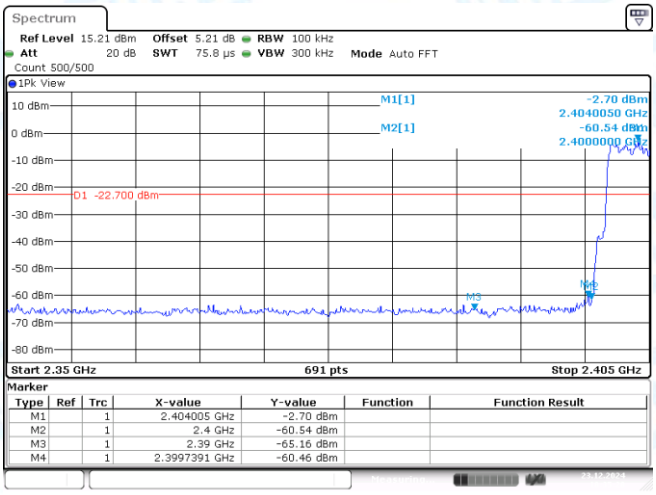

2DH5-Ant1-Hop_2402-PASS

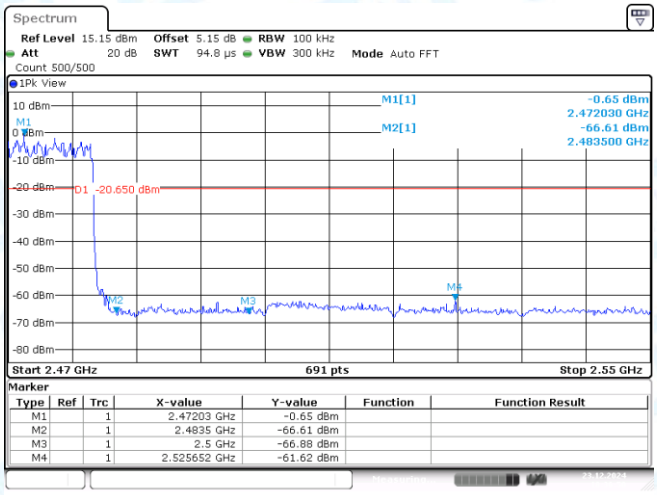

2DH5-Ant1-Hop_2480-PASS

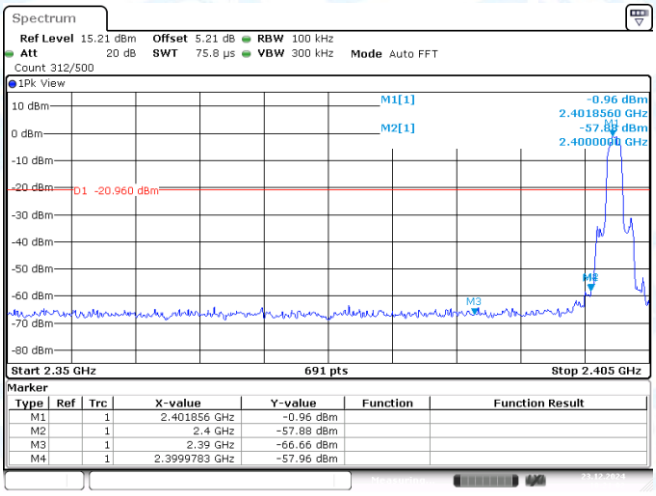

3DH5-Ant1-2402-PASS

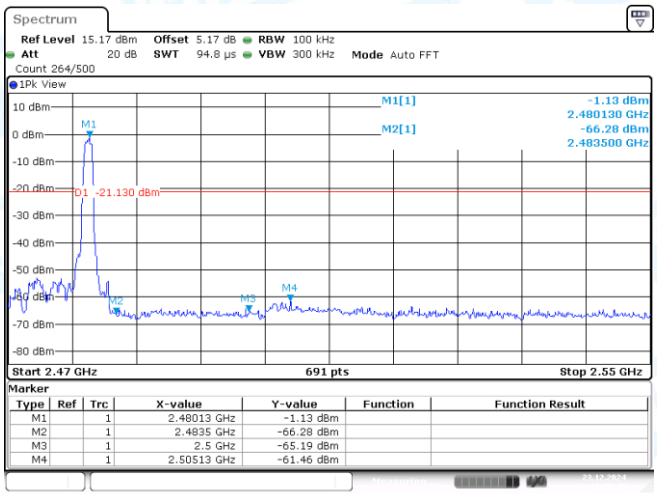

3DH5-Ant1-2480-PASS

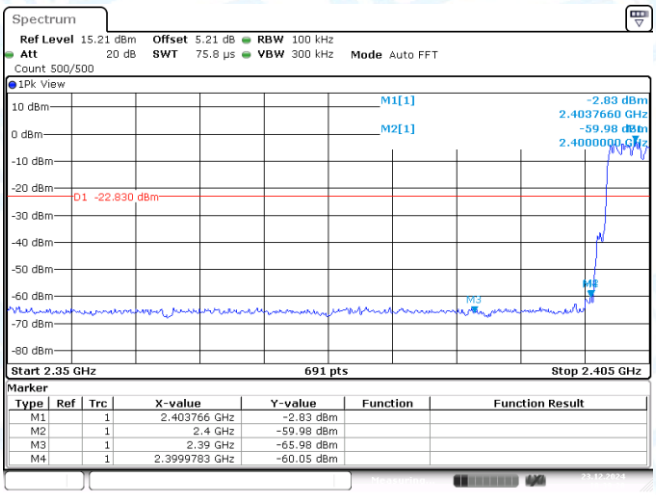

3DH5-Ant1-Hop_2402-PASS

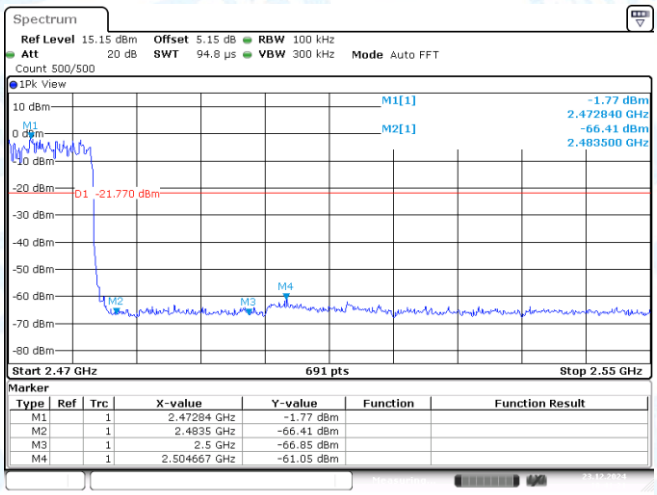

3DH5-Ant1-Hop_2480-PASS

8: Conducted Spurious Emission

8.1 Test Result

TestMode	Antenna	Frequency[MHz]	FreqRange [MHz]	RefLevel [dBm]	Result [dBm]	Limit [dBm]	Verdict
DH5	Ant1	2402	0~Reference	6.56	6.56	---	PASS
DH5	Ant1	2402	30~1000	6.56	-60.88	≤-13.44	PASS
DH5	Ant1	2402	1000~26500	6.56	-56.06	≤-13.44	PASS
DH5	Ant1	2441	0~Reference	3.47	3.47	---	PASS
DH5	Ant1	2441	30~1000	3.47	-61.4	≤-16.53	PASS
DH5	Ant1	2441	1000~26500	3.47	-55.14	≤-16.53	PASS
DH5	Ant1	2480	0~Reference	3.05	3.05	---	PASS
DH5	Ant1	2480	30~1000	3.05	-61.18	≤-16.95	PASS
DH5	Ant1	2480	1000~26500	3.05	-56.07	≤-16.95	PASS
2DH5	Ant1	2402	0~Reference	-0.75	-0.75	---	PASS
2DH5	Ant1	2402	30~1000	-0.75	-60.43	≤-20.75	PASS
2DH5	Ant1	2402	1000~26500	-0.75	-54.96	≤-20.75	PASS
2DH5	Ant1	2441	0~Reference	0.55	0.55	---	PASS
2DH5	Ant1	2441	30~1000	0.55	-60.51	≤-19.45	PASS
2DH5	Ant1	2441	1000~26500	0.55	-55.72	≤-19.45	PASS
2DH5	Ant1	2480	0~Reference	-0.58	-0.58	---	PASS
2DH5	Ant1	2480	30~1000	-0.58	-61.65	≤-20.58	PASS
2DH5	Ant1	2480	1000~26500	-0.58	-54.98	≤-20.58	PASS
3DH5	Ant1	2402	0~Reference	-0.61	-0.61	---	PASS
3DH5	Ant1	2402	30~1000	-0.61	-61.49	≤-20.61	PASS
3DH5	Ant1	2402	1000~26500	-0.61	-55.67	≤-20.61	PASS
3DH5	Ant1	2441	0~Reference	0.59	0.59	---	PASS
3DH5	Ant1	2441	30~1000	0.59	-61.13	≤-19.41	PASS
3DH5	Ant1	2441	1000~26500	0.59	-56.02	≤-19.41	PASS
3DH5	Ant1	2480	0~Reference	-0.55	-0.55	---	PASS
3DH5	Ant1	2480	30~1000	-0.55	-61.74	≤-20.55	PASS
3DH5	Ant1	2480	1000~26500	-0.55	-56.04	≤-20.55	PASS

8.2 Test Graphs

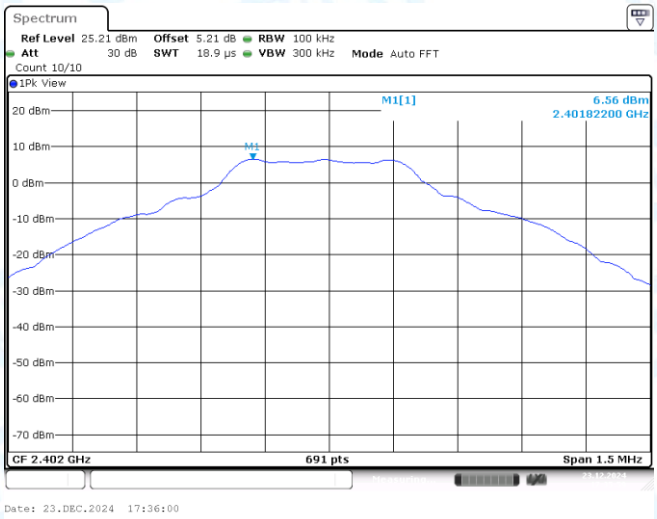

DH5-Ant1-2402-0~Reference-PASS

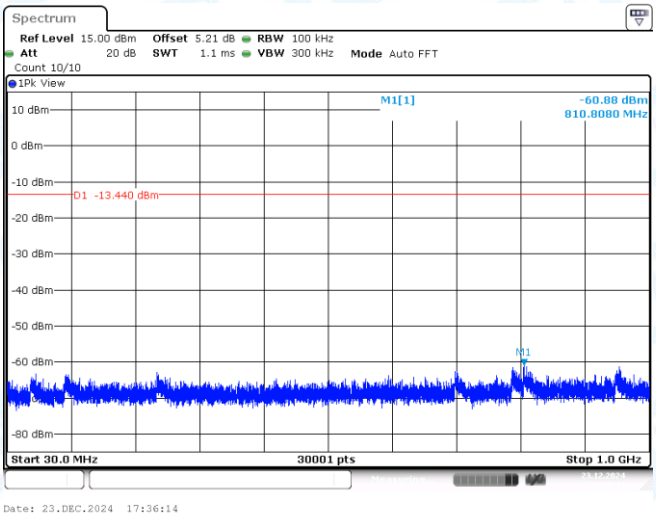

DH5-Ant1-2402-30~1000-PASS

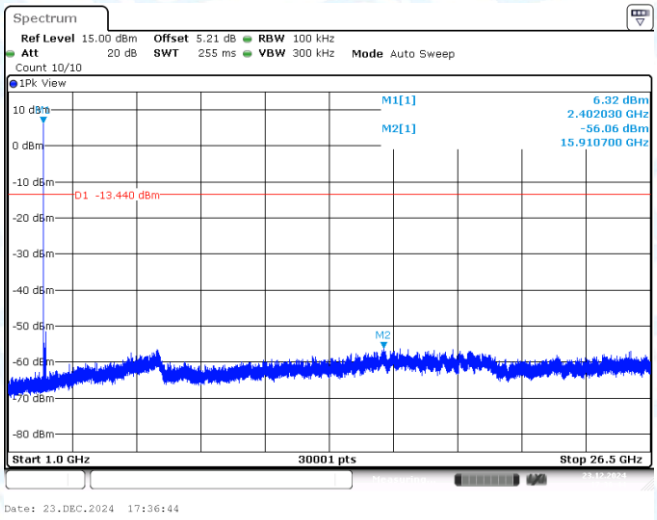

DH5-Ant1-2402-1000~26500-PASS

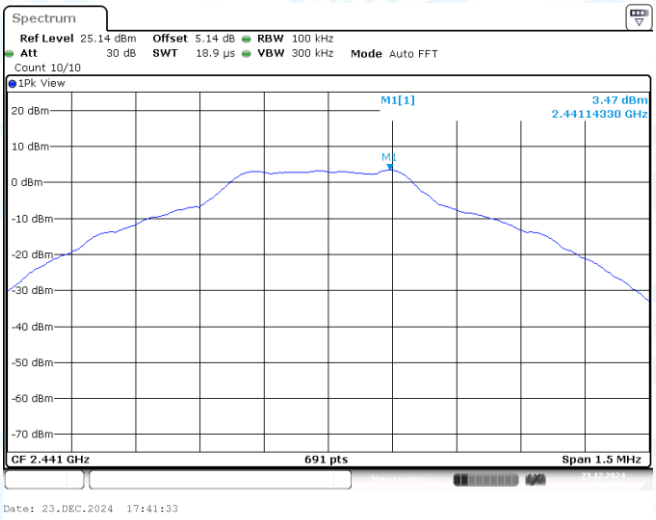

DH5-Ant1-2441-0~Reference-PASS

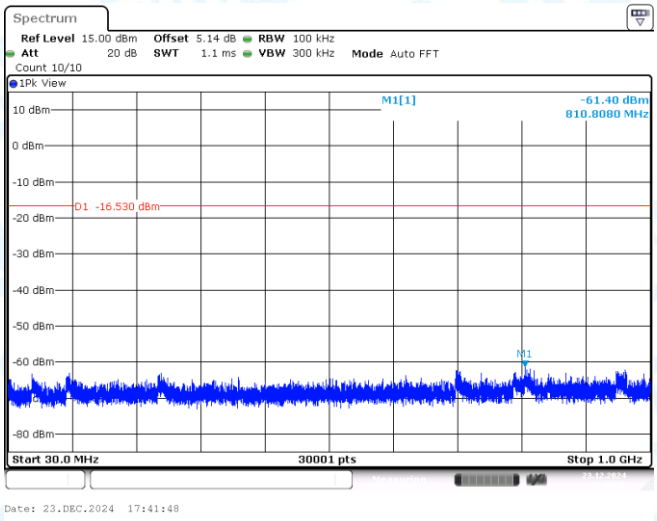

DH5-Ant1-2441-30~1000-PASS

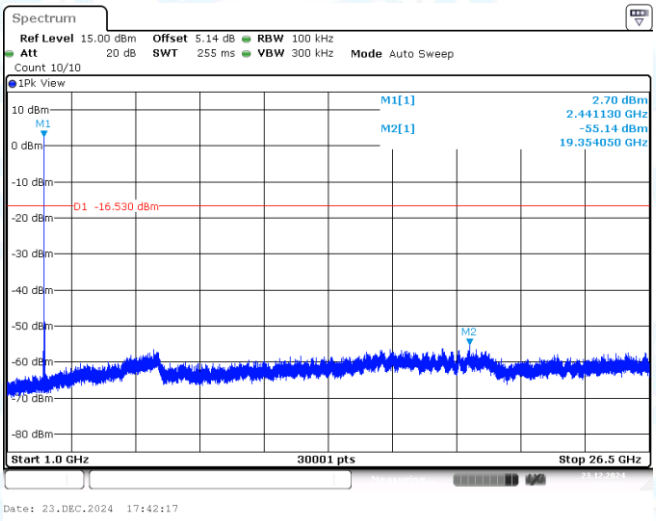

DH5-Ant1-2441-1000~26500-PASS

DH5-Ant1-2480-0~Reference-PASS

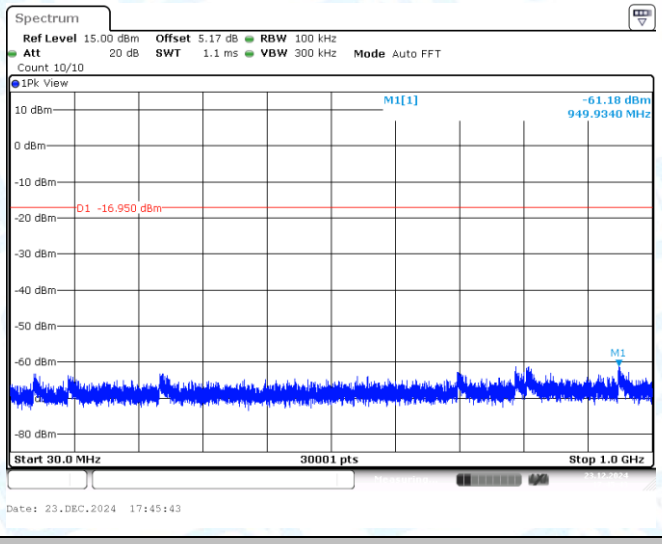

DH5-Ant1-2480-30~1000-PASS

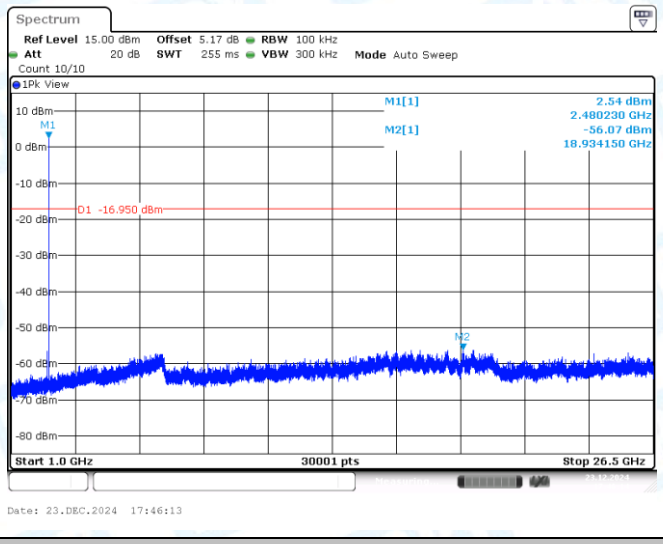

DH5-Ant1-2480-1000~26500-PASS

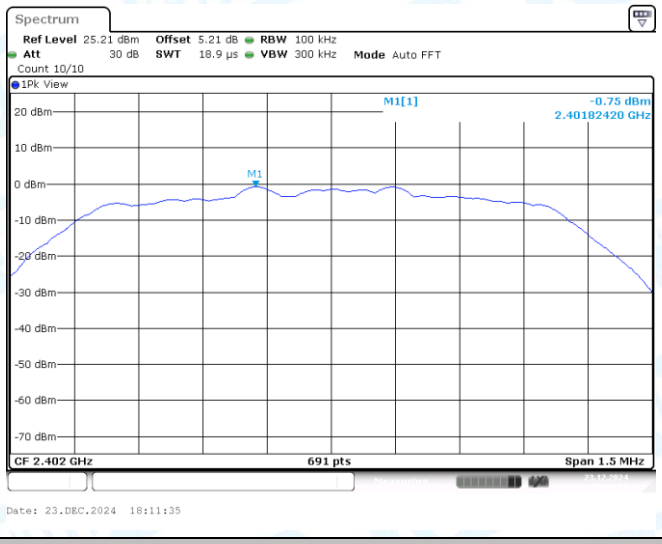

2DH5-Ant1-2402-0~Reference-PASS

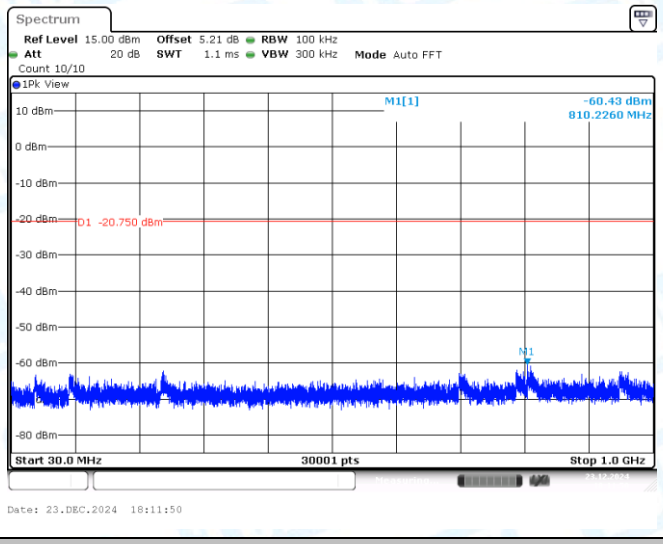

2DH5-Ant1-2402-30~1000-PASS

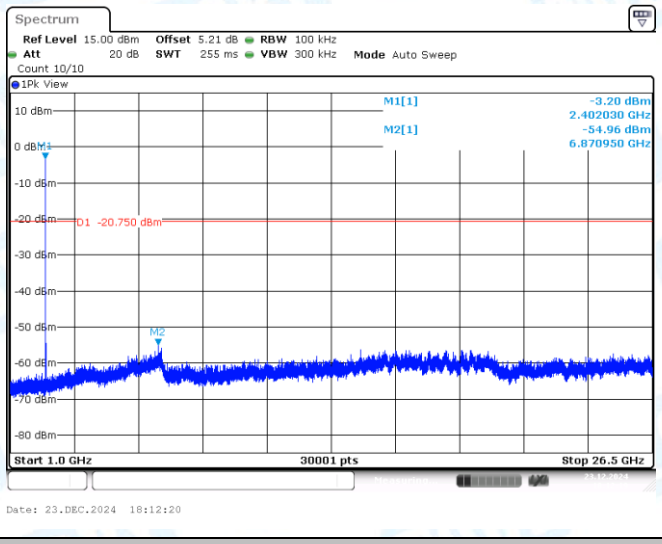

2DH5-Ant1-2402-1000~26500-PASS

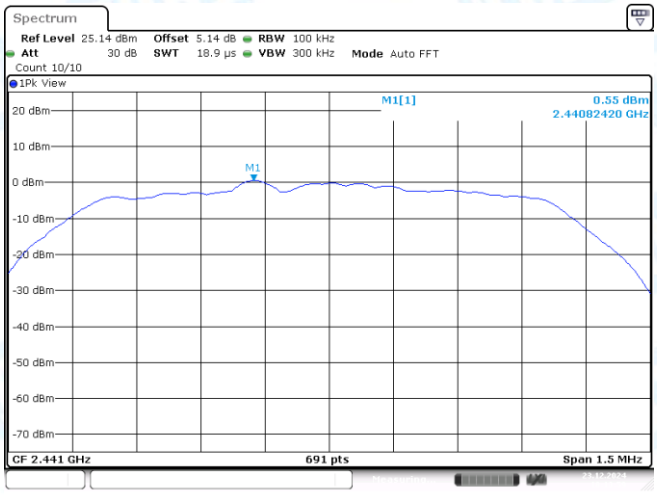

2DH5-Ant1-2441-0~Reference-PASS

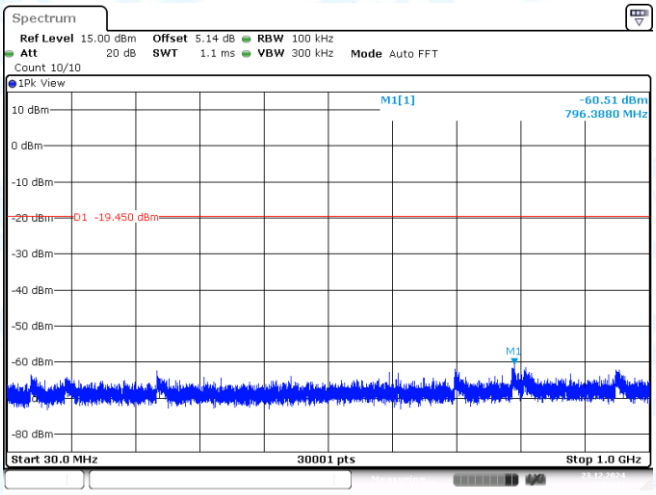

2DH5-Ant1-2441-30~1000-PASS

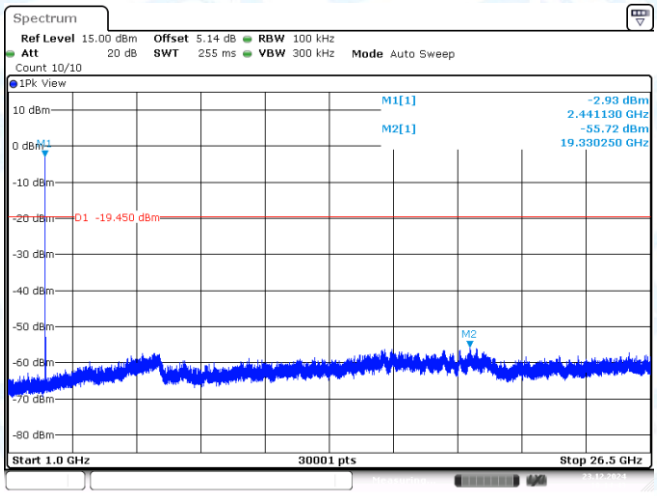

2DH5-Ant1-2441-1000~26500-PASS

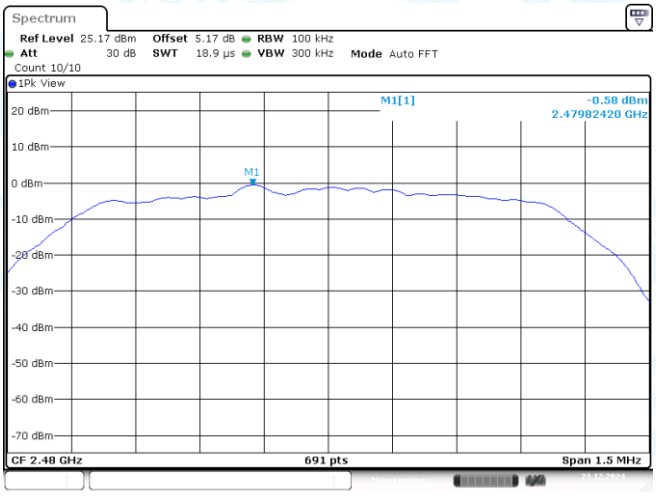

2DH5-Ant1-2480-0~Reference-PASS

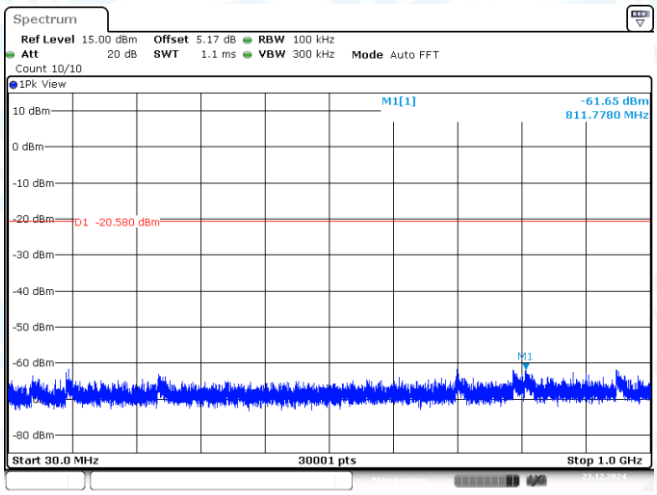

2DH5-Ant1-2480-30~1000-PASS

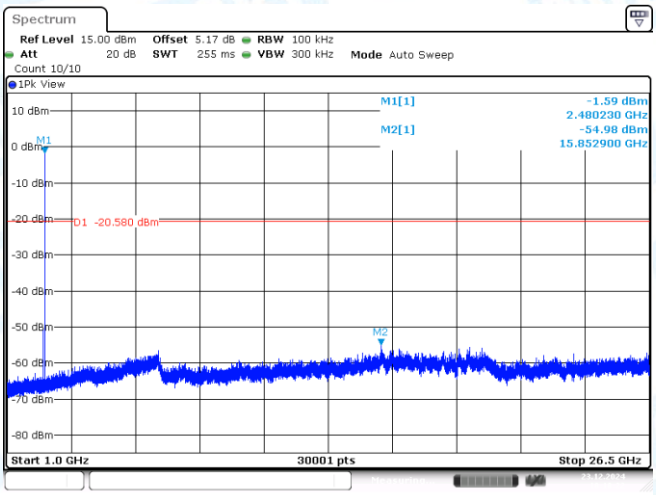

2DH5-Ant1-2480-1000~26500-PASS

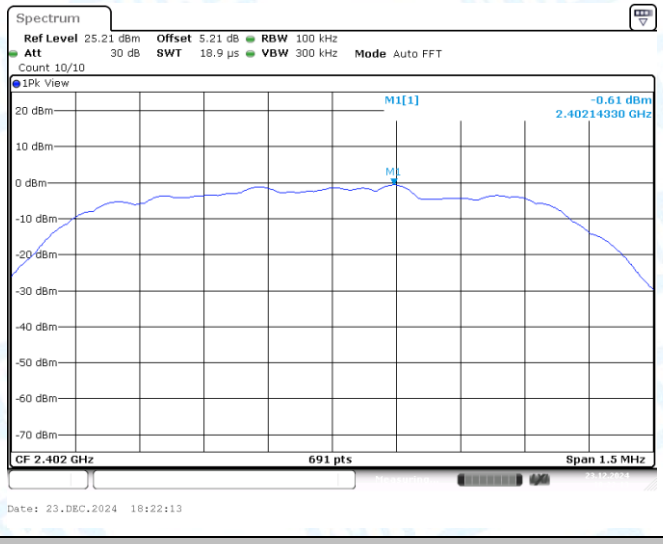

3DH5-Ant1-2402-0~Reference-PASS

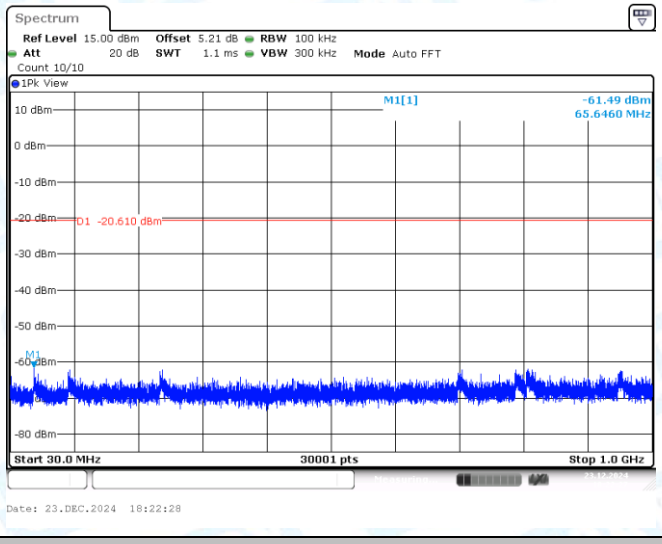

3DH5-Ant1-2402-30~1000-PASS

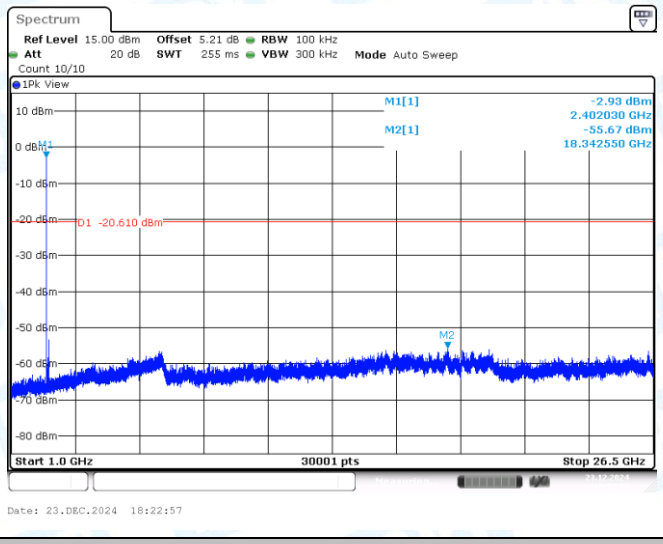

3DH5-Ant1-2402-1000~26500-PASS

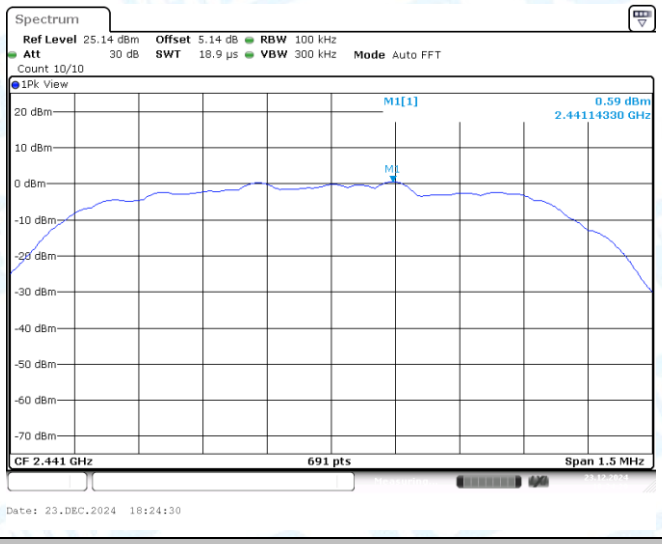

3DH5-Ant1-2441-0~Reference-PASS

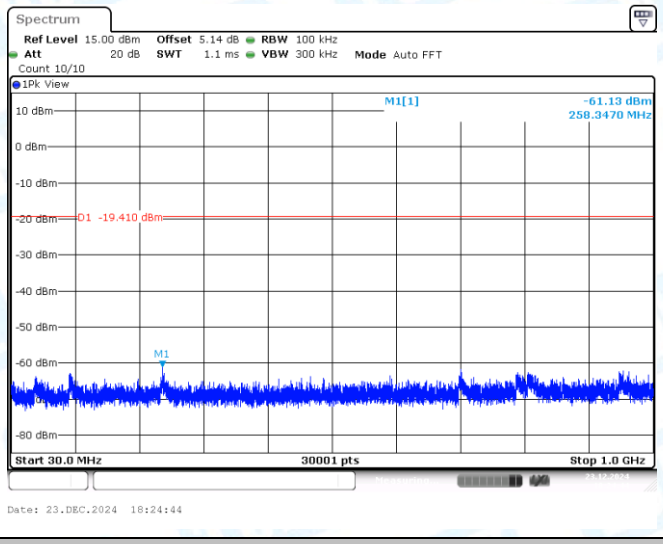

3DH5-Ant1-2441-30~1000-PASS

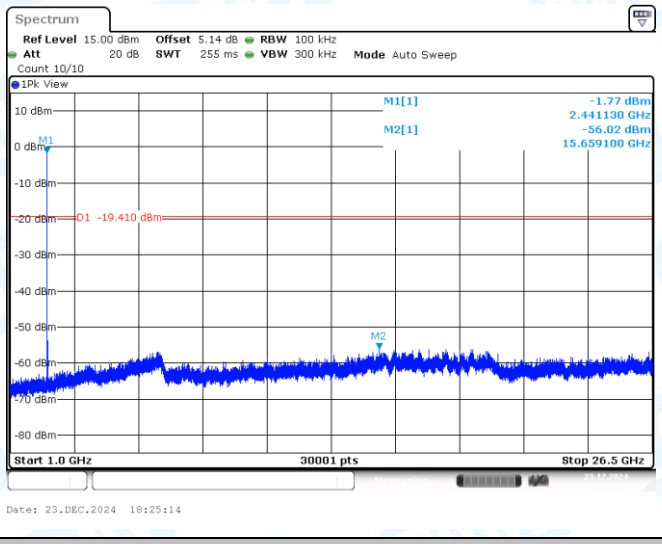

3DH5-Ant1-2441-1000~26500-PASS

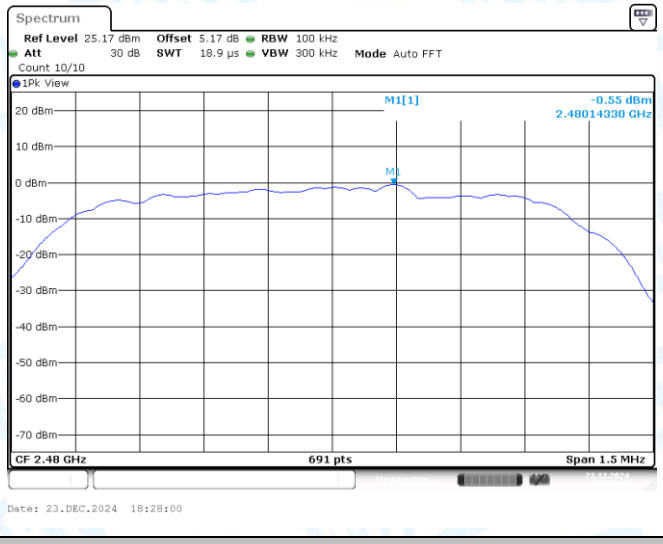

3DH5-Ant1-2480-0~Reference-PASS

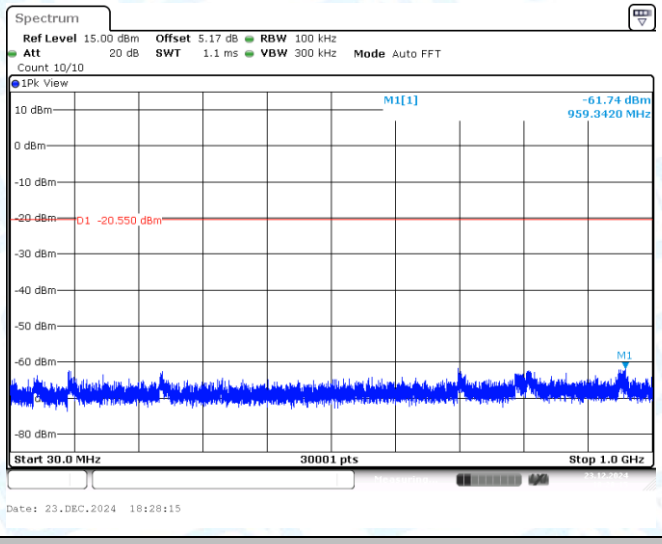

3DH5-Ant1-2480-30~1000-PASS

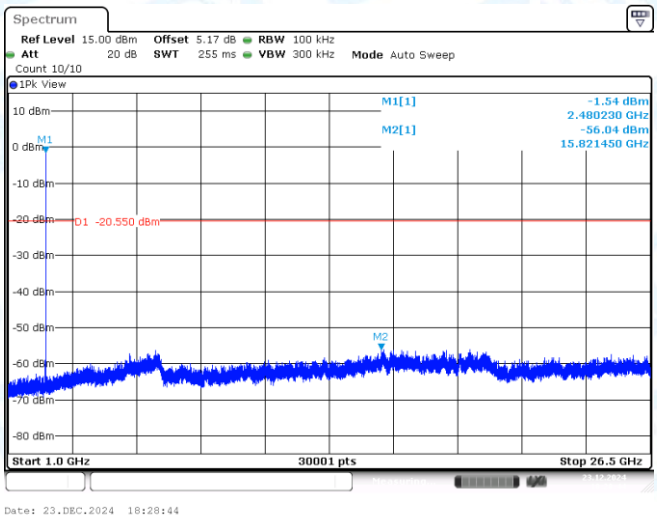

3DH5-Ant1-2480-1000~26500-PASS

9: Duty Cycle

9.1 Test Result

TestMode	Antenna	Frequency [MHz]	Transmission Duration [ms]	Transmission Period [ms]	Duty Cycle [%]	DC Factory	1/T [kHz]
DH5	Ant1	2402	2.89	3.75	77.07	1.13	0.35
DH5	Ant1	2441	2.89	3.75	77.07	1.13	0.35
DH5	Ant1	2480	2.89	3.75	77.07	1.13	0.35
2DH5	Ant1	2402	2.89	3.75	77.07	1.13	0.35
2DH5	Ant1	2441	2.89	3.76	76.86	1.14	0.35
2DH5	Ant1	2480	2.89	3.75	77.07	1.13	0.35
3DH5	Ant1	2402	2.89	3.75	77.07	1.13	0.35
3DH5	Ant1	2441	2.89	3.75	77.07	1.13	0.35
3DH5	Ant1	2480	2.89	3.75	77.07	1.13	0.35

Note: 1, Duty Cycle= Transmission Duration/ Transmission Period

2, DC Factory=10*Log_{10}(1/Duty Cycle)

3, 1/T=1/ Transmission Duration

9.2 Test Graphs

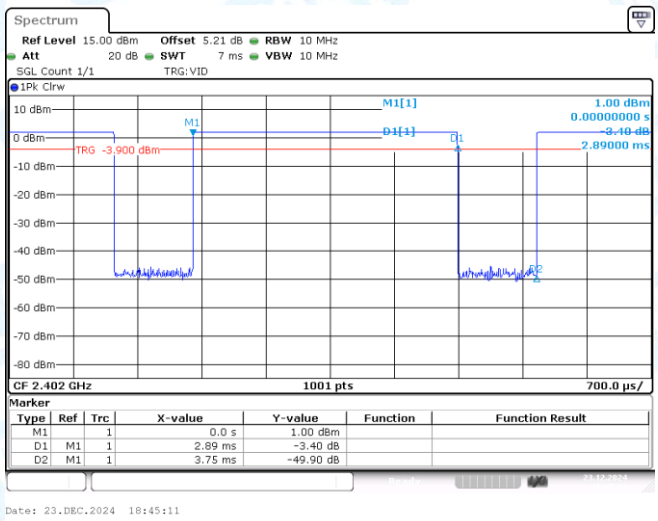

NTNV-DH5-Ant1-2402

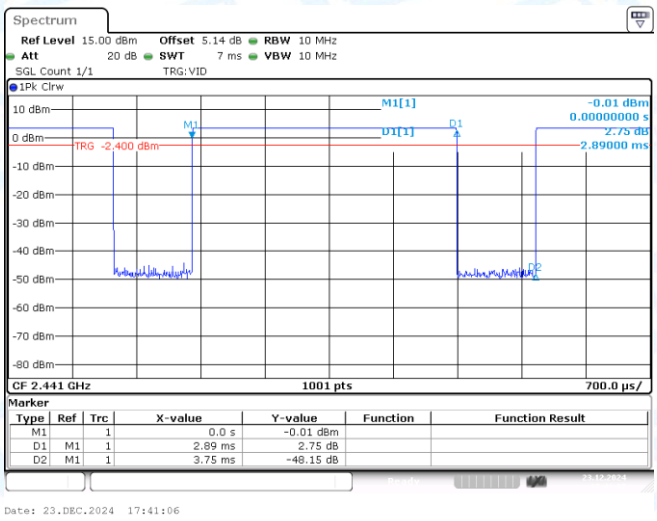

NTNV-DH5-Ant1-2441

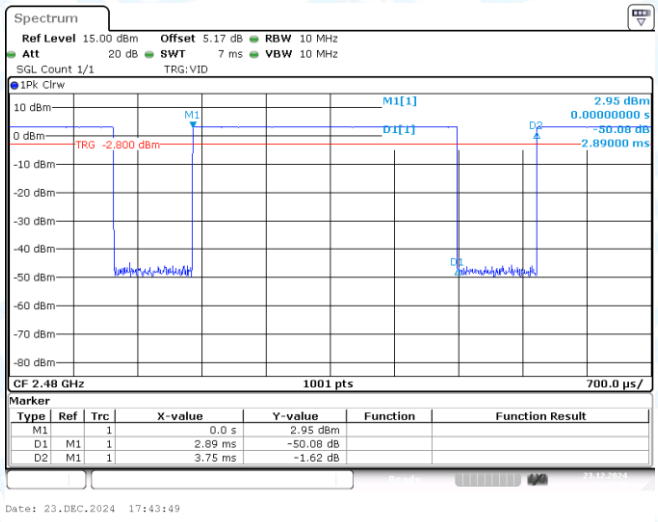

NTNV-DH5-Ant1-2480

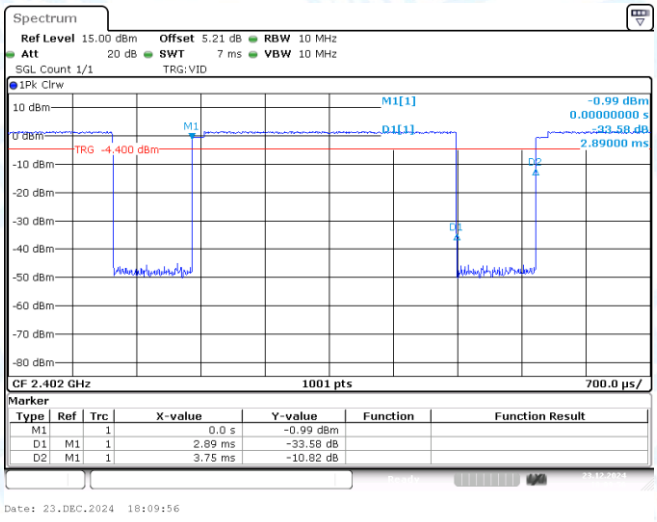

NTNV-2DH5-Ant1-2402

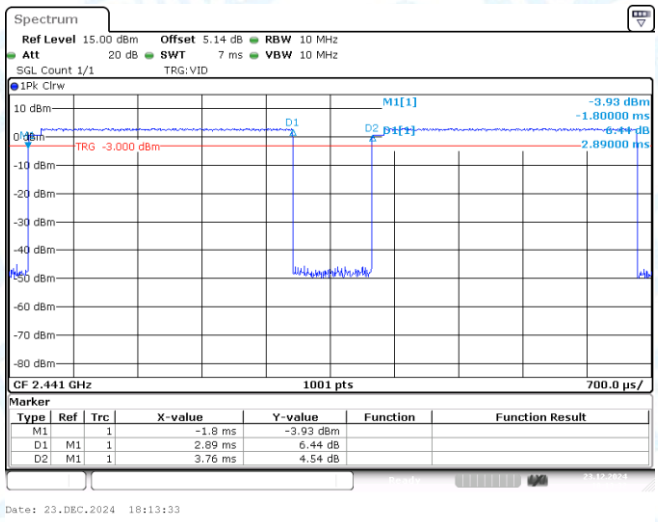

NTNV-2DH5-Ant1-2441

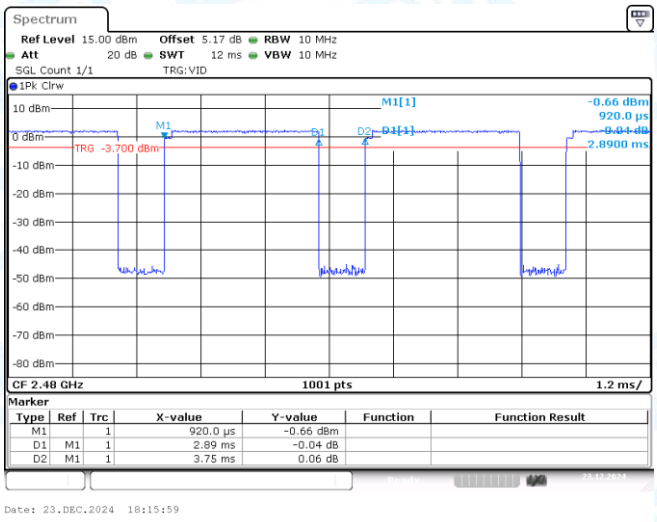

NTNV-2DH5-Ant1-2480

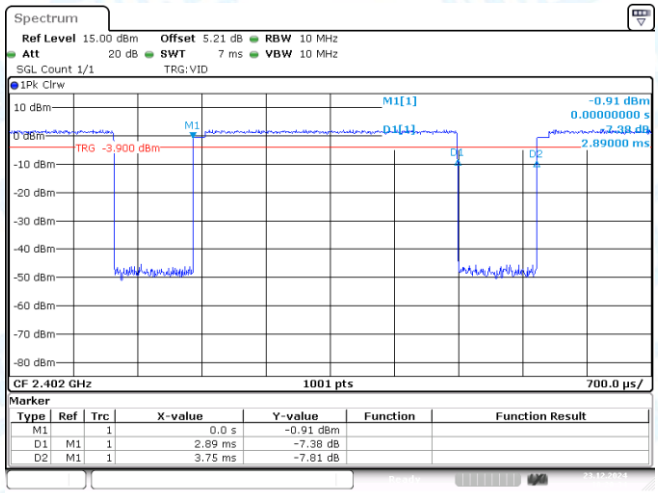

NTNV-3DH5-Ant1-2402

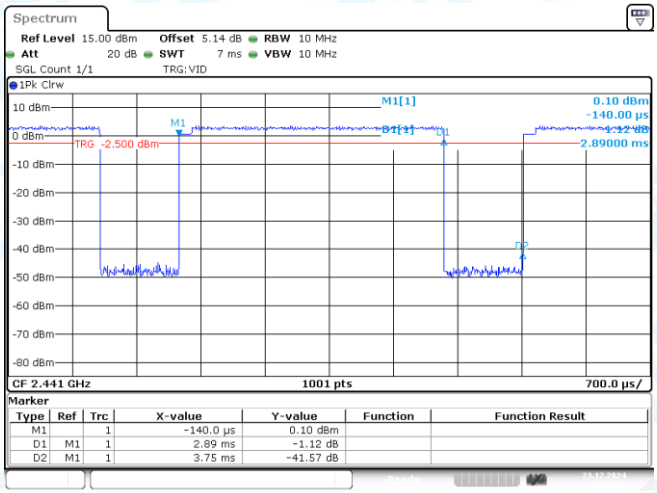

NTNV-3DH5-Ant1-2441

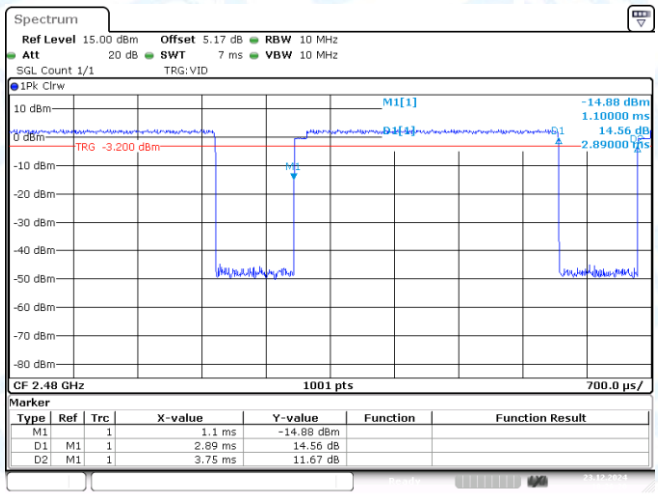

NTNV-3DH5-Ant1-2480

10: Emissions in Restricted Bands

10.1 Test Result

Test Mode	Antenna	ChName	Frequency [MHz]	Detector	Freq [MHz]	Result [dBm]	Limit [dBm]	Result [dBuV/m]	Limit [dBuV/m]	Verdict
DH5	Ant1	Low	2402	Peak	2390.000	-54.06	≤-21.20	41.14	≤74	PASS
DH5	Ant1	Low	2402	Peak	2310.000	-54.78	≤-21.20	40.42	≤74	PASS
DH5	Ant1	Low	2402	Peak	2346.109	-51.16	≤-21.20	44.04	≤74	PASS
DH5	Ant1	Low	2402	AV	2390.000	-64.18	≤-41.20	31.02	≤54	PASS
DH5	Ant1	Low	2402	AV	2310.000	-64.24	≤-41.20	30.96	≤54	PASS
DH5	Ant1	Low	2402	AV	2340.935	-61.82	≤-41.20	33.38	≤54	PASS
DH5	Ant1	High	2480	Peak	2483.500	-52.64	≤-21.20	42.56	≤74	PASS
DH5	Ant1	High	2480	Peak	2500.000	-54.5	≤-21.20	40.70	≤74	PASS
DH5	Ant1	High	2480	Peak	2484.145	-51.53	≤-21.20	43.67	≤74	PASS
DH5	Ant1	High	2480	AV	2483.500	-62.74	≤-41.20	32.46	≤54	PASS
DH5	Ant1	High	2480	AV	2500.000	-64.9	≤-41.20	30.30	≤54	PASS
DH5	Ant1	High	2480	AV	2484.377	-61.96	≤-41.20	33.24	≤54	PASS
2DH5	Ant1	Low	2402	Peak	2390.000	-54.3	≤-21.20	40.90	≤74	PASS
2DH5	Ant1	Low	2402	Peak	2310.000	-53.15	≤-21.20	42.05	≤74	PASS
2DH5	Ant1	Low	2402	Peak	2340.935	-50.74	≤-21.20	44.46	≤74	PASS
2DH5	Ant1	Low	2402	AV	2390.000	-64.82	≤-41.20	30.38	≤54	PASS
2DH5	Ant1	Low	2402	AV	2310.000	-65.03	≤-41.20	30.17	≤54	PASS
2DH5	Ant1	Low	2402	AV	2339.870	-62.5	≤-41.20	32.70	≤54	PASS
2DH5	Ant1	High	2480	Peak	2483.500	-53.76	≤-21.20	41.44	≤74	PASS
2DH5	Ant1	High	2480	Peak	2500.000	-53.37	≤-21.20	41.83	≤74	PASS
2DH5	Ant1	High	2480	Peak	2489.130	-51.47	≤-21.20	43.73	≤74	PASS
2DH5	Ant1	High	2480	AV	2483.500	-63.85	≤-41.20	31.35	≤54	PASS
2DH5	Ant1	High	2480	AV	2500.000	-64.82	≤-41.20	30.38	≤54	PASS
2DH5	Ant1	High	2480	AV	2484.029	-63.79	≤-41.20	31.41	≤54	PASS
3DH5	Ant1	Low	2402	Peak	2390.000	-54.42	≤-21.20	40.78	≤74	PASS
3DH5	Ant1	Low	2402	Peak	2310.000	-54.57	≤-21.20	40.63	≤74	PASS
3DH5	Ant1	Low	2402	Peak	2346.717	-51.33	≤-21.20	43.87	≤74	PASS
3DH5	Ant1	Low	2402	AV	2390.000	-64.75	≤-41.20	30.45	≤54	PASS
3DH5	Ant1	Low	2402	AV	2310.000	-64.92	≤-41.20	30.28	≤54	PASS
3DH5	Ant1	Low	2402	AV	2340.630	-62.65	≤-41.20	32.55	≤54	PASS
3DH5	Ant1	High	2480	Peak	2483.500	-53.34	≤-21.20	41.86	≤74	PASS
3DH5	Ant1	High	2480	Peak	2500.000	-54.06	≤-21.20	41.14	≤74	PASS
3DH5	Ant1	High	2480	Peak	2497.246	-51.55	≤-21.20	43.65	≤74	PASS
3DH5	Ant1	High	2480	AV	2483.500	-63.73	≤-41.20	31.47	≤54	PASS
3DH5	Ant1	High	2480	AV	2500.000	-64.81	≤-41.20	30.39	≤54	PASS
3DH5	Ant1	High	2480	AV	2483.913	-63.76	≤-41.20	31.44	≤54	PASS

Note：

1. The Antenna Gain is compensated in the graph.
2. The limit in dBm for average detector is conversion from 54dBuV/m, according to 15.209(a). The limit in dBm for peak detector is 20dB above the limit of average detector in dBm.

10.2 Test Graphs

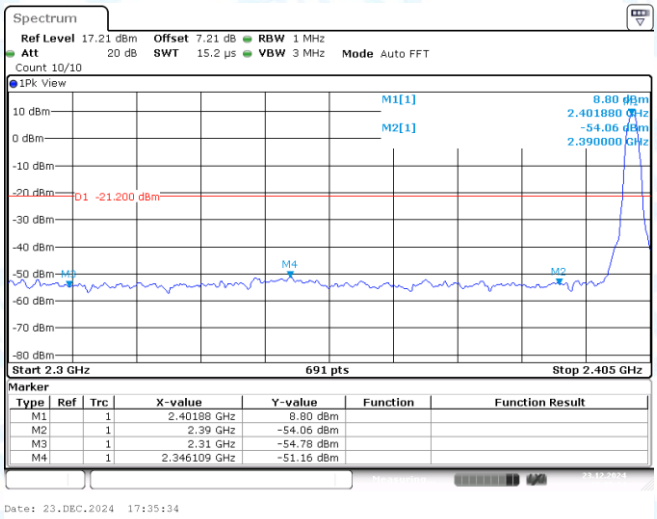

DH5-Ant1-2402-PASS

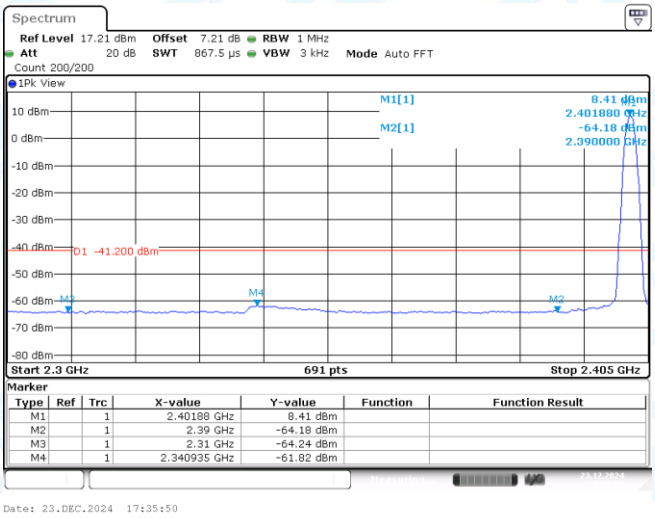

DH5-Ant1-2402-PASS

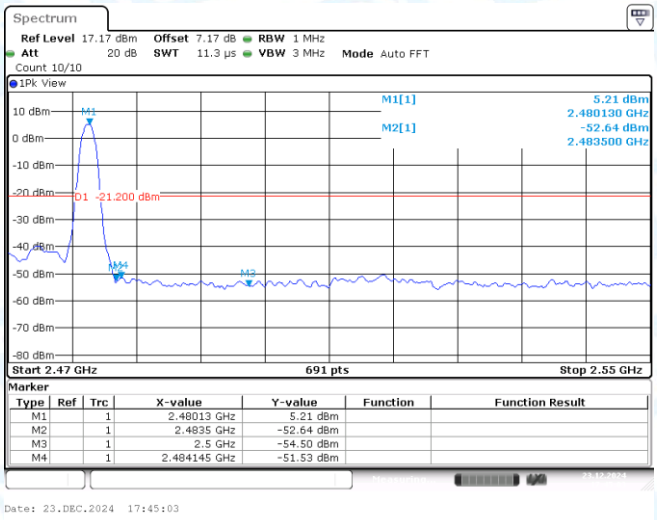

DH5-Ant1-2480-PASS

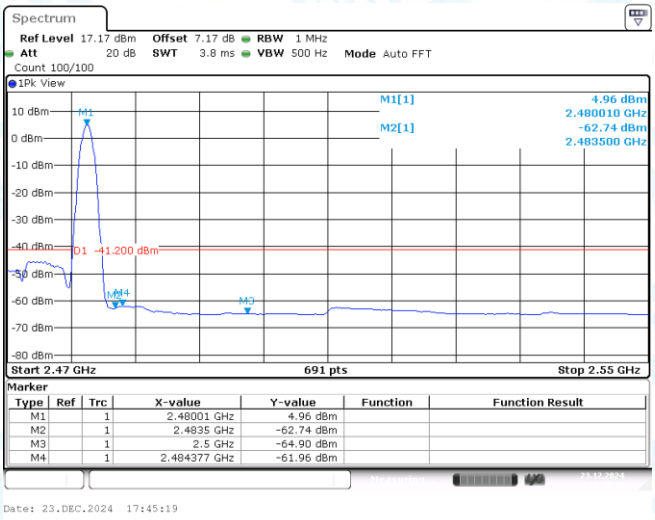

DH5-Ant1-2480-PASS

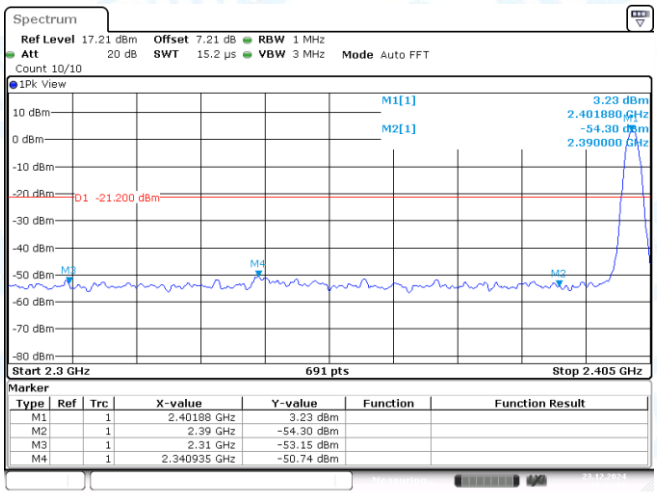

2DH5-Ant1-2402-PASS

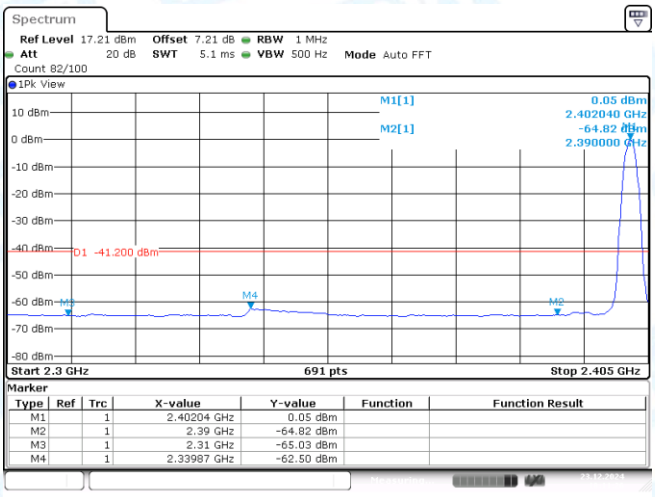

2DH5-Ant1-2402-PASS

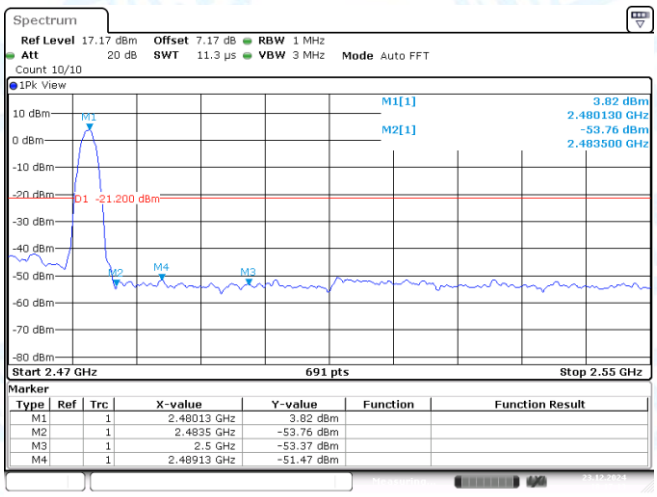

2DH5-Ant1-2480-PASS

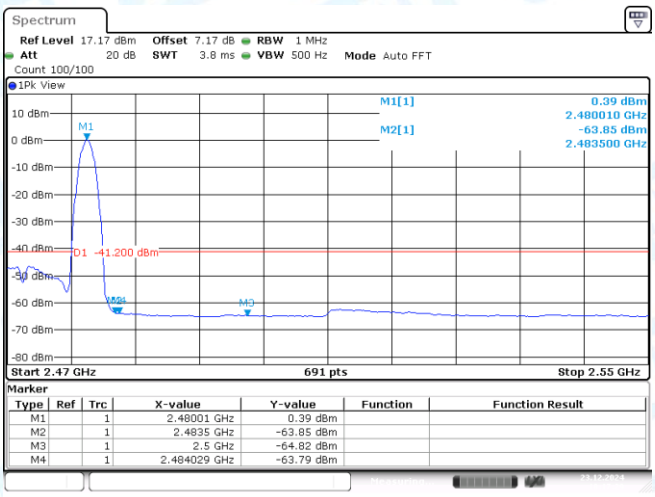

2DH5-Ant1-2480-PASS

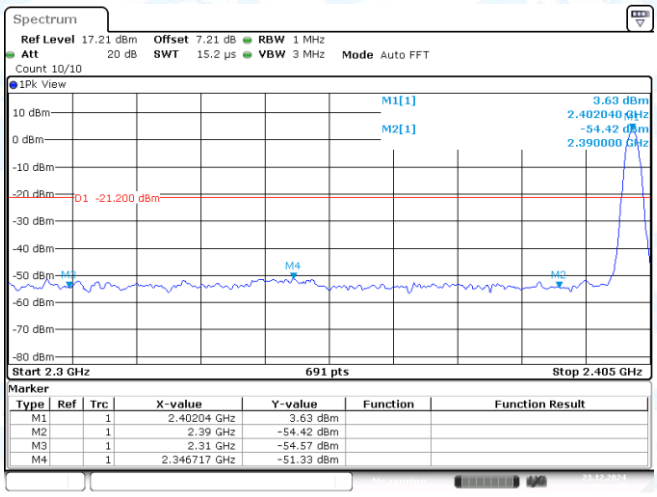

3DH5-Ant1-2402-PASS

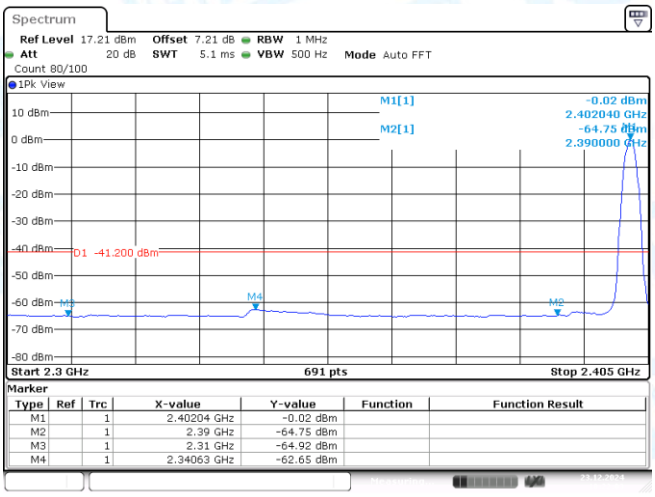

3DH5-Ant1-2402-PASS

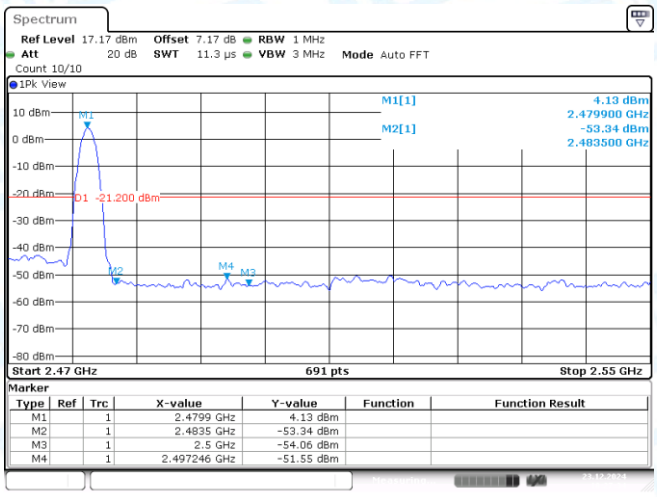

3DH5-Ant1-2480-PASS

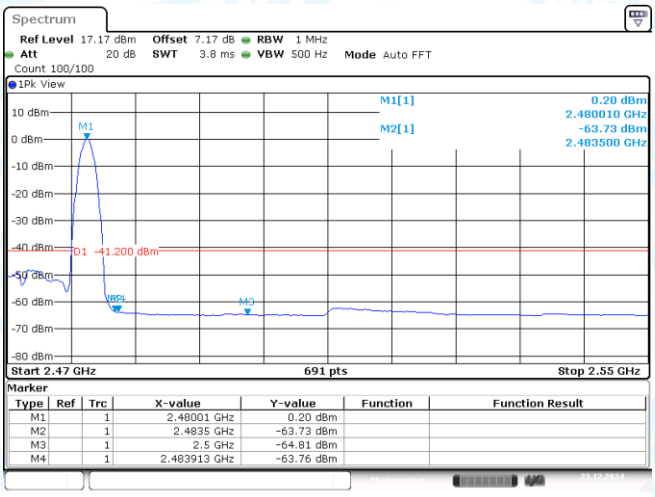

3DH5-Ant1-2480-PASS

-----END OF THE REPORT-----