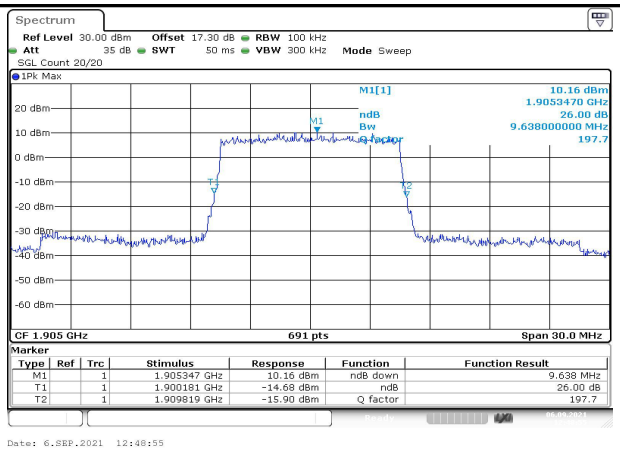

Fig.31

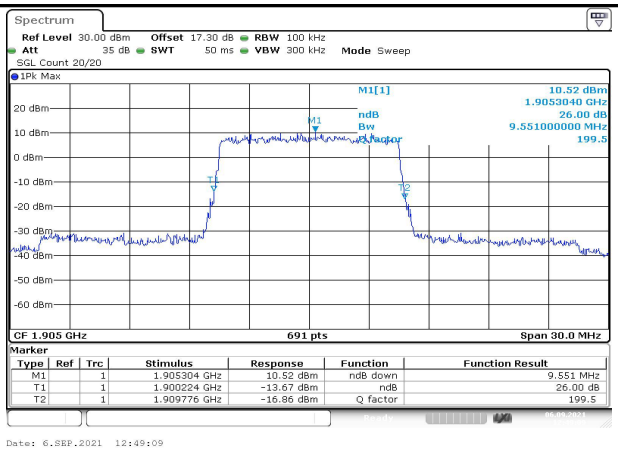

Fig.32

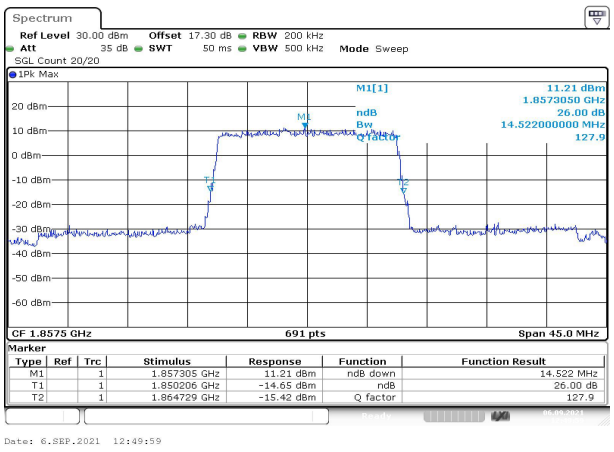

Fig.33

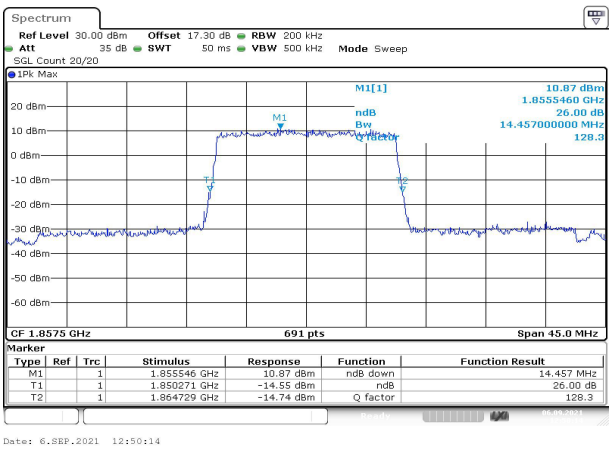

Fig.34

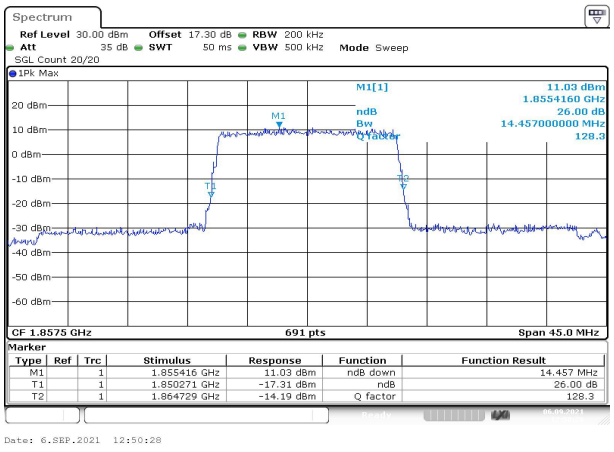

Fig.35

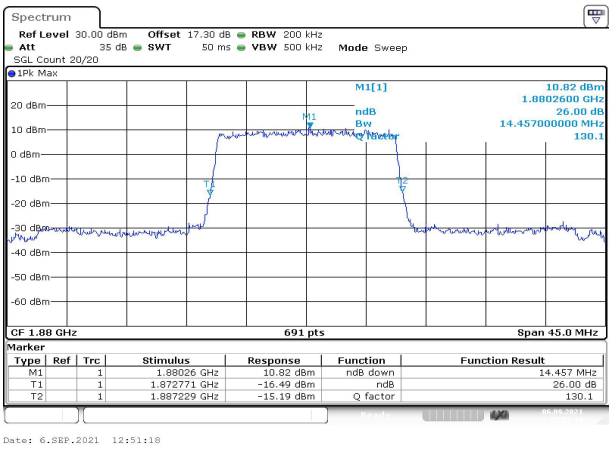

Fig.36

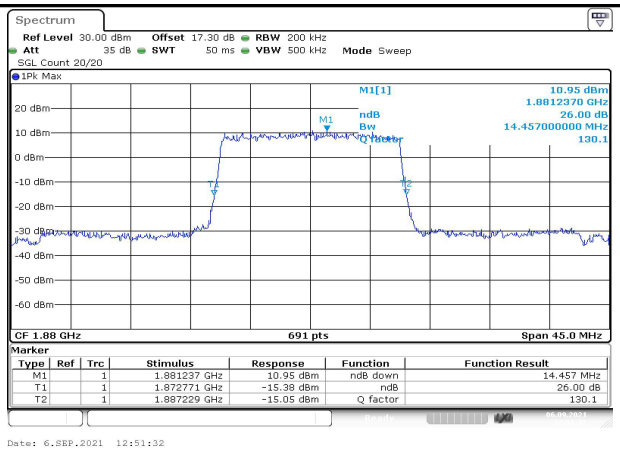

Fig.37

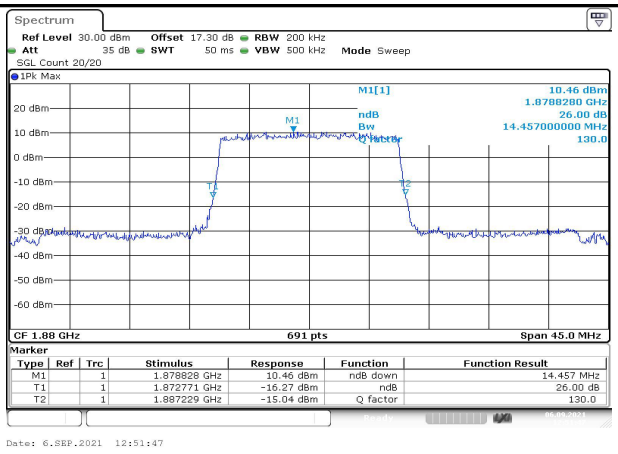

Fig.38

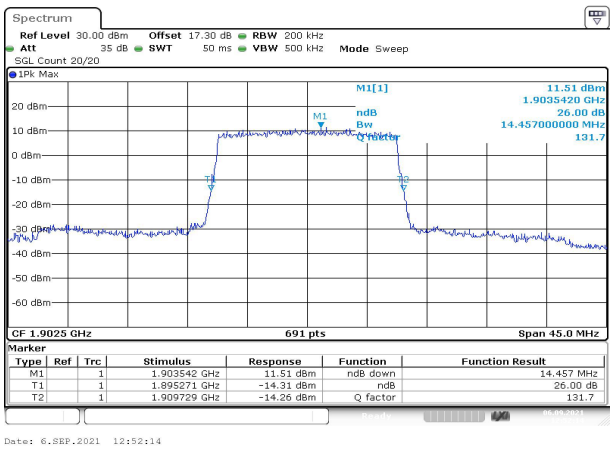

Fig.39

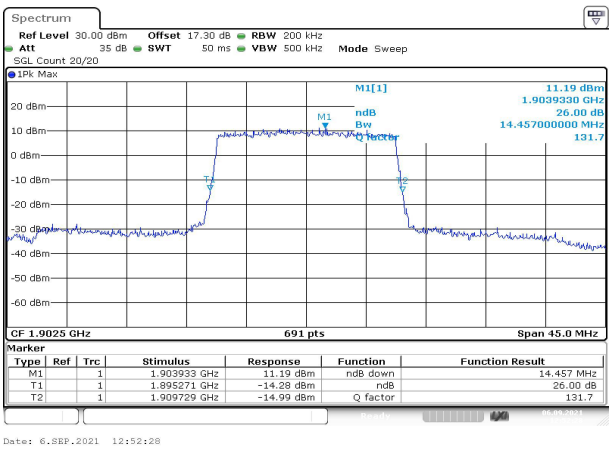

Fig.40

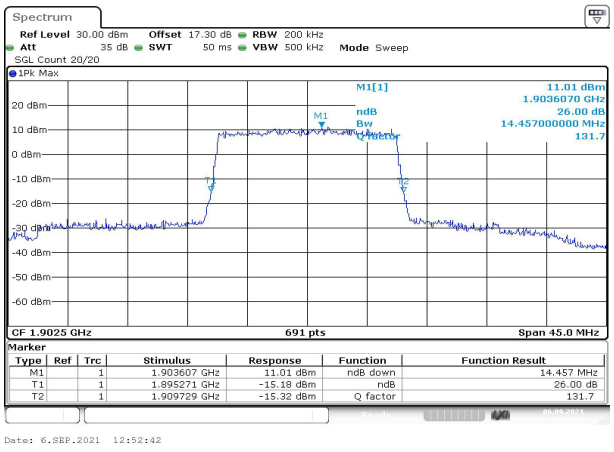

Fig.41

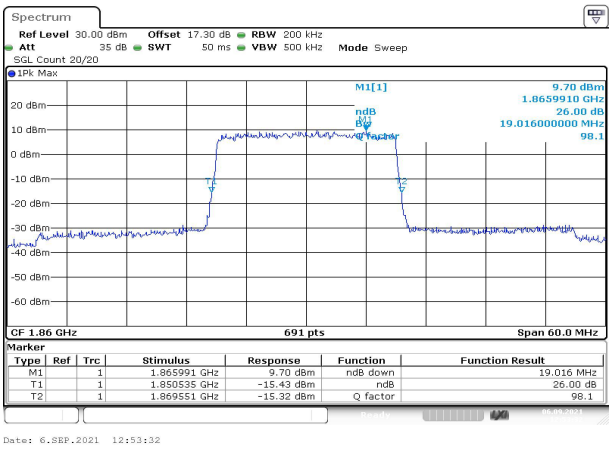

Fig.42

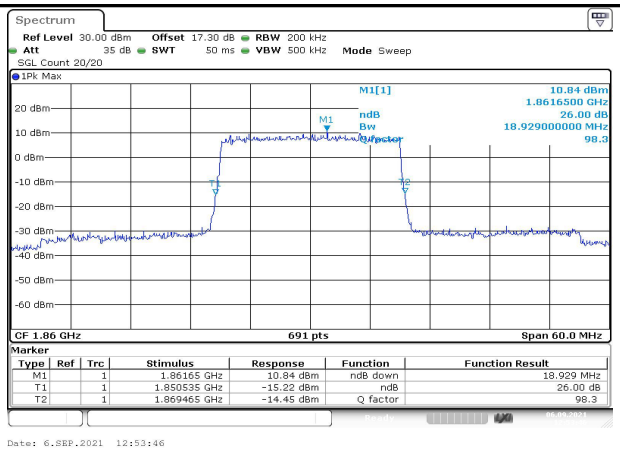

Fig.43

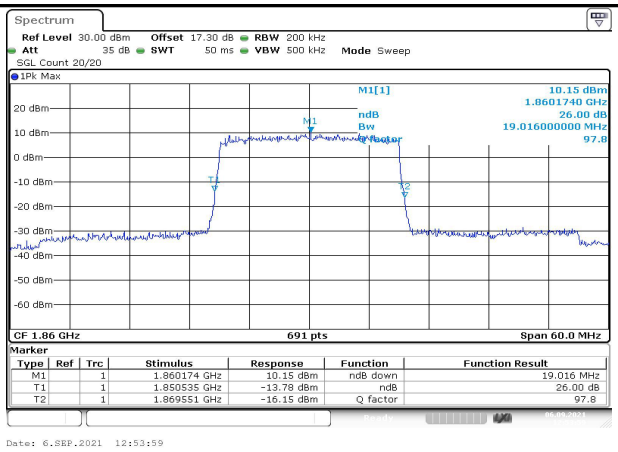

Fig.44

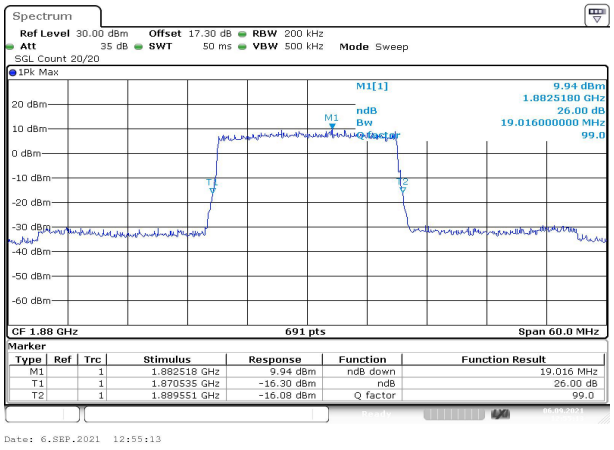

Fig.45

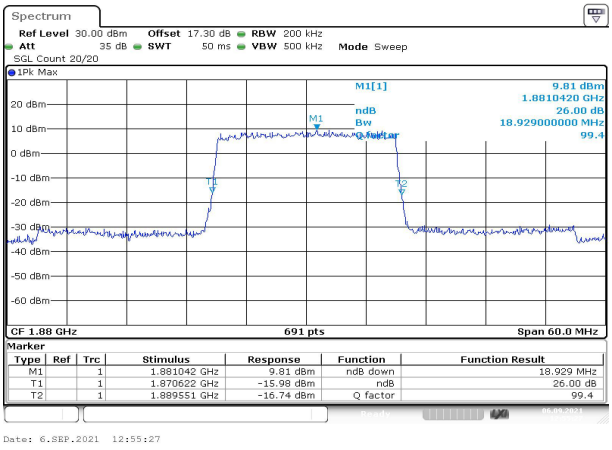

Fig.46

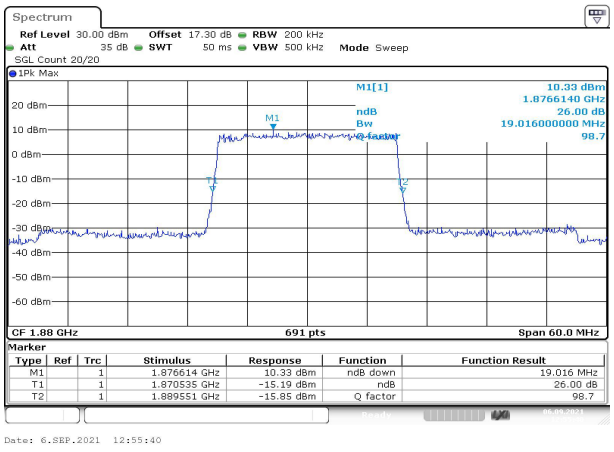

Fig.47

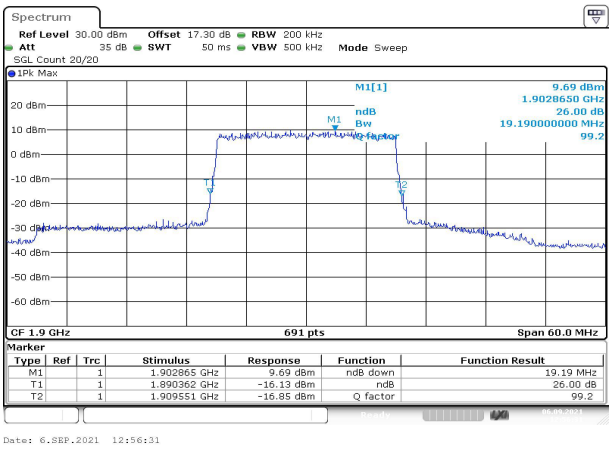

Fig.48

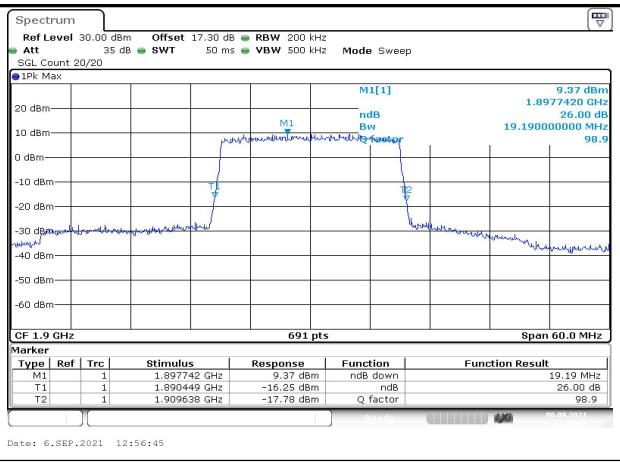
Spectrum
Ref Level 30.00 dBm Offset 17.30 dB RBW 200 kHz
Att 35 dB SWT 50 ms VBW 500 kHz Mode Sweep
SGL Count 20/20
1Pk Max
M1[1] 9.37 dBm
1.8977420 GHz
ndB 26.00 dB
Bw 19.190000000 MHz
Q factor 98.9
CF 1.9 GHz 691 pts Span 60.0 MHz
Marker
Type Ref Trc Stimulus Response Function Function Result
M1 1 1.897742 GHz 9.37 dBm ndB down 19.19 MHz
T1 1 1.890449 GHz -16.25 dBm ndB 26.00 dB
T2 1 1.909638 GHz -17.78 dBm Q factor 98.9
Date: 6.SEP.2021 12:56:45

Fig.49

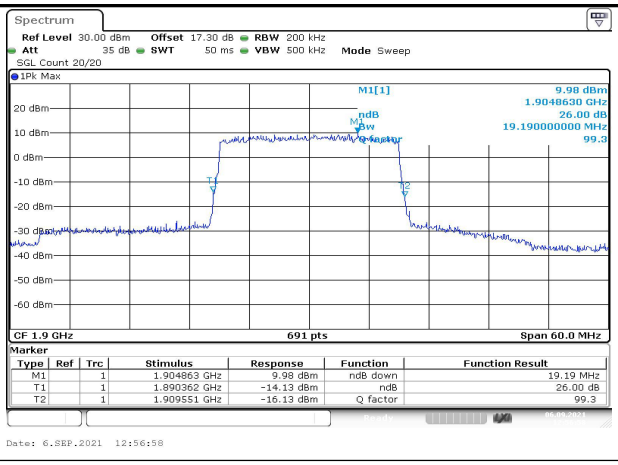
Spectrum
Ref Level 30.00 dBm Offset 17.30 dB RBW 200 kHz
Att 35 dB SWT 50 ms VBW 500 kHz Mode Sweep
SGL Count 20/20
1Pk Max
M1[1] 9.98 dBm
1.9048630 GHz
ndB 26.00 dB
Bw 19.190000000 MHz
Q factor 99.3
CF 1.9 GHz 691 pts Span 60.0 MHz
Marker
Type Ref Trc Stimulus Response Function Function Result
M1 1 1.904863 GHz 9.98 dBm ndB down 19.19 MHz
T1 1 1.890362 GHz -14.13 dBm ndB 26.00 dB
T2 1 1.909551 GHz -16.13 dBm Q factor 99.3
Date: 6.SEP.2021 12:56:58

Fig.50

4 Peak-Average Ratio

Band	Carrier frequency (MHz)	Channel	BW (MHz)	RB Size	RB Offset	QPSK	16-QAM	64-QAM
2	1850.7	18607	1.4	1	5	Fig.1	Fig.2	Fig.3
	1850.7	18607		6	0	Fig.4	Fig.5	Fig.6
	1880	18900		1	5	Fig.7	Fig.8	Fig.9
	1880	18900		6	0	Fig.10	Fig.11	Fig.12
	1909.3	19193		1	5	Fig.13	Fig.14	Fig.15
	1909.3	19193		6	0	Fig.16	Fig.17	Fig.18
	1851.5	18615	3	1	14	Fig.19	Fig.20	Fig.21
	1851.5	18615		15	0	Fig.22	Fig.23	Fig.24
	1880	18900		1	14	Fig.25	Fig.26	Fig.27
	1880	18900		15	0	Fig.28	Fig.29	Fig.30
	1908.5	19185		1	14	Fig.31	Fig.32	Fig.33
	1908.5	19185		15	0	Fig.34	Fig.35	Fig.36
	1852.5	18625	5	1	24	Fig.37	Fig.38	Fig.39
	1852.5	18625		25	0	Fig.40	Fig.41	Fig.42
	1880	18900		1	24	Fig.43	Fig.44	Fig.45
	1880	18900		25	0	Fig.46	Fig.47	Fig.48
	1907.5	19175		1	24	Fig.49	Fig.50	Fig.51
	1907.5	19175		25	0	Fig.52	Fig.53	Fig.54
	1855	18650	10	1	49	Fig.55	Fig.56	Fig.57
	1855	18650		50	0	Fig.58	Fig.59	Fig.60
	1880	18900		1	49	Fig.61	Fig.62	Fig.63
	1880	18900		50	0	Fig.64	Fig.65	Fig.66
	1905	19150		1	49	Fig.67	Fig.68	Fig.69
	1905	19150		50	0	Fig.70	Fig.71	Fig.72
	1857.5	18675	15	1	74	Fig.73	Fig.74	Fig.75
	1857.5	18675		75	0	Fig.76	Fig.77	Fig.78
	1880	18900		1	74	Fig.79	Fig.80	Fig.81
	1880	18900		75	0	Fig.82	Fig.83	Fig.84
	1902.5	19125		1	74	Fig.85	Fig.86	Fig.87
	1902.5	19125		75	0	Fig.88	Fig.89	Fig.90
	1860	18700	20	1	99	Fig.91	Fig.92	Fig.93
	1860	18700		100	0	Fig.94	Fig.95	Fig.96
	1880	18900		1	99	Fig.97	Fig.98	Fig.99
	1880	18900		100	0	Fig.100	Fig.101	Fig.102
	1900	19100		1	99	Fig.103	Fig.104	Fig.105
	1900	19100		100	0	Fig.106	Fig.107	Fig.108