Appendix D: Time of occupancy

Test Result

Test Mode	Antenna	Frequency [MHz]	BurstWidth [ms]	Hops in 31.6s [Num]	Result [s]	Limit [s]	Verdict
DH1	Ant1	Hop	0.382	320	0.122	≤0.4	PASS
DH3	Ant1	Hop	1.634	160	0.261	≤0.4	PASS
DH5	Ant1	Hop	2.885	106	0.306	≤0.4	PASS
2DH1	Ant1	Hop	0.387	319	0.123	≤0.4	PASS
2DH3	Ant1	Hop	1.626	166	0.270	≤0.4	PASS
2DH5	Ant1	Hop	2.890	102	0.295	≤0.4	PASS

Notes:

1. Period time = 0.4s * 79 = 31.6s
2. Result (Time of occupancy) = BurstWidth[ms] * Hops in 31.6s [Num]

Test Graphs

DH1_Ant1_Hop

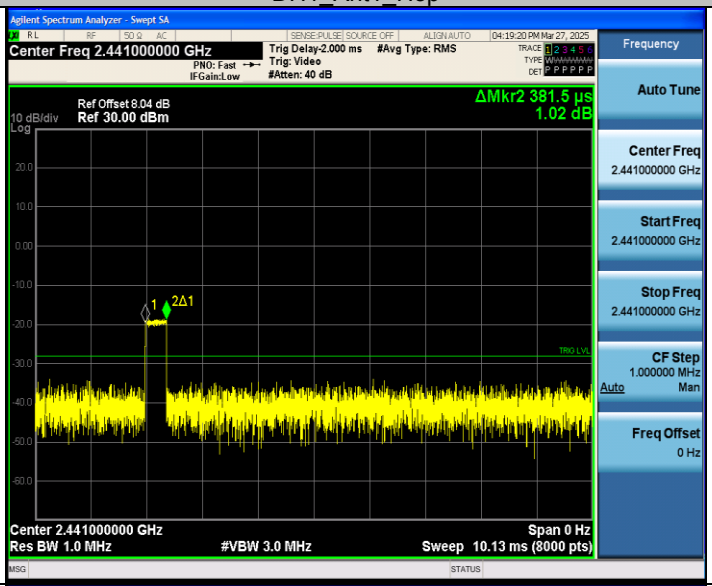

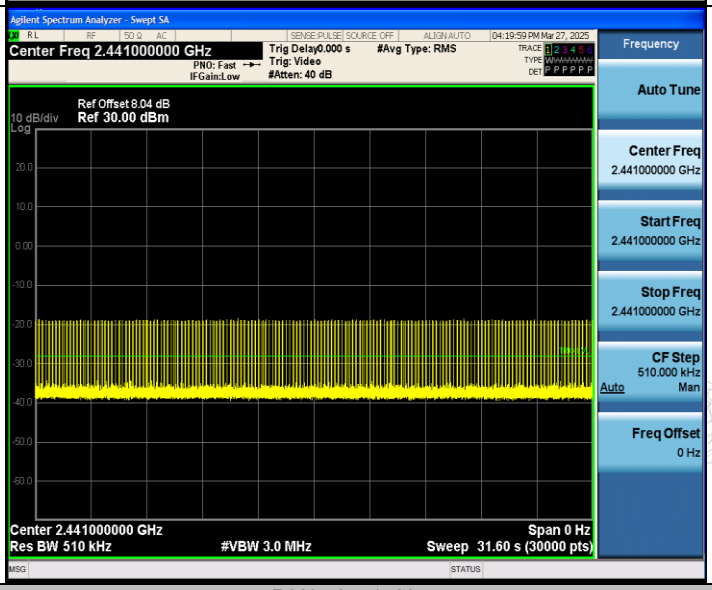

DH3_Ant1_Hop

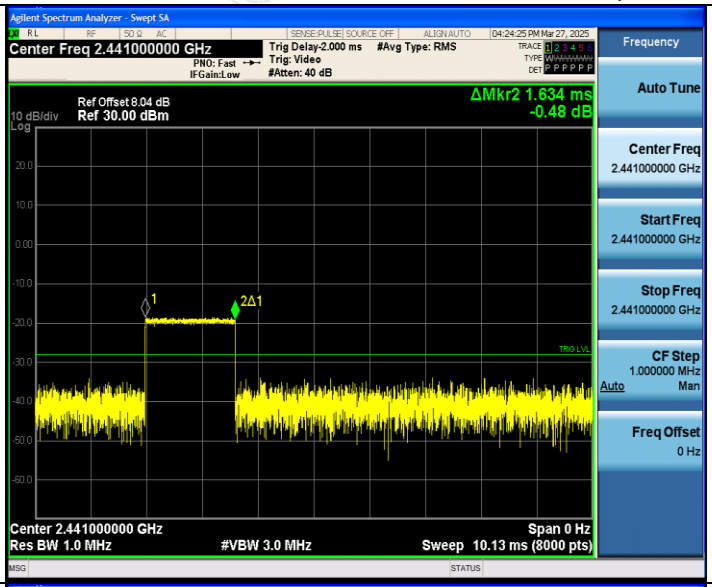
Agilent Spectrum Analyzer - Swept SA
Center Freq 2.441000000 GHz
Trig Delay-2.000 ms
#Avg Type: RMS
Trig: Video
#Atten: 40 dB
PNO: Fast
IFGain:Low
Ref Offset 8.04 dB
10 dB/div
Ref 30.00 dBm
ΔMkr2 1.634 ms
-0.48 dB
Center 2.441000000 GHz
Span 0 Hz
Res BW 1.0 MHz
#VBW 3.0 MHz
Sweep 10.13 ms (8000 pts)
Frequency
Auto Tune
Center Freq
2.441000000 GHz
Start Freq
2.441000000 GHz
Stop Freq
2.441000000 GHz
CF Step
1.000000 MHz
Auto
Man
Freq Offset
0 Hz

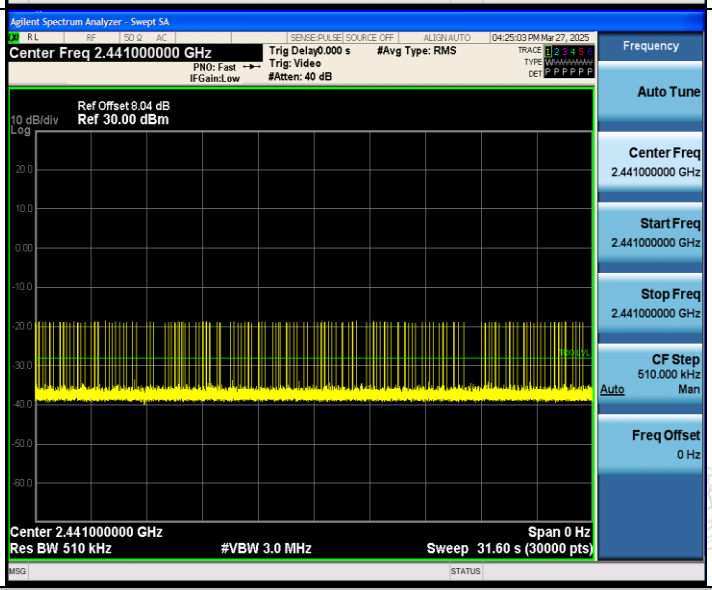
Agilent Spectrum Analyzer - Swept SA
Center Freq 2.441000000 GHz
Trig Delay0.000 s
#Avg Type: RMS
Trig: Video
#Atten: 40 dB
PNO: Fast
IFGain:Low
Ref Offset 8.04 dB
10 dB/div
Ref 30.00 dBm
Center 2.441000000 GHz
Span 0 Hz
Res BW 510 kHz
#VBW 3.0 MHz
Sweep 31.60 s (30000 pts)
Frequency
Auto Tune
Center Freq
2.441000000 GHz
Start Freq
2.441000000 GHz
Stop Freq
2.441000000 GHz
CF Step
510.000 kHz
Auto
Man
Freq Offset
0 Hz

DH5_Ant1_Hop

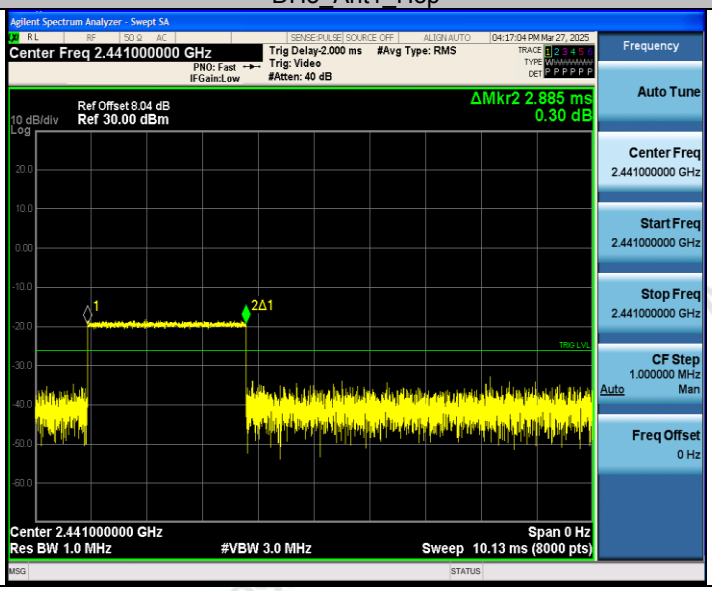
Agilent Spectrum Analyzer - Swept SA
Center Freq 2.441000000 GHz
Trig Delay-2.000 ms
#Avg Type: RMS
Trig: Video
#Atten: 40 dB
PNO: Fast
IFGain:Low
Ref Offset 8.04 dB
10 dB/div
Ref 30.00 dBm
ΔMkr2 2.885 ms
0.30 dB
Center 2.441000000 GHz
Span 0 Hz
Res BW 1.0 MHz
#VBW 3.0 MHz
Sweep 10.13 ms (8000 pts)
Frequency
Auto Tune
Center Freq
2.441000000 GHz
Start Freq
2.441000000 GHz
Stop Freq
2.441000000 GHz
CF Step
1.000000 MHz
Auto
Man
Freq Offset
0 Hz

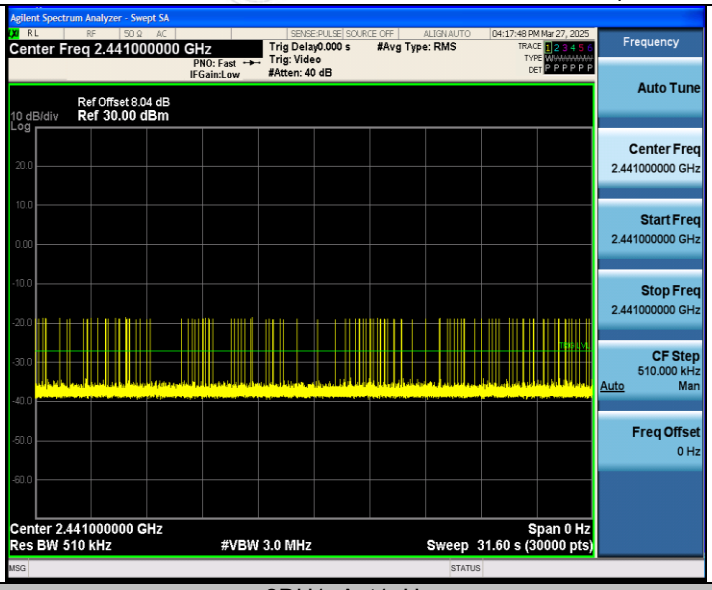

2DH1_Ant1_Hop

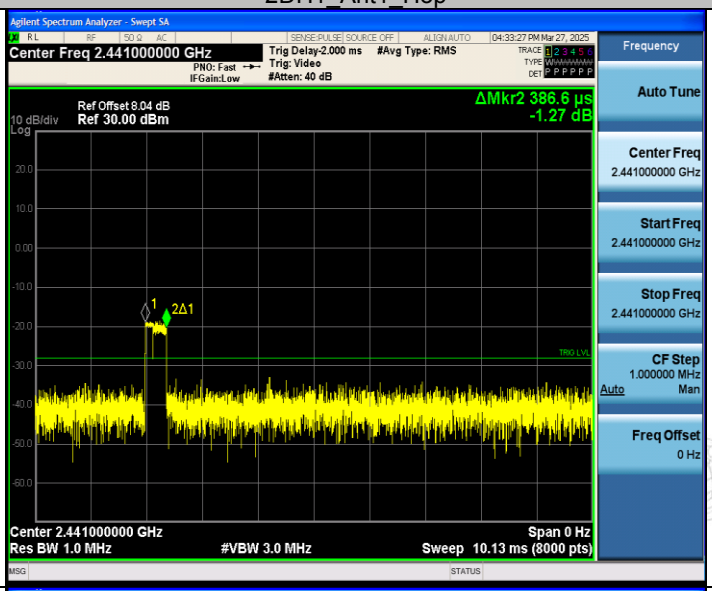

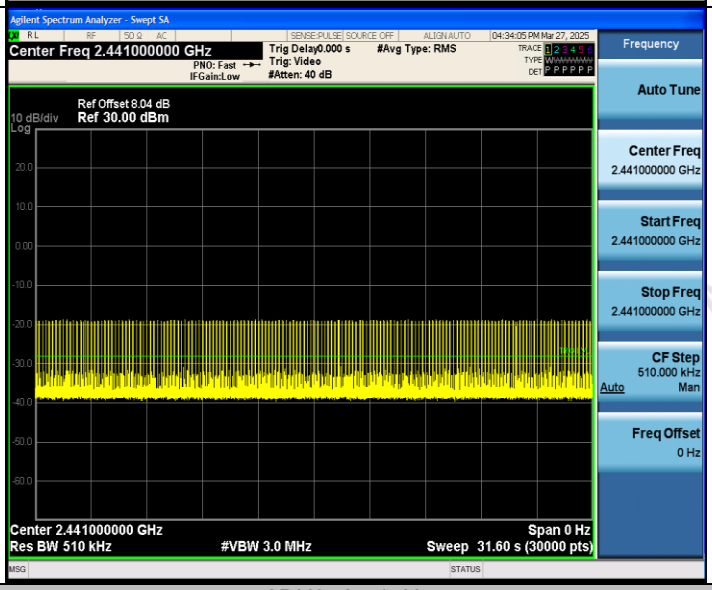

2DH3_Ant1_Hop

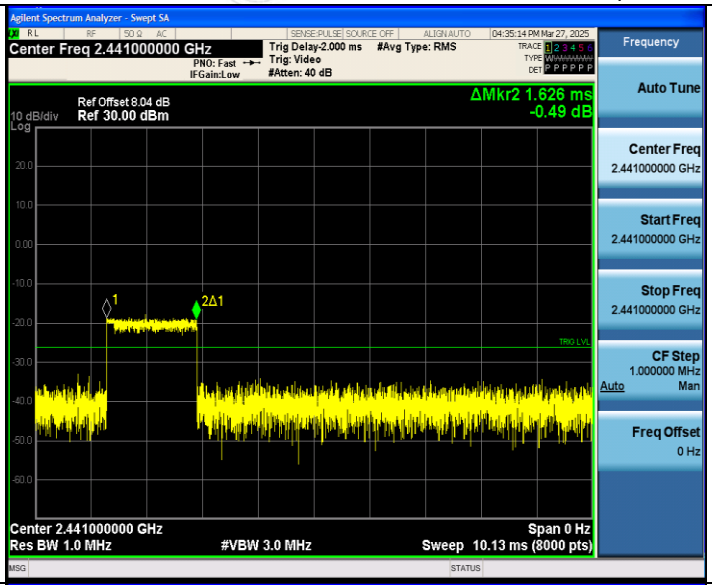

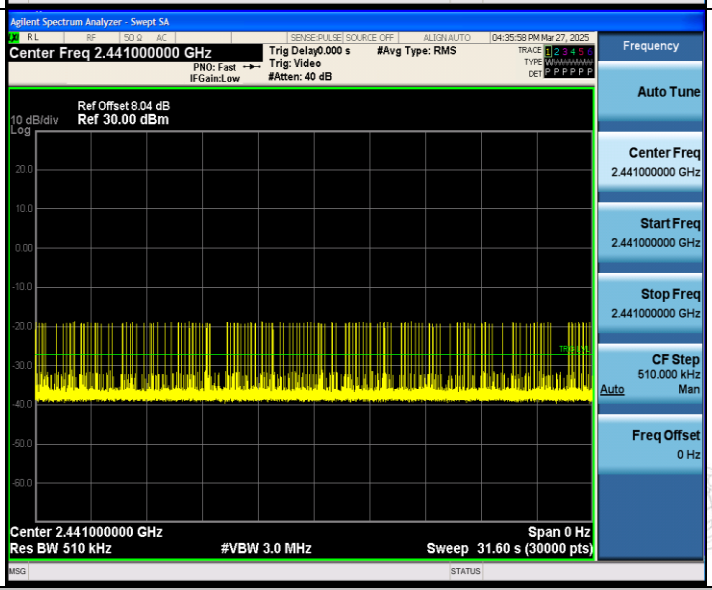

2DH5_Ant1_Hop

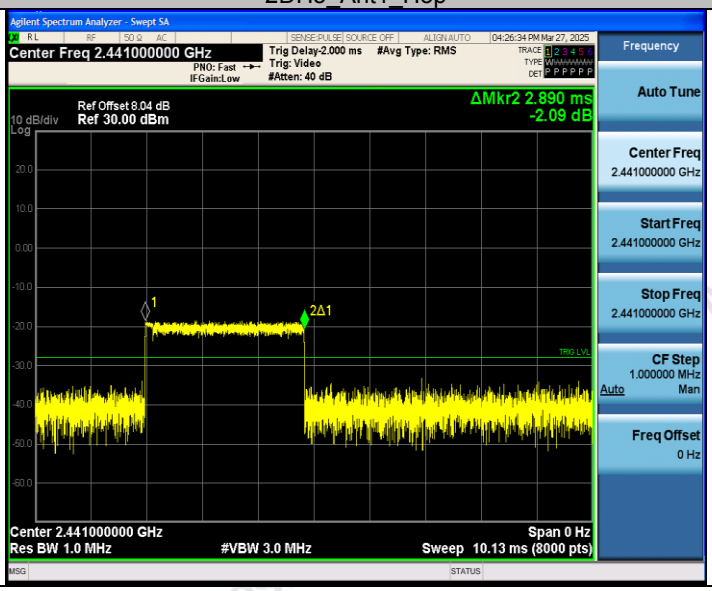

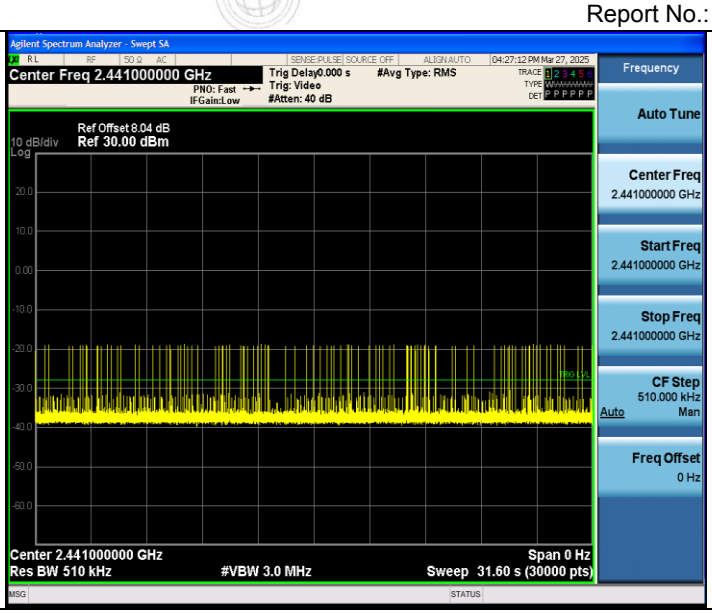
Agilent Spectrum Analyzer - Swept SA
Center Freq 2.441000000 GHz
Trig Delay0.000 s
#Avg Type: RMS
Trig: Video
#Atten: 40 dB
Ref Offset 8.04 dB
10 dB/div
Ref 30.00 dBm
Log
Center 2.441000000 GHz
Span 0 Hz
Res BW 510 kHz
#VBW 3.0 MHz
Sweep 31.60 s (30000 pts)
Frequency
Auto Tune
Center Freq
2.441000000 GHz
Start Freq
2.441000000 GHz
Stop Freq
2.441000000 GHz
CF Step
510.000 kHz
Auto
Man
Freq Offset
0 Hz

Appendix E: Number of hopping channels

Test Result

Test Mode	Antenna	Frequency [MHz]	Result [Num]	Limit [Num]	Verdict
DH5	Ant1	Hop	79	≥15	PASS
2DH5	Ant1	Hop	79	≥15	PASS

Test Graphs

DH5_Ant1_Hop
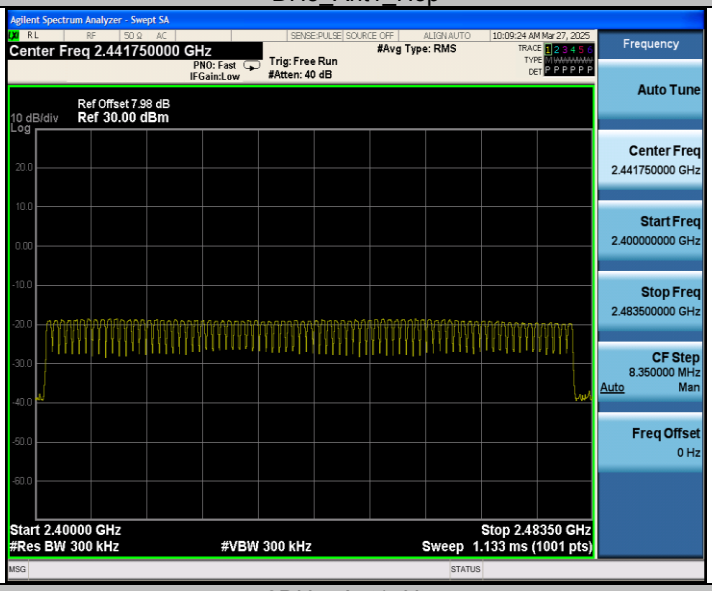

2DH5_Ant1_Hop
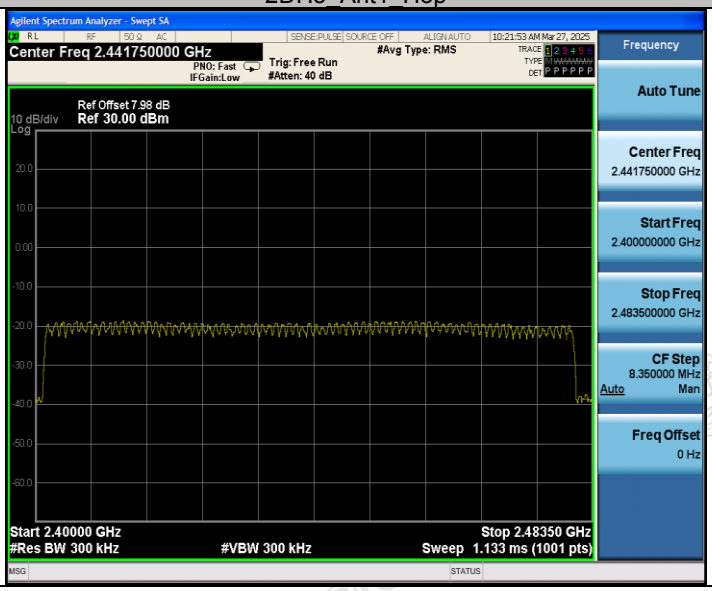

Appendix F: Band edge measurements

Test Graphs

DH5_Ant1_Low_2402

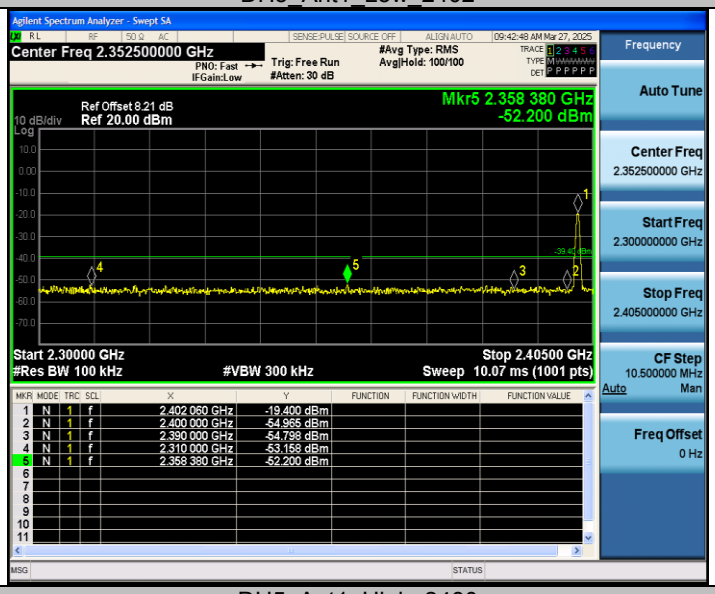

DH5_Ant1_High_2480

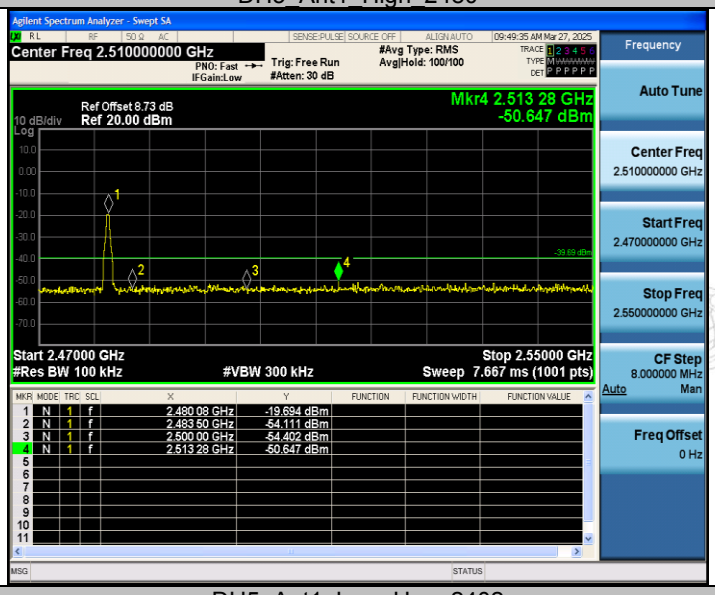

DH5_Ant1_Low_Hop_2402

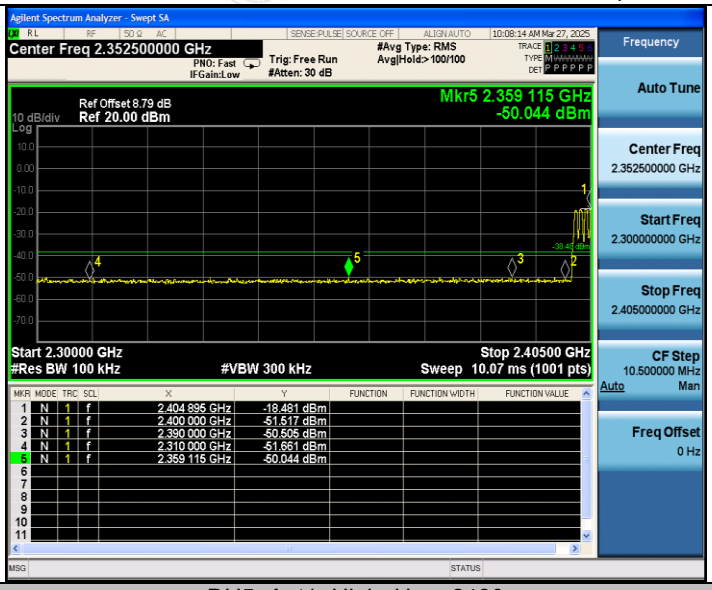

DH5_Ant1_High_Hop_2480

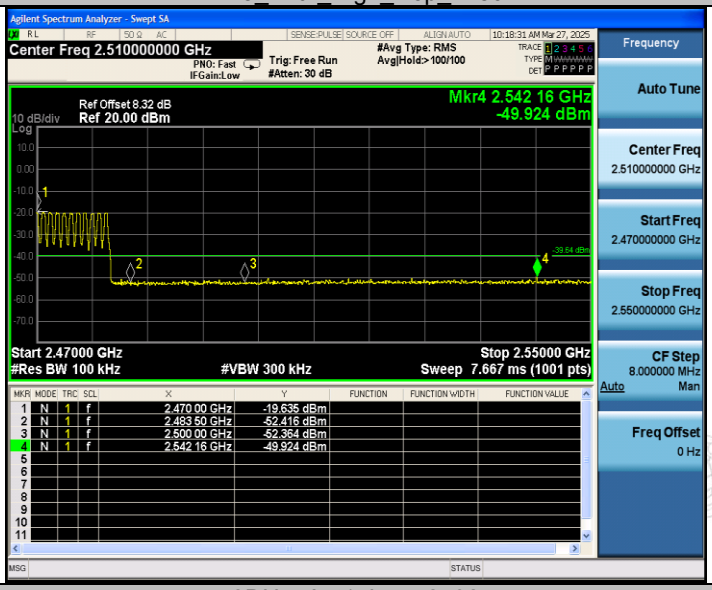

2DH5_Ant1_Low_2402

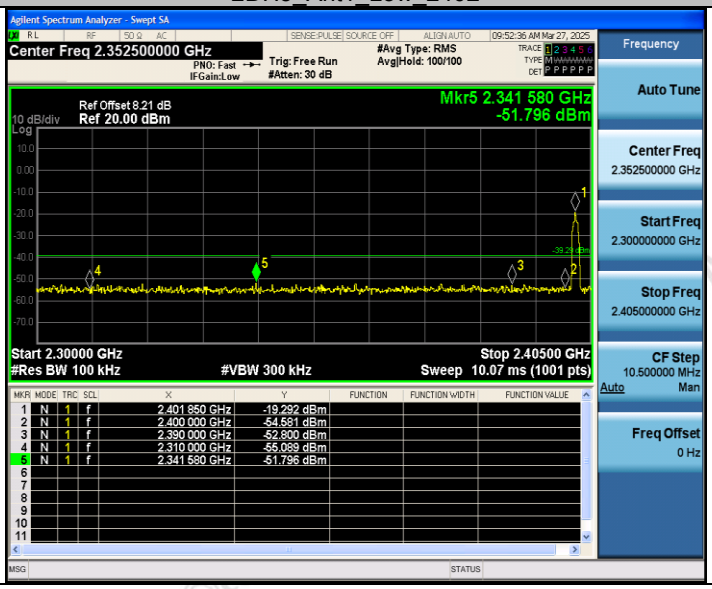

2DH5_Ant1_High_2480

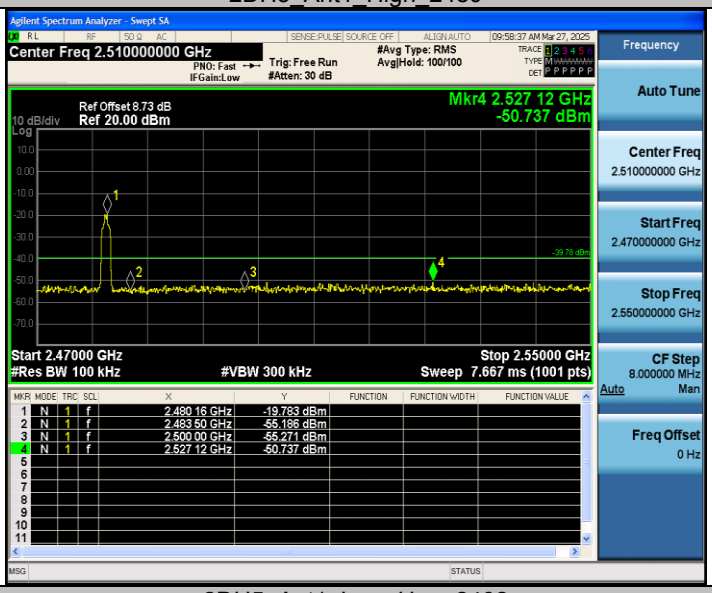

2DH5_Ant1_Low_Hop_2402

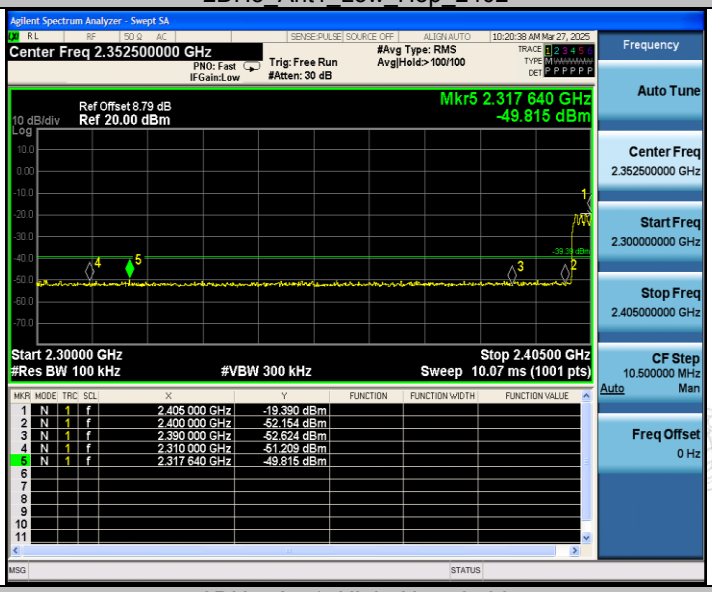

2DH5_Ant1_High_Hop_2480

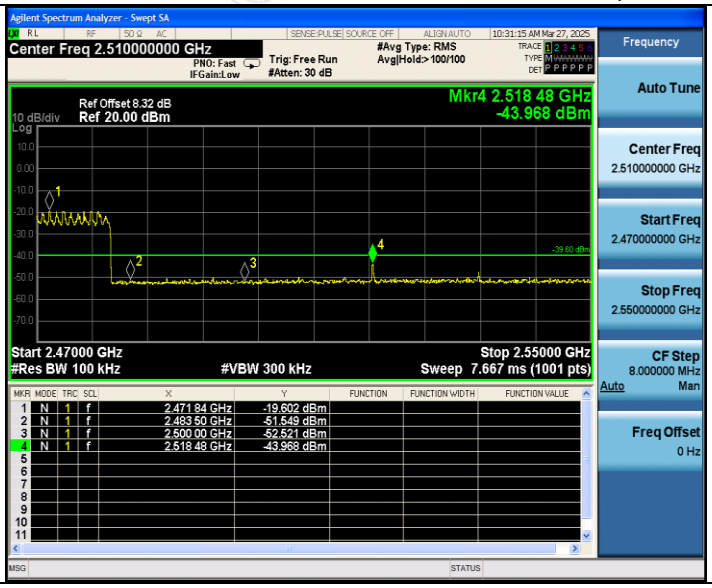
Agilent Spectrum Analyzer - Swept SA
Center Freq 2.510000000 GHz
PNO: Fast
IFGain:Low
Trig: Free Run
#Atten: 30 dB
#Avg Type: RMS
Avg|Hold:> 100/100
10:31:15 AM Mar 27, 2025
Ref Offset 8.32 dB
10 dB/div
Ref 20.00 dBm
Log
Mkr4 2.518 48 GHz
-43.968 dBm
Start 2.47000 GHz
#Res BW 100 kHz
#VBW 300 kHz
Stop 2.55000 GHz
Sweep 7.667 ms (1001 pts)
1 N 1 f 2.471 84 GHz -19.602 dBm
2 N 1 f 2.483 50 GHz -51.549 dBm
3 N 1 f 2.500 00 GHz -52.521 dBm
4 N 1 f 2.518 48 GHz -43.968 dBm
Frequency
Auto Tune
Center Freq
2.510000000 GHz
Start Freq
2.470000000 GHz
Stop Freq
2.550000000 GHz
CF Step
8.000000 MHz
Auto
Man
Freq Offset
0 Hz

Appendix G: Conducted Spurious Emission

Test Graphs

DH5_Ant1_2402_0~Reference

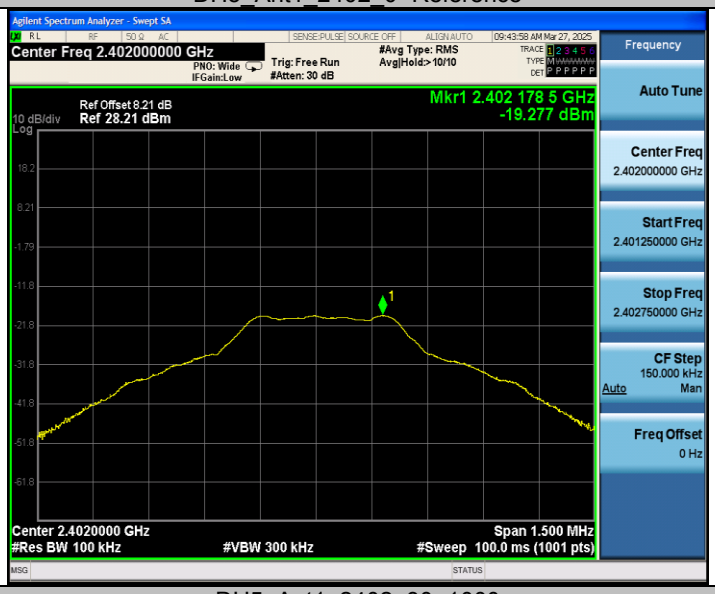

DH5_Ant1_2402_30~1000

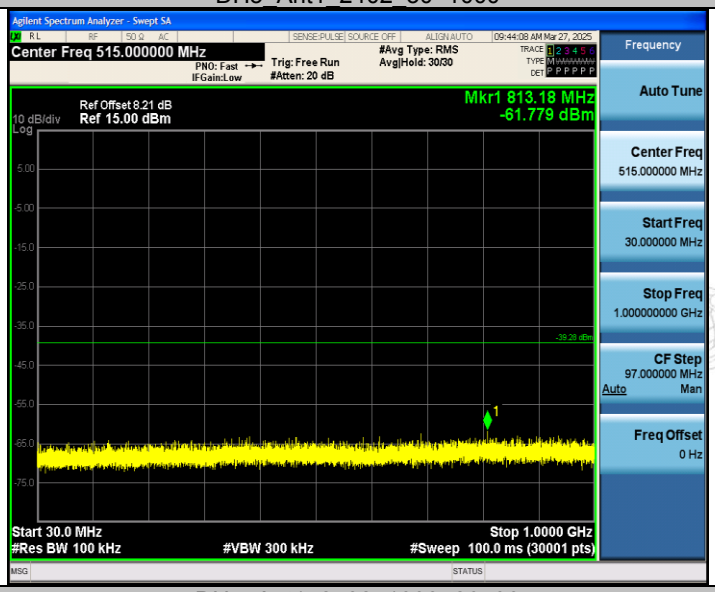

DH5_Ant1_2402_1000~26500

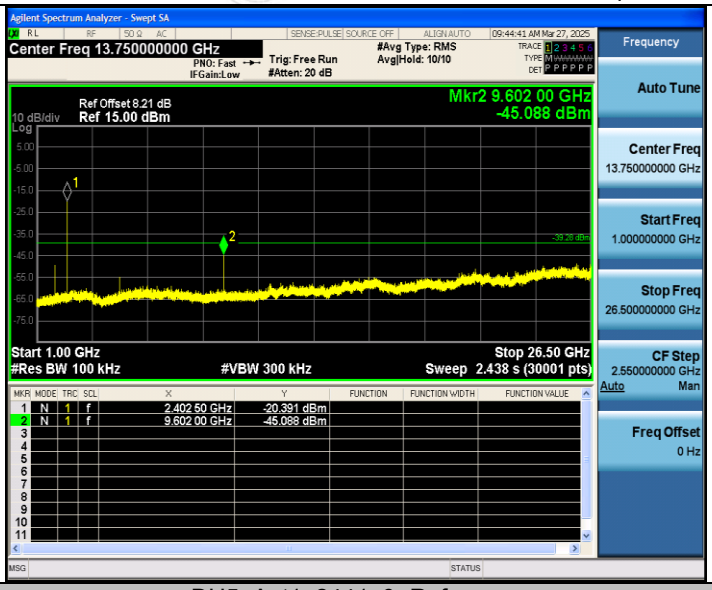

DH5_Ant1_2441_0~Reference

DH5_Ant1_2441_30~1000

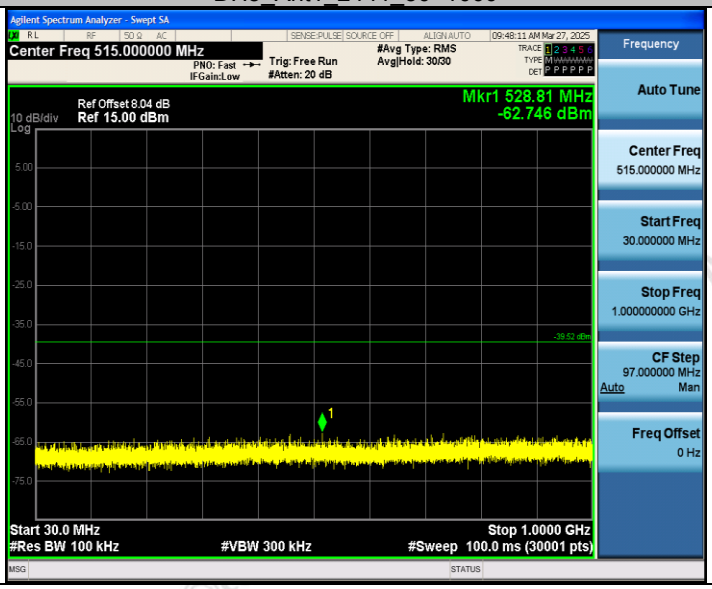

DH5_Ant1_2441_1000~26500

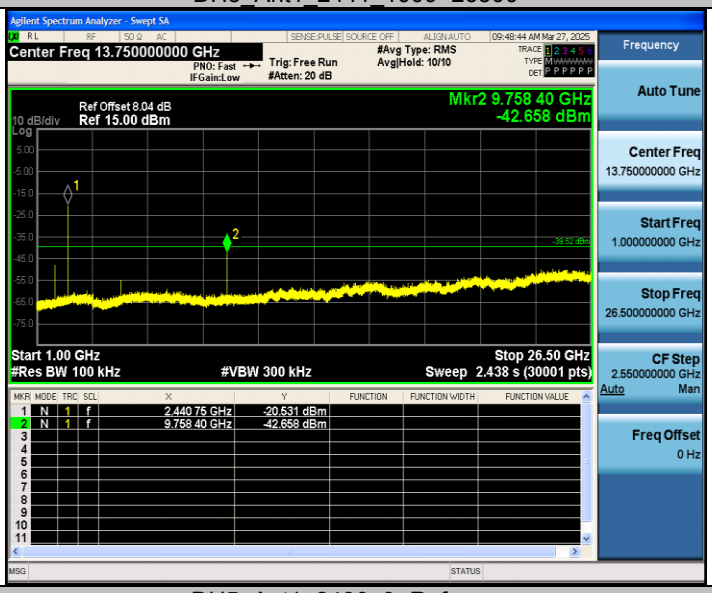

DH5_Ant1_2480_0~Reference

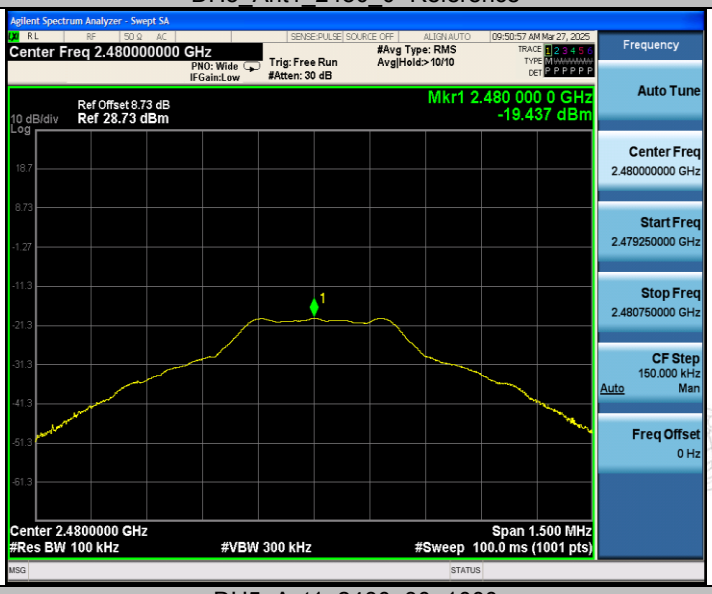

DH5_Ant1_2480_30~1000

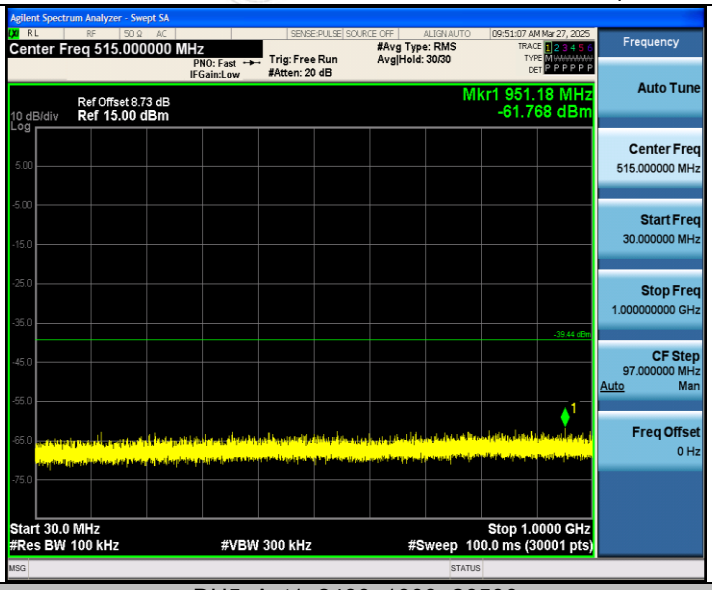

DH5_Ant1_2480_1000~26500

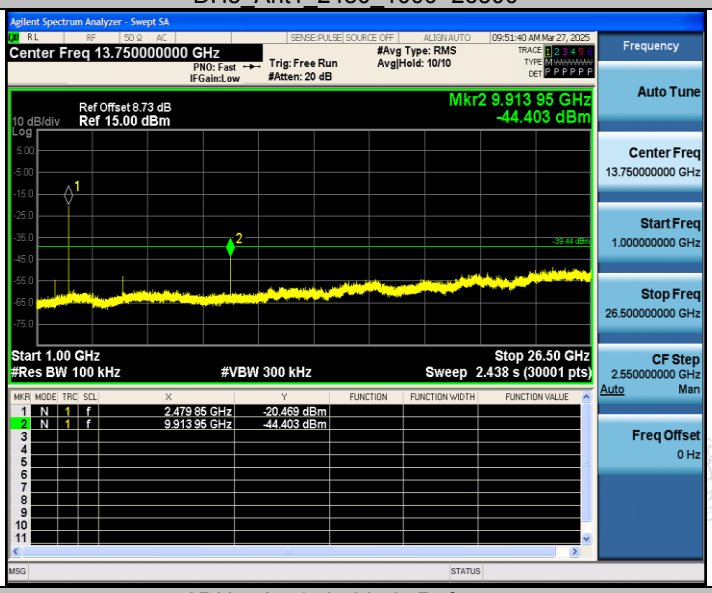

2DH5_Ant1_2402_0~Reference

2DH5_Ant1_2402_30~1000

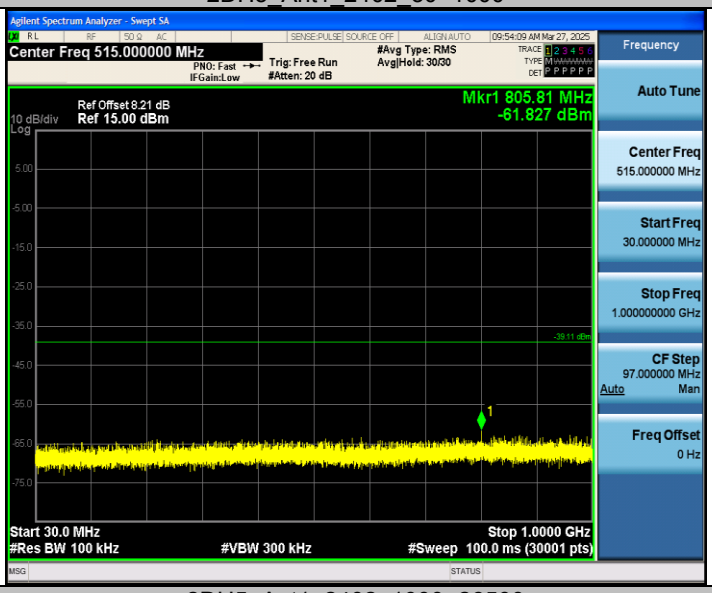

2DH5_Ant1_2402_1000~26500

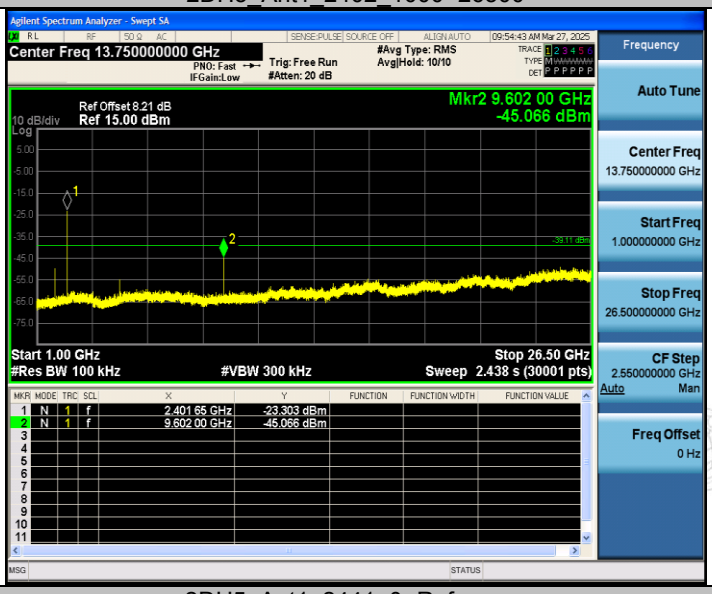

2DH5_Ant1_2441_0~Reference

2DH5_Ant1_2441_30~1000

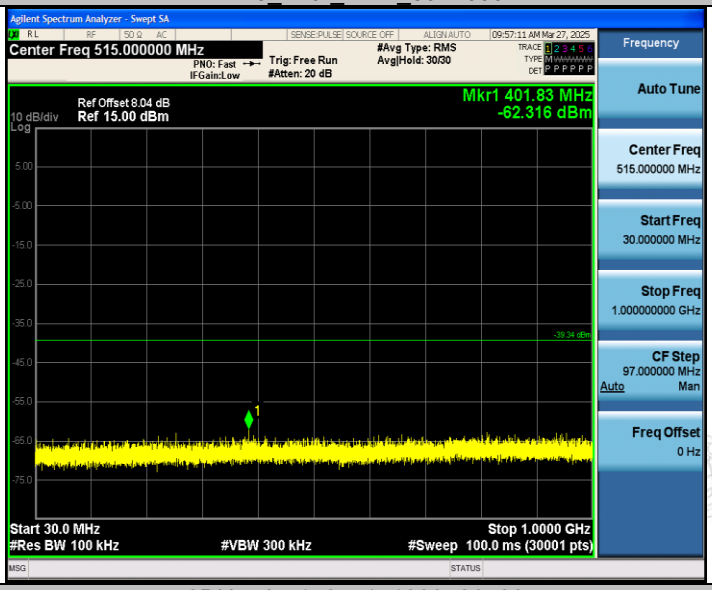

2DH5_Ant1_2441_1000~26500

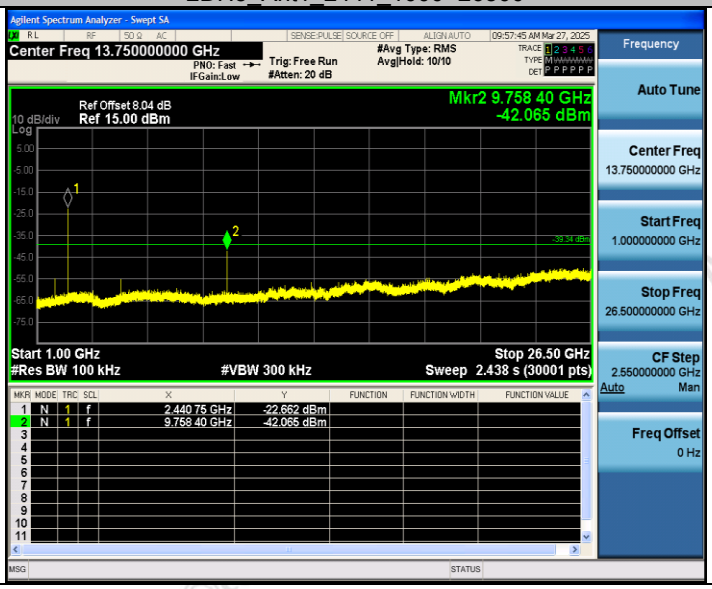

2DH5_Ant1_2480_0~Reference

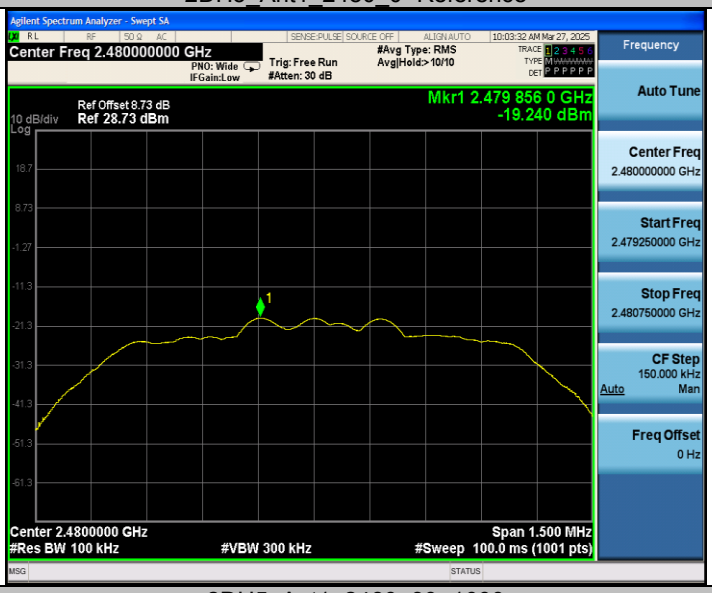

2DH5_Ant1_2480_30~1000

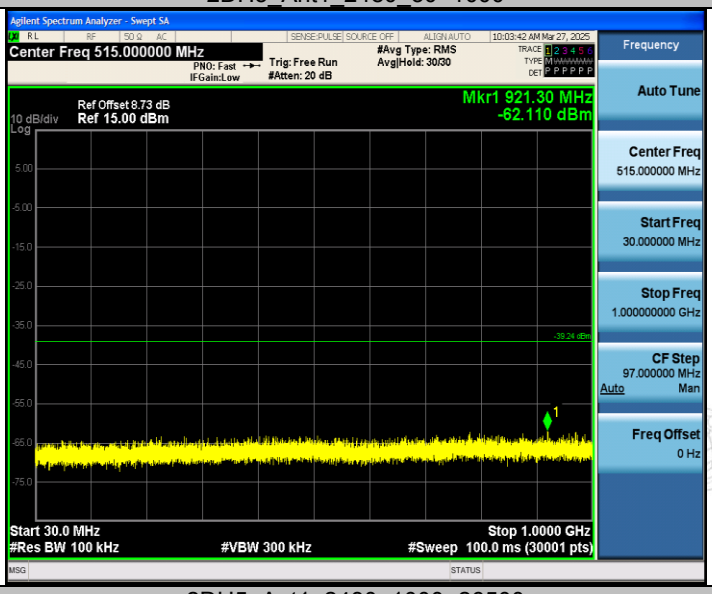

2DH5_Ant1_2480_1000~26500

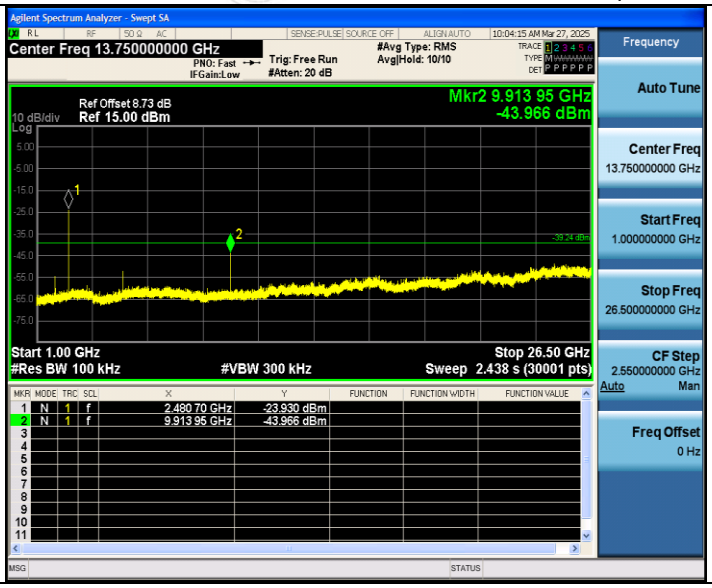
Agilent Spectrum Analyzer - Swept SA
Center Freq 13.750000000 GHz
PNO: Fast
IFGain:Low
Trig: Free Run
#Atten: 20 dB
#Avg Type: RMS
Avg|Hold: 10/10
10:04:15 AM Mar 27, 2025
Ref Offset 8.73 dB
10 dB/div
Ref 15.00 dBm
Log
Mkr2 9.913 95 GHz
-43.966 dBm
Start 1.00 GHz
#Res BW 100 kHz
#VBW 300 kHz
Stop 26.50 GHz
Sweep 2.438 s (30001 pts)
1 N 1 f 2.480 70 GHz -23.930 dBm
2 N 1 f 9.913 95 GHz -43.966 dBm
Frequency
Auto Tune
Center Freq
13.750000000 GHz
Start Freq
1.000000000 GHz
Stop Freq
26.500000000 GHz
CF Step
2.550000000 GHz
Auto
Man
Freq Offset
0 Hz

Statement

1. This report is invalid without the seal and signature of the laboratory.

2. The test results of this report are only responsible for the samples submitted.Client shall be responsible for representativeness of the sample and authenticity of the material.
3. The report shall not be partially reproduced without the written consent of the Laboratory.
4. This report is invalid if transferred, altered or tampered with in any form without authorization.
5. The observations or tests with special mark fall outside the scope of accreditation, and are only used for purpose of commission, research, training, internal quality control etc.
6. Any objection to this report shall be submitted to the laboratory within 15 days from the date of receipt of the report.

****** END OF REPORT ******