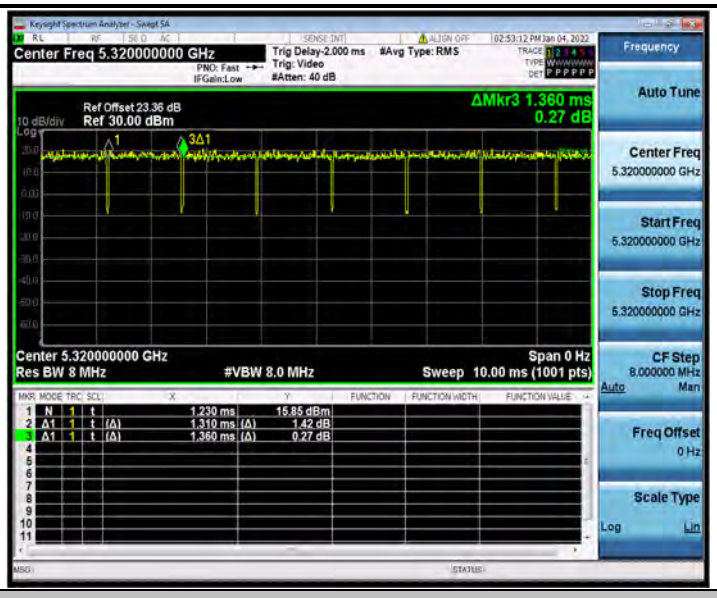

11AC20SISO_Ant1_5320

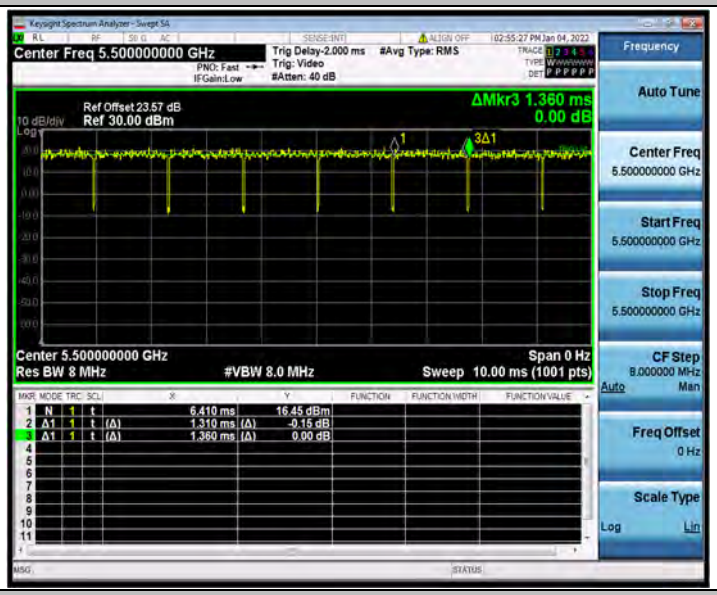

11AC20SISO_Ant1_5500

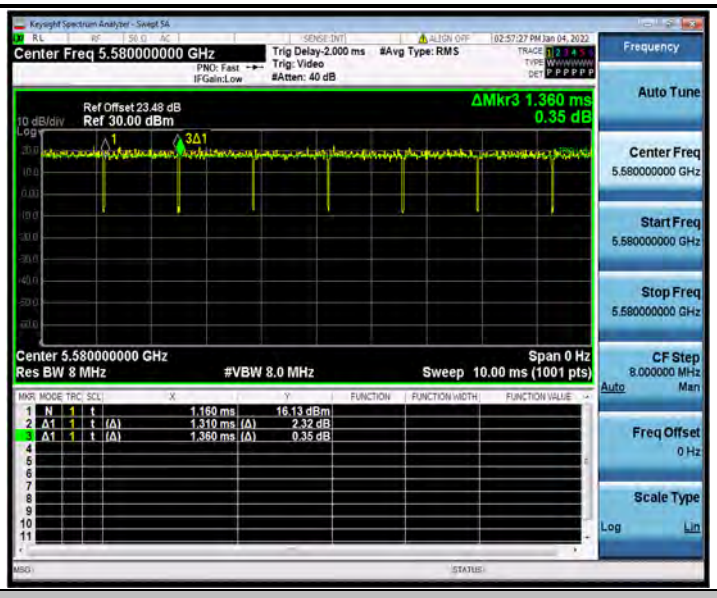

11AC20SISO_Ant1_5580

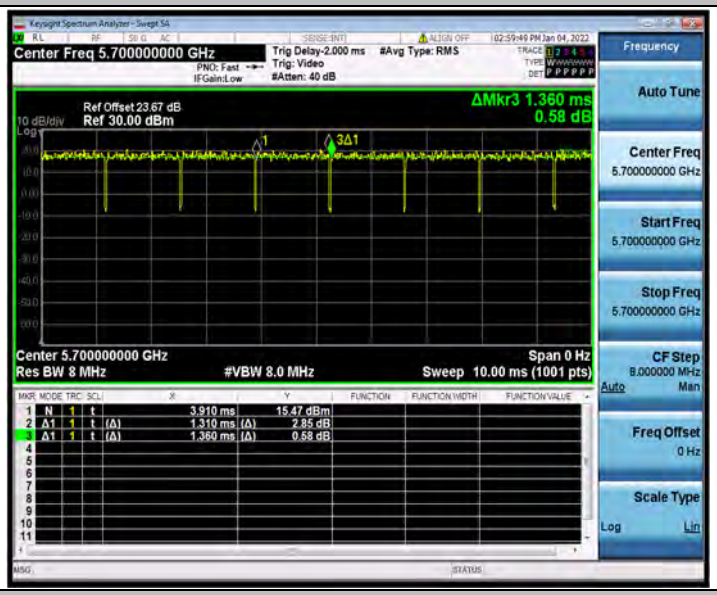

11AC20SISO_Ant1_5700

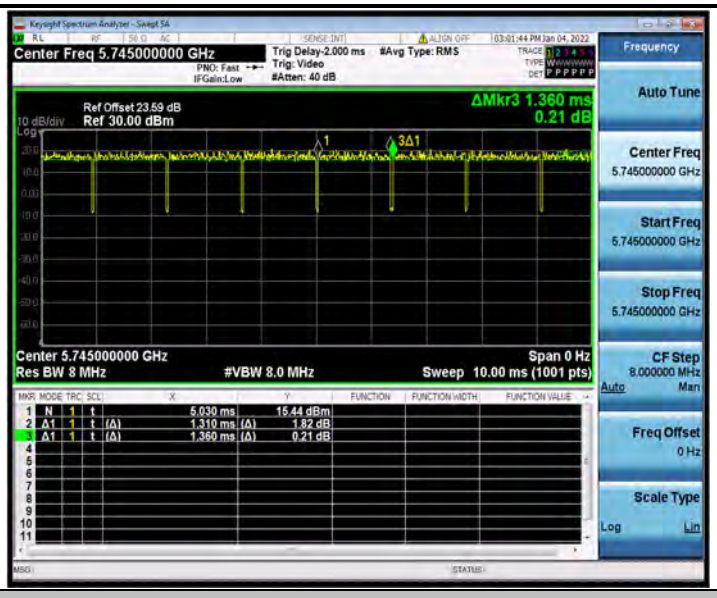

11AC20SISO_Ant1_5745

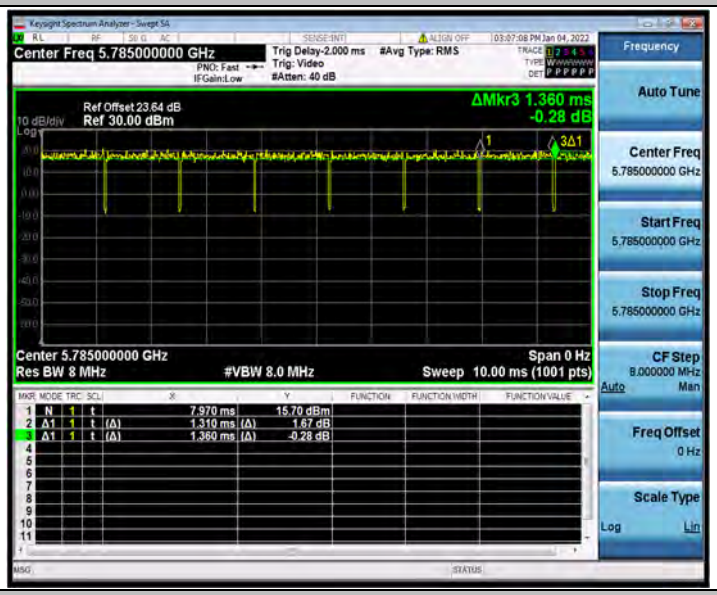

11AC20SISO_Ant1_5785

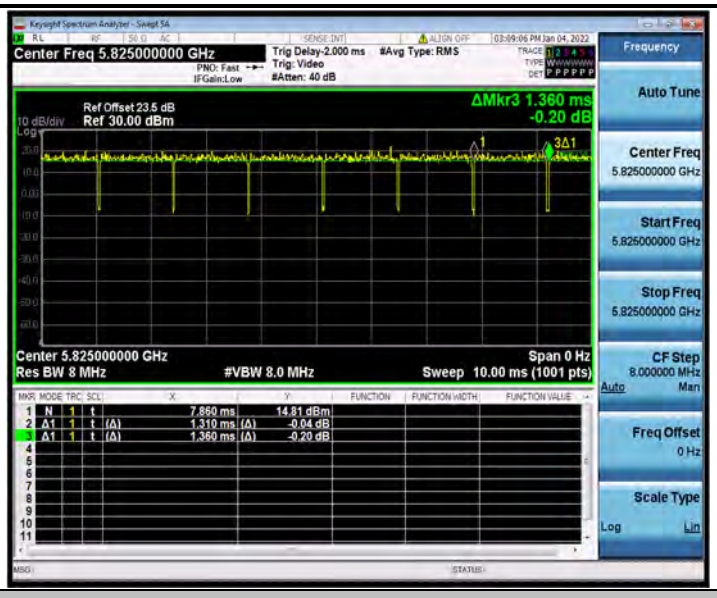

11AC20SISO_Ant1_5825

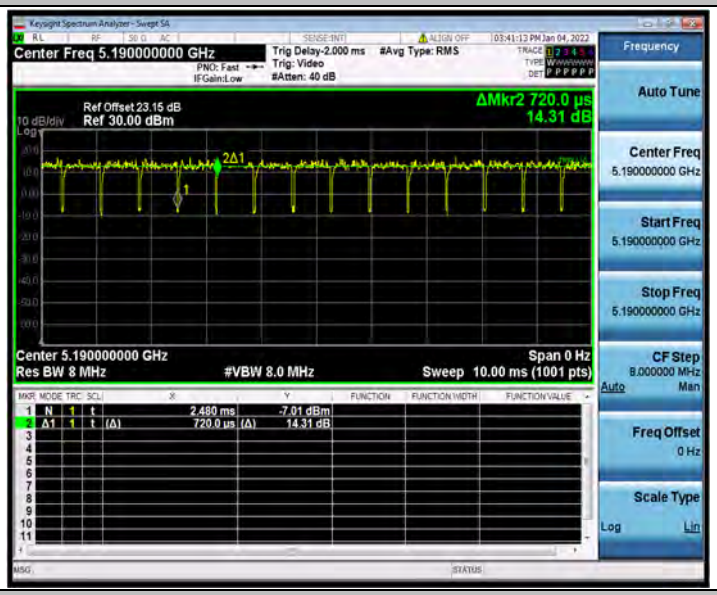

11AC40SISO_Ant1_5190

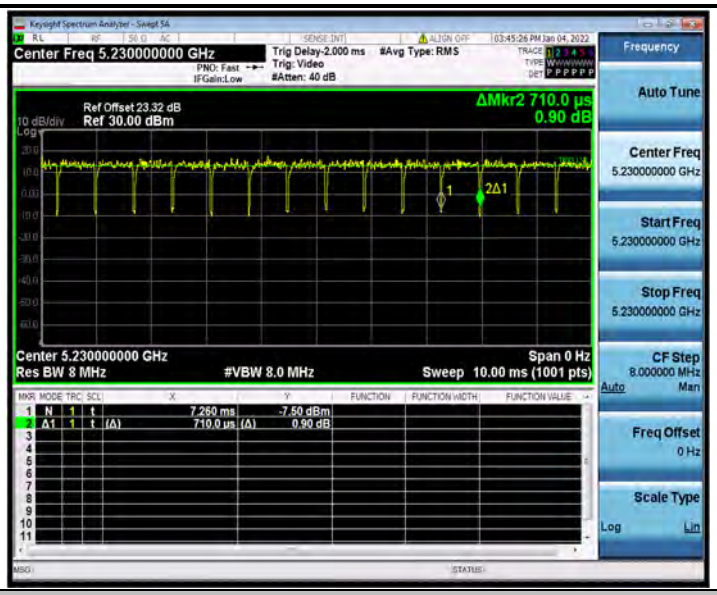

11AC40SISO_Ant1_5230

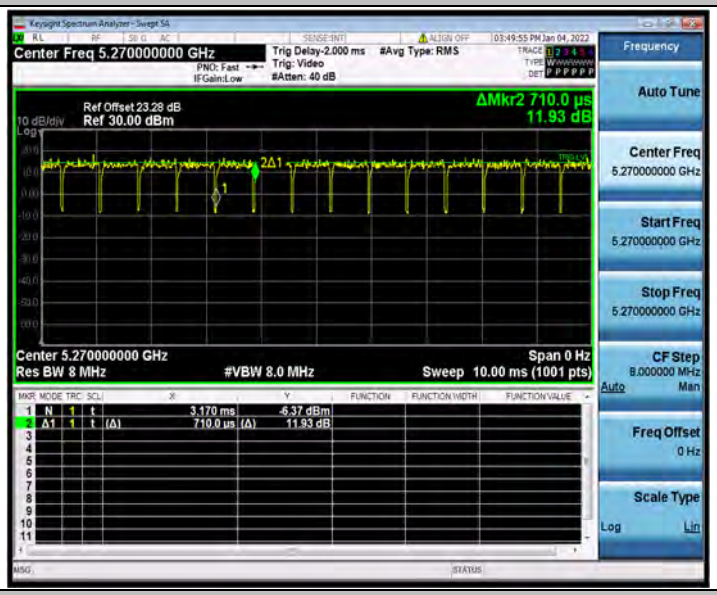

11AC40SISO_Ant1_5270

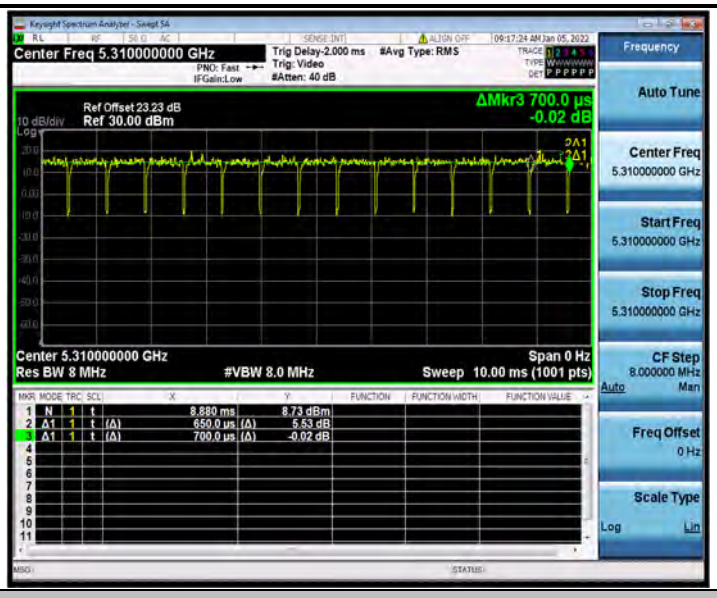

11AC40SISO_Ant1_5310

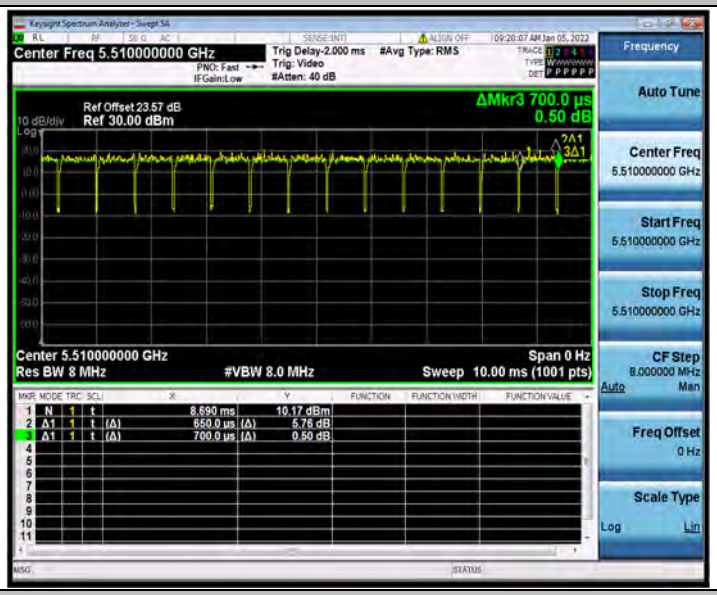

11AC40SISO_Ant1_5510

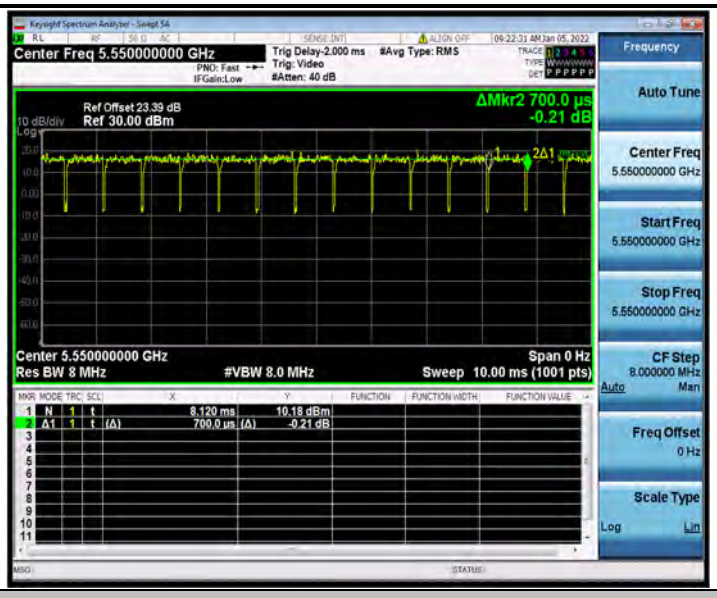

11AC40SISO_Ant1_5550

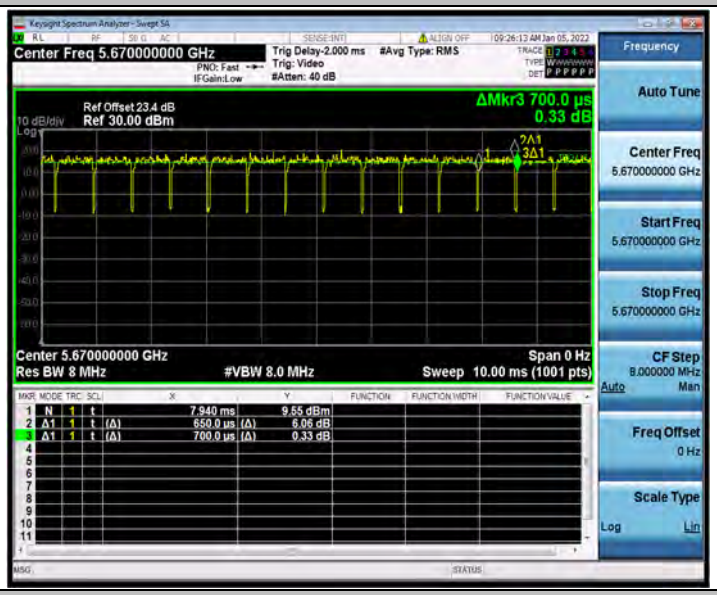

11AC40SISO_Ant1_5670

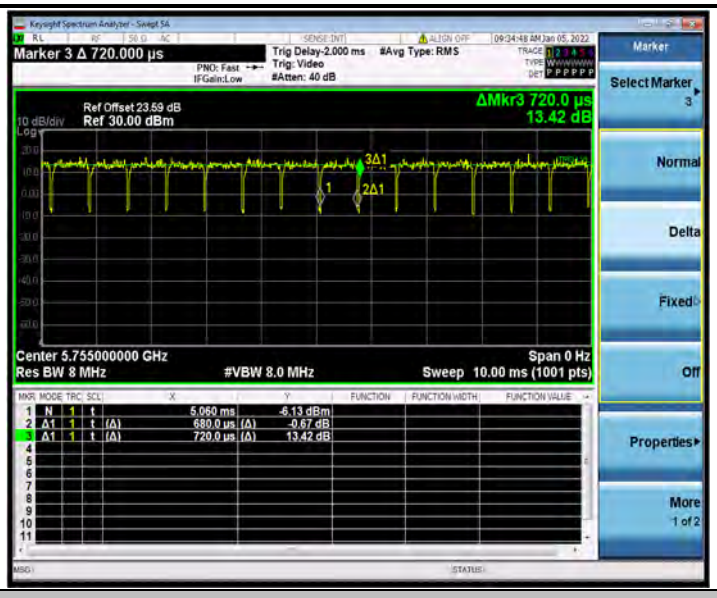

11AC40SISO_Ant1_5755

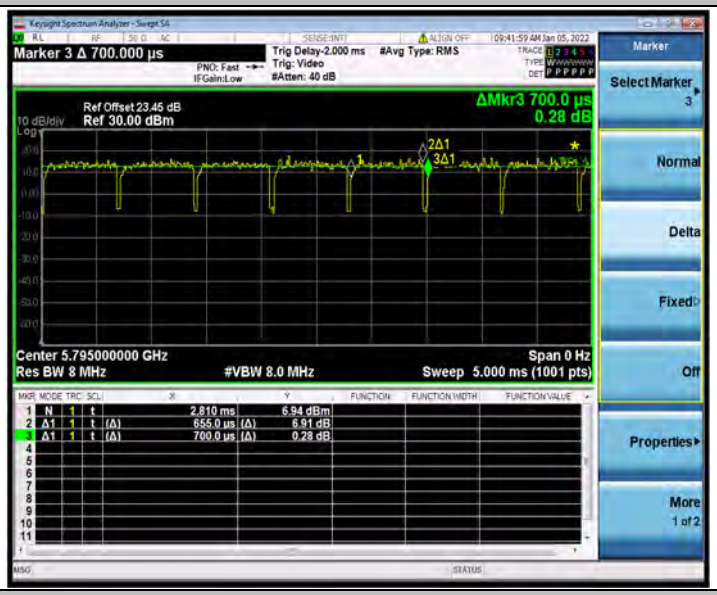

11AC40SISO_Ant1_5795

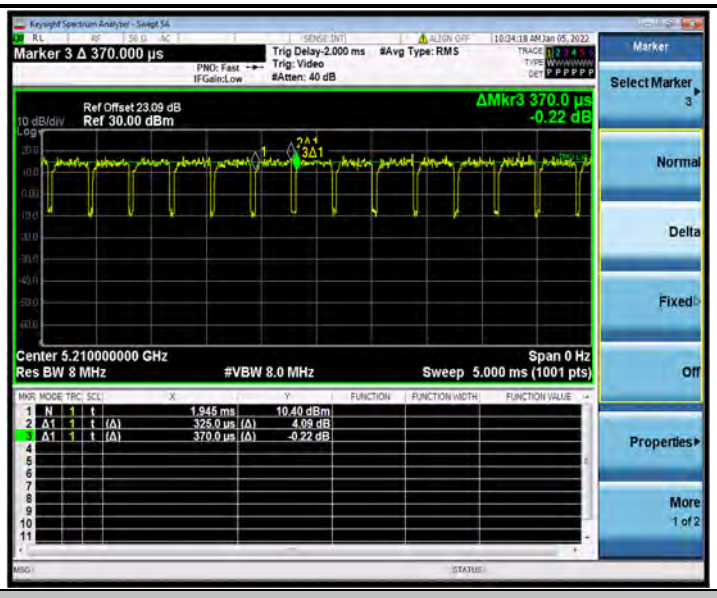

11AC80SISO_Ant1_5210

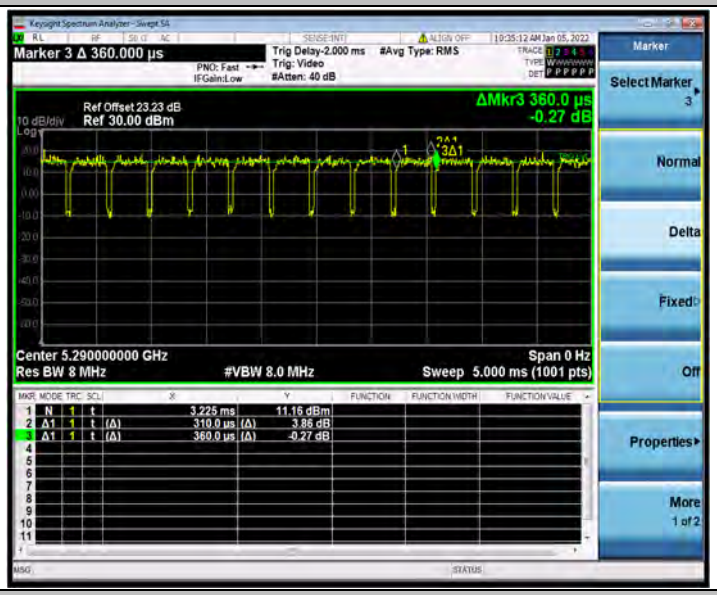

11AC80SISO_Ant1_5290

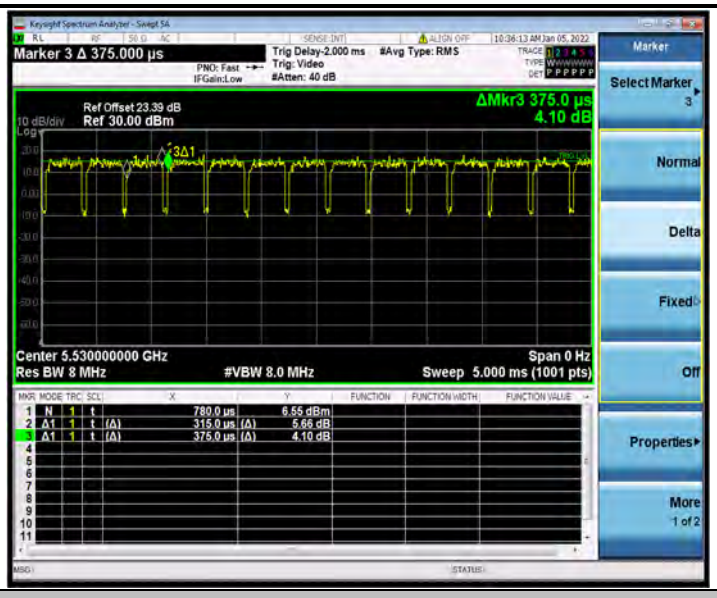

11AC80SISO_Ant1_5530

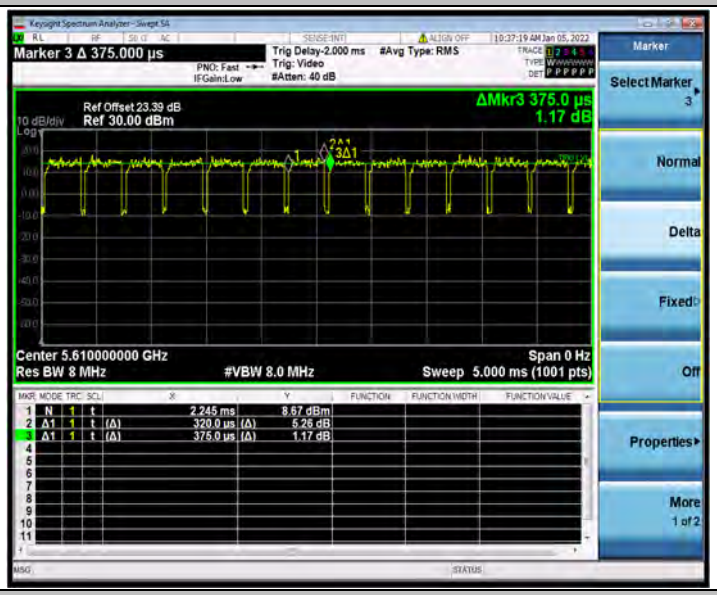

11AC80SISO_Ant1_5610

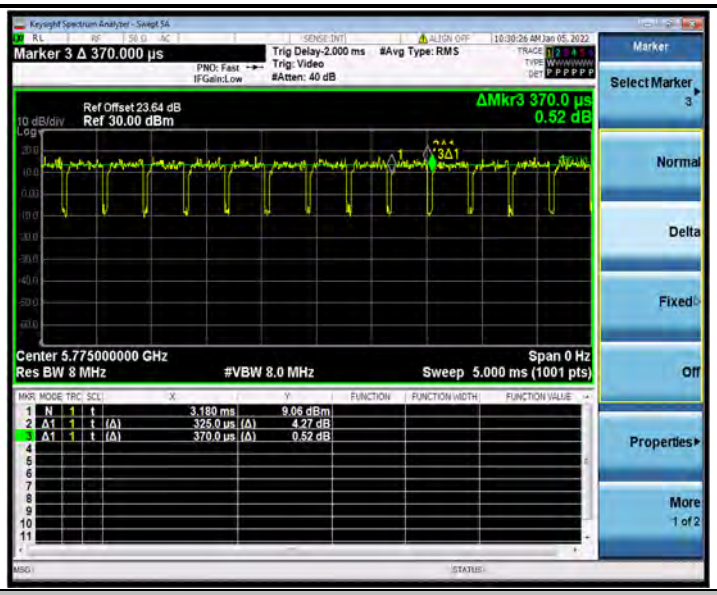

11AC80SISO_Ant1_5775

Maximum conducted output power

Test Result

Test Mode	Antenna	Channel	Result [dBm]	Result [mw]	Limit [dBm]	Verdict	Power setting
11A	Ant1	5180	15.85	38.46	≤23.98	PASS	16
		5200	15.88	38.73	≤23.98	PASS	16
		5240	15.84	38.37	≤23.98	PASS	16
		5260	16.24	42.07	≤23.98	PASS	16.5
		5280	16.16	41.30	≤23.97	PASS	16.5
		5320	16.14	41.11	≤23.98	PASS	16.5
		5500	16.04	40.18	≤23.98	PASS	16.5
		5580	15.92	39.08	≤23.98	PASS	17
		5700	16.25	42.17	≤23.98	PASS	18
		5745	16.25	42.17	≤30	PASS	18
		5785	16.22	41.88	≤30	PASS	18
		5825	16.23	41.98	≤30	PASS	18
11N20SISO	Ant1	5180	15.21	33.19	≤23.98	PASS	17
		5200	15.2	33.11	≤23.98	PASS	17
		5240	15.17	32.89	≤23.98	PASS	17
		5260	15	31.62	≤23.98	PASS	17
		5280	15.06	32.06	≤23.98	PASS	17
		5320	15.04	31.92	≤23.98	PASS	17
		5500	14.89	30.83	≤23.98	PASS	17
		5580	14.92	31.05	≤23.98	PASS	16.5
		5700	15.14	32.66	≤23.98	PASS	17
		5745	15.28	33.73	≤30	PASS	17
		5785	15.25	33.5	≤30	PASS	17
		5825	15.16	32.81	≤30	PASS	17
11N40SISO	Ant1	5190	13.97	24.95	≤23.98	PASS	15
		5230	13.95	24.83	≤23.98	PASS	15
		5270	13.86	24.32	≤23.98	PASS	15
		5310	13.9	24.55	≤23.98	PASS	15
		5510	15.18	32.96	≤23.98	PASS	16.5
		5550	15.02	31.77	≤23.98	PASS	16.5
		5670	15.03	31.84	≤23.98	PASS	17
		5755	15.05	31.99	≤30	PASS	17
		5795	14.97	31.41	≤30	PASS	17
11AC20SISO	Ant1	5180	14.01	25.18	≤23.98	PASS	15

		5200	14.14	25.94	≤23.98	PASS	15
		5240	14.04	25.35	≤23.98	PASS	15
		5260	14.06	25.47	≤23.98	PASS	15
		5280	14.03	25.29	≤23.98	PASS	15
		5320	14.05	25.41	≤23.98	PASS	15
		5500	14.32	27.04	≤23.98	PASS	15.5
		5580	14.27	26.73	≤23.98	PASS	16
		5700	14.13	25.88	≤23.98	PASS	16
		5745	14.16	26.06	≤30	PASS	16
		5785	14.23	26.49	≤30	PASS	16
		5825	14.17	26.12	≤30	PASS	16
11AC40SISO	Ant1	5190	13.02	20.04	≤23.98	PASS	14
		5230	12.92	19.59	≤23.98	PASS	14
		5270	12.87	19.36	≤23.98	PASS	14
		5310	12.94	19.68	≤23.98	PASS	14
		5510	12.96	19.77	≤23.98	PASS	14.5
		5550	12.84	19.23	≤23.98	PASS	14.5
		5670	12.93	19.63	≤23.98	PASS	15
		5755	13.02	20.04	≤30	PASS	15
		5795	12.97	19.82	≤30	PASS	15
11AC80SISO	Ant1	5210	12.57	18.07	≤23.98	PASS	14
		5290	12.47	17.66	≤23.98	PASS	14
		5530	12.64	18.37	≤23.98	PASS	14.5
		5610	12.73	18.75	≤23.98	PASS	15
		5775	12.67	18.49	≤30	PASS	15

Maximum power spectral density

Test Result

TestMode	Antenna	Channel	Result [dBm/MHz]	Limit[dBm/MHz]	Verdict
11A	Ant1	5180	3.33	≤11	PASS
		5200	3.04	≤11	PASS
		5240	3.66	≤11	PASS
		5260	4.32	≤11	PASS
		5280	4.05	≤11	PASS
		5320	4.23	≤11	PASS
		5500	4.67	≤11	PASS
		5580	4.56	≤11	PASS
		5700	4.88	≤11	PASS
		5745	1.87	≤30	PASS
		5785	1.94	≤30	PASS
		5825	1.32	≤30	PASS
11N20SISO	Ant1	5180	3.02	≤11	PASS
		5200	2.87	≤11	PASS
		5240	3.87	≤11	PASS
		5260	3.24	≤11	PASS
		5280	3.54	≤11	PASS
		5320	3.6	≤11	PASS
		5500	3.95	≤11	PASS
		5580	3.51	≤11	PASS
		5700	3.77	≤11	PASS
		5745	0.7	≤30	PASS
		5785	0.53	≤30	PASS
		5825	-0.06	≤30	PASS
11N40SISO	Ant1	5190	-0.35	≤11	PASS
		5230	-0.42	≤11	PASS
		5270	-0.33	≤11	PASS
		5310	-0.56	≤11	PASS
		5510	0.9	≤11	PASS
		5550	0.96	≤11	PASS
		5670	0.88	≤11	PASS
		5755	-2.21	≤30	PASS

		5795	-2.73	≤30	PASS
11AC20SISO	Ant1	5180	1.83	≤11	PASS
		5200	2.13	≤11	PASS
		5240	2.52	≤11	PASS
		5260	2.45	≤11	PASS
		5280	2.47	≤11	PASS
		5320	2.29	≤11	PASS
		5500	3.04	≤11	PASS
		5580	2.9	≤11	PASS
		5700	2.03	≤11	PASS
		5745	-1.09	≤30	PASS
		5785	-1.43	≤30	PASS
		5825	-1.82	≤30	PASS
11AC40SISO	Ant1	5190	-2.41	≤11	PASS
		5230	-1.88	≤11	PASS
		5270	-1.95	≤11	PASS
		5310	-0.28	≤11	PASS
		5510	1.18	≤11	PASS
		5550	1.08	≤11	PASS
		5670	0.79	≤11	PASS
		5755	-3.99	≤30	PASS
		5795	-4.51	≤30	PASS
11AC80SISO	Ant1	5210	-5.15	≤11	PASS
		5290	-5.04	≤11	PASS
		5530	-4.59	≤11	PASS
		5610	0.66	≤11	PASS
		5775	-7.79	≤30	PASS

Note：1.The Result and Limit Unit is dBm/500 kHz in the band 5.725–5.85 GHz.
2.The Duty Cycle Factor and RBW Factor is compensated in the graph.

Test Graphs

11A_Ant1_5180

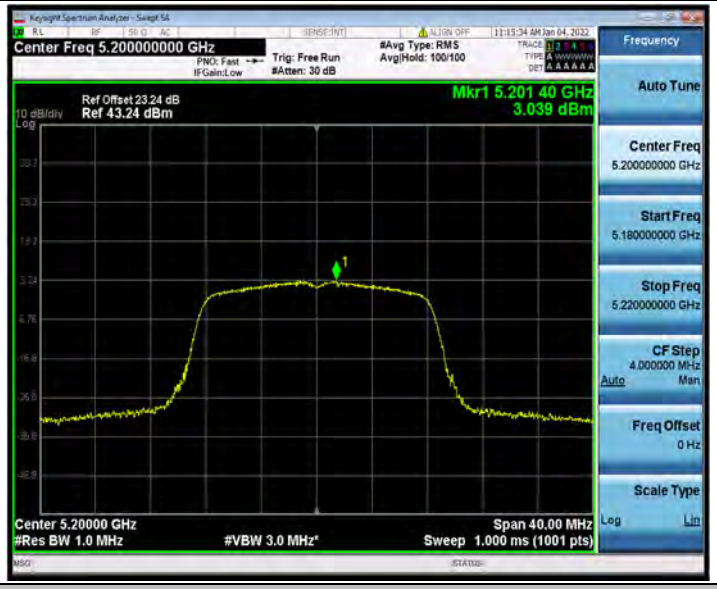

11A_Ant1_5200

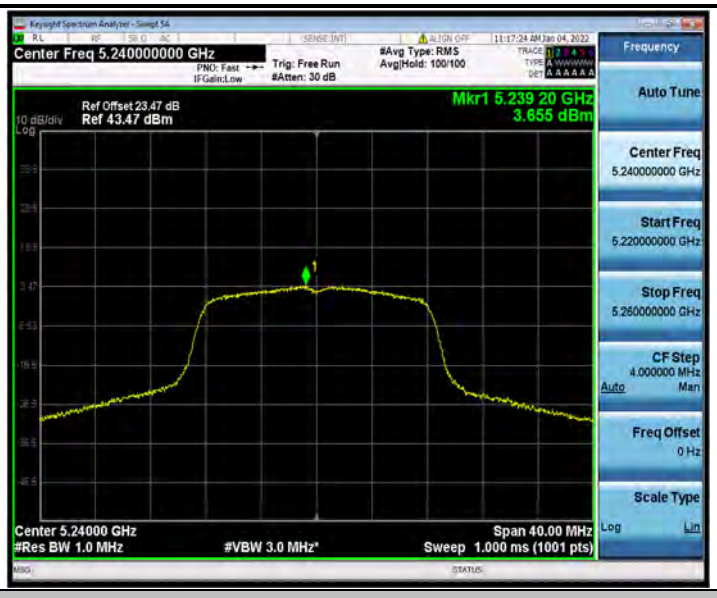

11A_Ant1_5240

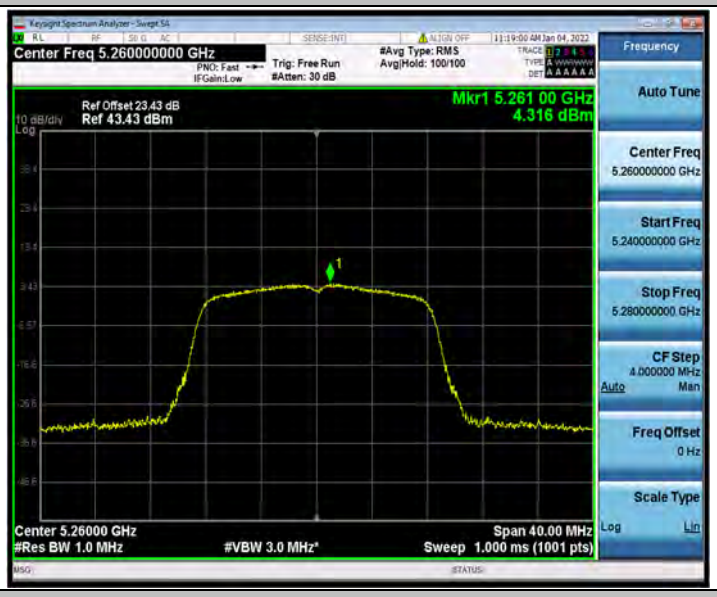

11A_Ant1_5260

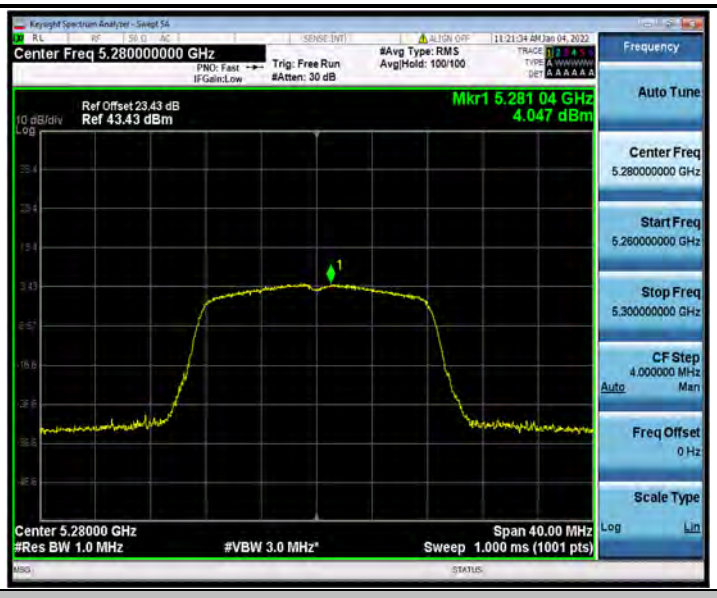

11A_Ant1_5280

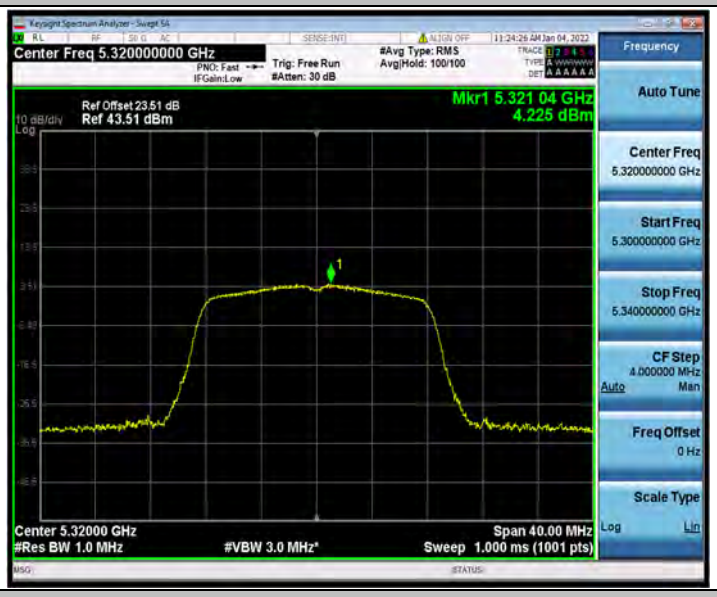

11A_Ant1_5320

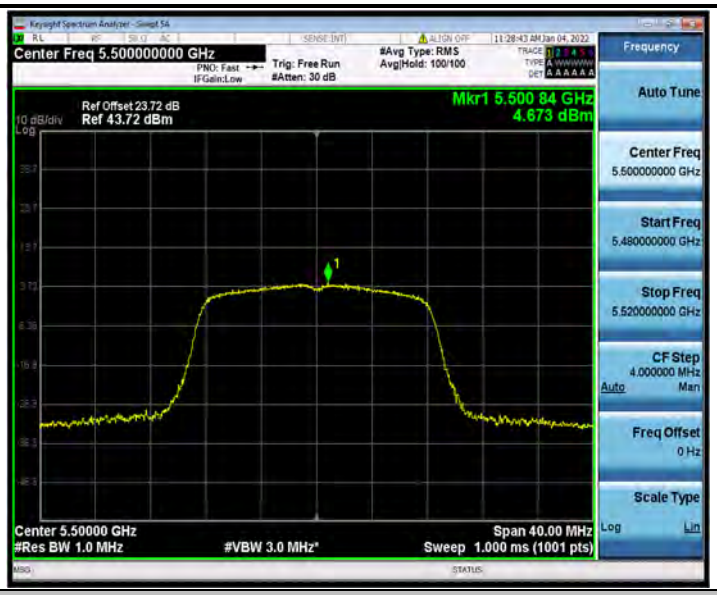

11A_Ant1_5500

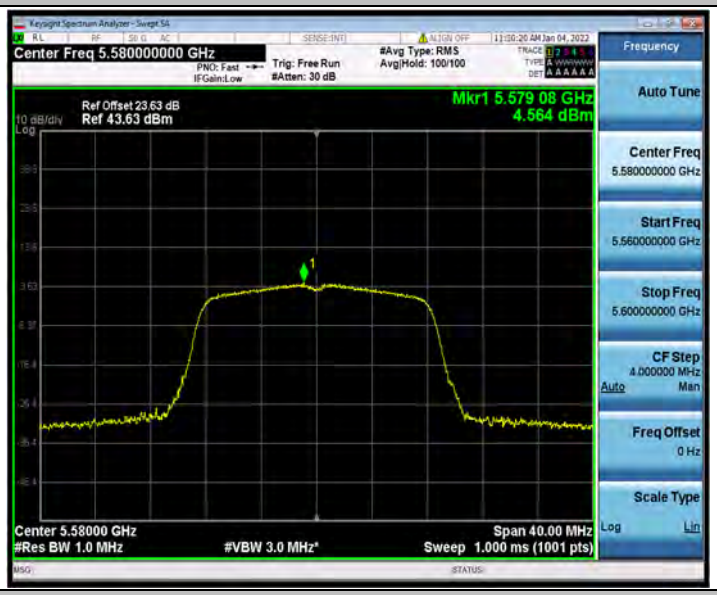

11A_Ant1_5580

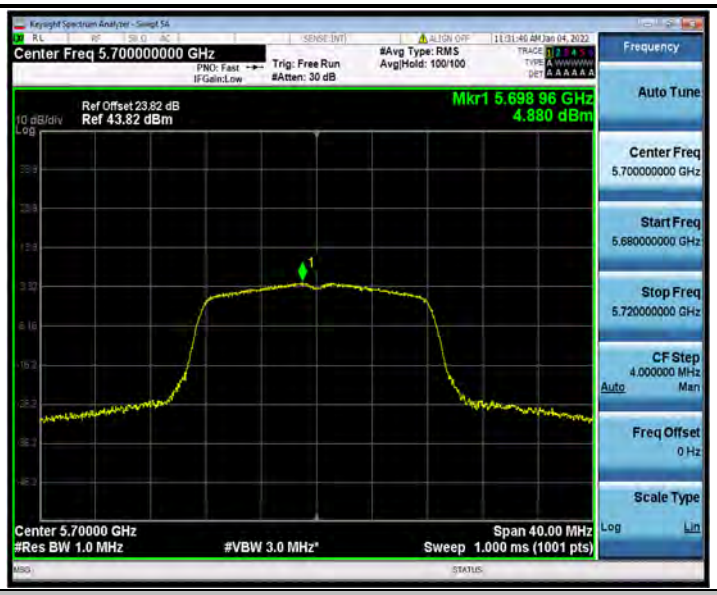

11A_Ant1_5700

11A_Ant1_5745

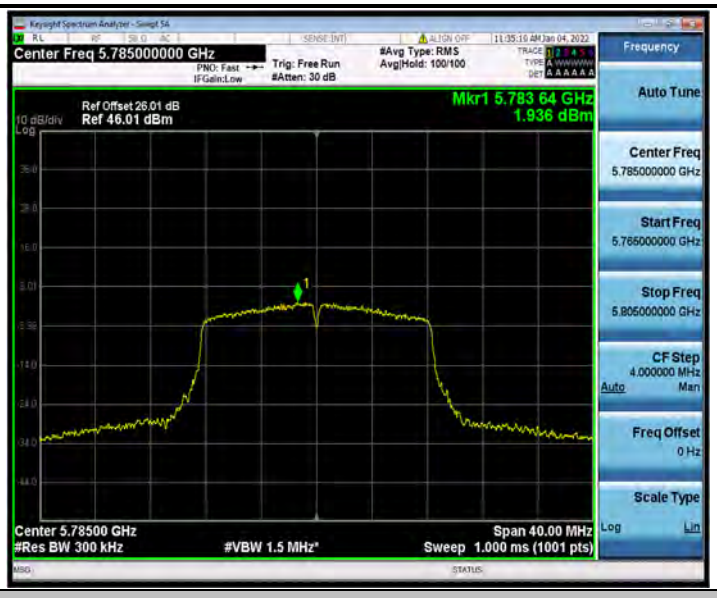

11A_Ant1_5785

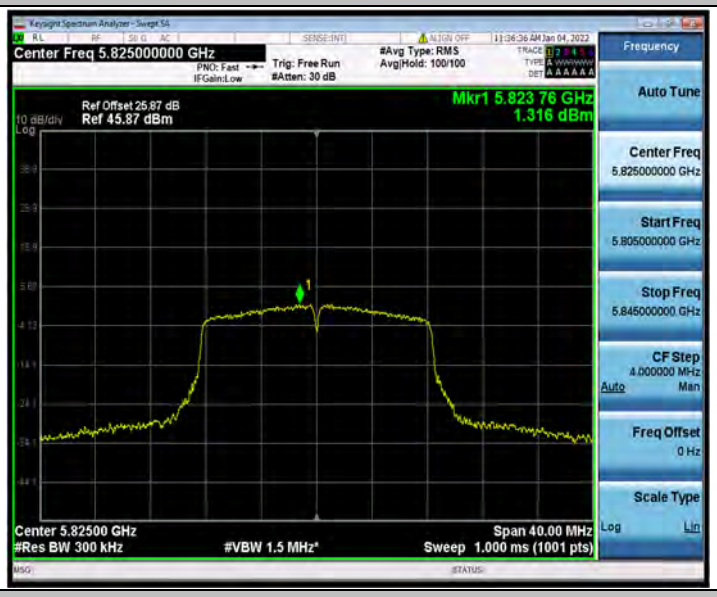

11A_Ant1_5825

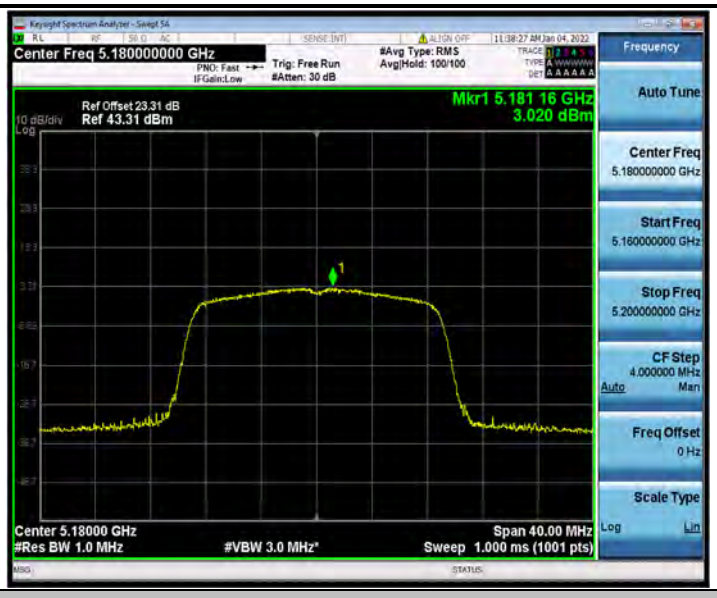

11N20SISO_Ant1_5180

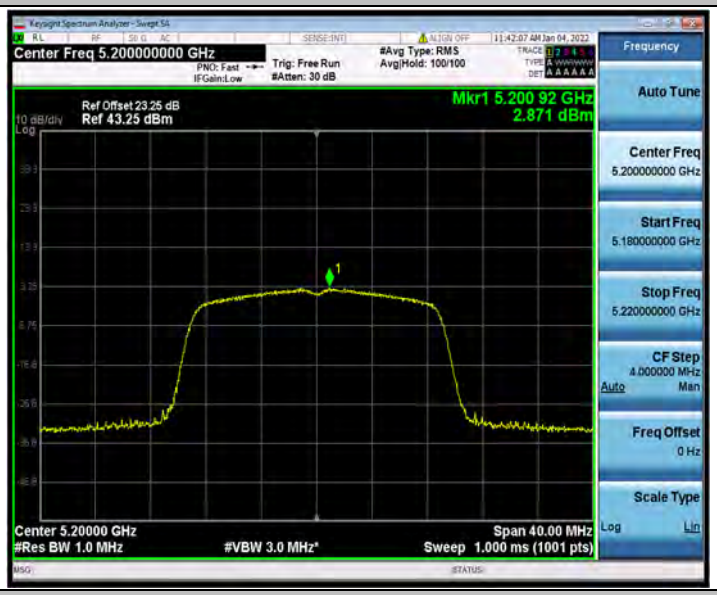

11N20SISO_Ant1_5200

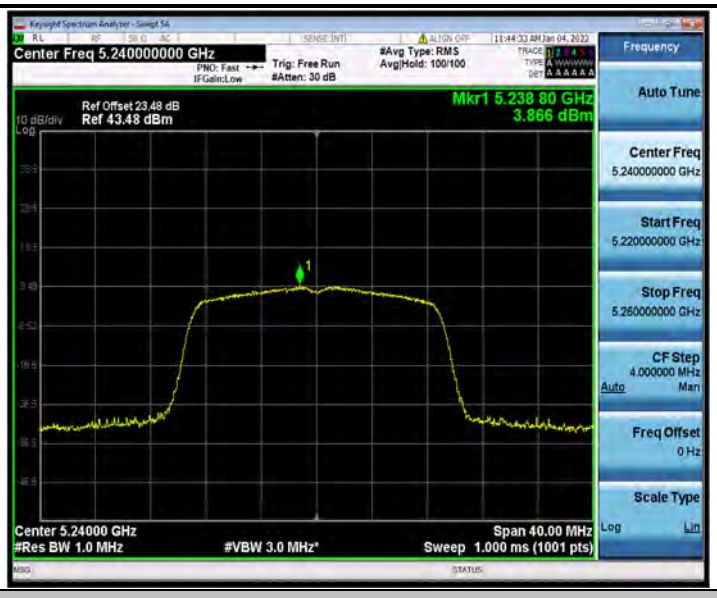

11N20SISO_Ant1_5240

11N20SISO_Ant1_5260

11N20SISO_Ant1_5280

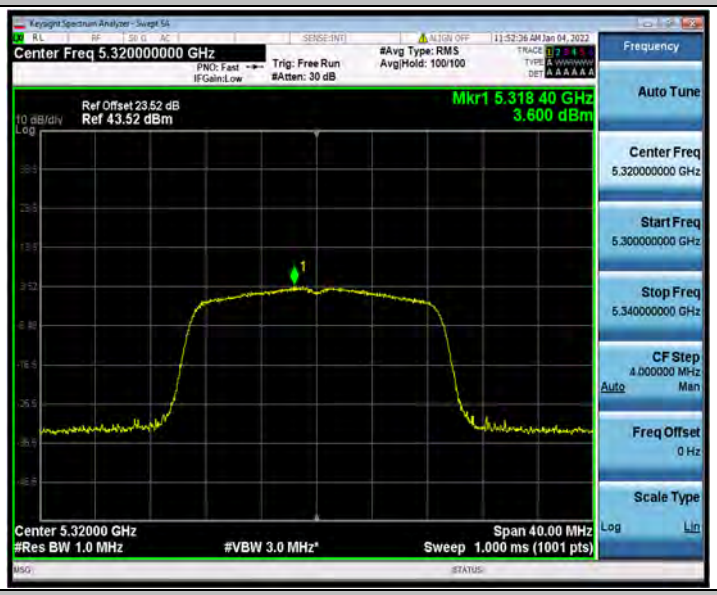

11N20SISO_Ant1_5320

11N20SISO_Ant1_5500

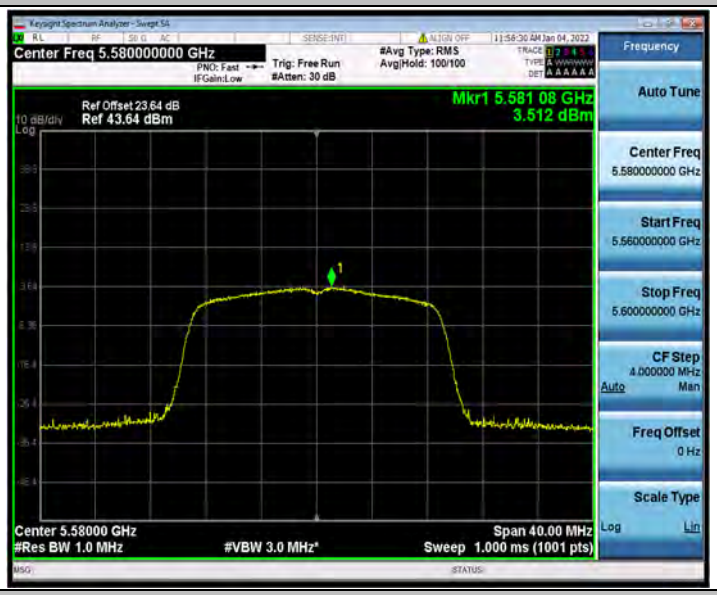

11N20SISO_Ant1_5580

11N20SISO_Ant1_5700

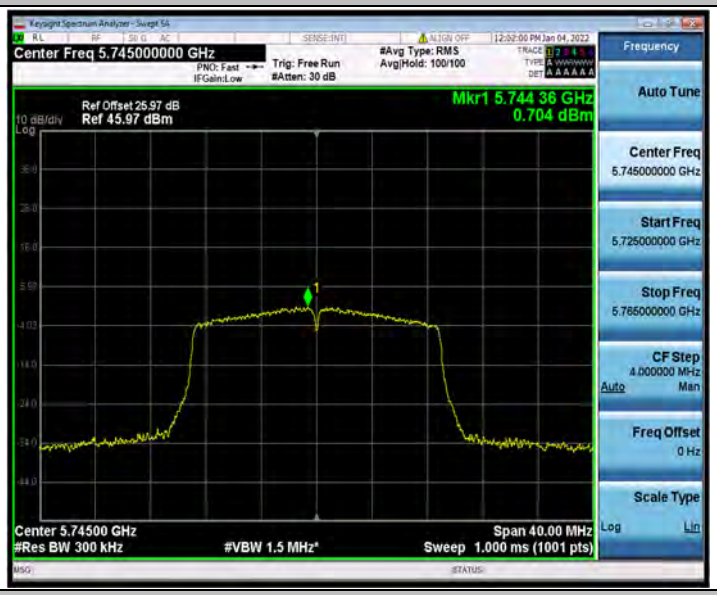

11N20SISO_Ant1_5745

11N20SISO_Ant1_5785

11N20SISO_Ant1_5825

11N40SISO_Ant1_5190

11N40SISO_Ant1_5230

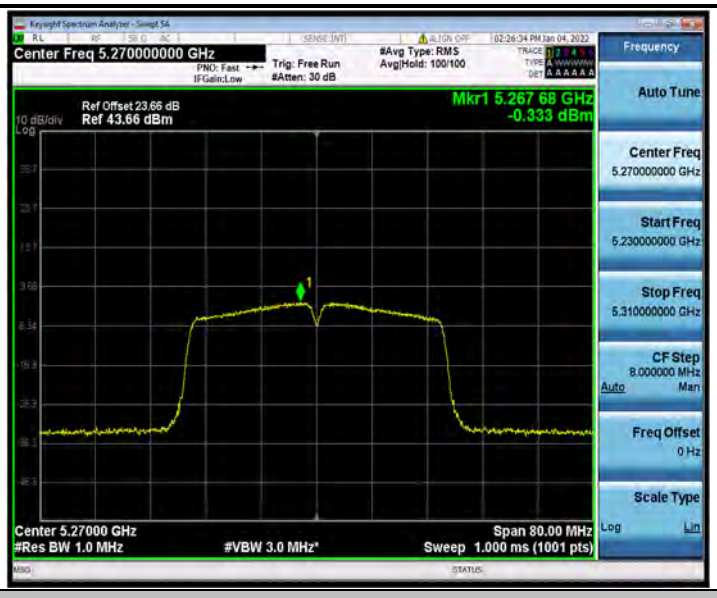

11N40SISO_Ant1_5270

11N40SISO_Ant1_5310

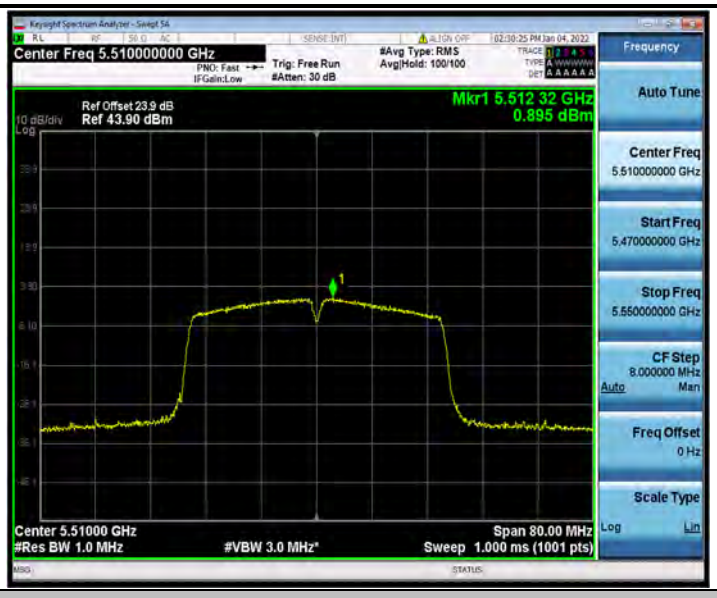

11N40SISO_Ant1_5510

11N40SISO_Ant1_5550

11N40SISO_Ant1_5670

11N40SISO_Ant1_5755

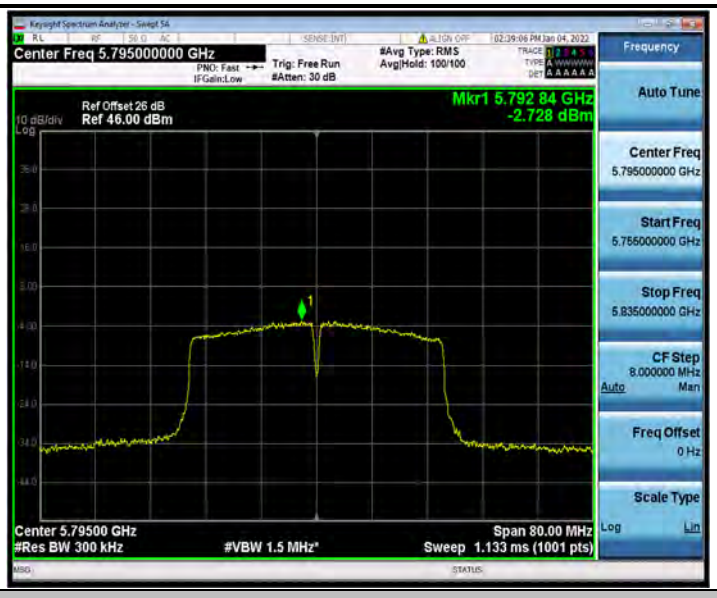

11N40SISO_Ant1_5795

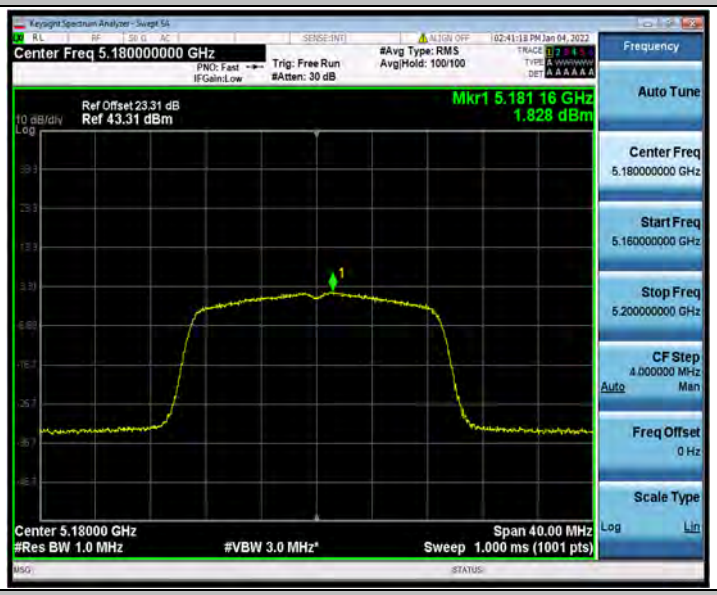

11AC20SISO_Ant1_5180

11AC20SISO_Ant1_5200

11AC20SISO_Ant1_5240

11AC20SISO_Ant1_5260

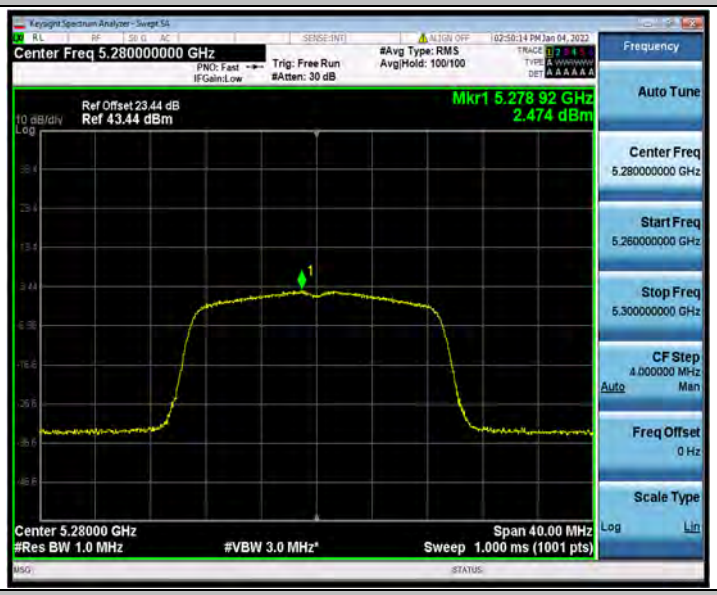

11AC20SISO_Ant1_5280

11AC20SISO_Ant1_5320

11AC20SISO_Ant1_5500

11AC20SISO_Ant1_5580

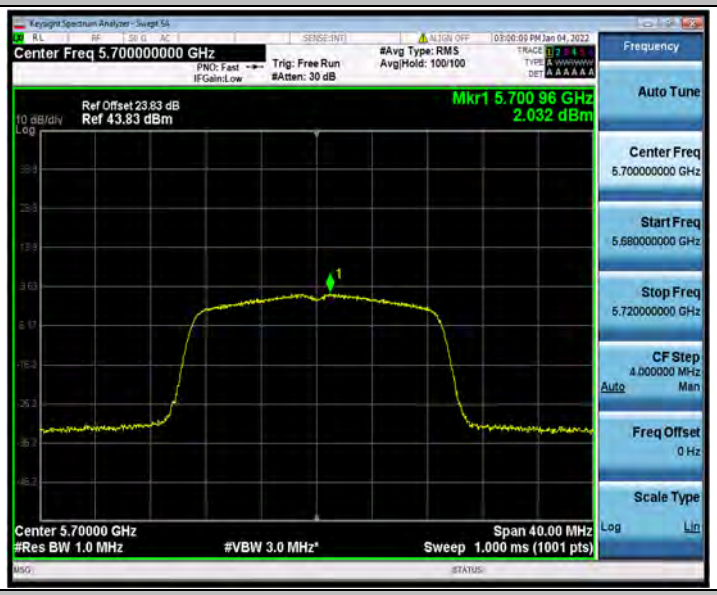

11AC20SISO_Ant1_5700

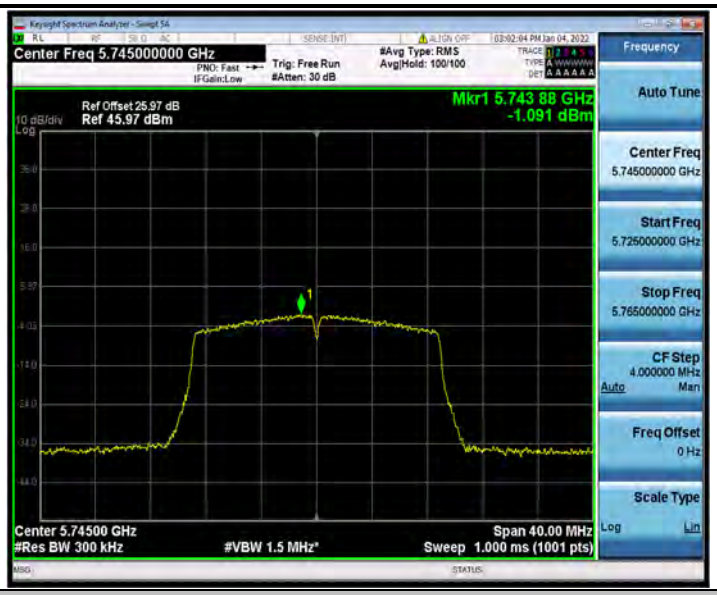

11AC20SISO_Ant1_5745

11AC20SISO_Ant1_5785

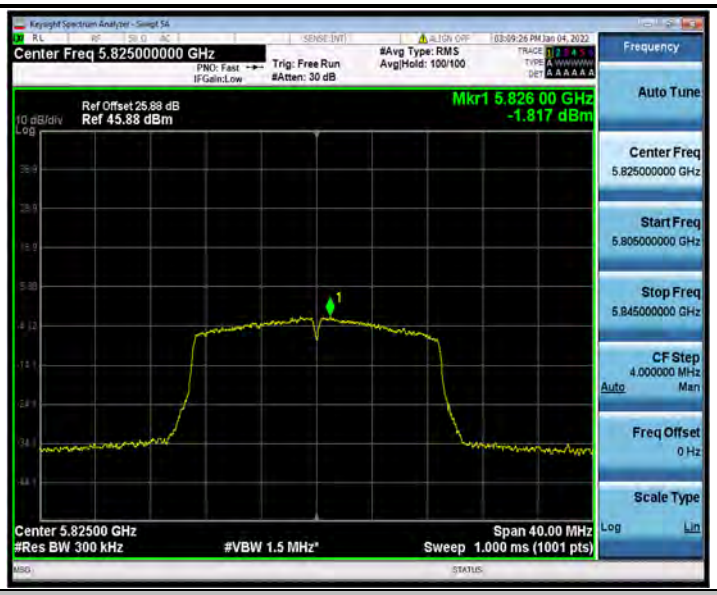

11AC20SISO_Ant1_5825

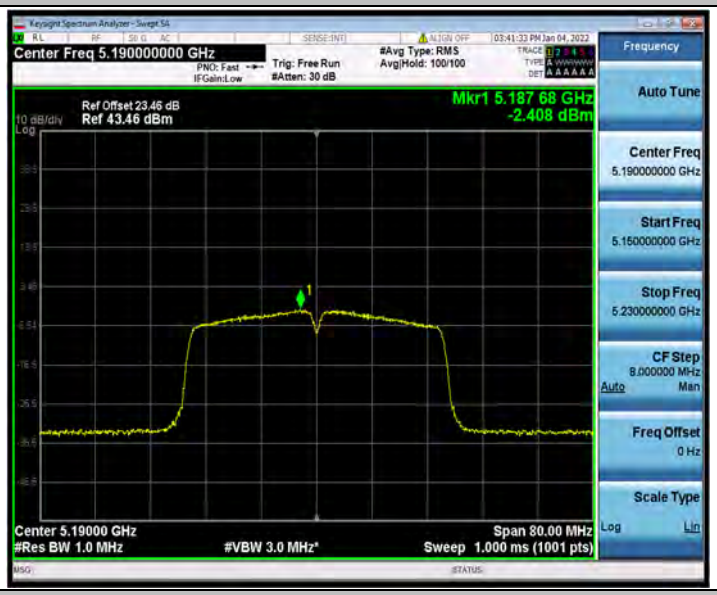

11AC40SISO_Ant1_5190

11AC40SISO_Ant1_5230

11AC40SISO_Ant1_5270

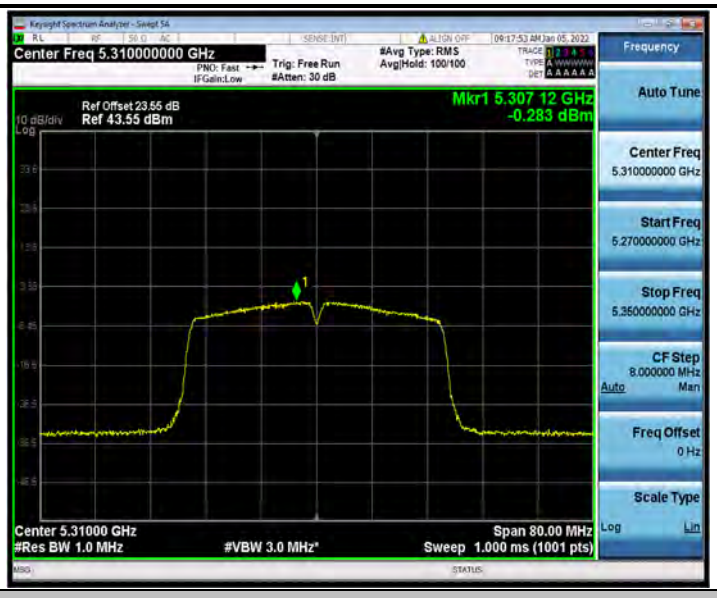

11AC40SISO_Ant1_5310

11AC40SISO_Ant1_5510

11AC40SISO_Ant1_5550

11AC40SISO_Ant1_5670

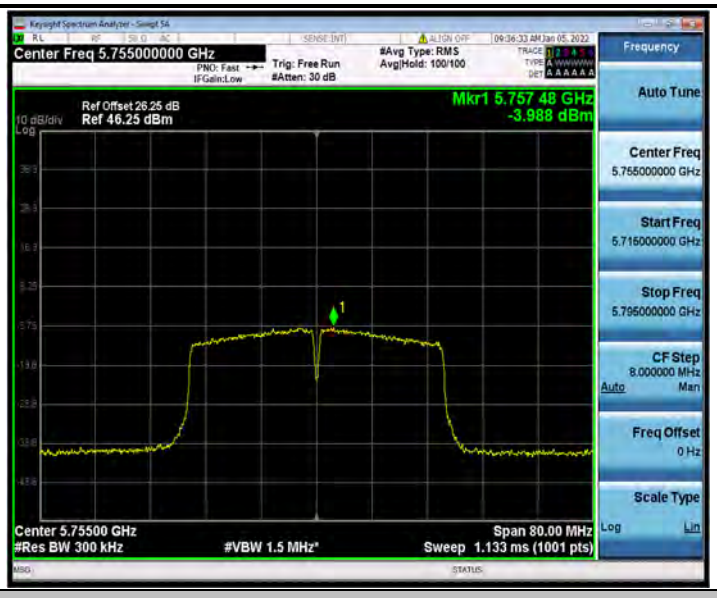

11AC40SISO_Ant1_5755

11AC40SISO_Ant1_5795

11AC80SISO_Ant1_5210

11AC80SISO_Ant1_5290

11AC80SISO_Ant1_5530

11AC80SISO_Ant1_5610

11AC80SISO_Ant1_5775

Band edge measurements

Test Result B1/2/3

TestMode	Antenna	ChName	Channel	Result[dBm]	Limit[dBm]	Verdict
11A	Ant1	Low	5180	-29.79	≤-27	PASS
		High	5320	-32.08	≤-27	PASS
		Low	5500	-32.38	≤-27	PASS
		High	5700	-31.85	≤-27	PASS
11N20SISO	Ant1	Low	5180	-30.24	≤-27	PASS
		High	5320	-31.88	≤-27	PASS
		Low	5500	-32.11	≤-27	PASS
		High	5700	-31.35	≤-27	PASS
11N40SISO	Ant1	Low	5190	-30.77	≤-27	PASS
		High	5310	-32.01	≤-27	PASS
		Low	5510	-31.17	≤-27	PASS
		High	5670	-32.22	≤-27	PASS
11AC20SISO	Ant1	Low	5180	-30.61	≤-27	PASS
		High	5320	-31.83	≤-27	PASS
		Low	5500	-31.79	≤-27	PASS
		High	5700	-31.03	≤-27	PASS
11AC40SISO	Ant1	Low	5190	-30.33	≤-27	PASS
		High	5310	-32.59	≤-27	PASS
		Low	5510	-32.52	≤-27	PASS
		High	5670	-32.01	≤-27	PASS
11AC80SISO	Ant1	Low	5210	-29.38	≤-27	PASS
		High	5290	-32.34	≤-27	PASS
		Low	5530	-32.55	≤-27	PASS
		High	5610	-30.95	≤-27	PASS

Test Result B4

TestMode	Antenna	ChName	Channel	FreqRange [MHz]	Result [dBm]	Limit [dBm]	Verdict
11A	Ant1	Low	5745	5650~5700	-32.22	≤-7.72	PASS
				5700~5720	-31.67	≤14.02	PASS
				5720~5725	-29.74	≤26.83	PASS
				5760~5650	-32.23	≤-27	PASS
		High	5825	5850~5855	-30.35	≤19.49	PASS
				5855~5875	-31.92	≤13.42	PASS
				5875~5925	-32.44	≤-1.08	PASS

				5925~5935	-31.73	≤-27	PASS
11N20SISO	Ant1	Low	5745	5650~5700	-31.77	≤-20.40	PASS
				5700~5720	-31.42	≤15.40	PASS
				5720~5725	-30.17	≤24.21	PASS
				5760~5650	-32.45	≤-27	PASS
		High	5825	5850~5855	-32.62	≤20.72	PASS
				5855~5875	-32.21	≤12.56	PASS
				5875~5925	-31.64	≤-21.06	PASS
				5925~5935	-32.33	≤-27	PASS
11N40SISO	Ant1	Low	5755	5650~5700	-31.98	≤7.26	PASS
				5700~5720	-30.32	≤15.05	PASS
				5720~5725	-26.39	≤25.89	PASS
				5780~5650	-30.96	≤-27	PASS
		High	5795	5850~5855	-32.62	≤24.69	PASS
				5855~5875	-31.64	≤13.00	PASS
				5875~5925	-31.66	≤-15.44	PASS
				5925~5935	-32.47	≤-27	PASS
11AC20SISO	Ant1	Low	5745	5650~5700	-32.53	≤-12.57	PASS
				5700~5720	-31.59	≤14.76	PASS
				5720~5725	-32.69	≤18.70	PASS
				5760~5650	-33.03	≤-27	PASS
		High	5825	5850~5855	-32.84	≤21.33	PASS
				5855~5875	-31.87	≤15.31	PASS
				5875~5925	-32.09	≤-25.46	PASS
				5925~5935	-31.82	≤-27	PASS
11AC40SISO	Ant1	Low	5755	5650~5700	-31.2	≤-25.31	PASS
				5700~5720	-31.46	≤14.03	PASS
				5720~5725	-30.76	≤24.36	PASS
				5780~5650	-32.3	≤-27	PASS
		High	5795	5850~5855	-33.26	≤19.42	PASS
				5855~5875	-32.44	≤11.43	PASS
				5875~5925	-32.21	≤2.50	PASS
				5925~5935	-32.31	≤-27	PASS
11AC80SISO	Ant1	Low	5775	5650~5700	-32.03	≤-3.06	PASS
				5700~5720	-31.09	≤12.87	PASS
				5720~5725	-31.88	≤25.54	PASS
				5800~5650	-33.16	≤-27	PASS
		High	5775	5850~5855	-32.65	≤21.28	PASS
				5855~5875	-31.3	≤11.37	PASS
				5875~5925	-32.16	≤-22.30	PASS
				5925~5935	-32.42	≤-27	PASS

Test Graphs B1/2/3

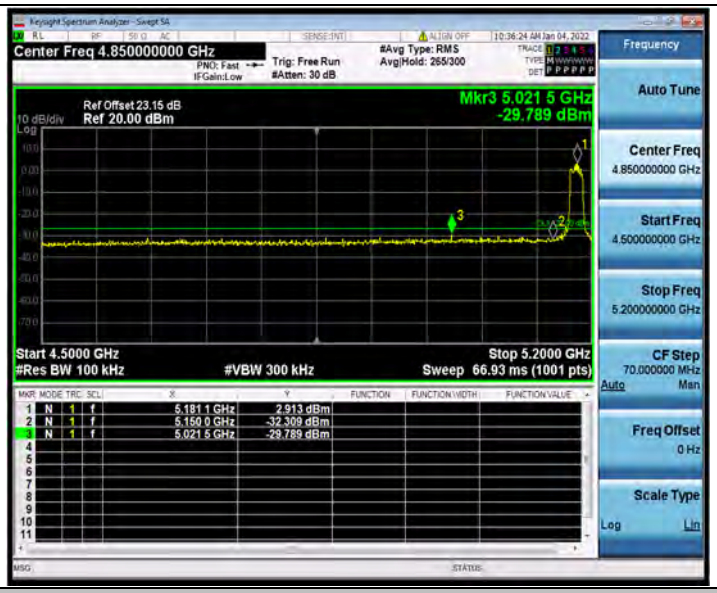

11A_Ant1_Low_5180

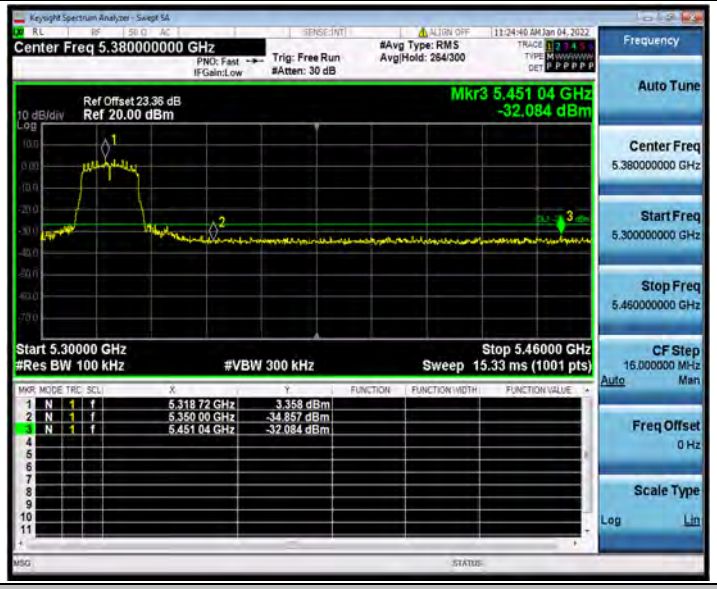

11A_Ant1_High_5320

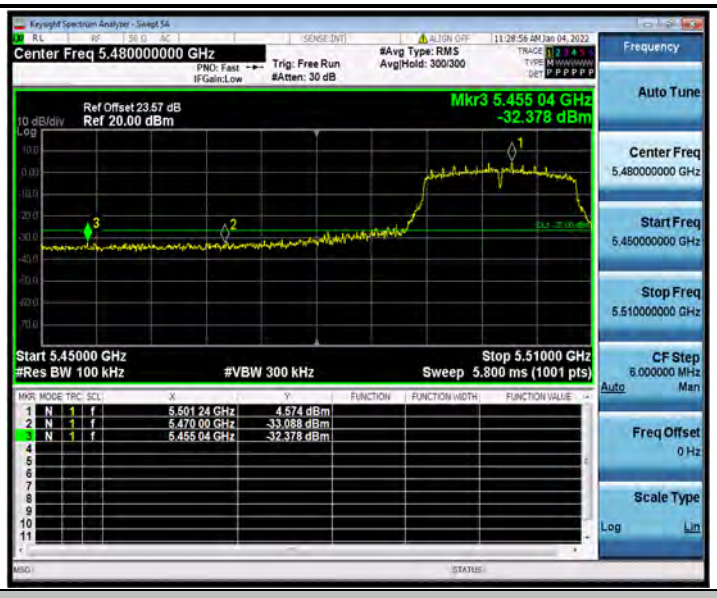

11A_Ant1_Low_5500

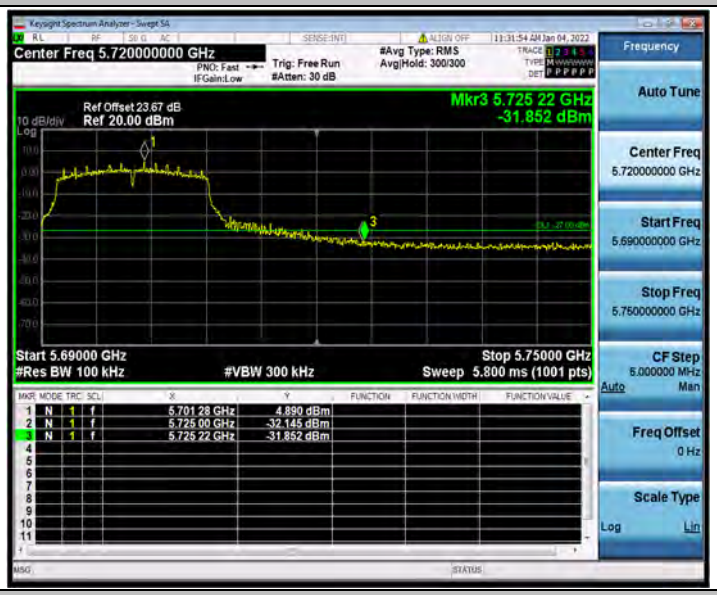

11A_Ant1_High_5700

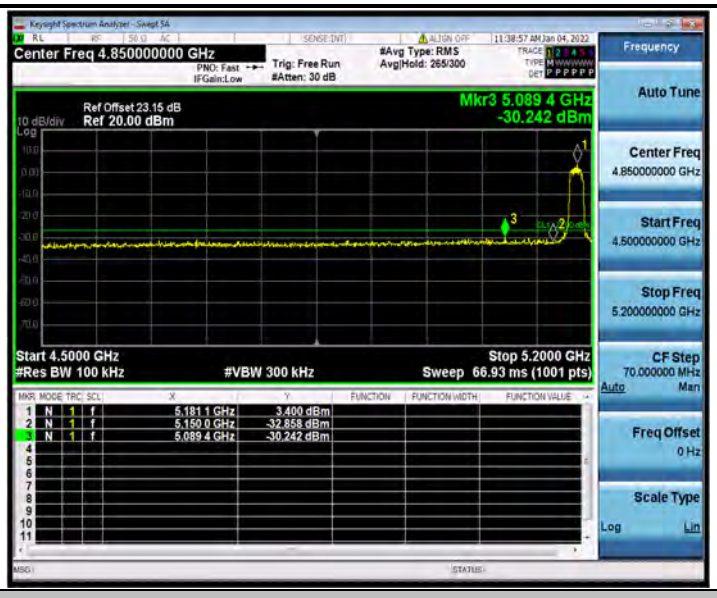

11N20SISO_Ant1_Low_5180

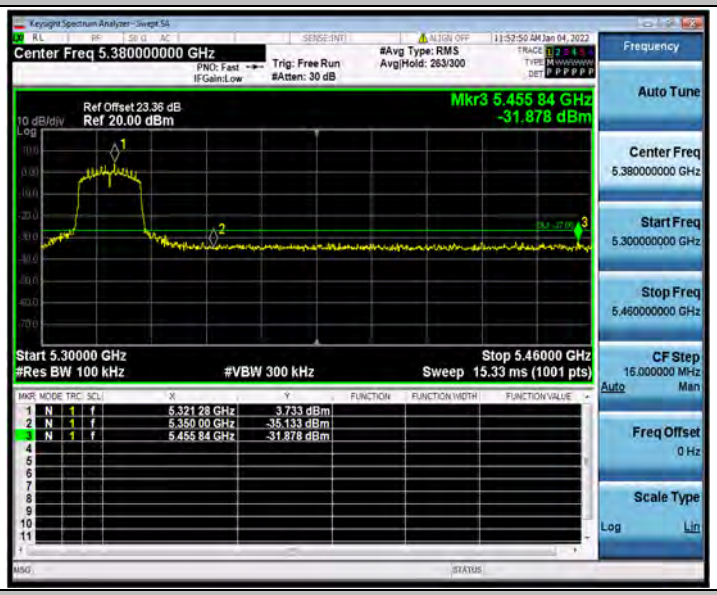

11N20SISO_Ant1_High_5320

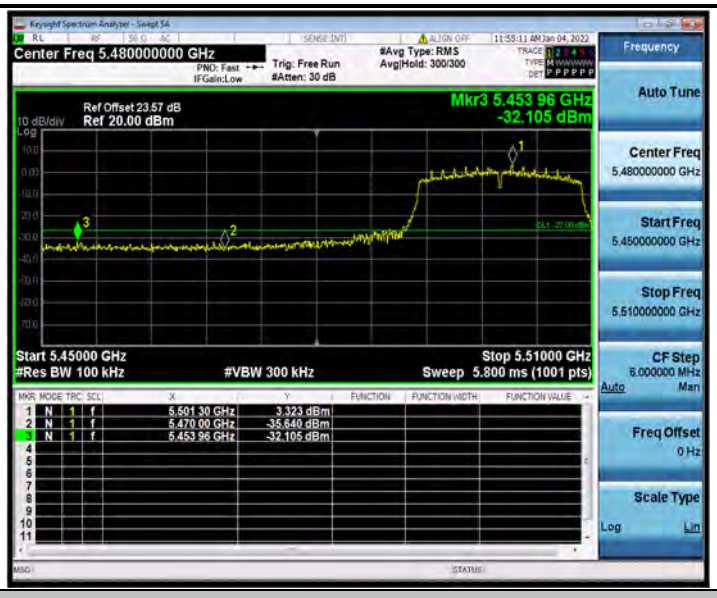

11N20SISO_Ant1_Low_5500

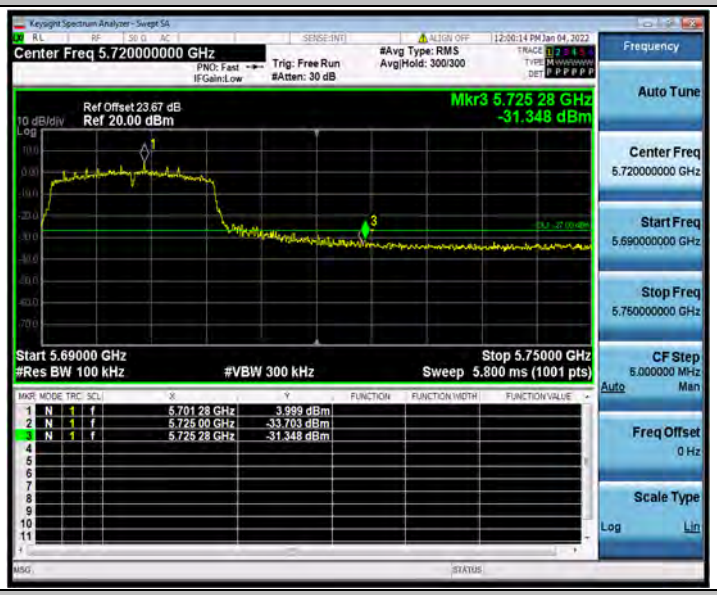

11N20SISO_Ant1_High_5700

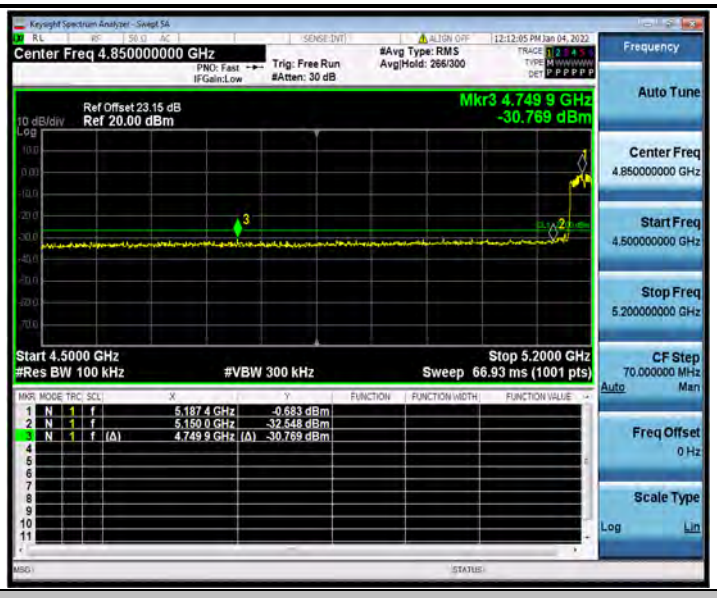

11N40SISO_Ant1_Low_5190

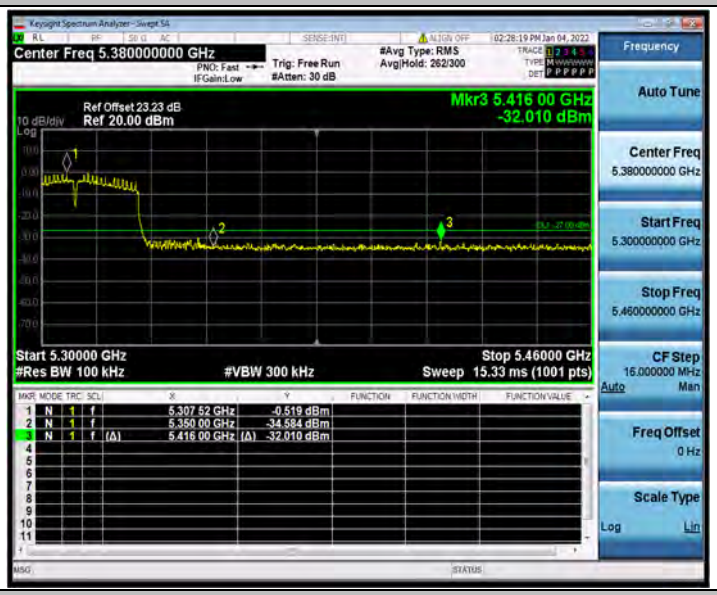

11N40SISO_Ant1_High_5310

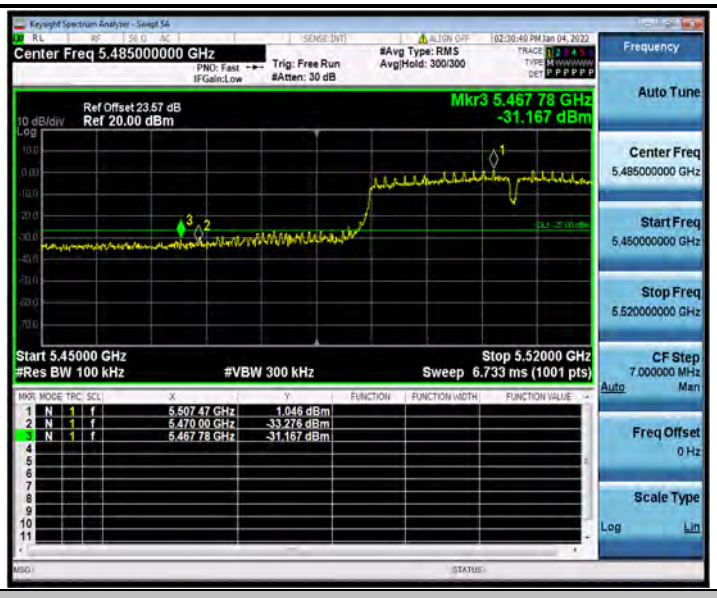

11N40SISO_Ant1_Low_5510

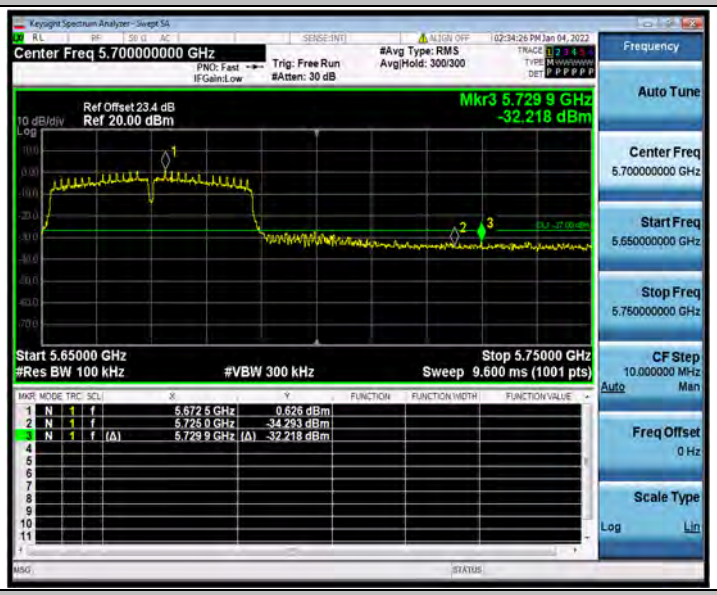

11N40SISO_Ant1_High_5670

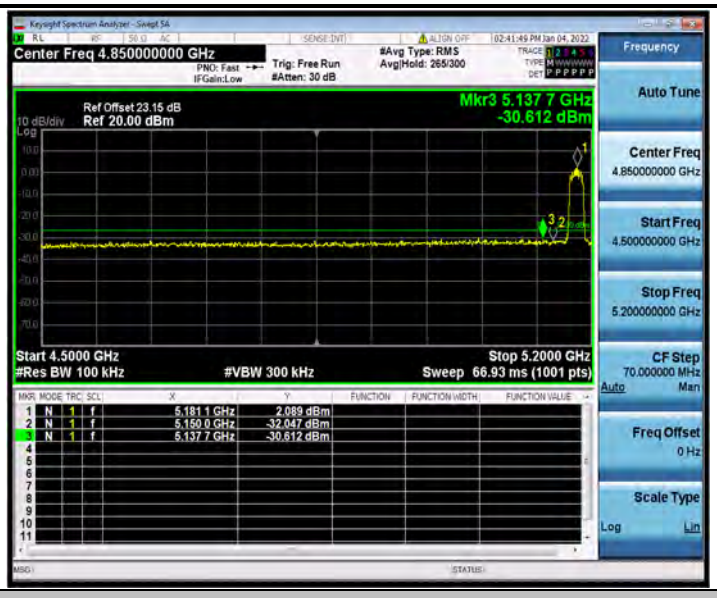

11AC20SISO_Ant1_Low_5180

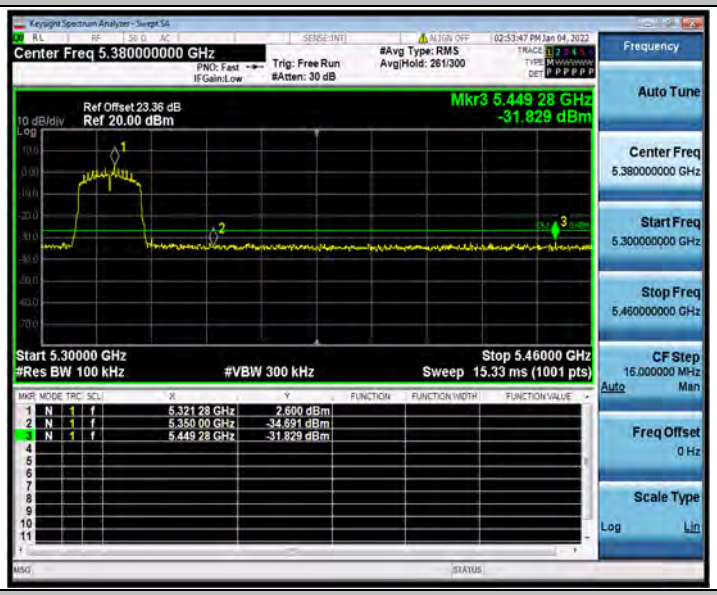

11AC20SISO_Ant1_High_5320

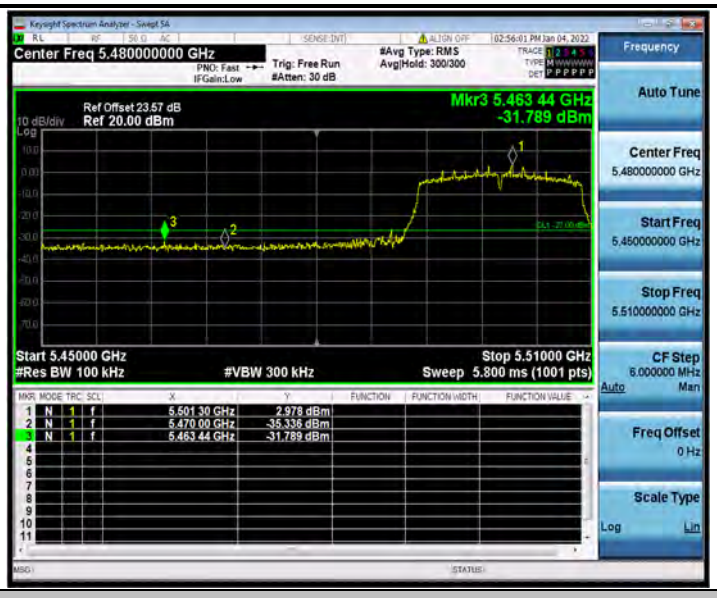

11AC20SISO_Ant1_Low_5500

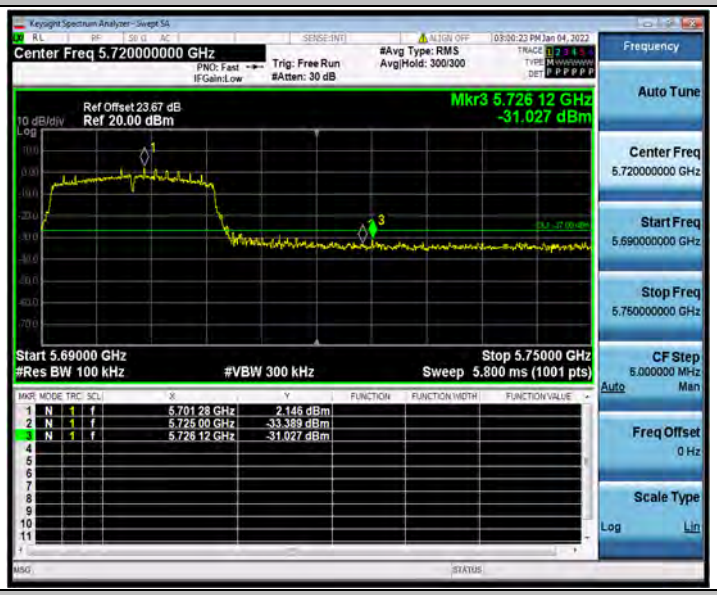

11AC20SISO_Ant1_High_5700

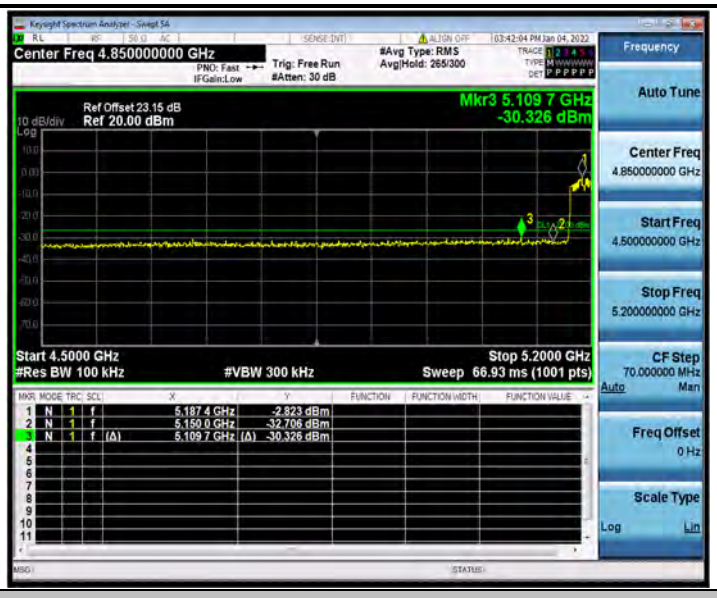

11AC40SISO_Ant1_Low_5190

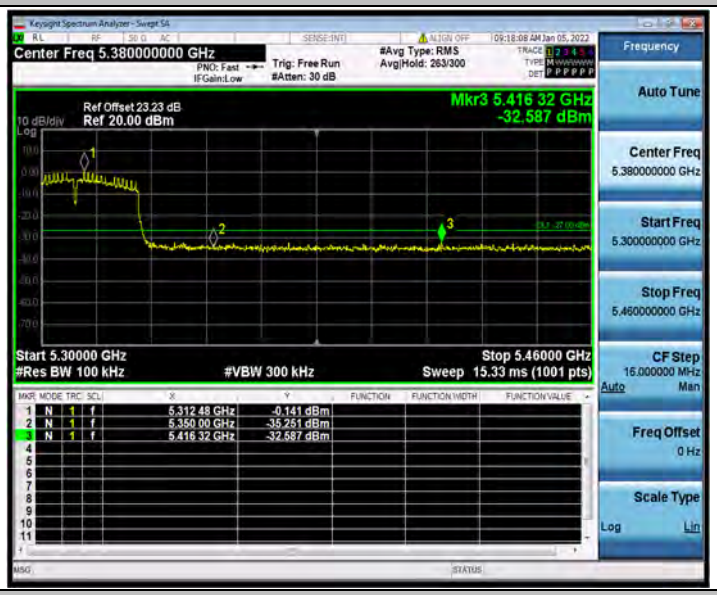

11AC40SISO_Ant1_High_5310

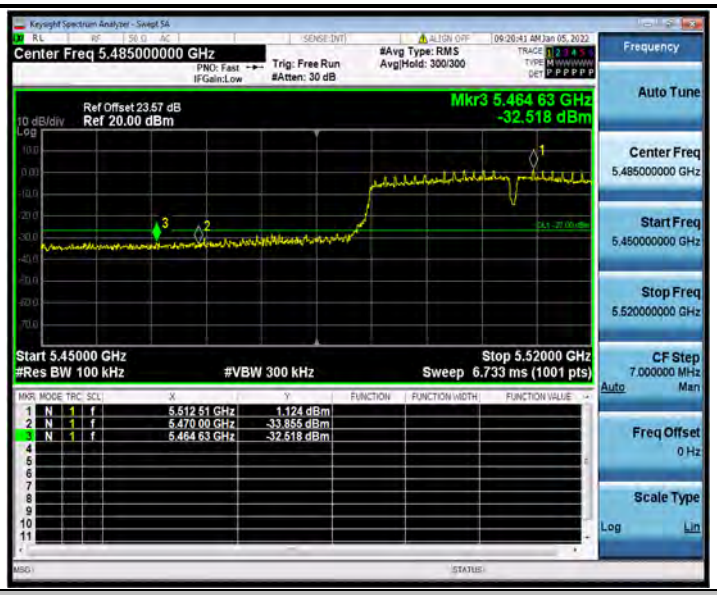

11AC40SISO_Ant1_Low_5510

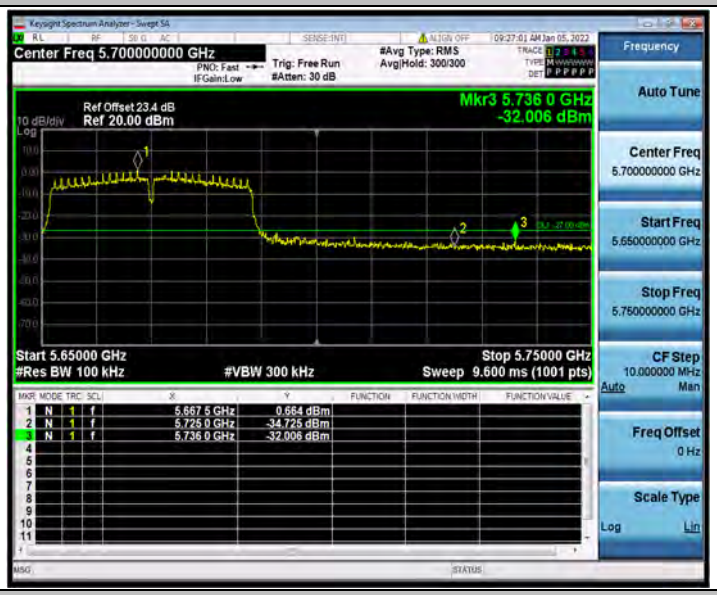

11AC40SISO_Ant1_High_5670

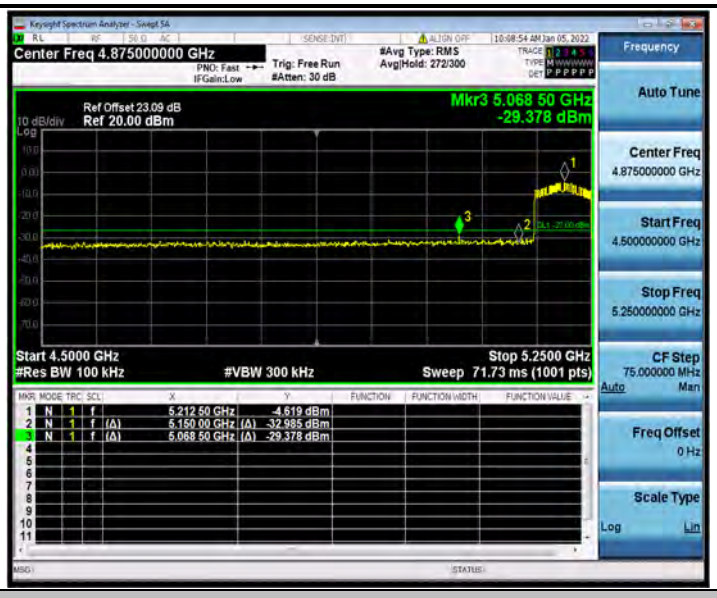

11AC80SISO_Ant1_Low_5210

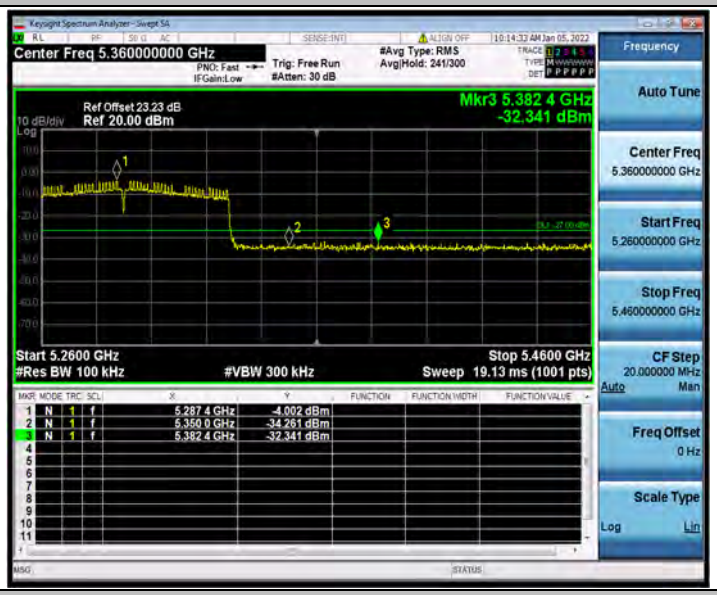

11AC80SISO_Ant1_High_5290

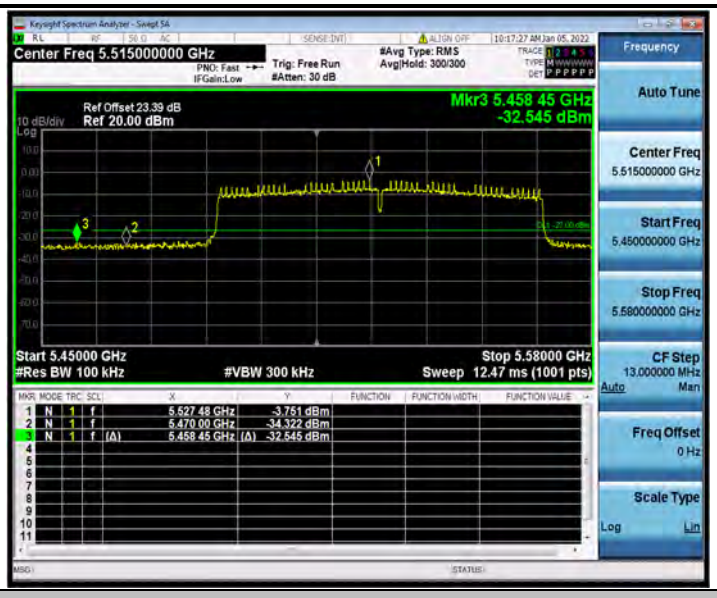

11AC80SISO_Ant1_Low_5530

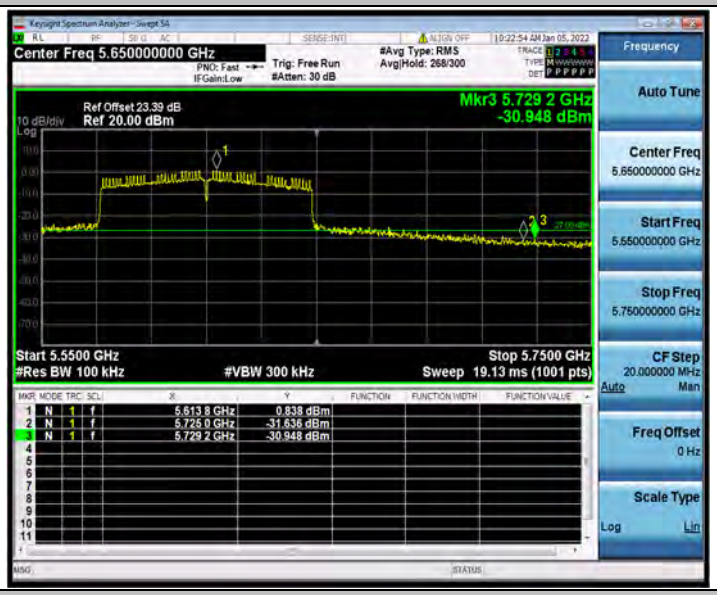

11AC80SISO_Ant1_High_5610

Test Graphs B4

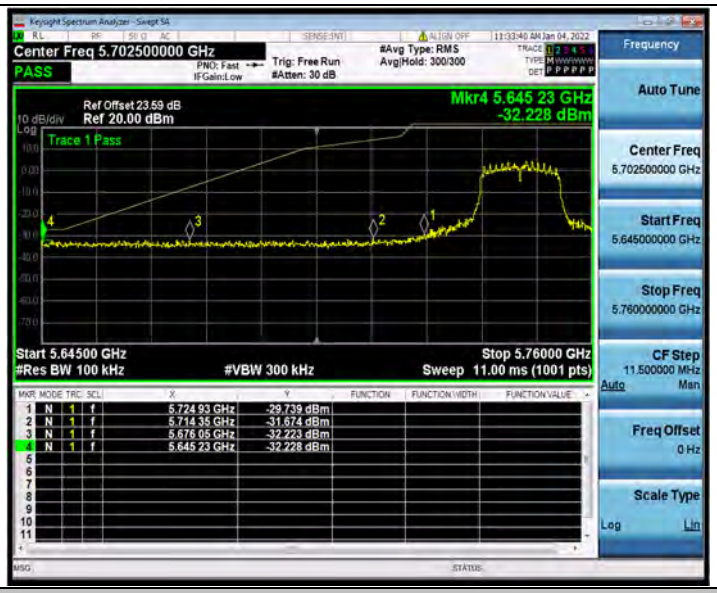

11A_Ant1_Low_5745

11A_Ant1_High_5825

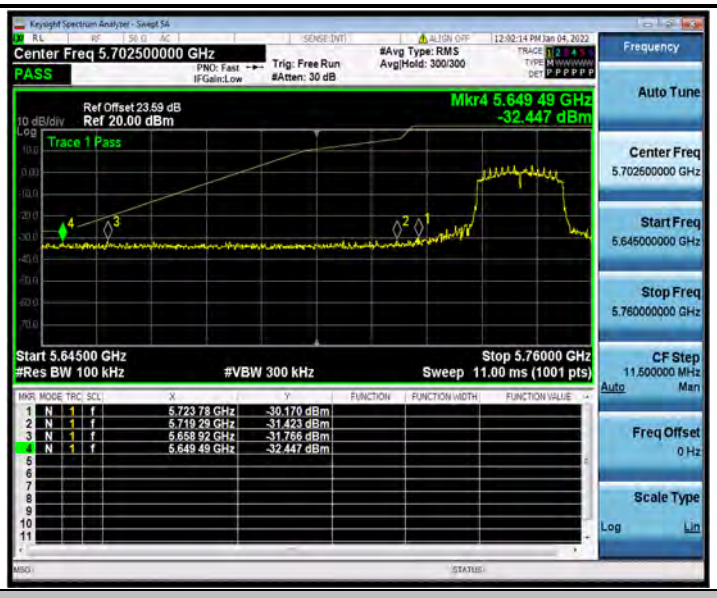

11N20SISO_Ant1_Low_5745

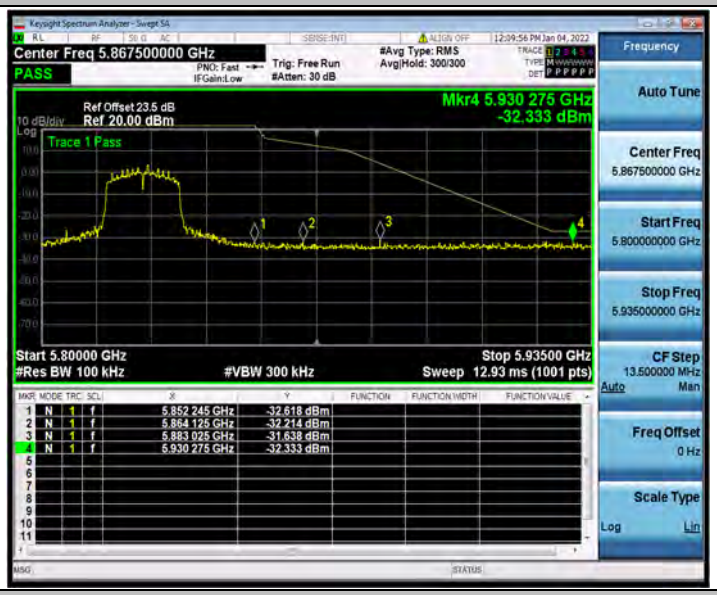

11N20SISO_Ant1_High_5825

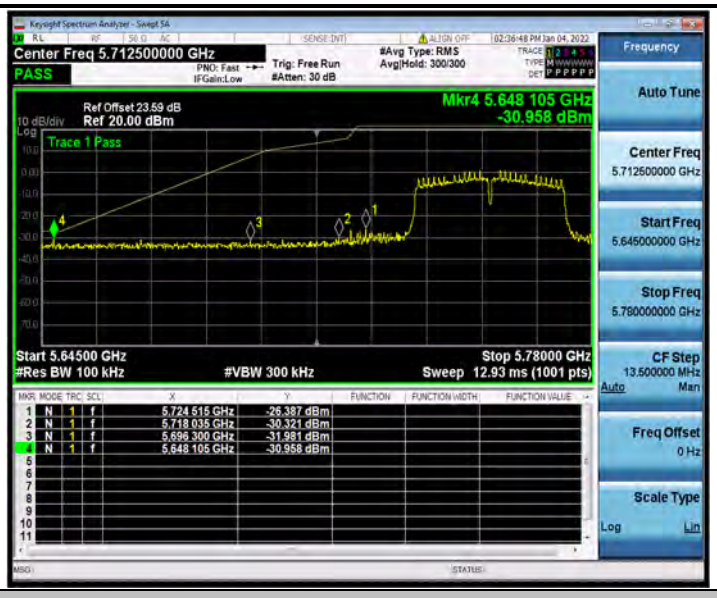

11N40SISO_Ant1_Low_5755

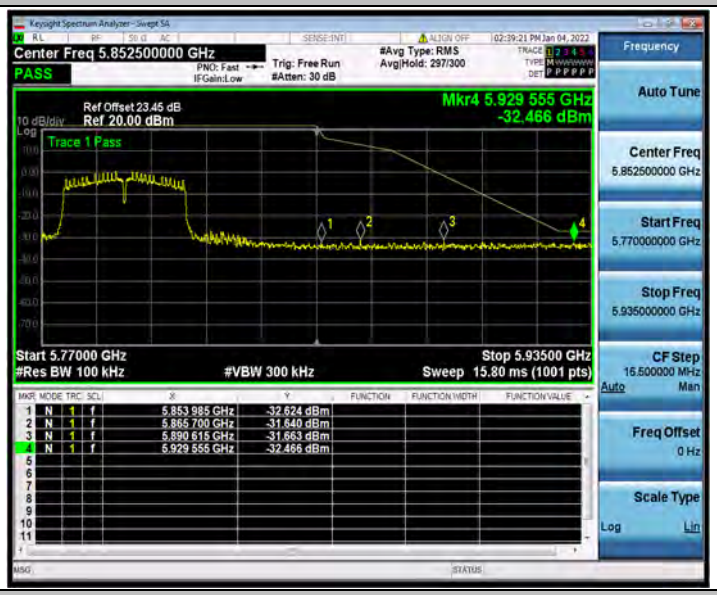

11N40SISO_Ant1_High_5795

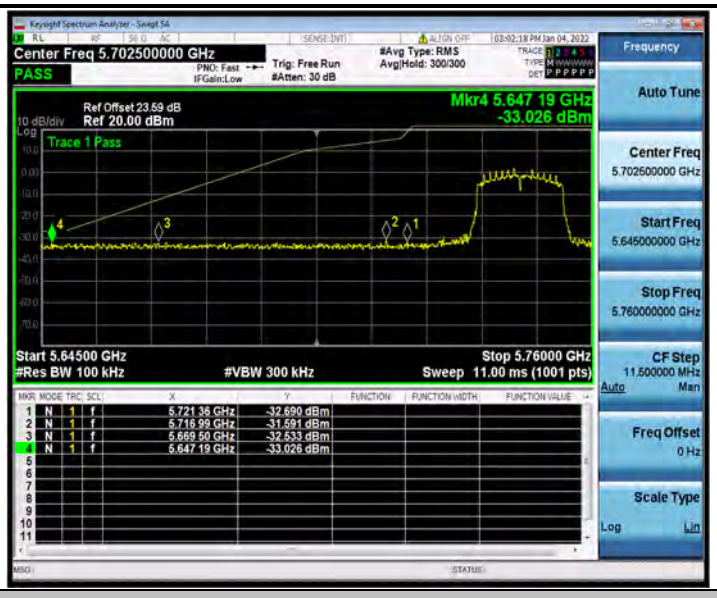

11AC20SISO_Ant1_Low_5745

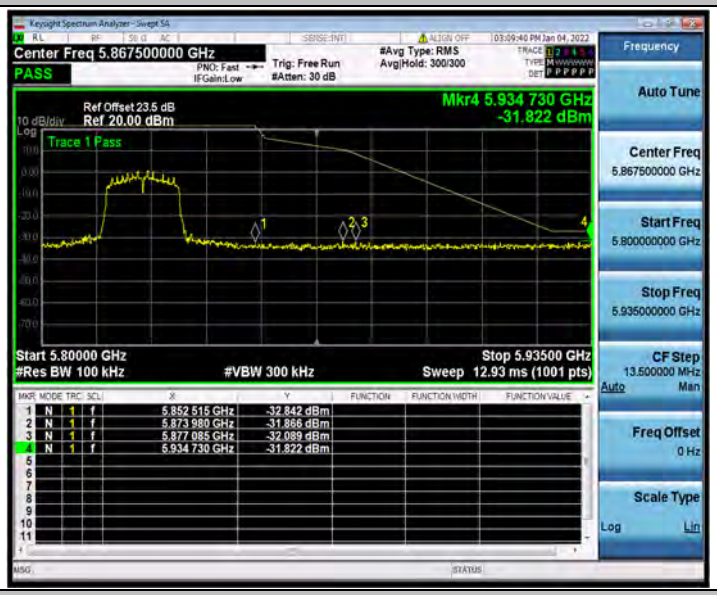

11AC20SISO_Ant1_High_5825

11AC40SISO_Ant1_Low_5755

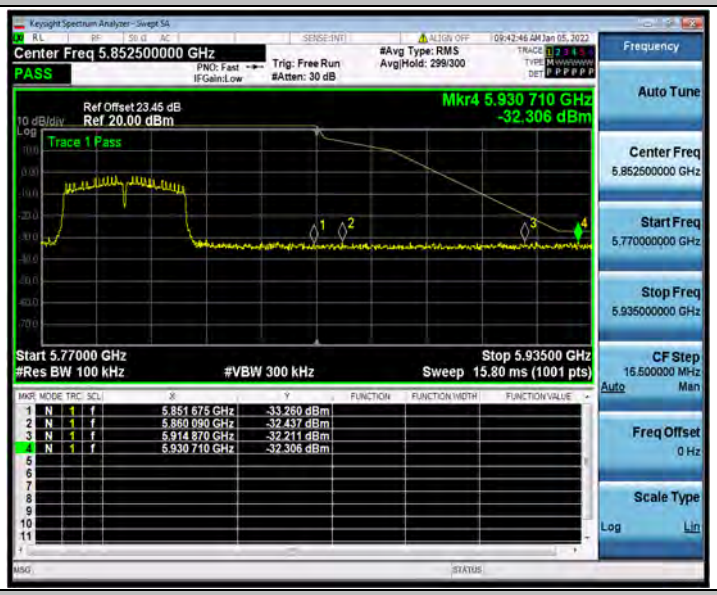

11AC40SISO_Ant1_High_5795

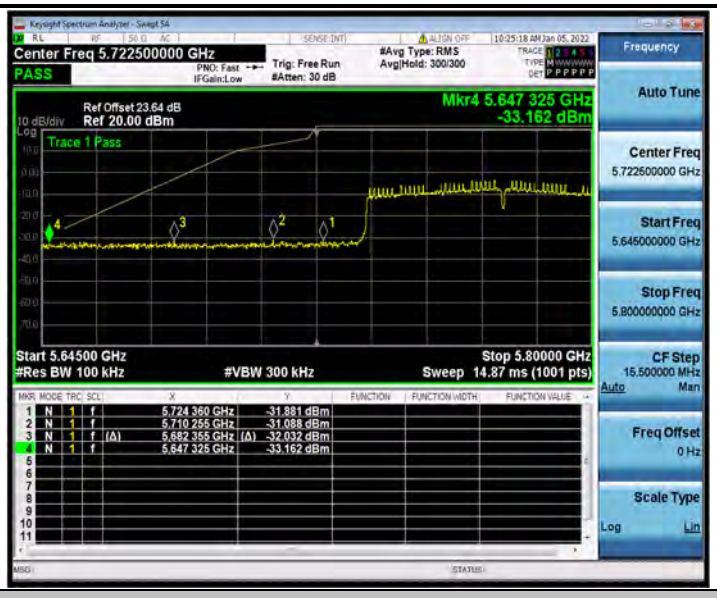

11AC80SISO_Ant1_Low_5775

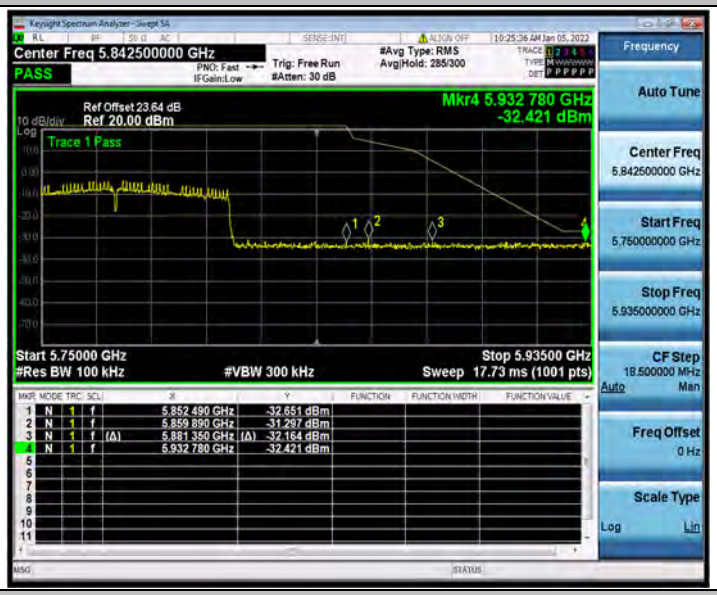

11AC80SISO_Ant1_High_5775