Appendix A

Detailed Test Results

1. GSM
GSM850 for T-coil
GSM1900 for T-coil
2. WCDMA
WCDMA Band II
WCDMA Band IV
WCDMA Band V
3. LTE
LTE Band 2
LTE Band 4
LTE Band 5
LTE Band 12
LTE Band 14
LTE band 25
LTE Band 26
LTE Band 29
LTE Band 30
LTE Band 66
LTE Band 71
4. WLAN
WLAN 2.4GHz
5. OTT
LTE Band26
WLAN 2.4GHz

Date: 2022-06-24

Test Laboratory: SGS-SAR Lab

SL104D HAC-T-Coil-GSM850 GSM Voice 190CH

DUT: SL104D; Type: Smart Phone; Serial:354222520003155

Communication System: UID 0, GSM Only Communication System (0); Frequency: 836.6 MHz;Duty Cycle: 1:8.30042

Medium: Air;Medium parameters used: $\sigma = 0$ S/m, $\varepsilon_r = 1$; $\rho = 0$ kg/m^3
Phantom section: TCoil Section

DASY 5 Configuration:

- Probe: AM1DV3 - 3128; ; Calibrated: 2021-07-26
- Sensor-Surface: 0mm (Fix Surface)
- Electronics: DAE4 Sn1327; Calibrated: 2021-11-05
- Phantom: HAC Test Arch with AMCC; Type: SD HAC P01 BA;
- DASY52 52.10.4(1527); SEMCAD X 14.6.14(7483)

T-Coil scan/General Scans/z (axial) 4.2mm 50 x 50/ABM SNR(x,y,z) (13x13x1): Measurement grid: dx=10mm, dy=10mm
ABM1/ABM2 = 37.17 dB
ABM1 comp = 14.99 dBA/m
BWC Factor = 0.16 dB
Location: 8.3, 0, 3.7 mm



0 dB = 72.22 = 37.17 dB

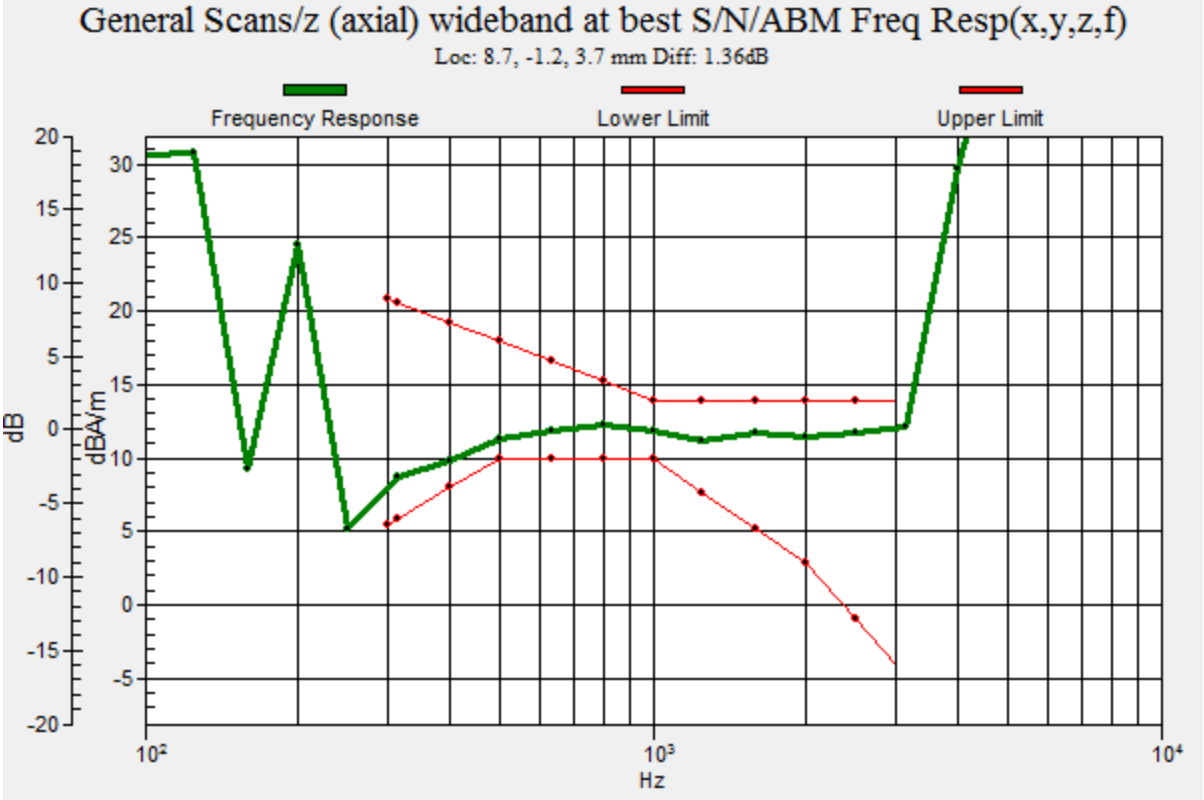
General Scans/z (axial) wideband at best S/N/ABM Freq Resp(x,y,z,f)
Loc: 8.7, -1.2, 3.7 mm Diff: 1.36dB
Frequency Response
Lower Limit
Upper Limit
dB
dBA/m
Hz

Date: 2022-06-24

Test Laboratory: SGS-SAR Lab

SL104D HAC-T-Coil-GSM850 GSM Voice 190CH

DUT: SL104D; Type: Smart Phone; Serial:354222520003155

Communication System: UID 0, GSM Only Communication System (0); Frequency: 836.6 MHz;Duty Cycle: 1:8.30042

Medium: Air;Medium parameters used: $\sigma = 0$ S/m, $\varepsilon_r = 1$; $\rho = 0$ kg/m^3
Phantom section: TCoil Section

DASY 5 Configuration:

- Probe: AM1DV3 - 3128; ; Calibrated: 2021-07-26
- Sensor-Surface: 0mm (Fix Surface)
- Electronics: DAE4 Sn1327; Calibrated: 2021-11-05
- Phantom: HAC Test Arch with AMCC; Type: SD HAC P01 BA;
- DASY52 52.10.4(1527); SEMCAD X 14.6.14(7483)

T-Coil scan/General Scans/y (transversal) 4.2mm 50 x 50/ABM SNR(x,y,z) (13x13x1): Measurement grid: dx=10mm, dy=10mm
ABM1/ABM2 = 23.60 dB
ABM1 comp = -11.49 dBA/m
BWC Factor = 0.16 dB
Location: -8.3, -20.8, 3.7 mm

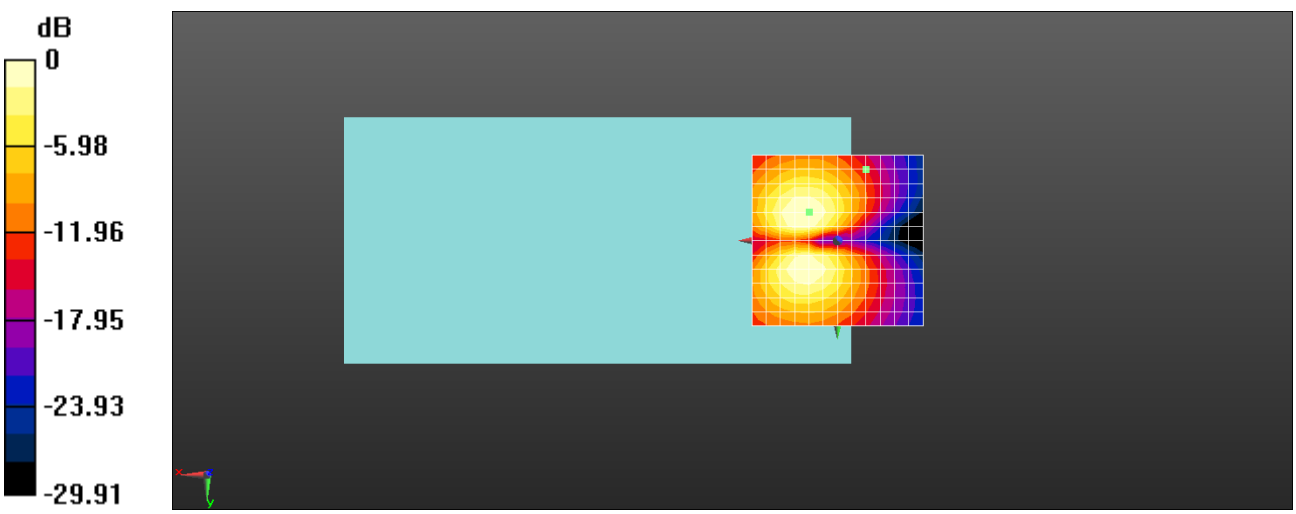

0 dB = 15.14 = 23.60 dB

Date: 2022-06-24

Test Laboratory: SGS-SAR Lab

SL104D HAC-T-Coil-GSM850 GSM Voice 190CH-FR V1

DUT: SL104D; Type: Smart Phone; Serial:354222520003155

Communication System: UID 0, GSM Only Communication System (0); Frequency: 836.6 MHz;Duty Cycle: 1:8.30042

Medium: Air;Medium parameters used: $\sigma = 0$ S/m, $\varepsilon_r = 1$; $\rho = 0$ kg/m^3
Phantom section: TCoil Section

DASY 5 Configuration:

- Probe: AM1DV3 - 3128; ; Calibrated: 2021-07-26
- Sensor-Surface: 0mm (Fix Surface)
- Electronics: DAE4 Sn1327; Calibrated: 2021-11-05
- Phantom: HAC Test Arch with AMCC; Type: SD HAC P01 BA; Serial:
- DASY52 52.10.4(1527); SEMCAD X 14.6.14(7483)

T-Coil scan/General Scans/z (axial) 4.2mm 50 x 50/ABM Interpolated SNR(x,y,z) (121x121x1):

Interpolated grid: dx=1.000 mm, dy=1.000 mm
ABM1/ABM2 = 37.43 dB
ABM1 comp = 14.85 dBA/m
BWC Factor = 0.16 dB
Location: 8.8, -1.3, 3.7 mm



0 dB = 74.43 = 37.43 dB

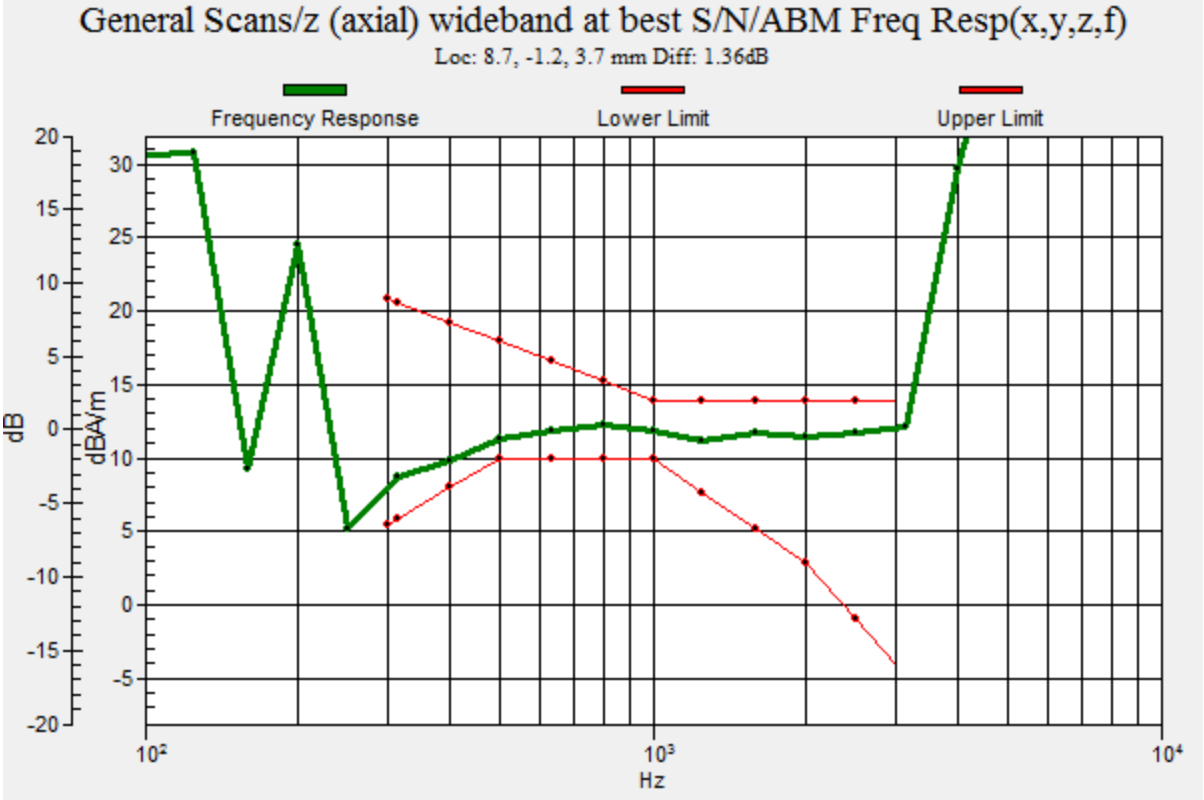
General Scans/z (axial) wideband at best S/N/ABM Freq Resp(x,y,z,f)
Loc: 8.7, -1.2, 3.7 mm Diff: 1.36dB
Frequency Response
Lower Limit
Upper Limit
dB
dBA/m
Hz

Date: 2022-06-24

Test Laboratory: SGS-SAR Lab

SL104D HAC-T-Coil-GSM1900 GSM Voice 661CFH

DUT: SL104D; Type: Smart Phone; Serial:354222520003155

Communication System: UID 0, GSM Only Communication System (0); Frequency: 836.6 MHz;Duty Cycle: 1:8.30042

Medium: Air;Medium parameters used: $\sigma = 0$ S/m, $\varepsilon_r = 1$; $\rho = 0$ kg/m^3
Phantom section: TCoil Section

DASY 5 Configuration:

- Probe: AM1DV3 - 3128; ; Calibrated: 2021-07-26
- Sensor-Surface: 0mm (Fix Surface)
- Electronics: DAE4 Sn1327; Calibrated: 2021-11-05
- Phantom: HAC Test Arch with AMCC; Type: SD HAC P01 BA;
- DASY52 52.10.4(1527); SEMCAD X 14.6.14(7483)

T-Coil scan/General Scans/z (axial) 4.2mm 50 x 50/ABM SNR(x,y,z) (13x13x1): Measurement grid: dx=10mm, dy=10mm
ABM1/ABM2 = 44.56 dB
ABM1 comp = 14.71 dBA/m
BWC Factor = 0.16 dB
Location: 8.3, 0, 3.7 mm

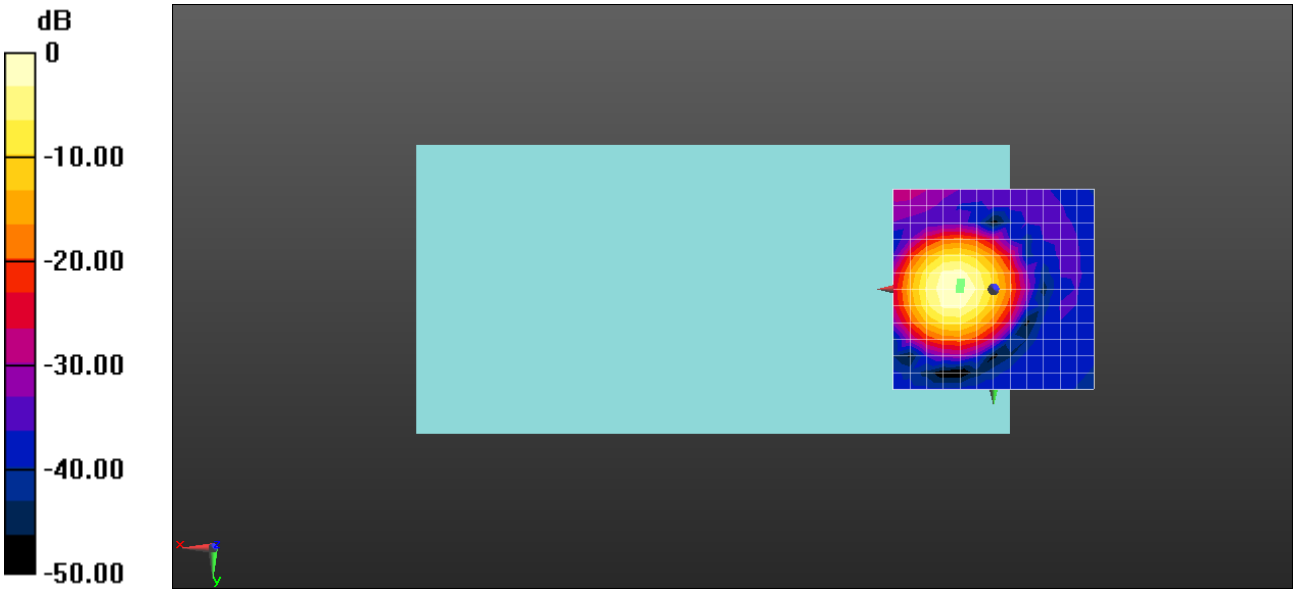

0 dB = 169.0 = 44.56 dB

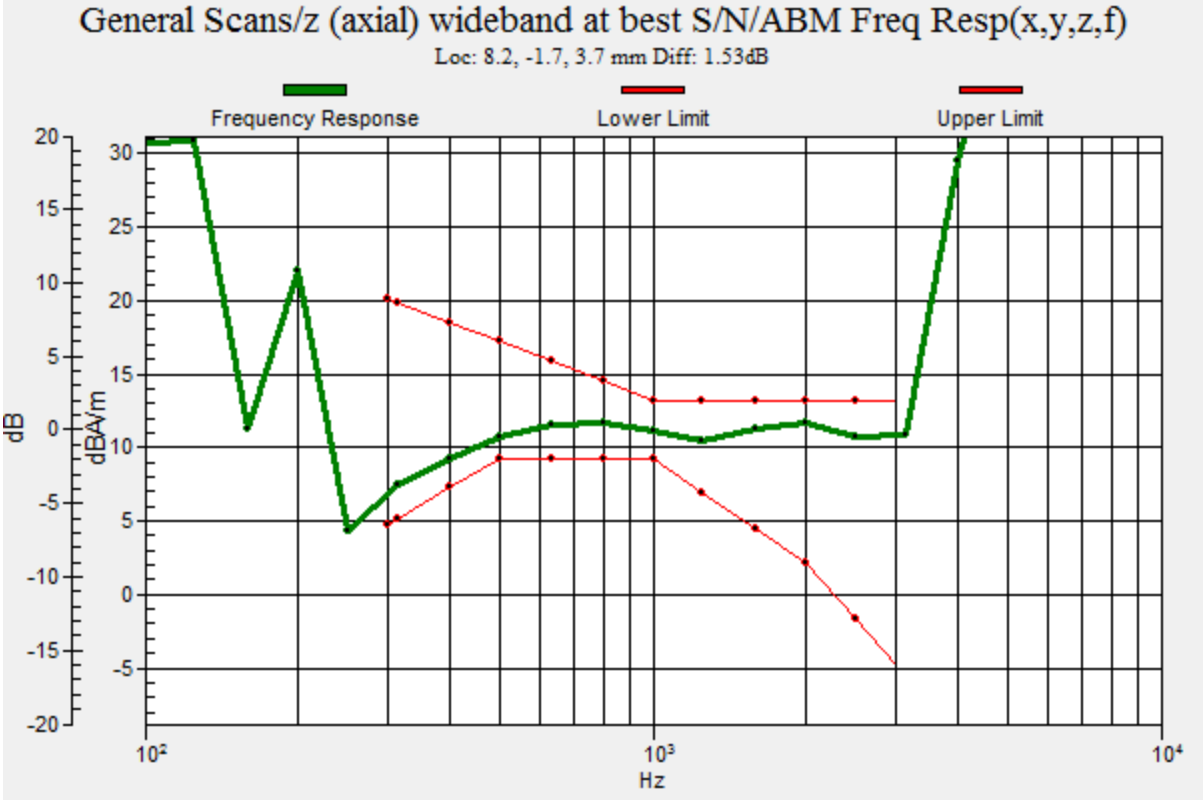
General Scans/z (axial) wideband at best S/N/ABM Freq Resp(x,y,z,f)
Loc: 8.2, -1.7, 3.7 mm Diff: 1.53dB
Frequency Response
Lower Limit
Upper Limit
dB
dBA/m
Hz

Date: 2022-06-24

Test Laboratory: SGS-SAR Lab

SL104D HAC-T-Coil-GSM1900 GSM Voice 661CFH

DUT: SL104D; Type: Smart Phone; Serial:354222520003155

Communication System: UID 0, GSM Only Communication System (0); Frequency: 836.6 MHz;Duty Cycle: 1:8.30042

Medium: Air;Medium parameters used: $\sigma = 0$ S/m, $\varepsilon_r = 1$; $\rho = 0$ kg/m^3
Phantom section: TCoil Section

DASY 5 Configuration:

- Probe: AM1DV3 - 3128; ; Calibrated: 2021-07-26
- Sensor-Surface: 0mm (Fix Surface)
- Electronics: DAE4 Sn1327; Calibrated: 2021-11-05
- Phantom: HAC Test Arch with AMCC; Type: SD HAC P01 BA;
- DASY52 52.10.4(1527); SEMCAD X 14.6.14(7483)

T-Coil scan/General Scans/y (transversal) 4.2mm 50 x 50/ABM SNR(x,y,z) (13x13x1): Measurement grid: dx=10mm, dy=10mm
ABM1/ABM2 = 31.00 dB
ABM1 comp = 4.80 dBA/m
BWC Factor = 0.16 dB
Location: 4.2, 8.3, 3.7 mm



0 dB = 35.50 = 31.00 dB

Date: 2022-06-24

Test Laboratory: SGS-SAR Lab

SL104D HAC-T-Coil- WCDMA II Voice 9400CH

DUT: SL104D; Type: Smart Phone; Serial:354222520003155

Communication System: UID 0, WCDMA (0); Frequency: 1880 MHz;Duty Cycle: 1:1

Medium: Air;Medium parameters used: $\sigma = 0$ S/m, $\varepsilon_r = 1$; $\rho = 0$ kg/m^3
Phantom section: TCoil Section

DASY 5 Configuration:

- Probe: AM1DV3 - 3128; ; Calibrated: 2021-07-26
- Sensor-Surface: 0mm (Fix Surface)
- Electronics: DAE4 Sn1327; Calibrated: 2021-11-05
- Phantom: HAC Test Arch with AMCC; Type: SD HAC P01 BA;
- DASY52 52.10.4(1527); SEMCAD X 14.6.14(7483)

T-Coil scan/General Scans/z (axial) 4.2mm 50 x 50/ABM SNR(x,y,z) (13x13x1): Measurement grid: dx=10mm, dy=10mm
ABM1/ABM2 = 48.38 dB
ABM1 comp = 6.04 dBA/m
BWC Factor = 0.16 dB
Location: 0, 0, 3.7 mm

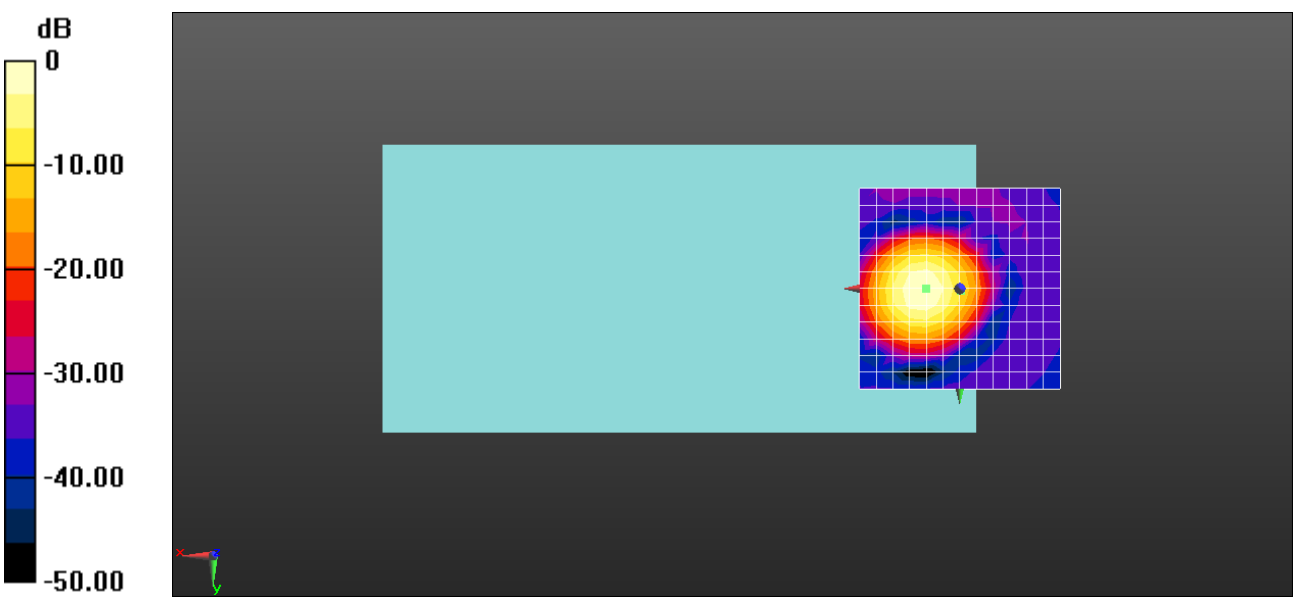

0 dB = 262.4 = 48.38 dB

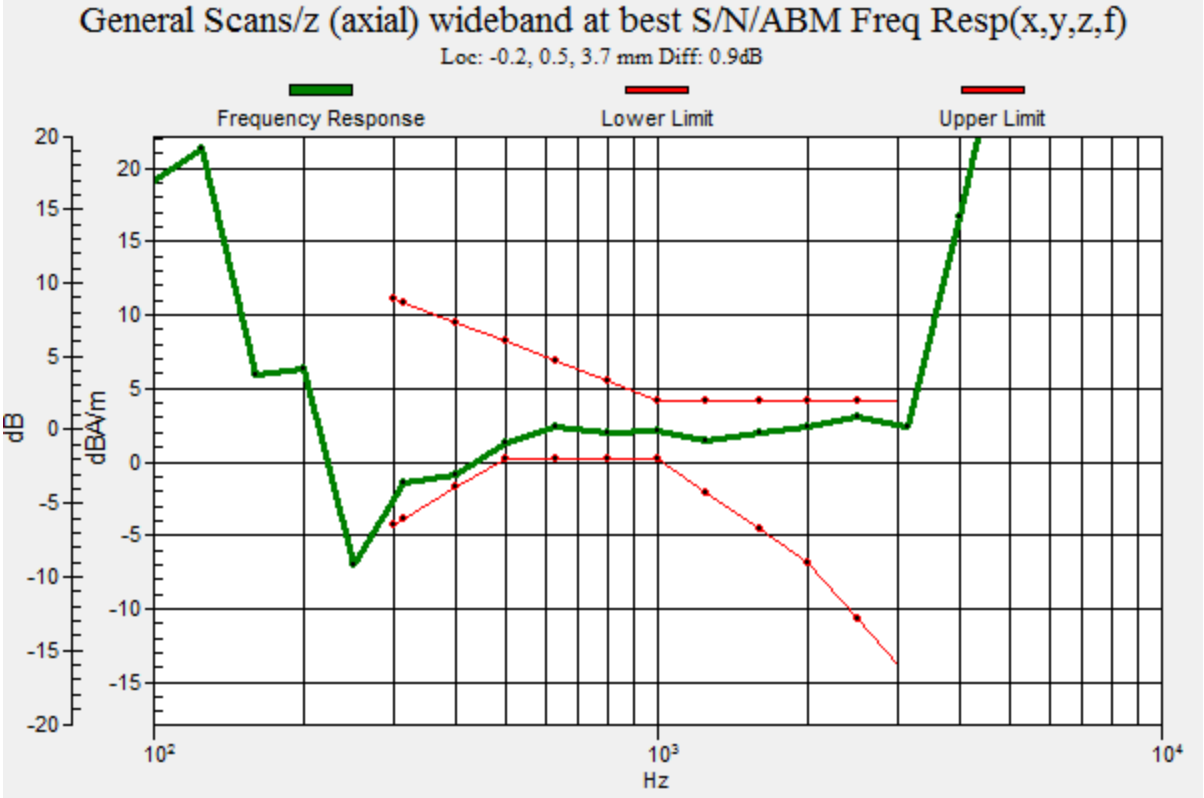
General Scans/z (axial) wideband at best S/N/ABM Freq Resp(x,y,z,f)
Loc: -0.2, 0.5, 3.7 mm Diff: 0.9dB
Frequency Response
Lower Limit
Upper Limit
dB
dBA/m
Hz

Date: 2022-06-24

Test Laboratory: SGS-SAR Lab

SL104D HAC-T-Coil- WCDMA II Voice 9400CH

DUT: SL104D; Type: Smart Phone; Serial:354222520003155

Communication System: UID 0, WCDMA (0); Frequency: 1880 MHz;Duty Cycle: 1:1

Medium: Air;Medium parameters used: $\sigma = 0$ S/m, $\varepsilon_r = 1$; $\rho = 0$ kg/m^3
Phantom section: TCoil Section

DASY 5 Configuration:

- Probe: AM1DV3 - 3128; ; Calibrated: 2021-07-26
- Sensor-Surface: 0mm (Fix Surface)
- Electronics: DAE4 Sn1327; Calibrated: 2021-11-05
- Phantom: HAC Test Arch with AMCC; Type: SD HAC P01 BA;
- DASY52 52.10.4(1527); SEMCAD X 14.6.14(7483)

T-Coil scan/General Scans/y (transversal) 4.2mm 50 x 50/ABM SNR(x,y,z) (13x13x1): Measurement grid: dx=10mm, dy=10mm
ABM1/ABM2 = 42.93 dB
ABM1 comp = 7.26 dBA/m
BWC Factor = 0.16 dB
Location: 8.3, -8.3, 3.7 mm



0 dB = 140.1 = 42.93 dB

Date: 2022-06-25

Test Laboratory: SGS-SAR Lab

SL104D HAC-T-Coil- WCDMA IV Voice 1412CH

DUT: SL104D; Type: Smart Phone; Serial:354222520003155

Communication System: UID 0, WCDMA (0); Frequency: 1732.4 MHz;Duty Cycle: 1:1

Medium: Air;Medium parameters used: $\sigma = 0$ S/m, $\varepsilon_r = 1$; $\rho = 0$ kg/m^3
Phantom section: TCoil Section

DASY 5 Configuration:

- Probe: AM1DV3 - 3128; ; Calibrated: 2021-07-26
- Sensor-Surface: 0mm (Fix Surface)
- Electronics: DAE4 Sn1327; Calibrated: 2021-11-05
- Phantom: HAC Test Arch with AMCC; Type: SD HAC P01 BA;
- DASY52 52.10.4(1527); SEMCAD X 14.6.14(7483)

T-Coil scan/General Scans/z (axial) 4.2mm 50 x 50/ABM SNR(x,y,z) (13x13x1): Measurement grid: dx=10mm, dy=10mm
ABM1/ABM2 = 49.54 dB
ABM1 comp = 4.20 dBA/m
BWC Factor = 0.15 dB
Location: 0, 4.2, 3.7 mm

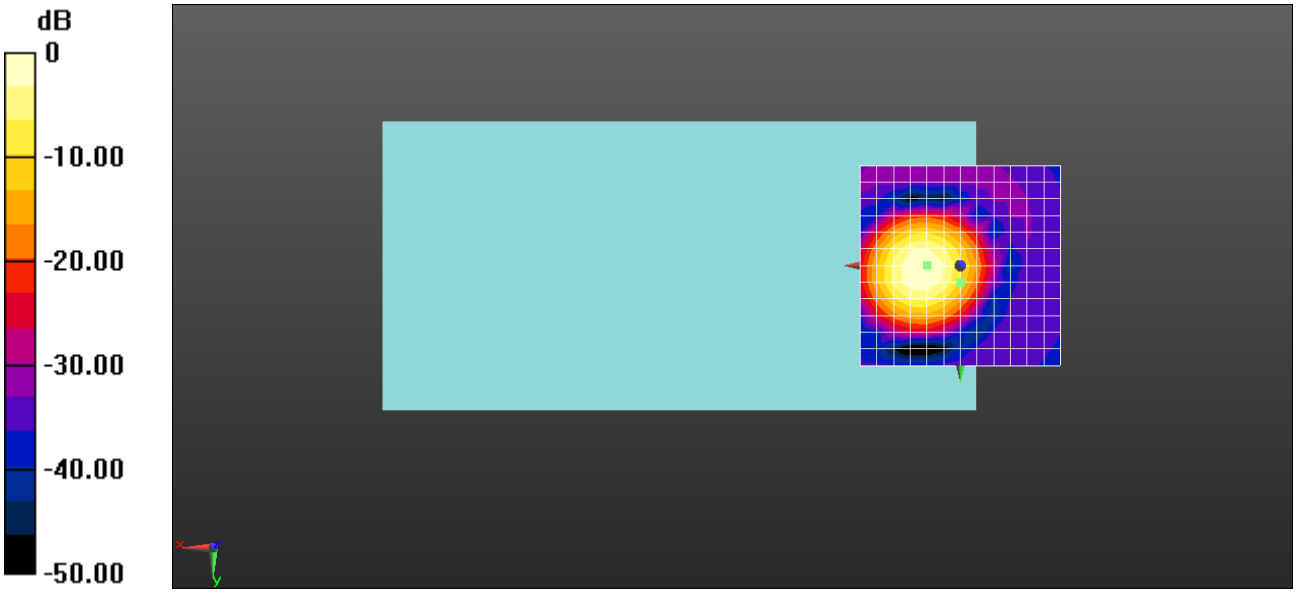

0 dB = 299.9 = 49.54 dB

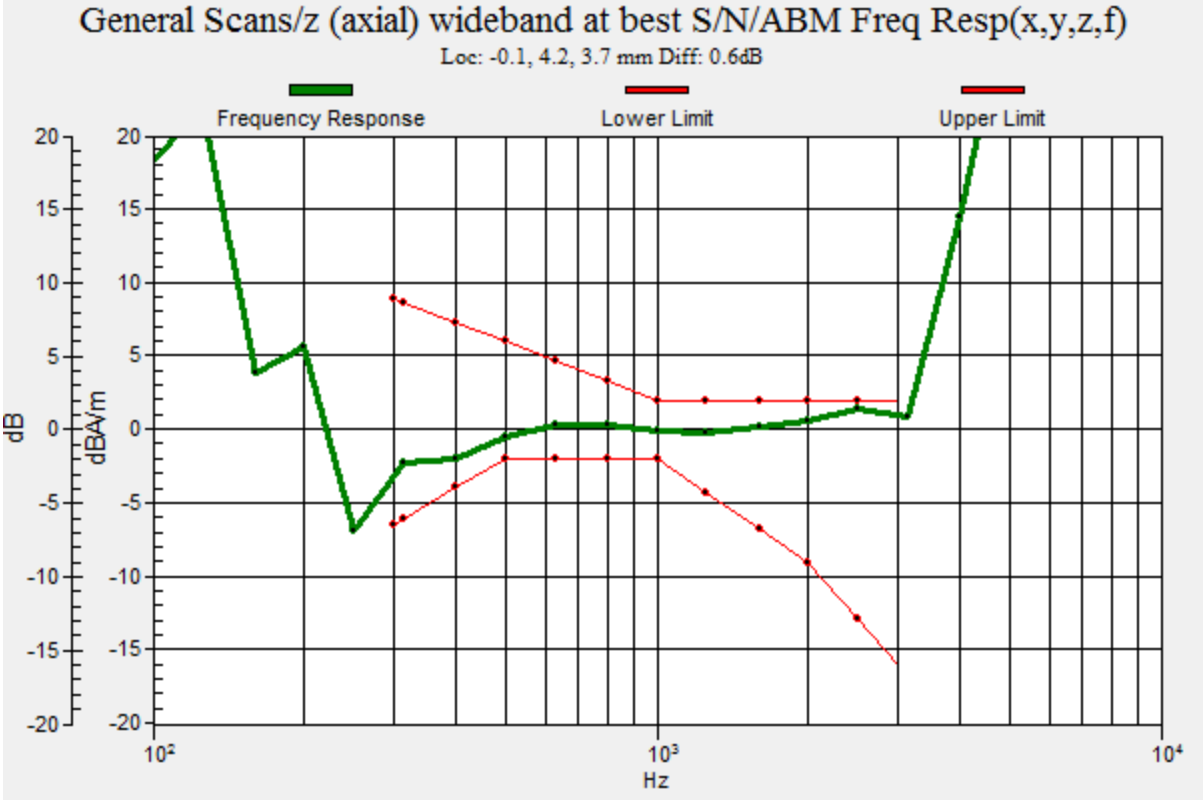
General Scans/z (axial) wideband at best S/N/ABM Freq Resp(x,y,z,f)
Loc: -0.1, 4.2, 3.7 mm Diff: 0.6dB
Frequency Response
Lower Limit
Upper Limit
dB
dBA/m
20
15
10
5
0
-5
-10
-15
-20
10^2
10^3
10^4
Hz

Date: 2022-06-25

Test Laboratory: SGS-SAR Lab

SL104D HAC-T-Coil- WCDMA IV Voice 1412CH

DUT: SL104D; Type: Smart Phone; Serial:354222520003155

Communication System: UID 0, WCDMA (0); Frequency: 1732.4 MHz;Duty Cycle: 1:1

Medium: Air;Medium parameters used: $\sigma = 0$ S/m, $\varepsilon_r = 1$; $\rho = 0$ kg/m^3
Phantom section: TCoil Section

DASY 5 Configuration:

- Probe: AM1DV3 - 3128; ; Calibrated: 2021-07-26
- Sensor-Surface: 0mm (Fix Surface)
- Electronics: DAE4 Sn1327; Calibrated: 2021-11-05
- Phantom: HAC Test Arch with AMCC; Type: SD HAC P01 BA;
- DASY52 52.10.4(1527); SEMCAD X 14.6.14(7483)

T-Coil scan/General Scans/y (transversal) 4.2mm 50 x 50/ABM SNR(x,y,z) (13x13x1): Measurement grid: dx=10mm, dy=10mm
ABM1/ABM2 = 45.51 dB
ABM1 comp = 6.79 dBA/m
BWC Factor = 0.15 dB
Location: 8.3, -8.3, 3.7 mm



0 dB = 188.6 = 45.51 dB

Date: 2022-06-25

Test Laboratory: SGS-SAR Lab

SL104D HAC-T-Coil- WCDMA V Voice 4182CH

DUT: SL104D; Type: Smart Phone; Serial:354222520003155

Communication System: UID 0, WCDMA (0); Frequency: 836.4 MHz;Duty Cycle: 1:1

Medium: Air;Medium parameters used: $\sigma = 0$ S/m, $\varepsilon_r = 1$; $\rho = 0$ kg/m^3
Phantom section: TCoil Section

DASY 5 Configuration:

- Probe: AM1DV3 - 3128; ; Calibrated: 2021-07-26
- Sensor-Surface: 0mm (Fix Surface)
- Electronics: DAE4 Sn1327; Calibrated: 2021-11-05
- Phantom: HAC Test Arch with AMCC; Type: SD HAC P01 BA;
- DASY52 52.10.4(1527); SEMCAD X 14.6.14(7483)

T-Coil scan/General Scans/z (axial) 4.2mm 50 x 50/ABM SNR(x,y,z) (13x13x1): Measurement grid: dx=10mm, dy=10mm
ABM1/ABM2 = 48.39 dB
ABM1 comp = 3.14 dBA/m
BWC Factor = 0.15 dB
Location: 0, -4.2, 3.7 mm



0 dB = 262.7 = 48.39 dB

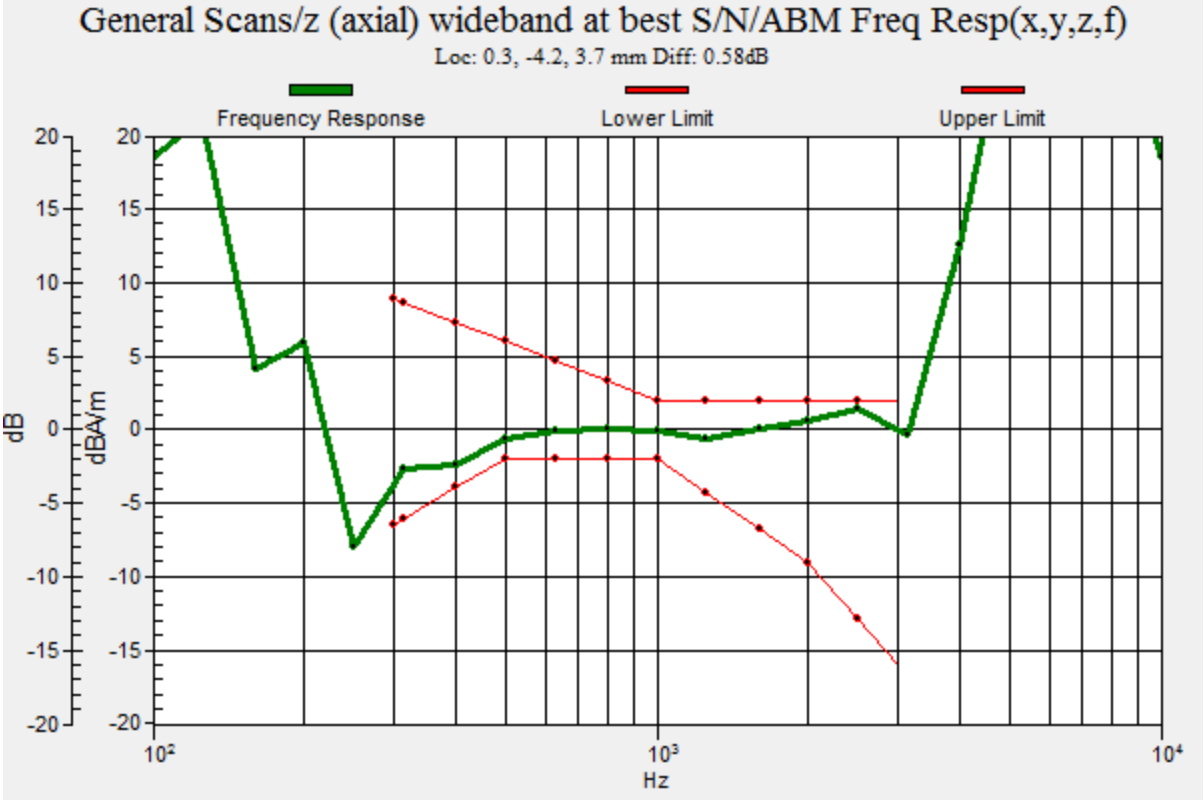
General Scans/z (axial) wideband at best S/N/ABM Freq Resp(x,y,z,f)
Loc: 0.3, -4.2, 3.7 mm Diff: 0.58dB
Frequency Response
Lower Limit
Upper Limit
dB
dBA/m
20
15
10
5
0
-5
-10
-15
-20
10^2
10^3
10^4
Hz

Date: 2022-06-25

Test Laboratory: SGS-SAR Lab

SL104D HAC-T-Coil- WCDMA V Voice 4182CH

DUT: SL104D; Type: Smart Phone; Serial:354222520003155

Communication System: UID 0, WCDMA (0); Frequency: 836.4 MHz;Duty Cycle: 1:1

Medium: Air;Medium parameters used: $\sigma = 0$ S/m, $\varepsilon_r = 1$; $\rho = 0$ kg/m^3
Phantom section: TCoil Section

DASY 5 Configuration:

- Probe: AM1DV3 - 3128; ; Calibrated: 2021-07-26
- Sensor-Surface: 0mm (Fix Surface)
- Electronics: DAE4 Sn1327; Calibrated: 2021-11-05
- Phantom: HAC Test Arch with AMCC; Type: SD HAC P01 BA;
- DASY52 52.10.4(1527); SEMCAD X 14.6.14(7483)

T-Coil scan/General Scans/y (transversal) 4.2mm 50 x 50/ABM SNR(x,y,z) (13x13x1): Measurement grid: dx=10mm, dy=10mm
ABM1/ABM2 = 43.94 dB
ABM1 comp = 4.78 dBA/m
BWC Factor = 0.15 dB
Location: 4.2, -8.3, 3.7 mm



0 dB = 157.4 = 43.94 dB

Date: 2022-06-27

Test Laboratory: SGS-SAR Lab

SL104D HAC-T-Coil-LTE Band 2 20M QPSK 100RB0 18900CH

DUT: SL104D; Type: Smart Phone; Serial:354222520003155

Communication System: UID 0, LTE-FDD BW 20MHz (0); Frequency: 1880 MHz;Duty Cycle: 1:1

Medium: Air;Medium parameters used: $\sigma = 0$ S/m, $\varepsilon_r = 1$; $\rho = 0$ kg/m^3
Phantom section: TCoil Section

DASY 5 Configuration:

- Probe: AM1DV3 - 3128; ; Calibrated: 2021-07-26
- Sensor-Surface: 0mm (Fix Surface)
- Electronics: DAE4 Sn1327; Calibrated: 2021-11-05
- Phantom: HAC Test Arch with AMCC; Type: SD HAC P01 BA;
- DASY52 52.10.4(1527); SEMCAD X 14.6.14(7483)

T-Coil scan/General Scans/z (axial) 4.2mm 50 x 50/ABM SNR(x,y,z) (13x13x1): Measurement grid: dx=10mm, dy=10mm
ABM1/ABM2 = 44.76 dB
ABM1 comp = -3.13 dBA/m
BWC Factor = 0.16 dB
Location: -4.2, 4.2, 3.7 mm

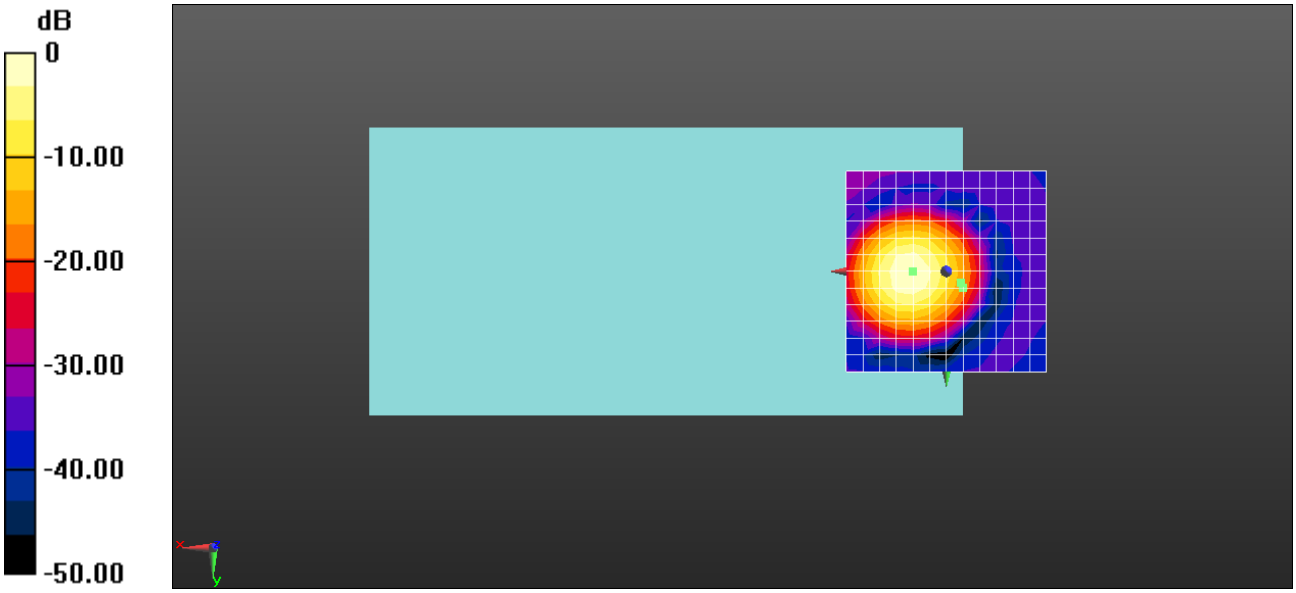

0 dB = 173.0 = 44.76 dB

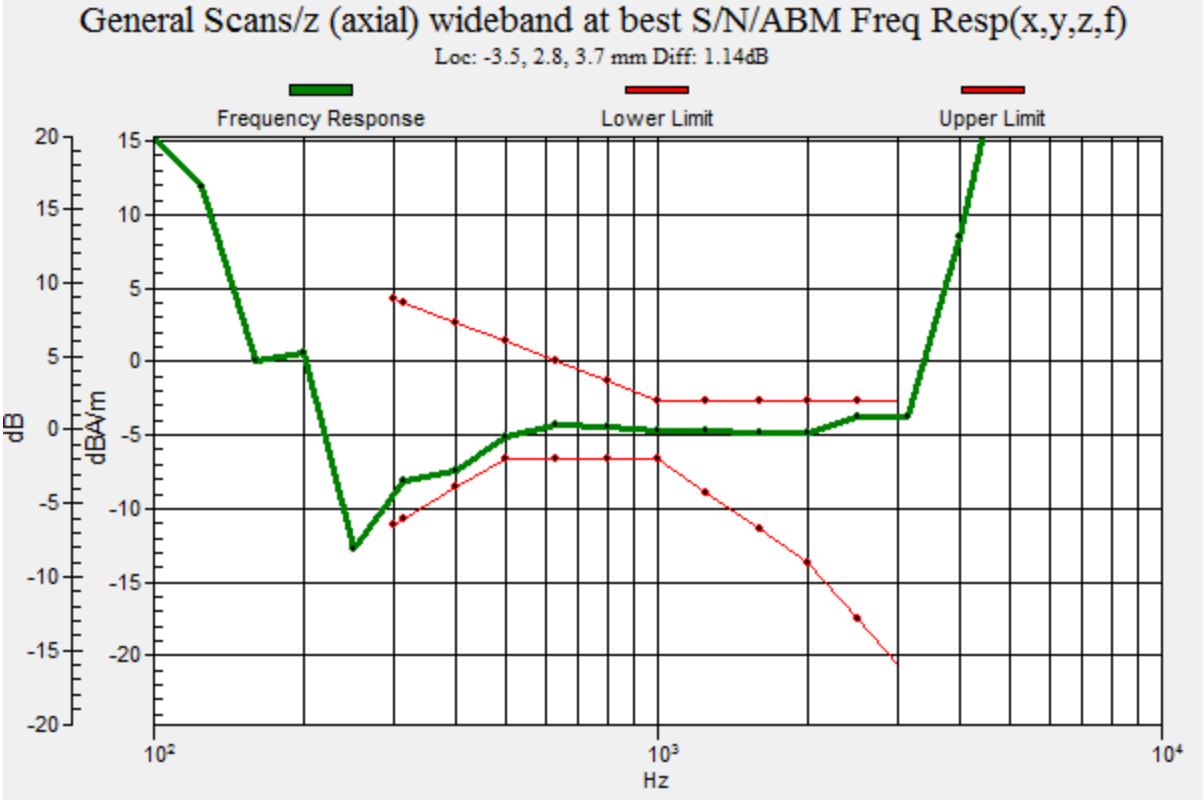
General Scans/z (axial) wideband at best S/N/ABM Freq Resp(x,y,z,f)
Loc: -3.5, 2.8, 3.7 mm Diff: 1.14dB
Frequency Response
Lower Limit
Upper Limit
dB
dBA/m
Hz

Date: 2022-06-27

Test Laboratory: SGS-SAR Lab

SL104D HAC-T-Coil-LTE Band 2 20M QPSK 100RB0 18900CH

DUT: SL104D; Type: Smart Phone; Serial:354222520003155

Communication System: UID 0, LTE-FDD BW 20MHz (0); Frequency: 1880 MHz;Duty Cycle: 1:1

Medium: Air;Medium parameters used: $\sigma = 0$ S/m, $\varepsilon_r = 1$; $\rho = 0$ kg/m^3
Phantom section: TCoil Section

DASY 5 Configuration:

- Probe: AM1DV3 - 3128; ; Calibrated: 2021-07-26
- Sensor-Surface: 0mm (Fix Surface)
- Electronics: DAE4 Sn1327; Calibrated: 2021-11-05
- Phantom: HAC Test Arch with AMCC; Type: SD HAC P01 BA;
- DASY52 52.10.4(1527); SEMCAD X 14.6.14(7483)

T-Coil scan/General Scans/y (transversal) 4.2mm 50 x 50/ABM SNR(x,y,z) (13x13x1): Measurement grid: dx=10mm, dy=10mm
ABM1/ABM2 = 39.67 dB
ABM1 comp = 6.23 dBA/m
BWC Factor = 0.16 dB
Location: 8.3, -8.3, 3.7 mm



0 dB = 96.33 = 39.68 dB

Date: 2022-06-27

Test Laboratory: SGS-SAR Lab

SL104D HAC-T-Coil-LTE Band 4 20M QPSK 100RB0 20175CH

DUT: SL104D; Type: Smart Phone; Serial:354222520003155

Communication System: UID 0, LTE-FDD BW 20MHz (0); Frequency: 1732.5 MHz;Duty Cycle: 1:1

Medium: Air;Medium parameters used: $\sigma = 0$ S/m, $\varepsilon_r = 1$; $\rho = 0$ kg/m^3
Phantom section: TCoil Section

DASY 5 Configuration:

- Probe: AM1DV3 - 3128; ; Calibrated: 2021-07-26
- Sensor-Surface: 0mm (Fix Surface)
- Electronics: DAE4 Sn1327; Calibrated: 2021-11-05
- Phantom: HAC Test Arch with AMCC; Type: SD HAC P01 BA;
- DASY52 52.10.4(1527); SEMCAD X 14.6.14(7483)

T-Coil scan/General Scans/z (axial) 4.2mm 50 x 50/ABM SNR(x,y,z) (13x13x1): Measurement grid: dx=10mm, dy=10mm
ABM1/ABM2 = 44.39 dB
ABM1 comp = -2.04 dBA/m
BWC Factor = 0.15 dB
Location: -4.2, 0, 3.7 mm

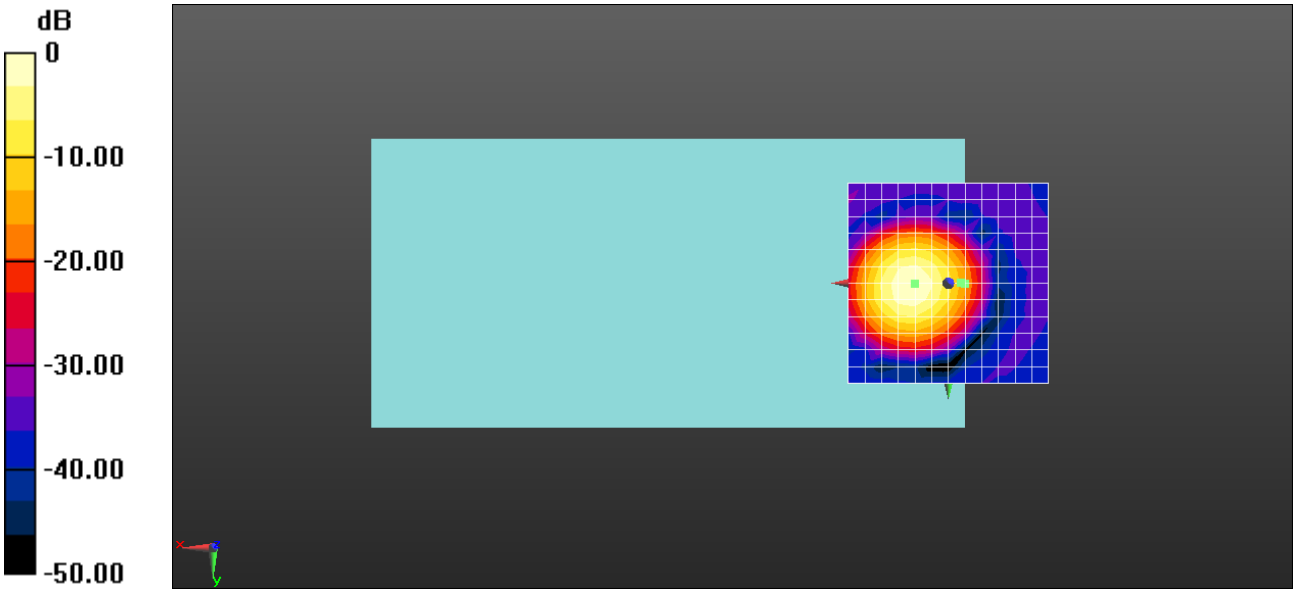

0 dB = 165.8 = 44.39 dB

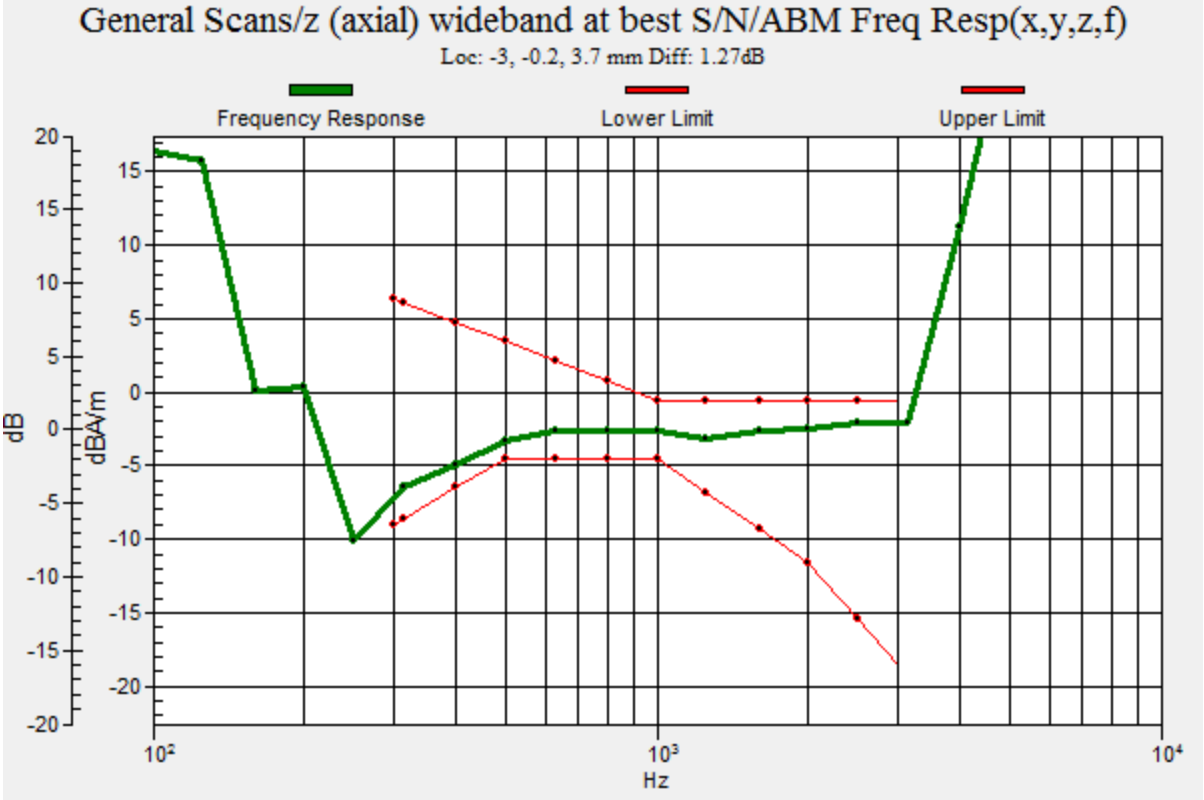
General Scans/z (axial) wideband at best S/N/ABM Freq Resp(x,y,z,f)
Loc: -3, -0.2, 3.7 mm Diff: 1.27dB
Frequency Response
Lower Limit
Upper Limit
dB
dBA/m
Hz

Date: 2022-06-27

Test Laboratory: SGS-SAR Lab

SL104D HAC-T-Coil-LTE Band 4 20M QPSK 100RB0 20175CH

DUT: SL104D; Type: Smart Phone; Serial:354222520003155

Communication System: UID 0, LTE-FDD BW 20MHz (0); Frequency: 1732.5 MHz;Duty Cycle: 1:1

Medium: Air;Medium parameters used: $\sigma = 0$ S/m, $\varepsilon_r = 1$; $\rho = 0$ kg/m^3
Phantom section: TCoil Section

DASY 5 Configuration:

- Probe: AM1DV3 - 3128; ; Calibrated: 2021-07-26
- Sensor-Surface: 0mm (Fix Surface)
- Electronics: DAE4 Sn1327; Calibrated: 2021-11-05
- Phantom: HAC Test Arch with AMCC; Type: SD HAC P01 BA;
- DASY52 52.10.4(1527); SEMCAD X 14.6.14(7483)

T-Coil scan/General Scans/y (transversal) 4.2mm 50 x 50/ABM SNR(x,y,z) (13x13x1): Measurement grid: dx=10mm, dy=10mm
ABM1/ABM2 = 39.49 dB
ABM1 comp = 5.98 dBA/m
BWC Factor = 0.15 dB
Location: 8.3, -8.3, 3.7 mm

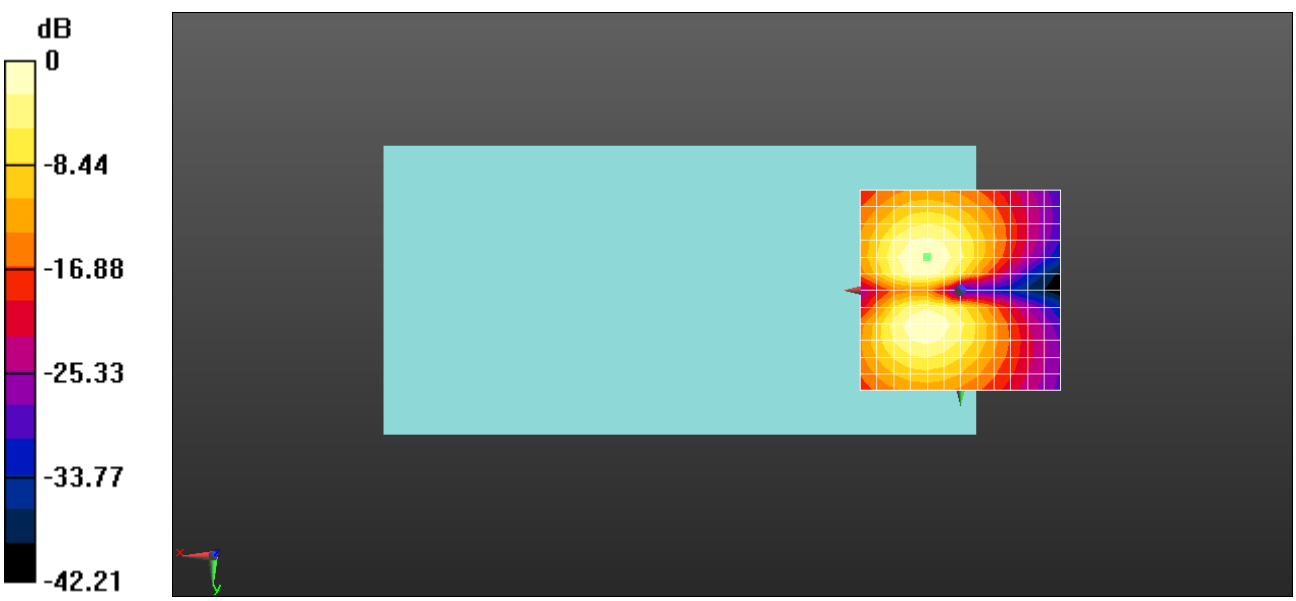

0 dB = 94.29 = 39.49 dB

Date: 2022-06-27

Test Laboratory: SGS-SAR Lab

SL104D HAC-T-Coil-LTE Band 5 10M QPSK 50RB0 20525CH

DUT: SL104D; Type: Smart Phone; Serial:354222520003155

Communication System: UID 0, LTE-FDD BW 10MHZ (0); Frequency: 836.5 MHz;Duty Cycle: 1:1

Medium: Air;Medium parameters used: $\sigma = 0$ S/m, $\varepsilon_r = 1$; $\rho = 0$ kg/m^3
Phantom section: TCoil Section

DASY 5 Configuration:

- Probe: AM1DV3 - 3128; ; Calibrated: 2021-07-26
- Sensor-Surface: 0mm (Fix Surface)
- Electronics: DAE4 Sn1327; Calibrated: 2021-11-05
- Phantom: HAC Test Arch with AMCC; Type: SD HAC P01 BA;
- DASY52 52.10.4(1527); SEMCAD X 14.6.14(7483)

T-Coil scan/General Scans/z (axial) 4.2mm 50 x 50/ABM SNR(x,y,z) (13x13x1): Measurement grid: dx=10mm, dy=10mm
ABM1/ABM2 = 43.50 dB
ABM1 comp = 4.46 dBA/m
BWC Factor = 0.15 dB
Location: 0, 4.2, 3.7 mm

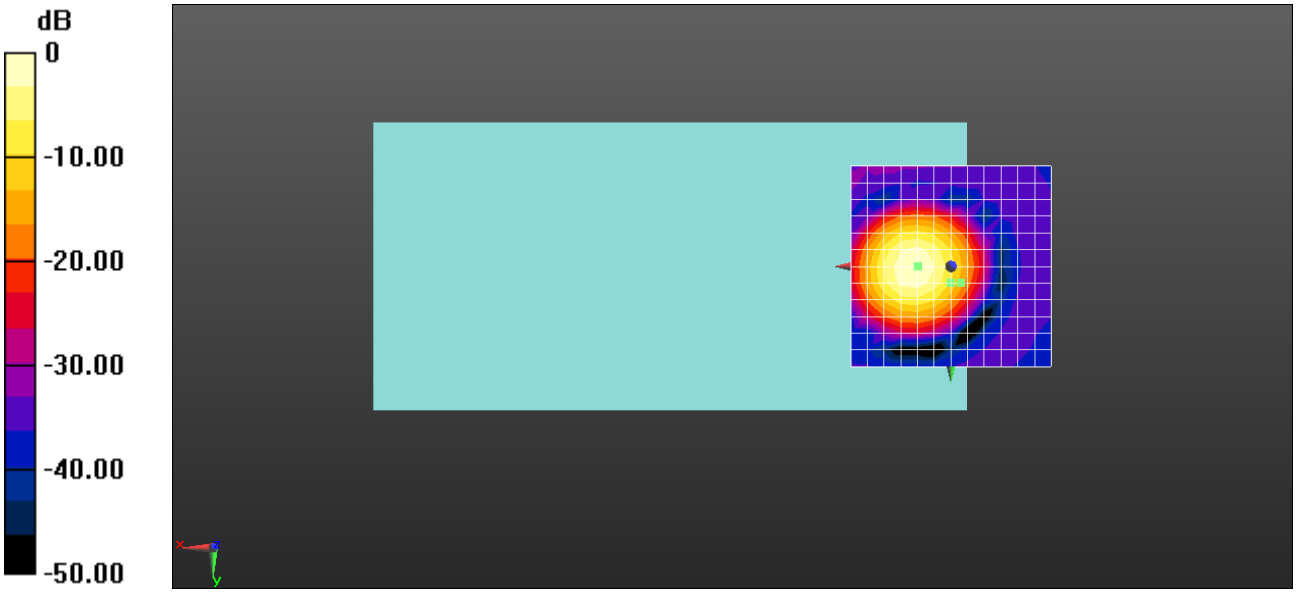

0 dB = 149.6 = 43.50 dB

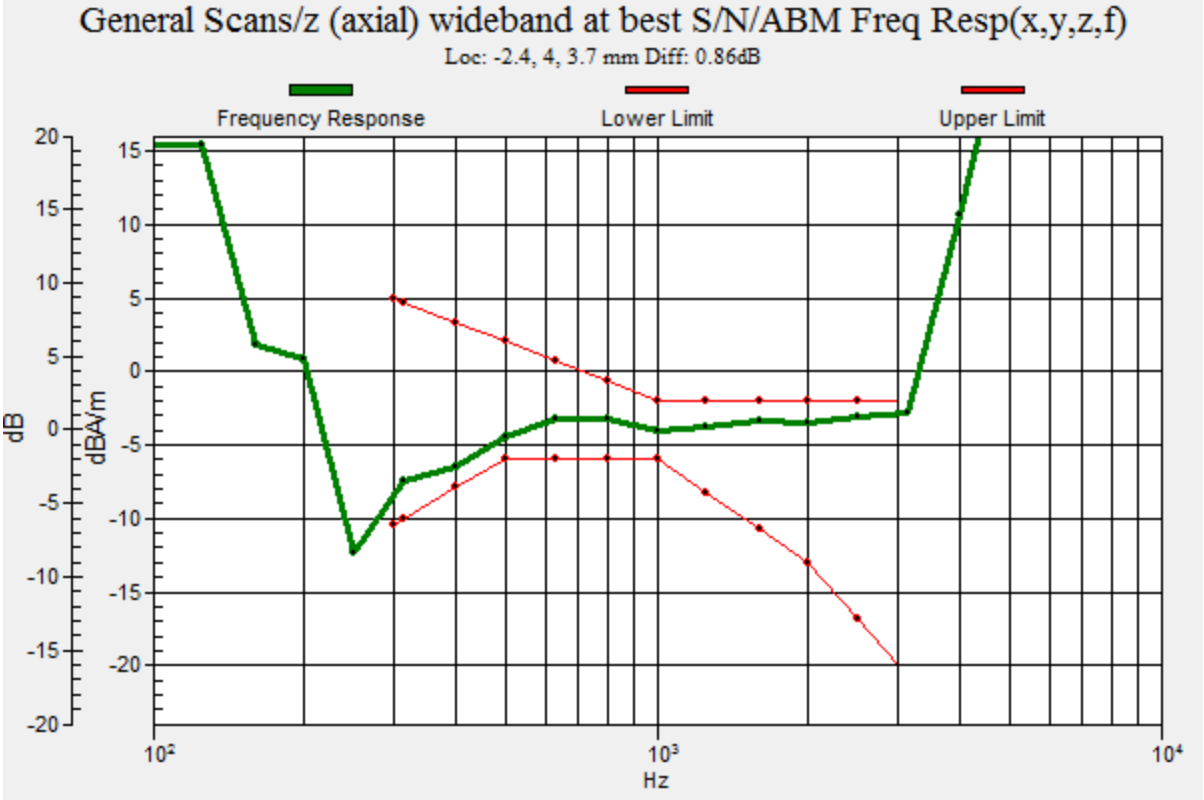
General Scans/z (axial) wideband at best S/N/ABM Freq Resp(x,y,z,f)
Loc: -2.4, 4, 3.7 mm Diff: 0.86dB
Frequency Response
Lower Limit
Upper Limit
dB
dBA/m
Hz
20
15
10
5
0
-5
-10
-15
-20
10^2
10^3
10^4

Date: 2022-06-27

Test Laboratory: SGS-SAR Lab

SL104D HAC-T-Coil-LTE Band 5 10M QPSK 50RB0 20525CH

DUT: SL104D; Type: Smart Phone; Serial:354222520003155

Communication System: UID 0, LTE-FDD BW 10MHZ (0); Frequency: 836.5 MHz;Duty Cycle: 1:1

Medium: Air;Medium parameters used: $\sigma = 0$ S/m, $\varepsilon_r = 1$; $\rho = 0$ kg/m^3
Phantom section: TCoil Section

DASY 5 Configuration:

- Probe: AM1DV3 - 3128; ; Calibrated: 2021-07-26
- Sensor-Surface: 0mm (Fix Surface)
- Electronics: DAE4 Sn1327; Calibrated: 2021-11-05
- Phantom: HAC Test Arch with AMCC; Type: SD HAC P01 BA;
- DASY52 52.10.4(1527); SEMCAD X 14.6.14(7483)

T-Coil scan/General Scans/y (transversal) 4.2mm 50 x 50/ABM SNR(x,y,z) (13x13x1): Measurement grid: dx=10mm, dy=10mm
ABM1/ABM2 = 39.33 dB
ABM1 comp = 7.30 dBA/m
BWC Factor = 0.15 dB
Location: 8.3, -8.3, 3.7 mm

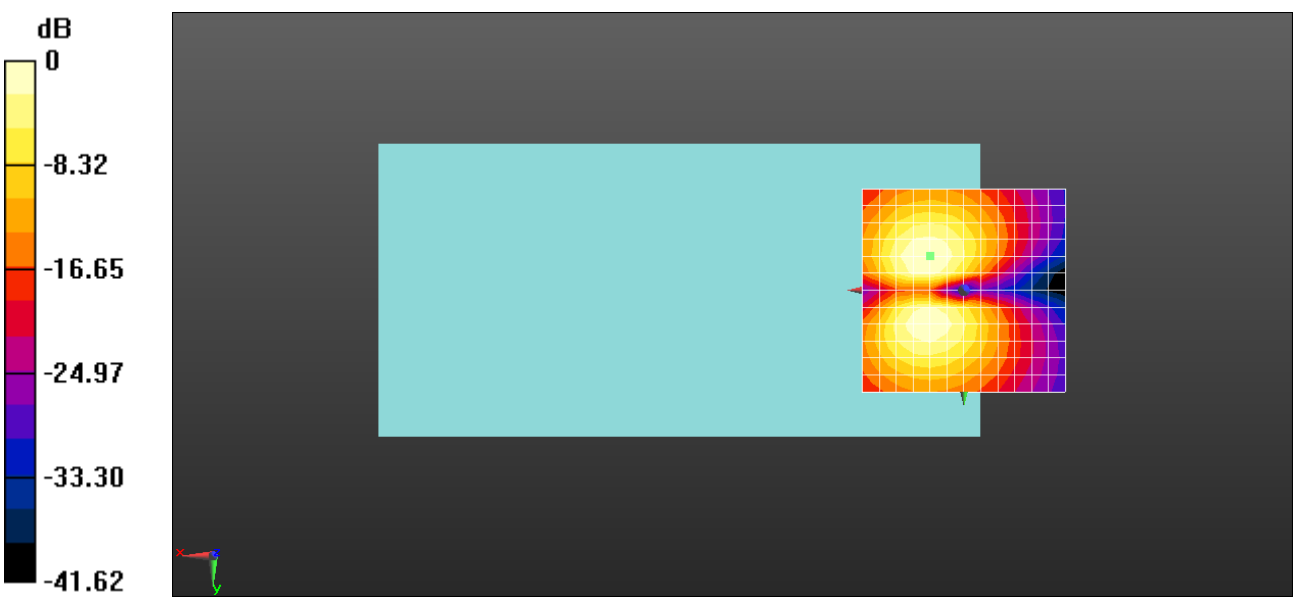

0 dB = 92.58 = 39.33 dB

Date: 2022-06-28

Test Laboratory: SGS-SAR Lab

SL104D HAC-T-Coil-LTE Band 12 10M QPSK 50RB0 23095CH

DUT: SL104D; Type: Smart Phone; Serial:354222520003155

Communication System: UID 0, LTE-FDD BW 10MHZ (0); Frequency: 707.5 MHz;Duty Cycle: 1:1

Medium: Air;Medium parameters used: $\sigma = 0$ S/m, $\varepsilon_r = 1$; $\rho = 0$ kg/m^3
Phantom section: TCoil Section

DASY 5 Configuration:

- Probe: AM1DV3 - 3128; ; Calibrated: 2021-07-26
- Sensor-Surface: 0mm (Fix Surface)
- Electronics: DAE4 Sn1327; Calibrated: 2021-11-05
- Phantom: HAC Test Arch with AMCC; Type: SD HAC P01 BA;
- DASY52 52.10.4(1527); SEMCAD X 14.6.14(7483)

T-Coil scan/General Scans/z (axial) 4.2mm 50 x 50/ABM SNR(x,y,z) (13x13x1): Measurement grid: dx=10mm, dy=10mm
ABM1/ABM2 = 45.20 dB
ABM1 comp = -2.51 dBA/m
BWC Factor = 0.15 dB
Location: -4.2, 0, 3.7 mm

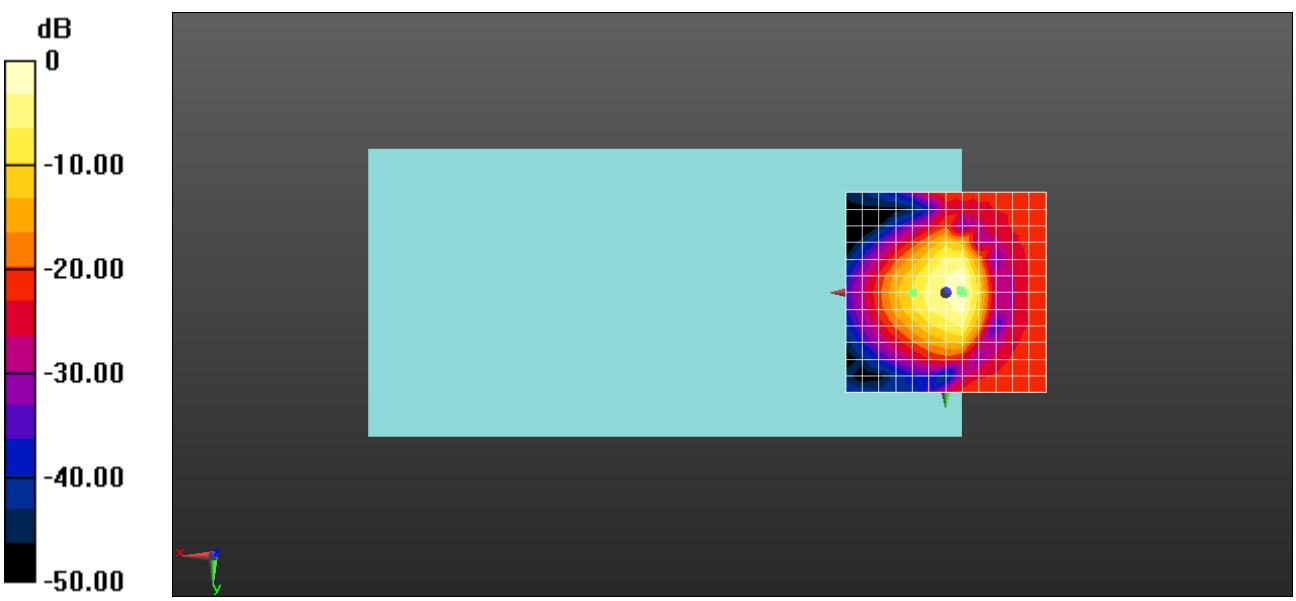

0 dB = 181.9 = 45.20 dB

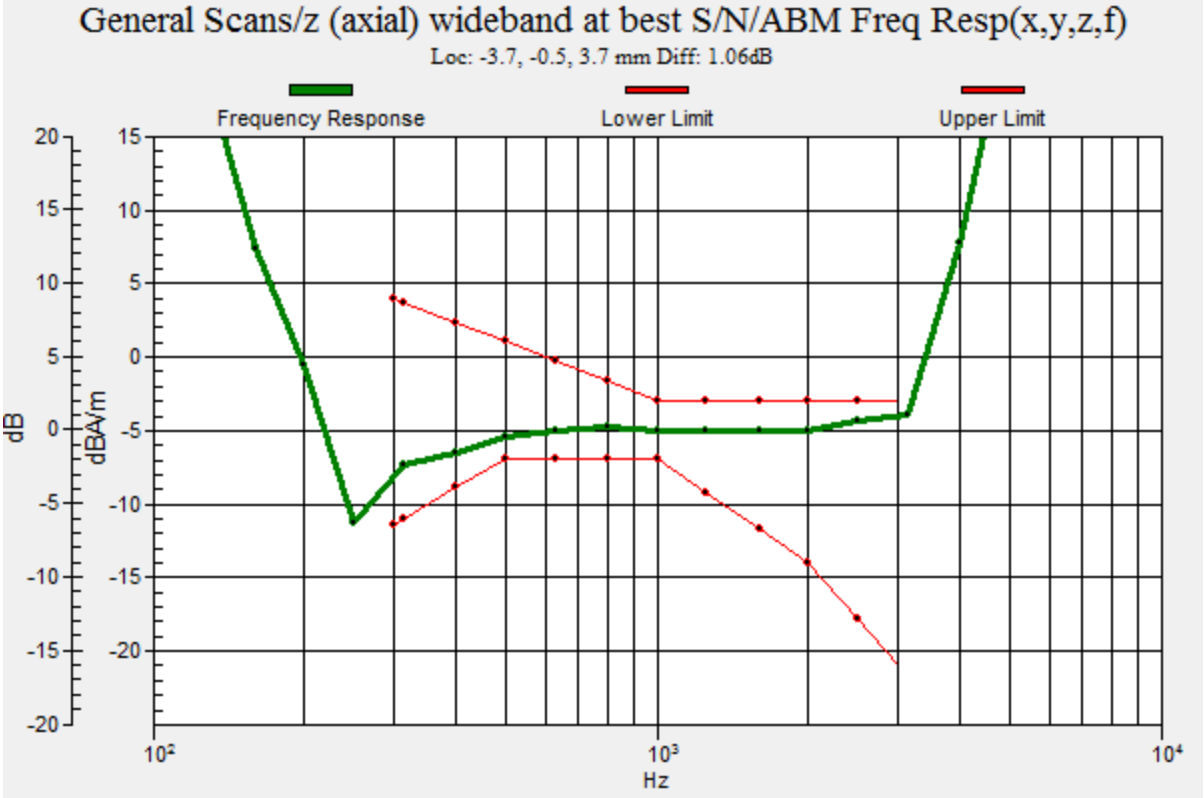
General Scans/z (axial) wideband at best S/N/ABM Freq Resp(x,y,z,f)
Loc: -3.7, -0.5, 3.7 mm Diff: 1.06dB
Frequency Response
Lower Limit
Upper Limit
dB
dBA/m
Hz

Date: 2022-06-28

Test Laboratory: SGS-SAR Lab

SL104D HAC-T-Coil-LTE Band 12 10M QPSK 50RB0 23095CH

DUT: SL104D; Type: Smart Phone; Serial:354222520003155

Communication System: UID 0, LTE-FDD BW 10MHZ (0); Frequency: 707.5 MHz;Duty Cycle: 1:1

Medium: Air;Medium parameters used: $\sigma = 0$ S/m, $\varepsilon_r = 1$; $\rho = 0$ kg/m^3
Phantom section: TCoil Section

DASY 5 Configuration:

- Probe: AM1DV3 - 3128; ; Calibrated: 2021-07-26
- Sensor-Surface: 0mm (Fix Surface)
- Electronics: DAE4 Sn1327; Calibrated: 2021-11-05
- Phantom: HAC Test Arch with AMCC; Type: SD HAC P01 BA;
- DASY52 52.10.4(1527); SEMCAD X 14.6.14(7483)

T-Coil scan/General Scans/y (transversal) 4.2mm 50 x 50/ABM SNR(x,y,z) (13x13x1): Measurement grid: dx=10mm, dy=10mm
ABM1/ABM2 = 41.65 dB
ABM1 comp = 5.06 dBA/m
BWC Factor = 0.15 dB
Location: 8.3, -8.3, 3.7 mm



0 dB = 121.0 = 41.66 dB

Date: 2022-06-28

Test Laboratory: SGS-SAR Lab

SL104D HAC-T-Coil-LTE Band 14 10M QPSK 50RB0 23330CH

DUT: SL104D; Type: Smart Phone; Serial:354222520003155

Communication System: UID 0, LTE-FDD BW 10MHZ (0); Frequency: 793 MHz;Duty Cycle: 1:1

Medium: Air;Medium parameters used: $\sigma = 0$ S/m, $\varepsilon_r = 1$; $\rho = 0$ kg/m^3
Phantom section: TCoil Section

DASY 5 Configuration:

- Probe: AM1DV3 - 3128; ; Calibrated: 2021-07-26
- Sensor-Surface: 0mm (Fix Surface)
- Electronics: DAE4 Sn1327; Calibrated: 2021-11-05
- Phantom: HAC Test Arch with AMCC; Type: SD HAC P01 BA;
- DASY52 52.10.4(1527); SEMCAD X 14.6.14(7483)

T-Coil scan/General Scans/z (axial) 4.2mm 50 x 50/ABM SNR(x,y,z) (13x13x1): Measurement grid: dx=10mm, dy=10mm
ABM1/ABM2 = 45.73 dB
ABM1 comp = -2.45 dBA/m
BWC Factor = 0.15 dB
Location: -4.2, 0, 3.7 mm

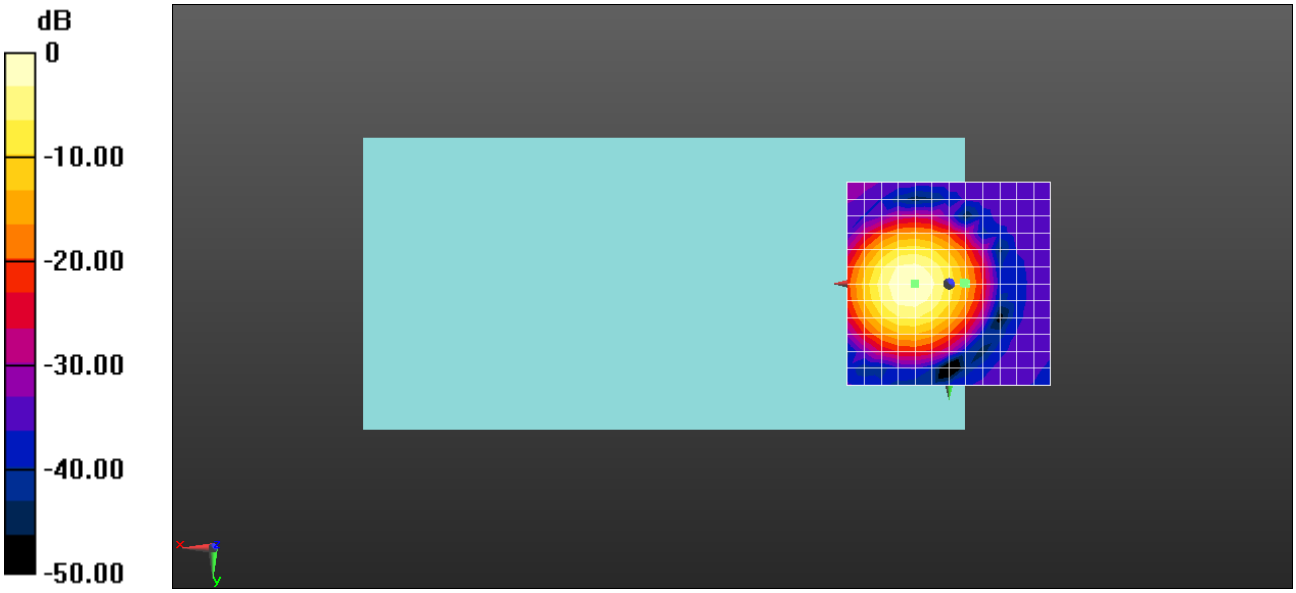

0 dB = 193.5 = 45.73 dB

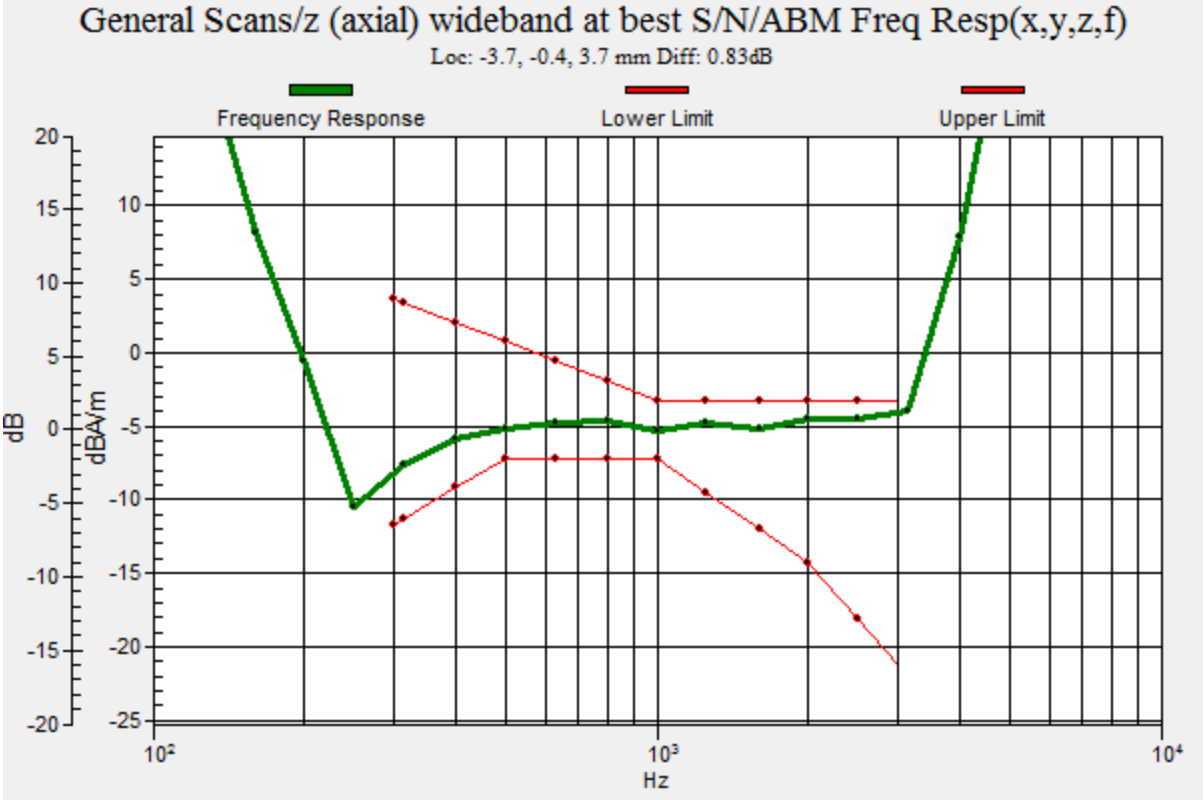
General Scans/z (axial) wideband at best S/N/ABM Freq Resp(x,y,z,f)
Loc: -3.7, -0.4, 3.7 mm Diff: 0.83dB
Frequency Response
Lower Limit
Upper Limit
dB
dBA/m
Hz

Date: 2022-06-28

Test Laboratory: SGS-SAR Lab

SL104D HAC-T-Coil-LTE Band 14 10M QPSK 50RB0 23330CH

DUT: SL104D; Type: Smart Phone; Serial:354222520003155

Communication System: UID 0, LTE-FDD BW 10MHZ (0); Frequency: 793 MHz;Duty Cycle: 1:1

Medium: Air;Medium parameters used: $\sigma = 0$ S/m, $\varepsilon_r = 1$; $\rho = 0$ kg/m^3
Phantom section: TCoil Section

DASY 5 Configuration:

- Probe: AM1DV3 - 3128; ; Calibrated: 2021-07-26
- Sensor-Surface: 0mm (Fix Surface)
- Electronics: DAE4 Sn1327; Calibrated: 2021-11-05
- Phantom: HAC Test Arch with AMCC; Type: SD HAC P01 BA;
- DASY52 52.10.4(1527); SEMCAD X 14.6.14(7483)

T-Coil scan/General Scans/y (transversal) 4.2mm 50 x 50/ABM SNR(x,y,z) (13x13x1): Measurement grid: dx=10mm, dy=10mm
ABM1/ABM2 = 41.60 dB
ABM1 comp = 5.20 dBA/m
BWC Factor = 0.15 dB
Location: 8.3, -8.3, 3.7 mm



0 dB = 120.3 = 41.61 dB

Date: 2022-06-27

Test Laboratory: SGS-SAR Lab

SL104D HAC-T-Coil-LTE Band 25 20M QPSK 100RB0 26365CH

DUT: SL104D; Type: Smart Phone; Serial:354222520003155

Communication System: UID 0, LTE-FDD BW 20MHz (0); Frequency: 1882.5 MHz;Duty Cycle: 1:1

Medium: Air;Medium parameters used: $\sigma = 0$ S/m, $\varepsilon_r = 1$; $\rho = 0$ kg/m^3
Phantom section: TCoil Section

DASY 5 Configuration:

- Probe: AM1DV3 - 3128; ; Calibrated: 2021-07-26
- Sensor-Surface: 0mm (Fix Surface)
- Electronics: DAE4 Sn1327; Calibrated: 2021-11-05
- Phantom: HAC Test Arch with AMCC; Type: SD HAC P01 BA;
- DASY52 52.10.4(1527); SEMCAD X 14.6.14(7483)

T-Coil scan/General Scans/z (axial) 4.2mm 50 x 50/ABM SNR(x,y,z) (13x13x1): Measurement grid: dx=10mm, dy=10mm
ABM1/ABM2 = 45.15 dB
ABM1 comp = -1.96 dBA/m
BWC Factor = 0.15 dB
Location: -4.2, 0, 3.7 mm

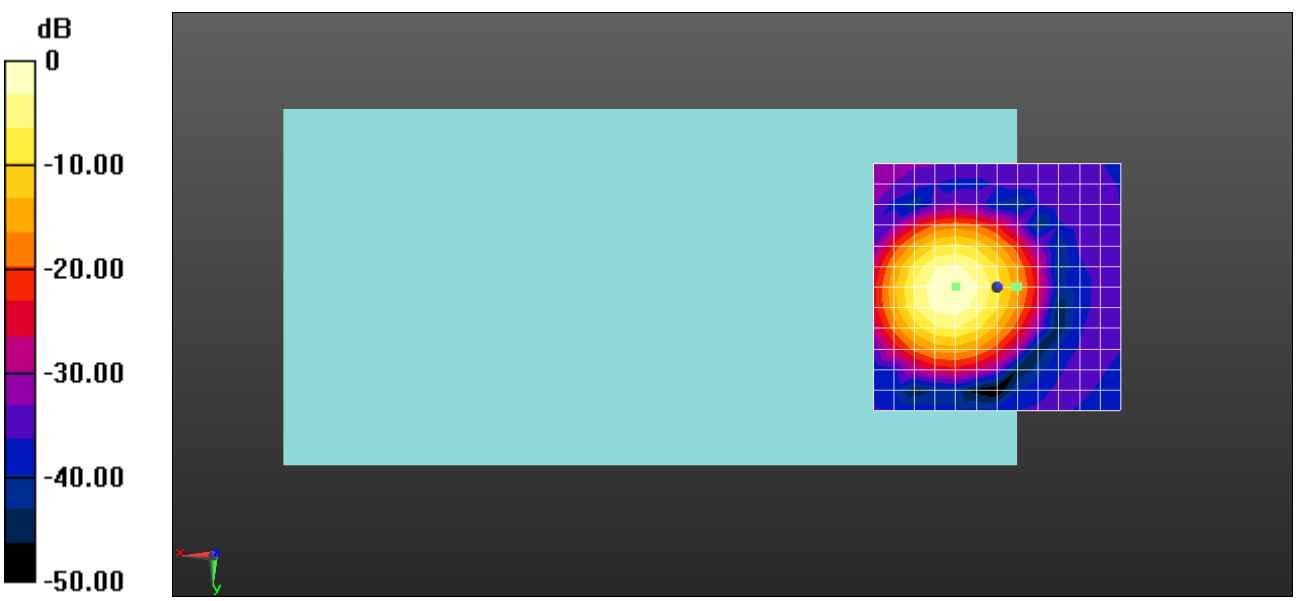

0 dB = 181.0 = 45.15 dB

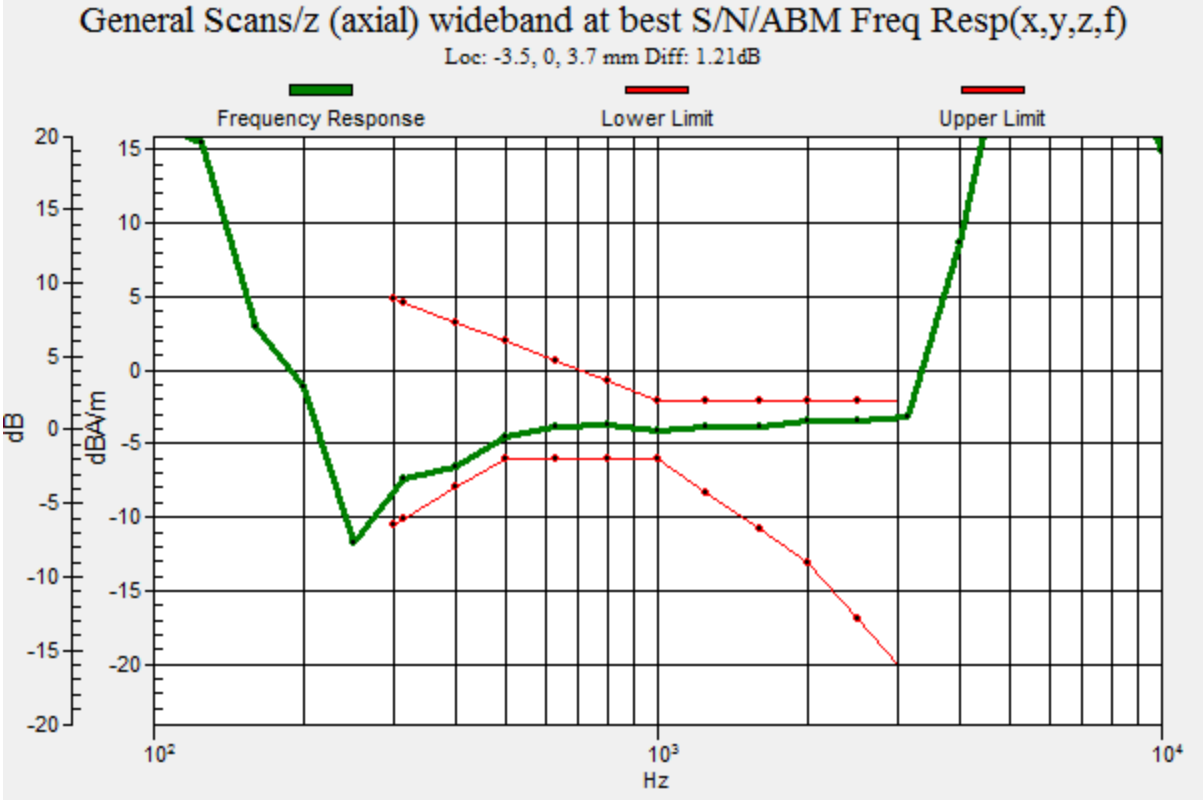
General Scans/z (axial) wideband at best S/N/ABM Freq Resp(x,y,z,f)
Loc: -3.5, 0, 3.7 mm Diff: 1.21dB
Frequency Response
Lower Limit
Upper Limit
dB
dBA/m
Hz

Date: 2022-06-27

Test Laboratory: SGS-SAR Lab

SL104D HAC-T-Coil-LTE Band 25 20M QPSK 100RB0 26365CH

DUT: SL104D; Type: Smart Phone; Serial:354222520003155

Communication System: UID 0, LTE-FDD BW 20MHz (0); Frequency: 1882.5 MHz;Duty Cycle: 1:1

Medium: Air;Medium parameters used: $\sigma = 0$ S/m, $\varepsilon_r = 1$; $\rho = 0$ kg/m^3
Phantom section: TCoil Section

DASY 5 Configuration:

- Probe: AM1DV3 - 3128; ; Calibrated: 2021-07-26
- Sensor-Surface: 0mm (Fix Surface)
- Electronics: DAE4 Sn1327; Calibrated: 2021-11-05
- Phantom: HAC Test Arch with AMCC; Type: SD HAC P01 BA;
- DASY52 52.10.4(1527); SEMCAD X 14.6.14(7483)

T-Coil scan/General Scans/y (transversal) 4.2mm 50 x 50/ABM SNR(x,y,z) (13x13x1): Measurement grid: dx=10mm, dy=10mm
ABM1/ABM2 = 39.53 dB
ABM1 comp = 6.07 dBA/m
BWC Factor = 0.15 dB
Location: 8.3, -8.3, 3.7 mm



0 dB = 94.71 = 39.53 dB

Date: 2022-06-28

Test Laboratory: SGS-SAR Lab

SL104D HAC-T-Coil-LTE Band 26 15M QPSK 75RB0 26865CH

DUT: SL104D; Type: Smart Phone; Serial:354222520003155

Communication System: UID 0, LTE-FDD BW 15MHz (0); Frequency: 831.5 MHz;Duty Cycle: 1:1

Medium: Air;Medium parameters used: $\sigma = 0$ S/m, $\varepsilon_r = 1$; $\rho = 0$ kg/m^3
Phantom section: TCoil Section

DASY 5 Configuration:

- Probe: AM1DV3 - 3128; ; Calibrated: 2021-07-26
- Sensor-Surface: 0mm (Fix Surface)
- Electronics: DAE4 Sn1327; Calibrated: 2021-11-05
- Phantom: HAC Test Arch with AMCC; Type: SD HAC P01 BA;
- DASY52 52.10.4(1527); SEMCAD X 14.6.14(7483)

T-Coil scan/General Scans/z (axial) 4.2mm 50 x 50/ABM SNR(x,y,z) (13x13x1): Measurement grid: dx=10mm, dy=10mm
ABM1/ABM2 = 45.06 dB
ABM1 comp = -0.94 dBA/m
BWC Factor = 0.14 dB
Location: -4.2, 0, 3.7 mm

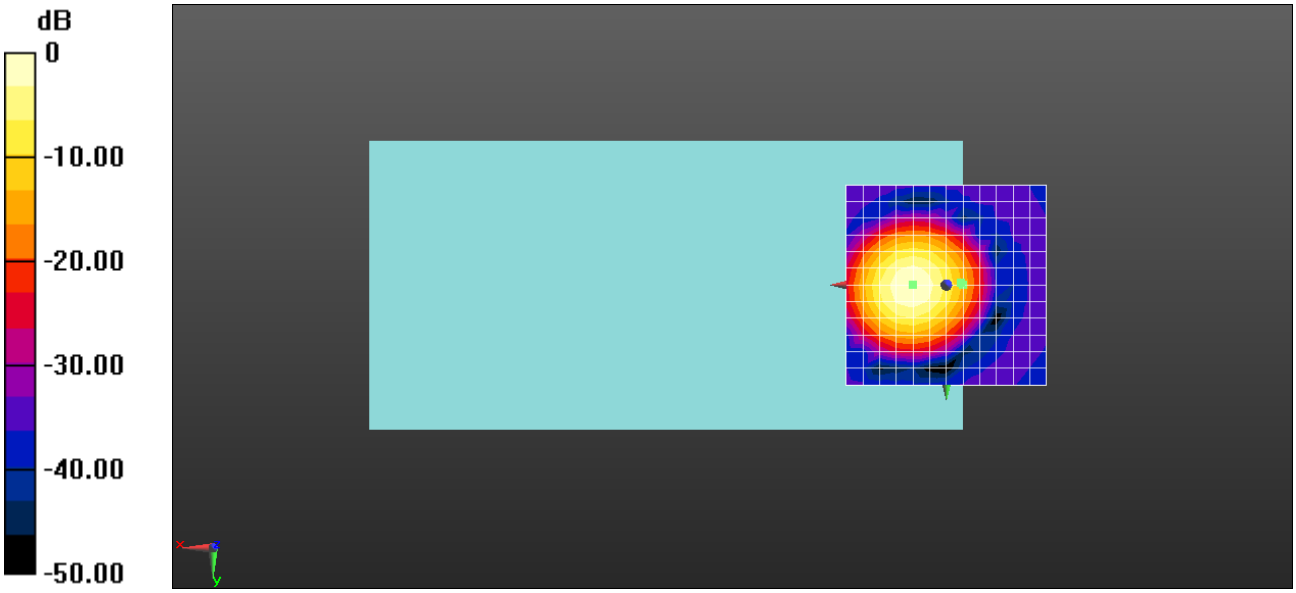

0 dB = 179.0 = 45.06 dB

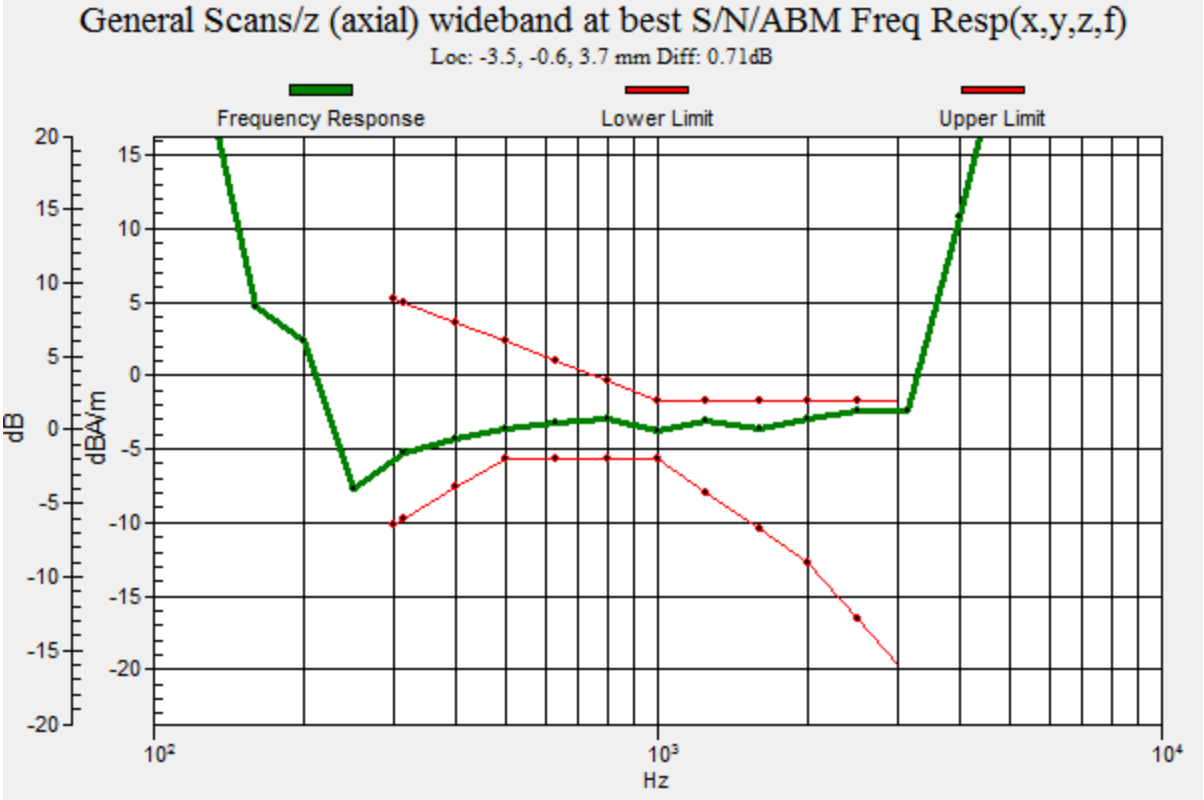
General Scans/z (axial) wideband at best S/N/ABM Freq Resp(x,y,z,f)
Loc: -3.5, -0.6, 3.7 mm Diff: 0.71dB
Frequency Response
Lower Limit
Upper Limit
dB
dBA/m
Hz

Date: 2022-06-28

Test Laboratory: SGS-SAR Lab

SL104D HAC-T-Coil-LTE Band 26 15M QPSK 75RB0 26865CH

DUT: SL104D; Type: Smart Phone; Serial:354222520003155

Communication System: UID 0, LTE-FDD BW 15MHz (0); Frequency: 831.5 MHz;Duty Cycle: 1:1

Medium: Air;Medium parameters used: $\sigma = 0$ S/m, $\varepsilon_r = 1$; $\rho = 0$ kg/m^3
Phantom section: TCoil Section

DASY 5 Configuration:

- Probe: AM1DV3 - 3128; ; Calibrated: 2021-07-26
- Sensor-Surface: 0mm (Fix Surface)
- Electronics: DAE4 Sn1327; Calibrated: 2021-11-05
- Phantom: HAC Test Arch with AMCC; Type: SD HAC P01 BA;
- DASY52 52.10.4(1527); SEMCAD X 14.6.14(7483)

T-Coil scan/General Scans/y (transversal) 4.2mm 50 x 50/ABM SNR(x,y,z) (13x13x1): Measurement grid: dx=10mm, dy=10mm
ABM1/ABM2 = 37.70 dB
ABM1 comp = 5.28 dBA/m
BWC Factor = 0.14 dB
Location: 8.3, -8.3, 3.7 mm



0 dB = 76.78 = 37.70 dB

Date: 2022-06-28

Test Laboratory: SGS-SAR Lab

SL104D HAC-T-Coil-LTE Band 30 10M QPSK 50RB0 27710CH

DUT: SL104D; Type: Smart Phone; Serial:354222520003155

Communication System: UID 0, LTE-FDD BW 10MHZ (0); Frequency: 2310 MHz;Duty Cycle: 1:1

Medium: Air;Medium parameters used: $\sigma = 0$ S/m, $\varepsilon_r = 1$; $\rho = 0$ kg/m^3
Phantom section: TCoil Section

DASY 5 Configuration:

- Probe: AM1DV3 - 3128; ; Calibrated: 2021-07-26
- Sensor-Surface: 0mm (Fix Surface)
- Electronics: DAE4 Sn1327; Calibrated: 2021-11-05
- Phantom: HAC Test Arch with AMCC; Type: SD HAC P01 BA;
- DASY52 52.10.4(1527); SEMCAD X 14.6.14(7483)

T-Coil scan/General Scans/z (axial) 4.2mm 50 x 50/ABM SNR(x,y,z) (13x13x1): Measurement grid: dx=10mm, dy=10mm
ABM1/ABM2 = 44.35 dB
ABM1 comp = -1.66 dBA/m
BWC Factor = 0.15 dB
Location: -4.2, 0, 3.7 mm

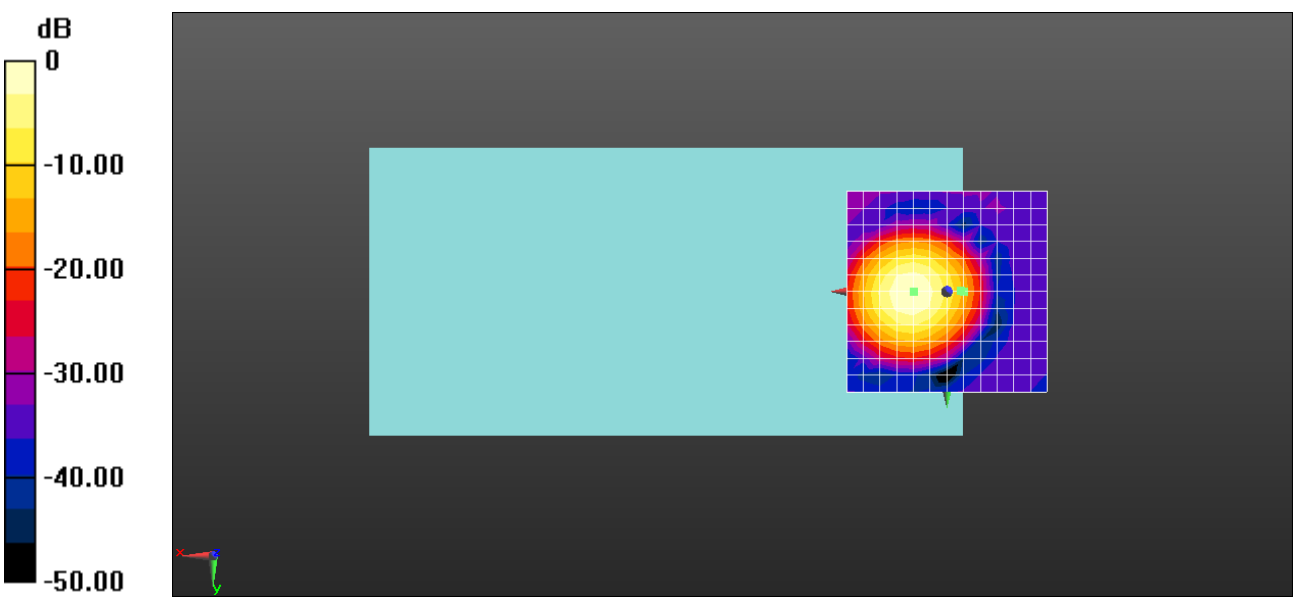

0 dB = 165.0 = 44.35 dB

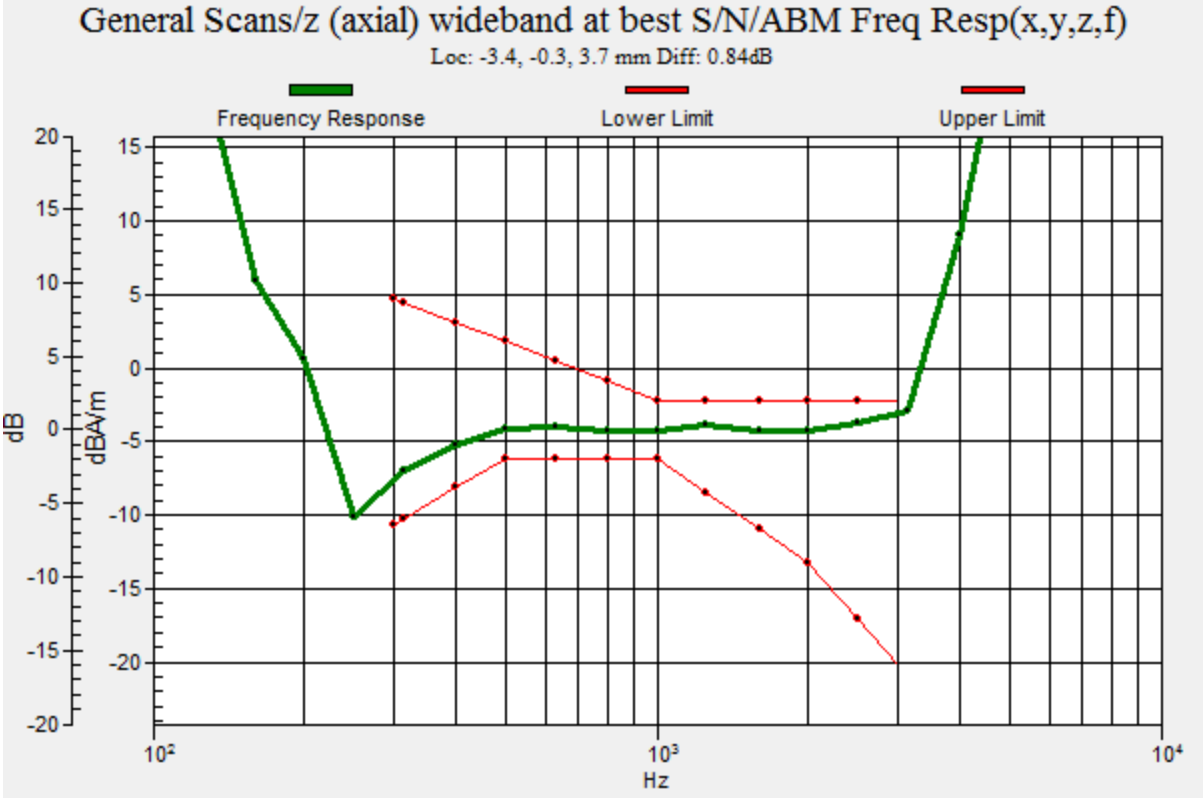
General Scans/z (axial) wideband at best S/N/ABM Freq Resp(x,y,z,f)
Loc: -3.4, -0.3, 3.7 mm Diff: 0.84dB
Frequency Response
Lower Limit
Upper Limit
dB
dBA/m
Hz

Date: 2022-06-28

Test Laboratory: SGS-SAR Lab

SL104D HAC-T-Coil-LTE Band 30 10M QPSK 50RB0 27710CH

DUT: SL104D; Type: Smart Phone; Serial:354222520003155

Communication System: UID 0, LTE-FDD BW 10MHZ (0); Frequency: 2310 MHz;Duty Cycle: 1:1

Medium: Air;Medium parameters used: $\sigma = 0$ S/m, $\varepsilon_r = 1$; $\rho = 0$ kg/m^3
Phantom section: TCoil Section

DASY 5 Configuration:

- Probe: AM1DV3 - 3128; ; Calibrated: 2021-07-26
- Sensor-Surface: 0mm (Fix Surface)
- Electronics: DAE4 Sn1327; Calibrated: 2021-11-05
- Phantom: HAC Test Arch with AMCC; Type: SD HAC P01 BA;
- DASY52 52.10.4(1527); SEMCAD X 14.6.14(7483)

T-Coil scan/General Scans/y (transversal) 4.2mm 50 x 50/ABM SNR(x,y,z) (13x13x1): Measurement grid: dx=10mm, dy=10mm
ABM1/ABM2 = 39.10 dB
ABM1 comp = 5.72 dBA/m
BWC Factor = 0.15 dB
Location: 8.3, -8.3, 3.7 mm

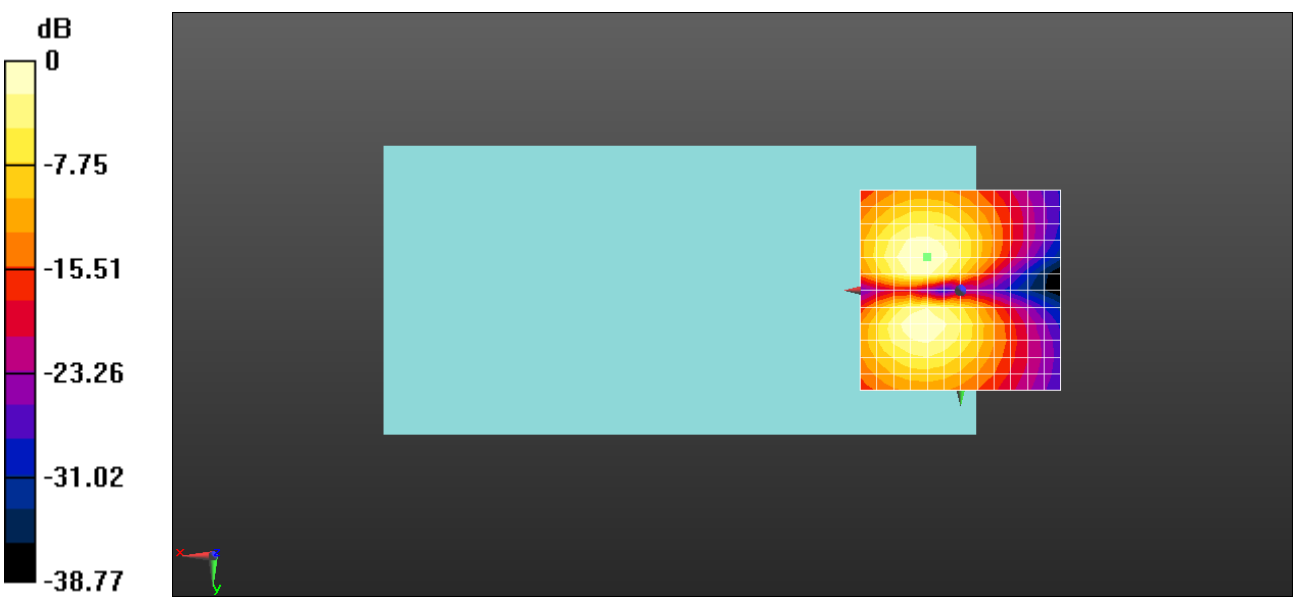

0 dB = 90.16 = 39.10 dB

Date: 2022-06-27

Test Laboratory: SGS-SAR Lab

SL104D HAC-T-Coil-LTE Band 66 20M QPSK 100RB0 132322CH

DUT: SL104D; Type: Smart Phone; Serial:354222520003155

Communication System: UID 0, LTE-FDD BW 20MHz (0); Frequency: 1745 MHz;Duty Cycle: 1:1

Medium: Air;Medium parameters used: $\sigma = 0$ S/m, $\varepsilon_r = 1$; $\rho = 0$ kg/m^3
Phantom section: TCoil Section

DASY 5 Configuration:

- Probe: AM1DV3 - 3128; ; Calibrated: 2021-07-26
- Sensor-Surface: 0mm (Fix Surface)
- Electronics: DAE4 Sn1327; Calibrated: 2021-11-05
- Phantom: HAC Test Arch with AMCC; Type: SD HAC P01 BA;
- DASY52 52.10.4(1527); SEMCAD X 14.6.14(7483)

T-Coil scan/General Scans/z (axial) 4.2mm 50 x 50/ABM SNR(x,y,z) (13x13x1): Measurement grid: dx=10mm, dy=10mm
ABM1/ABM2 = 44.49 dB
ABM1 comp = -1.97 dBA/m
BWC Factor = 0.15 dB
Location: -4.2, 0, 3.7 mm

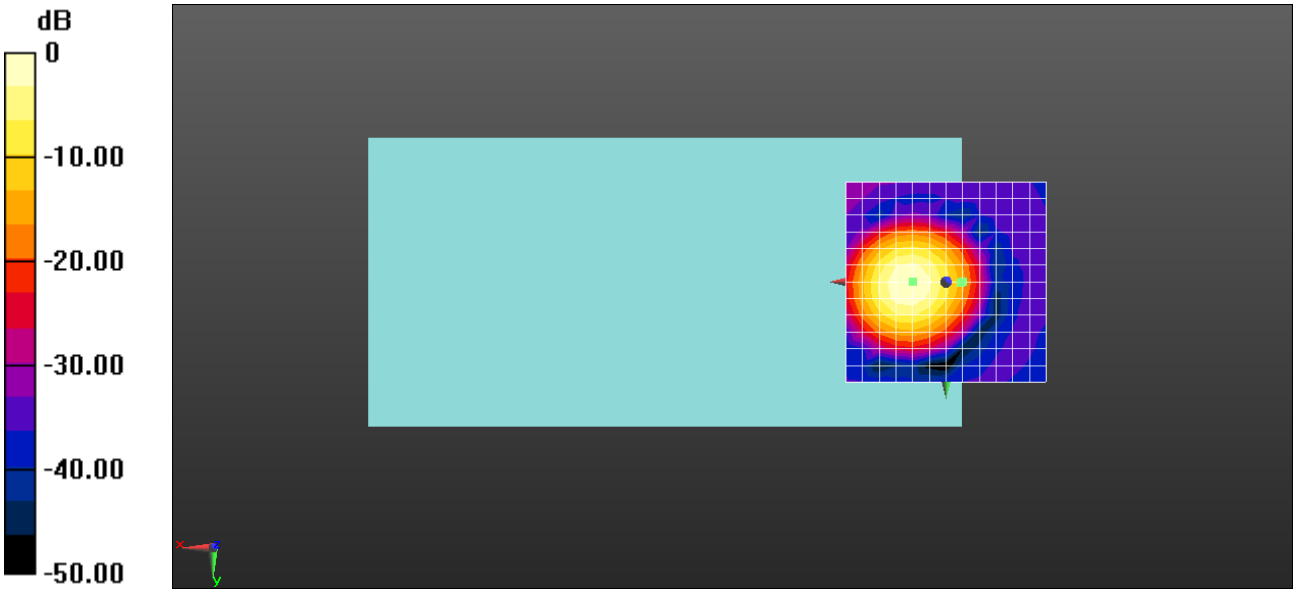

0 dB = 167.7 = 44.49 dB

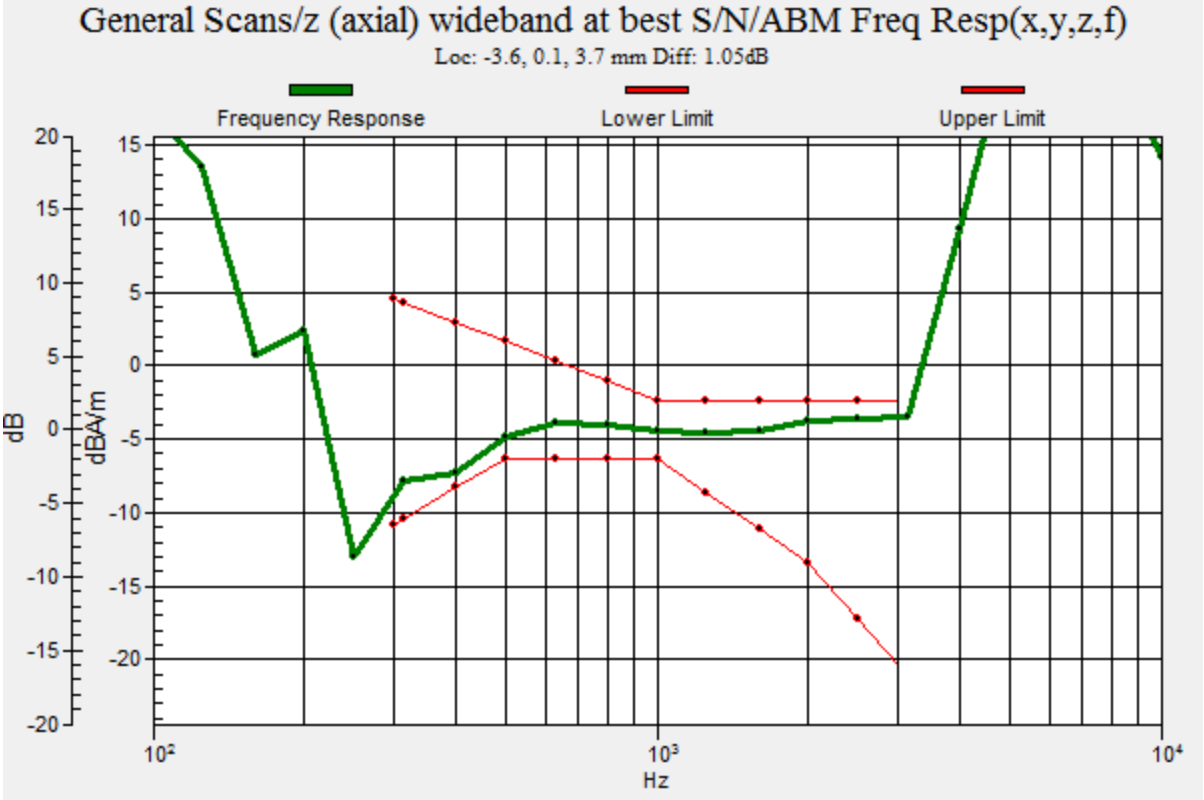
General Scans/z (axial) wideband at best S/N/ABM Freq Resp(x,y,z,f)
Loc: -3.6, 0.1, 3.7 mm Diff: 1.05dB
Frequency Response
Lower Limit
Upper Limit
dB
dBA/m
Hz

Date: 2022-06-27

Test Laboratory: SGS-SAR Lab

SL104D HAC-T-Coil-LTE Band 66 20M QPSK 100RB0 132322CH

DUT: SL104D; Type: Smart Phone; Serial:354222520003155

Communication System: UID 0, LTE-FDD BW 20MHz (0); Frequency: 1745 MHz;Duty Cycle: 1:1

Medium: Air;Medium parameters used: $\sigma = 0$ S/m, $\varepsilon_r = 1$; $\rho = 0$ kg/m^3
Phantom section: TCoil Section

DASY 5 Configuration:

- Probe: AM1DV3 - 3128; ; Calibrated: 2021-07-26
- Sensor-Surface: 0mm (Fix Surface)
- Electronics: DAE4 Sn1327; Calibrated: 2021-11-05
- Phantom: HAC Test Arch with AMCC; Type: SD HAC P01 BA;
- DASY52 52.10.4(1527); SEMCAD X 14.6.14(7483)

T-Coil scan/General Scans/y (transversal) 4.2mm 50 x 50/ABM SNR(x,y,z) (13x13x1): Measurement grid: dx=10mm, dy=10mm
ABM1/ABM2 = 38.57 dB
ABM1 comp = 4.21 dBA/m
BWC Factor = 0.15 dB
Location: 4.2, -8.3, 3.7 mm



0 dB = 84.77 = 38.56 dB

Date: 2022-06-27

Test Laboratory: SGS-SAR Lab

SL104D HAC-T-Coil-LTE Band 71 20M QPSK 100RB0 133322CH

DUT: SL104D; Type: Smart Phone; Serial:354222520003155

Communication System: UID 0, LTE-FDD BW 20MHz (0); Frequency: 683 MHz;Duty Cycle: 1:1

Medium: Air;Medium parameters used: $\sigma = 0$ S/m, $\varepsilon_r = 1$; $\rho = 0$ kg/m^3
Phantom section: TCoil Section

DASY 5 Configuration:

- Probe: AM1DV3 - 3128; ; Calibrated: 2021-07-26
- Sensor-Surface: 0mm (Fix Surface)
- Electronics: DAE4 Sn1327; Calibrated: 2021-11-05
- Phantom: HAC Test Arch with AMCC; Type: SD HAC P01 BA;
- DASY52 52.10.4(1527); SEMCAD X 14.6.14(7483)

T-Coil scan/General Scans/z (axial) 4.2mm 50 x 50/ABM SNR(x,y,z) (13x13x1): Measurement grid: dx=10mm, dy=10mm
ABM1/ABM2 = 44.40 dB
ABM1 comp = -2.02 dBA/m
BWC Factor = 0.15 dB
Location: -4.2, 0, 3.7 mm



0 dB = 166.0 = 44.40 dB

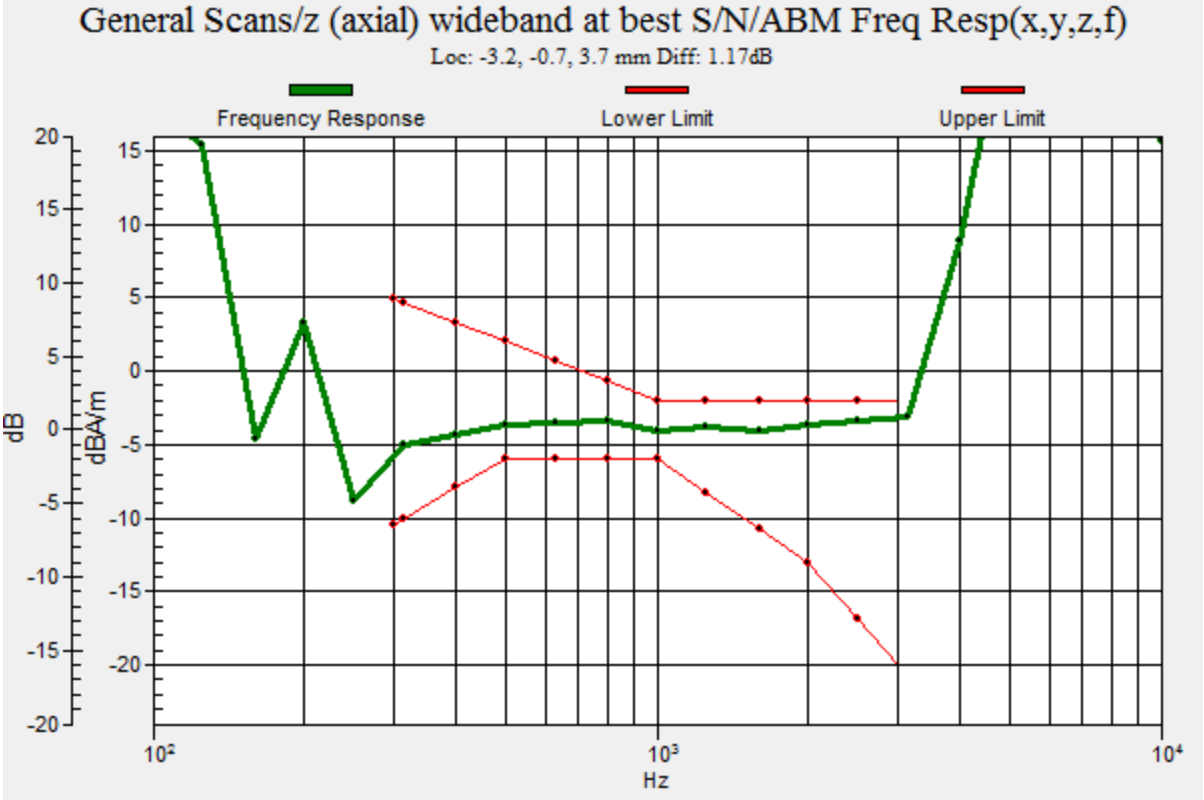
General Scans/z (axial) wideband at best S/N/ABM Freq Resp(x,y,z,f)
Loc: -3.2, -0.7, 3.7 mm Diff: 1.17dB
Frequency Response
Lower Limit
Upper Limit
dB
dBA/m
Hz

Date: 2022-07-03

Test Laboratory: SGS-SAR Lab

SL104D HAC-T-Coil-LTE Band 71 20M QPSK 100RB0 133322CH

DUT: SL104D; Type: Smart Phone; Serial:354222520003155

Communication System: UID 0, LTE-FDD BW 20MHz (0); Frequency: 683 MHz;Duty Cycle: 1:1

Medium: Air;Medium parameters used: $\sigma = 0$ S/m, $\varepsilon_r = 1$; $\rho = 0$ kg/m^3
Phantom section: TCoil Section

DASY 5 Configuration:

- Probe: AM1DV3 - 3128; ; Calibrated: 2021-07-26
- Sensor-Surface: 0mm (Fix Surface)
- Electronics: DAE4 Sn1327; Calibrated: 2021-11-05
- Phantom: HAC Test Arch with AMCC; Type: SD HAC P01 BA;
- DASY52 52.10.4(1527); SEMCAD X 14.6.14(7483)

T-Coil scan/General Scans/y (transversal) 4.2mm 50 x 50/ABM SNR(x,y,z) (13x13x1): Measurement grid: dx=10mm, dy=10mm
ABM1/ABM2 = 42.96 dB
ABM1 comp = 6.94 dBA/m
BWC Factor = 0.15 dB
Location: 8.3, -8.3, 3.7 mm



0 dB = 140.6 = 42.96 dB

Date: 2022-07-04

Test Laboratory: SGS-SAR Lab

SL104D HAC-T-Coil-WiFi 2.4G 802.11b 11Mbps 6CH-WB EVS 13.2kbps

DUT: SL104D; Type: Smart Phone; Serial:354222520003155

Communication System: UID 0, 2.4GHz (0); Frequency: 2437 MHz;Duty Cycle: 1:1

Medium: Air;Medium parameters used: $\sigma = 0$ S/m, $\varepsilon_r = 1$; $\rho = 0$ kg/m^3
Phantom section: TCoil Section

DASY 5 Configuration:

- Probe: AM1DV3 - 3128; ; Calibrated: 2021-07-26
- Sensor-Surface: 0mm (Fix Surface)
- Electronics: DAE4 Sn1327; Calibrated: 2021-11-05
- Phantom: HAC Test Arch with AMCC; Type: SD HAC P01 BA; Serial:
- DASY52 52.10.4(1527); SEMCAD X 14.6.14(7483)

T-Coil scan/General Scans/z (axial) 4.2mm 50 x 50/ABM Interpolated SNR(x,y,z) (121x121x1):

Interpolated grid: dx=1.000 mm, dy=1.000 mm
ABM1/ABM2 = 40.64 dB
ABM1 comp = 8.79 dBA/m
BWC Factor = 0.15 dB
Location: 7.5, 1.2, 3.7 mm



0 dB = 107.7 = 40.64 dB

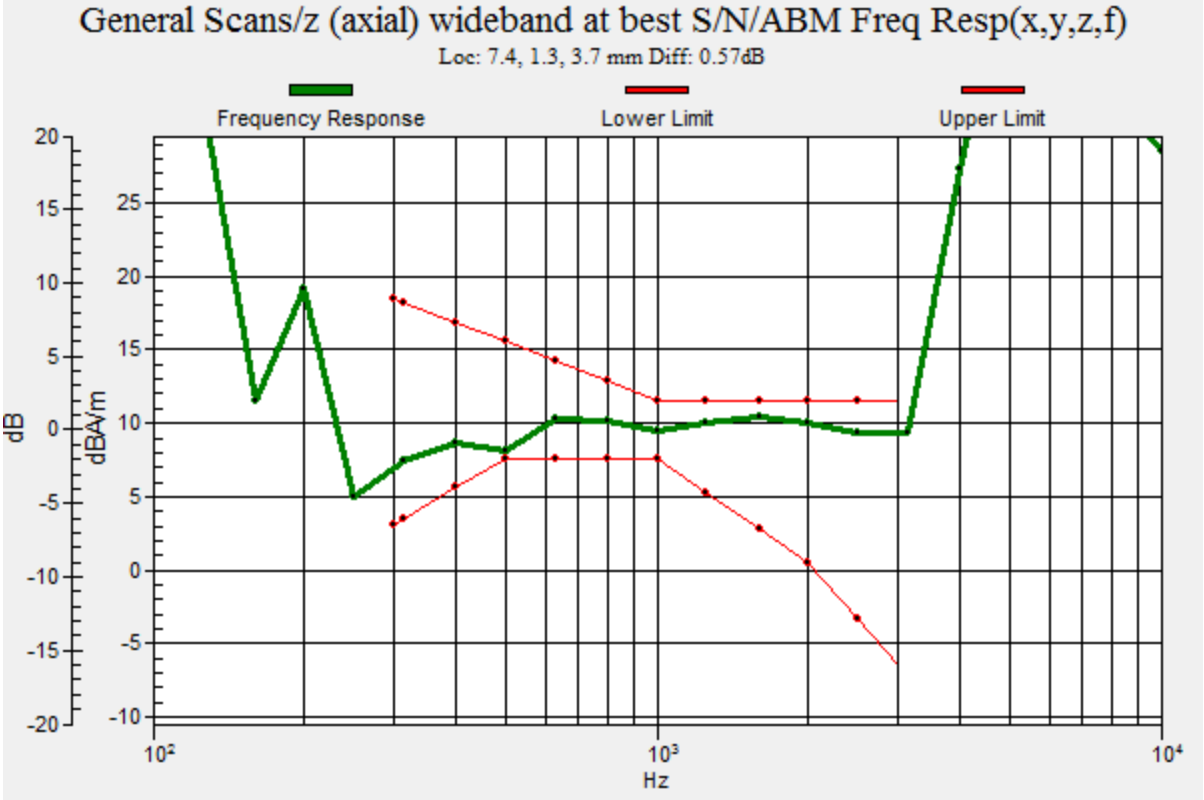
General Scans/z (axial) wideband at best S/N/ABM Freq Resp(x,y,z,f)
Loc: 7.4, 1.3, 3.7 mm Diff: 0.57dB
Frequency Response
Lower Limit
Upper Limit
dB
dBA/m
Hz

Date: 2022-07-04

Test Laboratory: SGS-SAR Lab

SL104D HAC-T-Coil-WiFi 2.4G 802.11b 11Mbps 6CH-WB EVS 13.2kbps

DUT: SL104D; Type: Smart Phone; Serial:354222520003155

Communication System: UID 0, 2.4GHz (0); Frequency: 2437 MHz;Duty Cycle: 1:1

Medium: Air;Medium parameters used: $\sigma = 0$ S/m, $\varepsilon_r = 1$; $\rho = 0$ kg/m^3
Phantom section: TCoil Section

DASY 5 Configuration:

- Probe: AM1DV3 - 3128; ; Calibrated: 2021-07-26
- Sensor-Surface: 0mm (Fix Surface)
- Electronics: DAE4 Sn1327; Calibrated: 2021-11-05
- Phantom: HAC Test Arch with AMCC; Type: SD HAC P01 BA; Serial:
- DASY52 52.10.4(1527); SEMCAD X 14.6.14(7483)

T-Coil scan/General Scans/y (transversal) 4.2mm 50 x 50/ABM Interpolated SNR(x,y,z) (121x121x1):

Interpolated grid: dx=1.000 mm, dy=1.000 mm
ABM1/ABM2 = 34.21 dB
ABM1 comp = 2.76 dBA/m
BWC Factor = 0.15 dB
Location: 7.1, -8.8, 3.7 mm



0 dB = 51.37 = 34.21 dB

Date: 2022-07-04

Test Laboratory: SGS-SAR Lab

SL104D HAC-VOIP-LTE Band 26 15M QPSK 75RB_0 26865CH-OPUS 40kbps

DUT: SL104D; Type: Smart Phone; Serial:354222520003155

Communication System: UID 0, LTE-FDD BW 15MHz (0); Frequency: 831.5 MHz;Duty Cycle: 1:1

Medium: Air;Medium parameters used: $\sigma = 0$ S/m, $\varepsilon_r = 1$; $\rho = 0$ kg/m^3
Phantom section: TCoil Section

DASY 5 Configuration:

- Probe: AM1DV3 - 3128; ; Calibrated: 2021-07-26
- Sensor-Surface: 0mm (Fix Surface)
- Electronics: DAE4 Sn1327; Calibrated: 2021-11-05
- Phantom: HAC Test Arch with AMCC; Type: SD HAC P01 BA; Serial:
- DASY52 52.10.4(1527); SEMCAD X 14.6.14(7483)

T-Coil scan/General Scans/z (axial) 4.2mm 50 x 50/ABM Interpolated SNR(x,y,z) (121x121x1):

Interpolated grid: dx=1.000 mm, dy=1.000 mm
ABM1/ABM2 = 50.07 dB
ABM1 comp = 5.27 dBA/m
BWC Factor = 0.14 dB
Location: -3.7, 0, 3.7 mm



0 dB = 318.9 = 50.07 dB

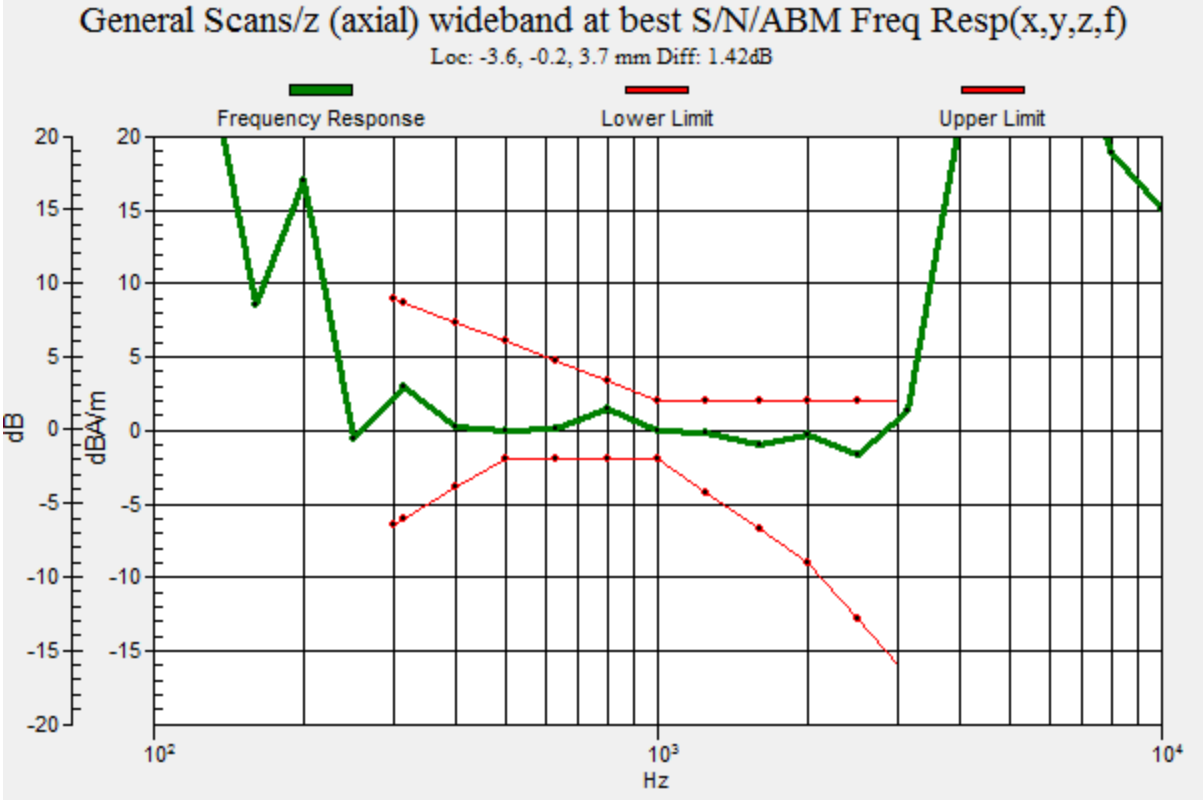
General Scans/z (axial) wideband at best S/N/ABM Freq Resp(x,y,z,f)
Loc: -3.6, -0.2, 3.7 mm Diff: 1.42dB
Frequency Response
Lower Limit
Upper Limit
dB
dBA/m
20
15
10
5
0
-5
-10
-15
-20
10^2
10^3
10^4
Hz

Date: 2022-07-04

Test Laboratory: SGS-SAR Lab

SL104D HAC-VOIP-LTE Band 26 15M QPSK 75RB_0 26865CH-OPUS 40kbps

DUT: SL104D; Type: Smart Phone; Serial:354222520003155

Communication System: UID 0, LTE-FDD BW 15MHz (0); Frequency: 831.5 MHz;Duty Cycle: 1:1

Medium: Air;Medium parameters used: $\sigma = 0$ S/m, $\varepsilon_r = 1$; $\rho = 0$ kg/m^3
Phantom section: TCoil Section

DASY 5 Configuration:

- Probe: AM1DV3 - 3128; ; Calibrated: 2021-07-26
- Sensor-Surface: 0mm (Fix Surface)
- Electronics: DAE4 Sn1327; Calibrated: 2021-11-05
- Phantom: HAC Test Arch with AMCC; Type: SD HAC P01 BA; Serial:
- DASY52 52.10.4(1527); SEMCAD X 14.6.14(7483)

T-Coil scan/General Scans/y (transversal) 4.2mm 50 x 50/ABM Interpolated SNR(x,y,z) (121x121x1):

Interpolated grid: dx=1.000 mm, dy=1.000 mm
ABM1/ABM2 = 41.77 dB
ABM1 comp = 10.34 dBA/m
BWC Factor = 0.14 dB
Location: 9.2, -7.5, 3.7 mm



0 dB = 122.6 = 41.77 dB

Date: 2022-07-04

Test Laboratory: SGS-SAR Lab

SL104D HAC-T-Coil-WiFi 2.4G 802.11b 11Mbps 6CH-OPUS 6kbps

DUT: SL104D; Type: Smart Phone; Serial:354222520003155

Communication System: UID 0, 2.4GHz (0); Frequency: 2437 MHz;Duty Cycle: 1:1

Medium: Air;Medium parameters used: $\sigma = 0$ S/m, $\varepsilon_r = 1$; $\rho = 0$ kg/m^3
Phantom section: TCoil Section

DASY 5 Configuration:

- Probe: AM1DV3 - 3128; ; Calibrated: 2021-07-26
- Sensor-Surface: 0mm (Fix Surface)
- Electronics: DAE4 Sn1327; Calibrated: 2021-11-05
- Phantom: HAC Test Arch with AMCC; Type: SD HAC P01 BA; Serial:
- DASY52 52.10.4(1527); SEMCAD X 14.6.14(7483)

T-Coil scan/General Scans/z (axial) 4.2mm 50 x 50/ABM Interpolated SNR(x,y,z) (121x121x1):

Interpolated grid: dx=1.000 mm, dy=1.000 mm
ABM1/ABM2 = 48.50 dB
ABM1 comp = 8.25 dBA/m
BWC Factor = 0.14 dB
Location: -1.7, 0, 3.7 mm



0 dB = 266.0 = 48.50 dB

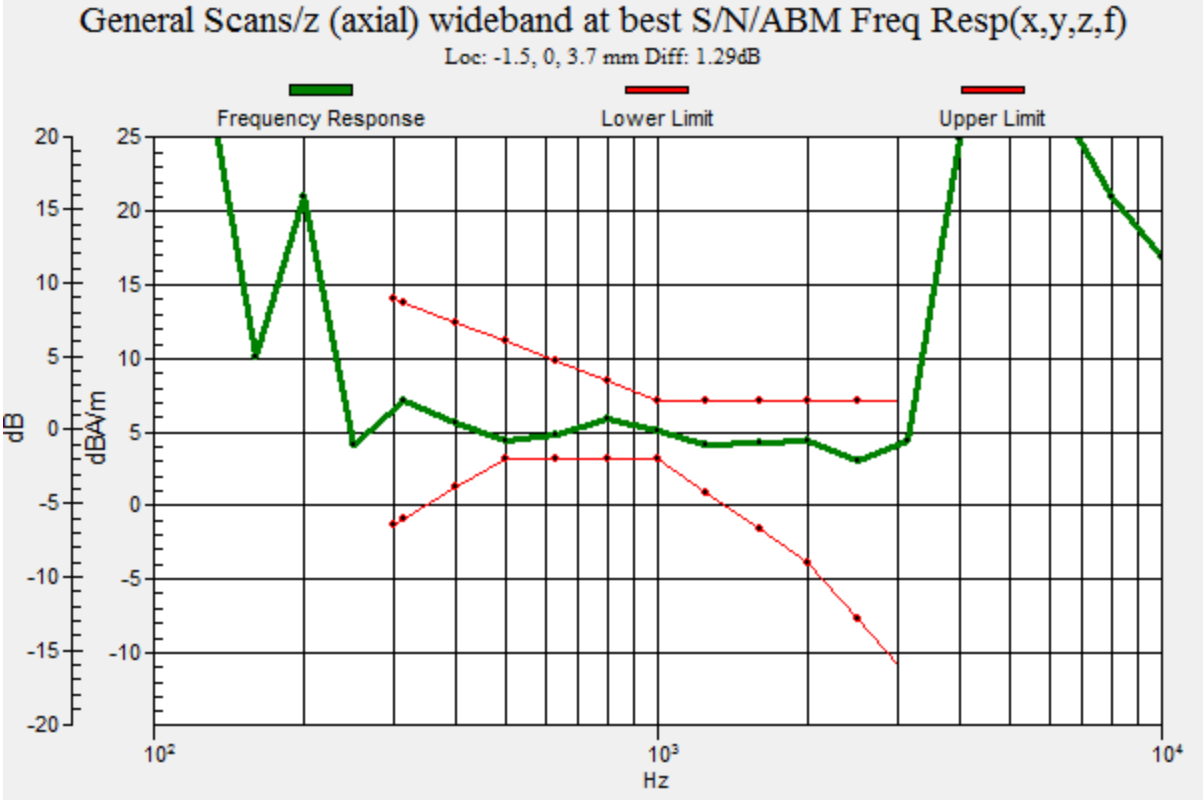
General Scans/z (axial) wideband at best S/N/ABM Freq Resp(x,y,z,f)
Loc: -1.5, 0, 3.7 mm Diff: 1.29dB
Frequency Response
Lower Limit
Upper Limit
dB
dBA/m
Hz

Date: 2022-07-04

Test Laboratory: SGS-SAR Lab

SL104D HAC-T-Coil-WiFi 2.4G 802.11b 11Mbps 6CH-OPUS 6kbps

DUT: SL104D; Type: Smart Phone; Serial:354222520003155

Communication System: UID 0, 2.4GHz (0); Frequency: 2437 MHz;Duty Cycle: 1:1

Medium: Air;Medium parameters used: $\sigma = 0$ S/m, $\varepsilon_r = 1$; $\rho = 0$ kg/m^3
Phantom section: TCoil Section

DASY 5 Configuration:

- Probe: AM1DV3 - 3128; ; Calibrated: 2021-07-26
- Sensor-Surface: 0mm (Fix Surface)
- Electronics: DAE4 Sn1327; Calibrated: 2021-11-05
- Phantom: HAC Test Arch with AMCC; Type: SD HAC P01 BA; Serial:
- DASY52 52.10.4(1527); SEMCAD X 14.6.14(7483)

T-Coil scan/General Scans/y (transversal) 4.2mm 50 x 50/ABM Interpolated SNR(x,y,z) (121x121x1):

Interpolated grid: dx=1.000 mm, dy=1.000 mm
ABM1/ABM2 = 41.98 dB
ABM1 comp = 11.75 dBA/m
BWC Factor = 0.14 dB
Location: 7.9, -8.8, 3.7 mm



0 dB = 125.6 = 41.98 dB