Test Results:

A symbol (dB V/) in the test plot below means (dBμV/m)

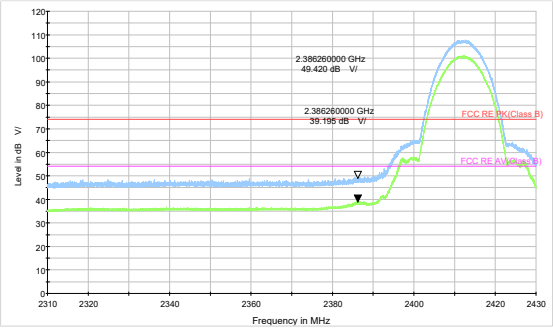

802.11b-Channel 1 Peak+ Average

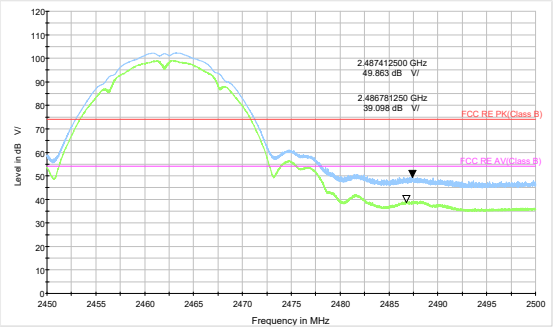

802.11b-Channel 11 Peak+ Average

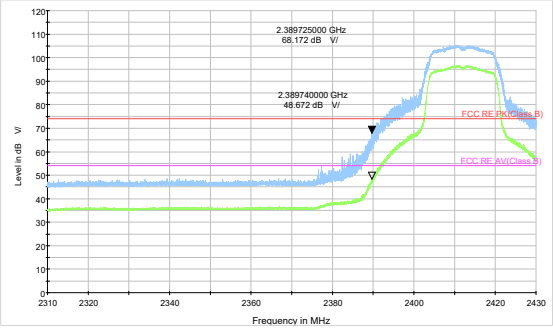

802.11g-Channel 1 Peak+ Average

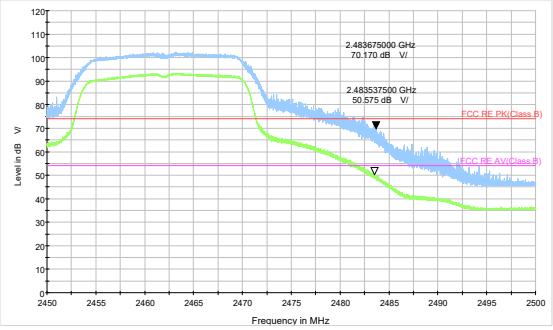

802.11g-Channel 11 Peak+ Average

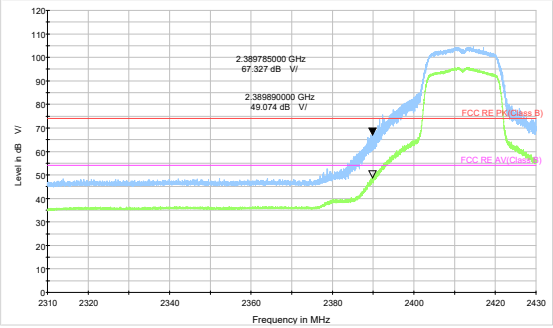

802.11n HT20 -Channel 1 Peak+ Average

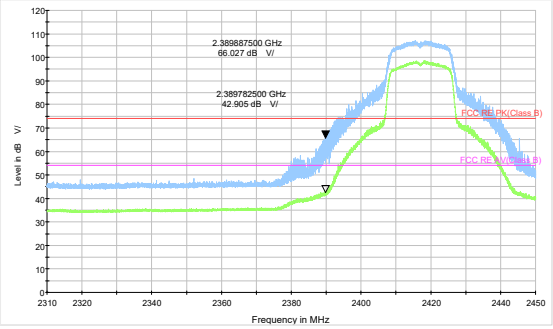

802.11n HT20 -Channel 2 Peak+ Average

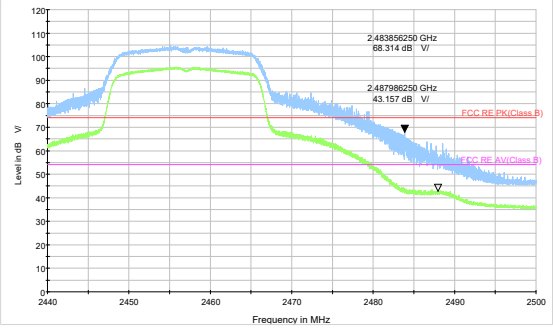

802.11n HT20 -Channel 10 Peak+ Average

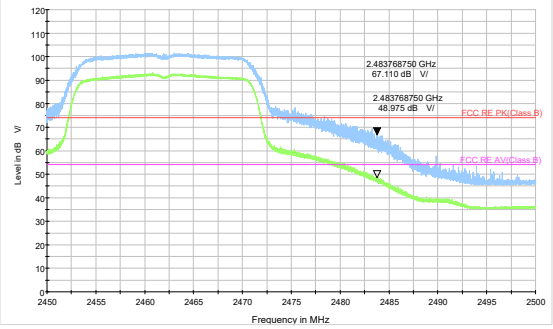

802.11n HT20 -Channel 11 Peak+ Average

This report shall not be reproduced except in full, without the written approval of TA Technology (Shanghai) Co., Ltd.

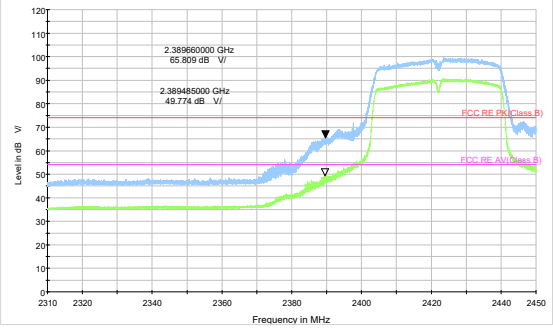

802.11n HT40 –Channel 3 Peak+ Average

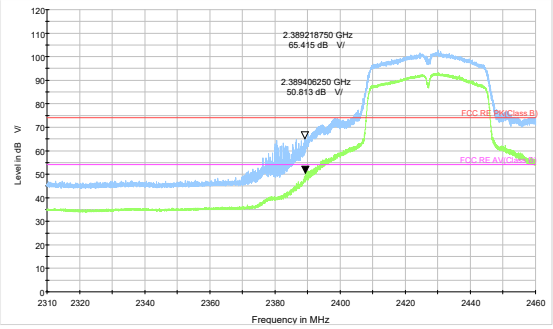

802.11n HT40 –Channel 4 Peak+ Average

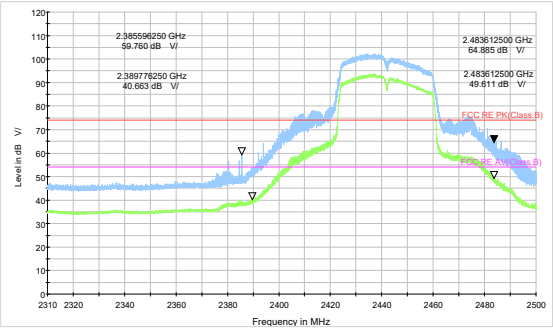

802.11n HT40 –Channel 7 Peak+ Average

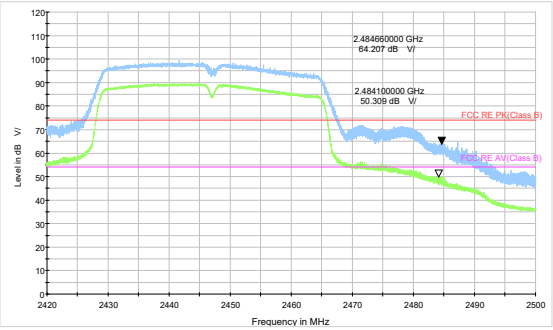

802.11n HT40 –Channel 8 Peak+ Average

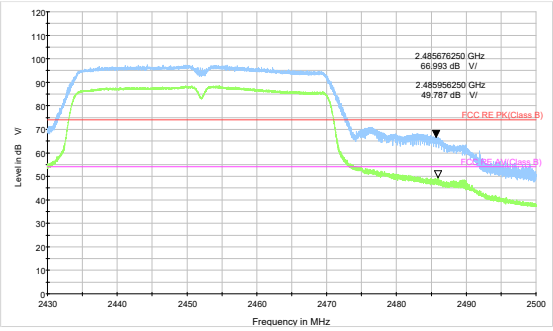

802.11n HT40 –Channel 9 Peak+ Average

After the pretest, Bluetooth LE (1M) was selected as the worst Mode for Bluetooth LE.

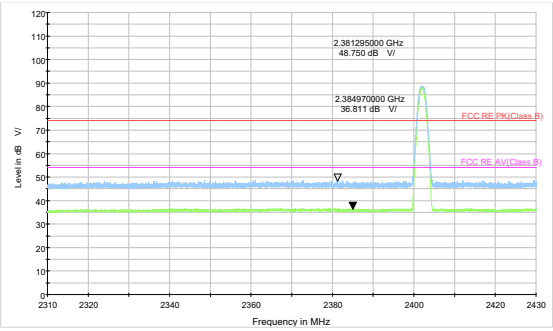

Bluetooth LE (1M) Channel 0 Peak+ Average

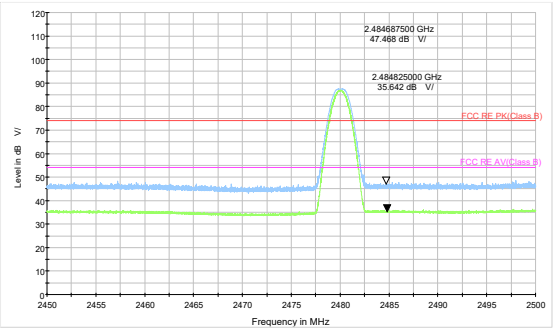

Bluetooth LE (1M) Channel 39 Peak+ Average

This report shall not be reproduced except in full, without the written approval of TA Technology (Shanghai) Co., Ltd.

Result of RE

Test result

Sweep the whole frequency band through the range from 9kHz to the 10th harmonic of the carrier, the Emissions in the frequency band 9kHz-30MHz and 18GHz-26.5GHz are more than 20dB below the limit are not reported.

The following graphs display the maximum values of horizontal and vertical by software.
For above 1GHz, Blue trace uses the peak detection, Green trace uses the average detection.

Continuous TX mode:

Wi-Fi 2.4G

During the test, the Radiates Emission from 30MHz to 1GHz was performed in all modes with all channels, 802.11b CH11 are selected as the worst condition. The test data of the worst-case condition was recorded in this report.

A symbol (dB V/) in the test plot below means (dBμV/m)

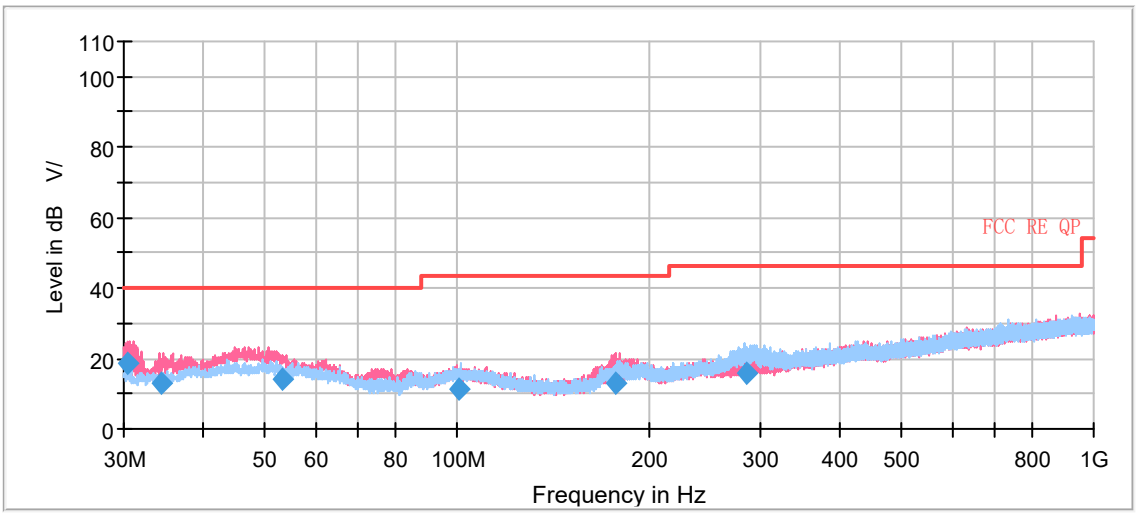

Radiates Emission from 30MHz to 1GHz

Frequency (MHz)	Quasi-Peak (dBμV/m)	Limit (dBμV/m)	Margin (dB)	Height (cm)	Polarization	Azimuth (deg)	Correct Factor (dB)
30.334333	18.47	40.00	21.53	100.0	V	277.0	17.0
34.322333	13.23	40.00	26.77	177.0	V	9.0	17.4
53.342000	14.23	40.00	25.77	110.0	V	308.0	20.3
101.146000	11.23	43.50	31.77	207.0	H	223.0	18.7
177.684333	13.04	43.50	30.46	100.0	V	271.0	16.1
284.247333	16.00	46.00	30.00	102.0	H	203.0	20.1

Remark: 1. Correction Factor = Antenna factor + Insertion loss (cable loss + amplifier gain)
2. Margin = Limit – Quasi-Peak

This report shall not be reproduced except in full, without the written approval of TA Technology (Shanghai) Co., Ltd.

802.11b CH1

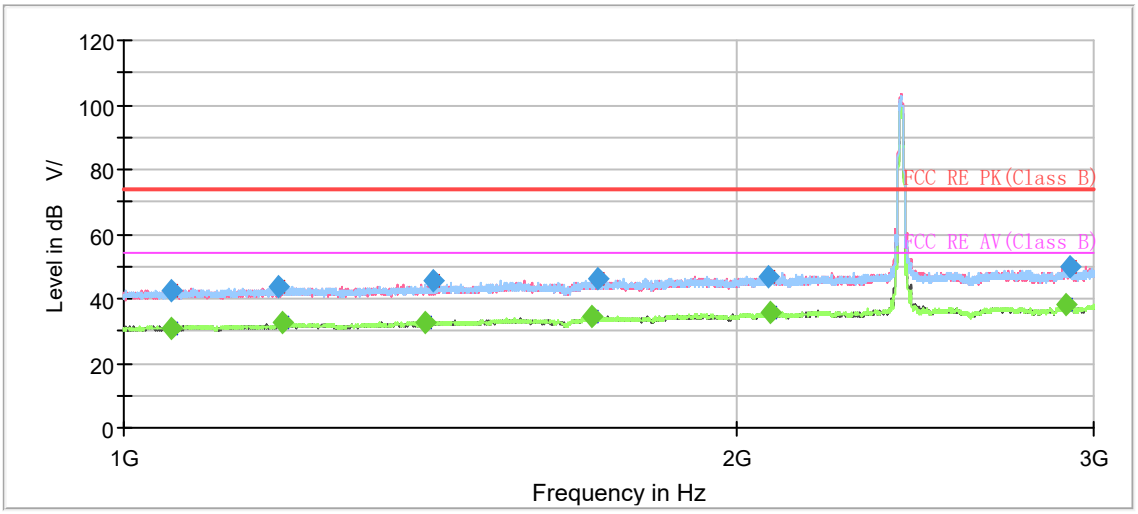

Note: The signal beyond the limit is carrier.

Radiates Emission from 1GHz to 3GHz

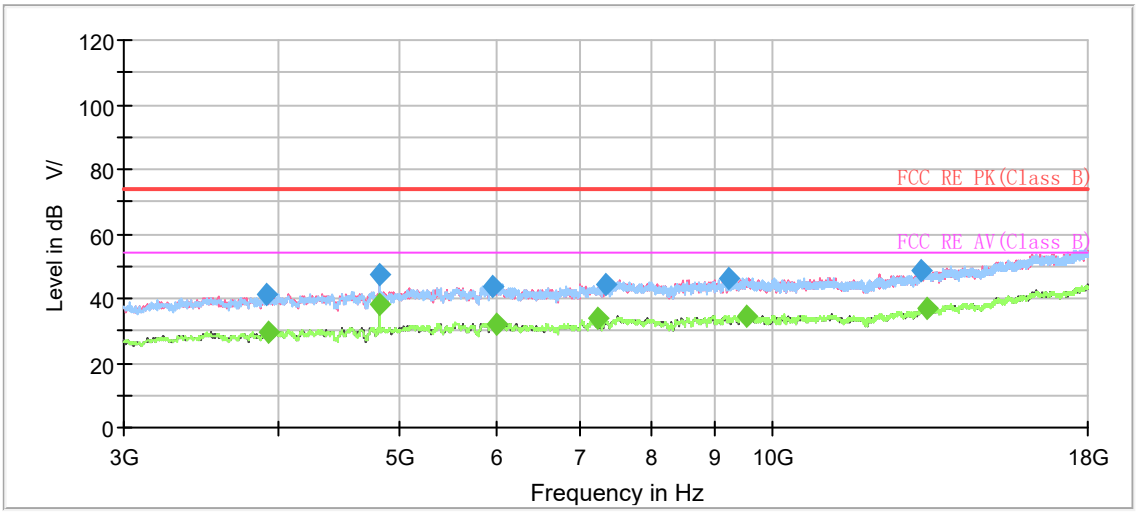

Radiates Emission from 3GHz to 18GHz

This report shall not be reproduced except in full, without the written approval of TA Technology (Shanghai) Co., Ltd.

Frequency (MHz)	MaxPeak (dBµV/m)	Average (dBµV/m)	Limit (dBµV/m)	Margin (dB)	Meas. Time (ms)	Height (cm)	Pol	Azimuth (deg)	Corr. (dB/m)
1056.000000	---	31.00	54.00	23.00	500.0	100.0	V	350.0	-8.4
1056.250000	42.56	---	74.00	31.44	500.0	200.0	H	225.0	-8.4
1191.250000	43.45	---	74.00	30.55	500.0	100.0	H	120.0	-7.5
1198.000000	---	32.34	54.00	21.66	500.0	100.0	H	151.0	-7.4
1406.500000	---	32.88	54.00	21.12	500.0	100.0	H	165.0	-6.2
1420.750000	45.76	---	74.00	28.24	500.0	100.0	H	208.0	-6.1
1699.500000	---	34.38	54.00	19.62	500.0	100.0	H	93.0	-4.5
1712.500000	46.04	---	74.00	27.96	500.0	100.0	H	217.0	-4.5
2077.250000	46.73	---	74.00	27.27	500.0	200.0	V	56.0	-2.5
2079.500000	---	35.49	54.00	18.51	500.0	200.0	V	151.0	-2.5
2906.250000	---	37.92	54.00	16.08	500.0	200.0	V	187.0	0.9
2918.750000	49.95	---	74.00	24.05	500.0	200.0	H	238.0	0.9
4822.500000	---	38.28	54.00	15.72	500.0	200.0	H	158.0	-3.0

Remark: 1. Correction Factor = Antenna factor + Insertion loss (cable loss + amplifier gain)
2. Margin = Limit –MAX Peak/ Average

This report shall not be reproduced except in full, without the written approval of TA Technology (Shanghai) Co., Ltd.

802.11b CH6

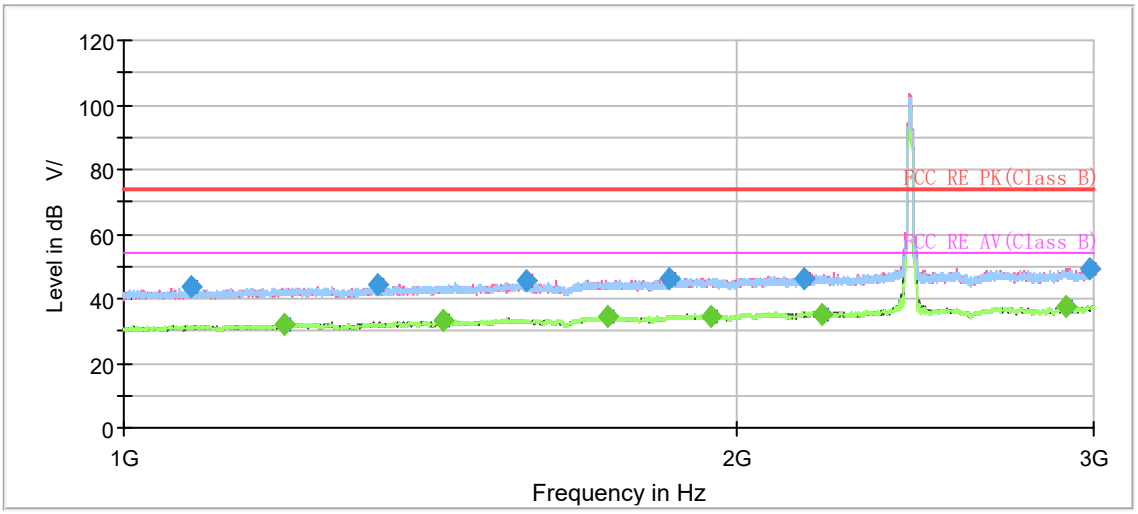

Note: The signal beyond the limit is carrier.

Radiates Emission from 1GHz to 3GHz

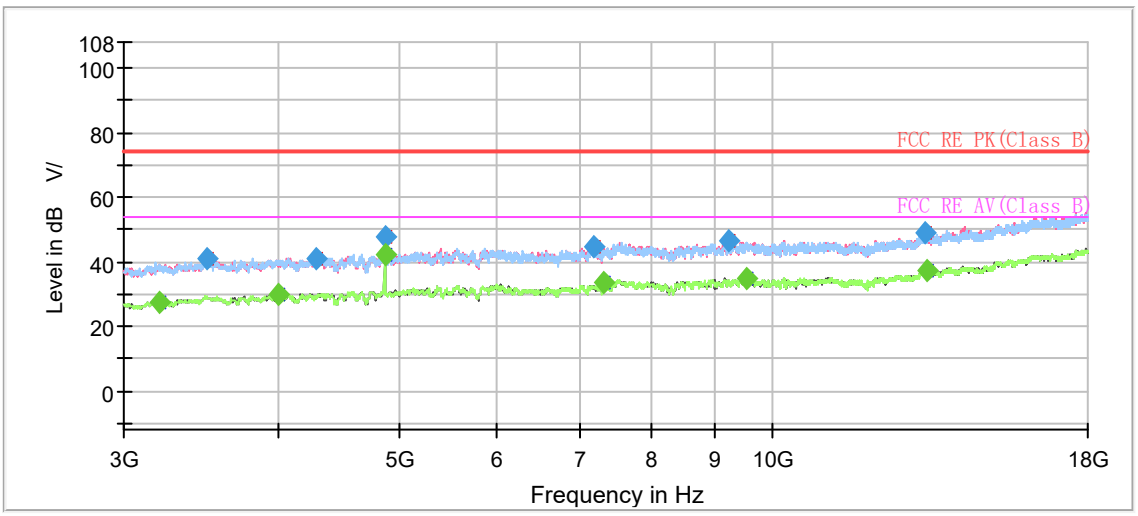

Radiates Emission from 3GHz to 18GHz

This report shall not be reproduced except in full, without the written approval of TA Technology (Shanghai) Co., Ltd.

Frequency (MHz)	MaxPeak (dBµV/m)	Average (dBµV/m)	Limit (dBµV/m)	Margin (dB)	Meas. Time (ms)	Height (cm)	Pol	Azimuth (deg)	Corr. (dB/m)
1080.250000	43.52	---	74.00	30.48	500.0	100.0	H	51.0	-8.2
1198.750000	---	31.91	54.00	22.09	500.0	200.0	H	225.0	-7.4
1334.250000	44.52	---	74.00	29.48	500.0	200.0	H	296.0	-6.6
1434.500000	---	33.11	54.00	20.89	500.0	200.0	H	216.0	-6.0
1577.750000	45.62	---	74.00	28.38	500.0	100.0	V	197.0	-5.1
1728.750000	---	34.20	54.00	19.80	500.0	200.0	H	253.0	-4.4
1853.250000	46.23	---	74.00	27.77	500.0	200.0	V	29.0	-3.7
1945.750000	---	34.24	54.00	19.76	500.0	100.0	V	225.0	-3.2
2160.750000	46.41	---	74.00	27.59	500.0	100.0	V	230.0	-2.2
2206.750000	---	35.11	54.00	18.89	500.0	100.0	V	306.0	-2.0
2904.500000	---	37.70	54.00	16.30	500.0	200.0	H	354.0	0.9
2983.250000	49.26	---	74.00	24.74	500.0	100.0	H	70.0	1.2
4873.125000	---	42.11	54.00	11.89	500.0	200.0	H	174.0	-2.8

Remark: 1. Correction Factor = Antenna factor + Insertion loss (cable loss + amplifier gain)
2. Margin = Limit –MAX Peak/ Average

This report shall not be reproduced except in full, without the written approval of TA Technology (Shanghai) Co., Ltd.

802.11b CH11

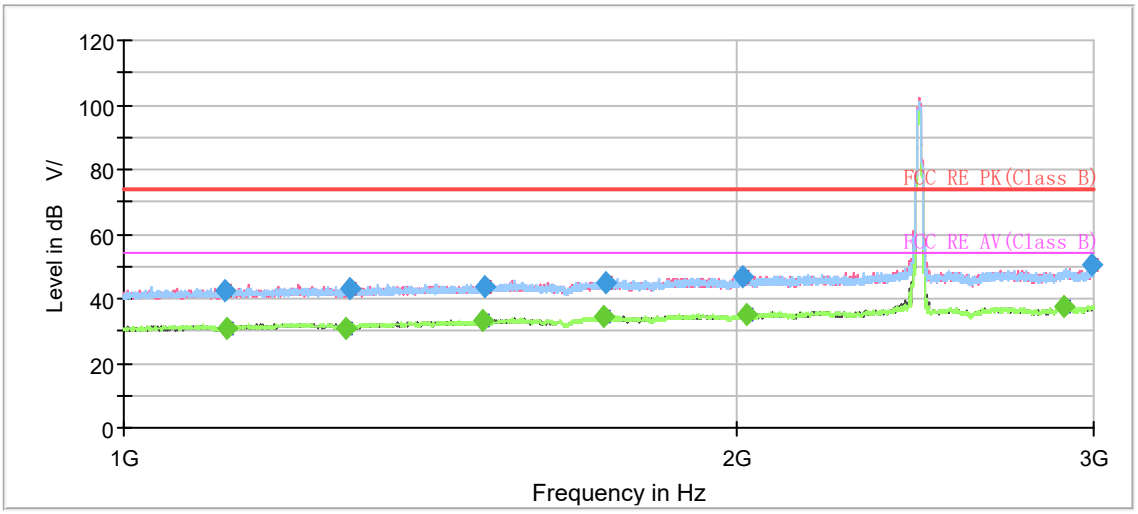

Note: The signal beyond the limit is carrier.

Radiates Emission from 1GHz to 3GHz

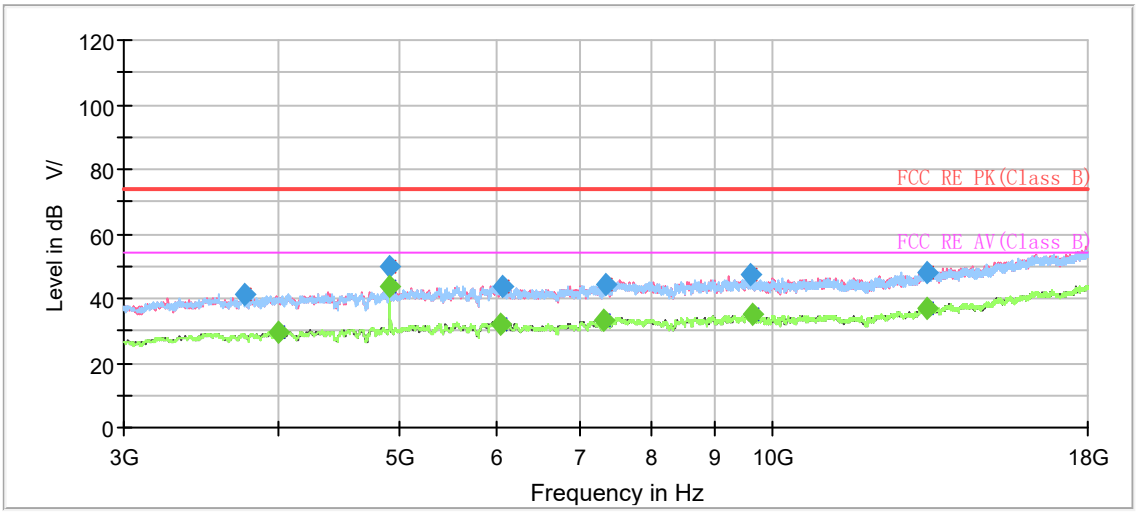

Radiates Emission from 3GHz to 18GHz

This report shall not be reproduced except in full, without the written approval of TA Technology (Shanghai) Co., Ltd.

Frequency (MHz)	MaxPeak (dBµV/m)	Average (dBµV/m)	Limit (dBµV/m)	Margin (dB)	Meas. Time (ms)	Height (cm)	Pol	Azimuth (deg)	Corr. (dB/m)
1121.750000	42.63	---	74.00	31.37	500.0	100.0	V	341.0	-8.0
1122.750000	---	30.97	54.00	23.03	500.0	100.0	V	152.0	-8.0
1285.500000	---	31.07	54.00	22.93	500.0	200.0	V	106.0	-7.0
1291.250000	42.99	---	74.00	31.01	500.0	200.0	H	269.0	-6.9
1502.250000	---	33.10	54.00	20.90	500.0	200.0	H	0.0	-5.5
1506.500000	43.50	---	74.00	30.50	500.0	100.0	V	229.0	-5.5
1722.250000	---	34.17	54.00	19.83	500.0	100.0	H	18.0	-4.4
1726.750000	44.96	---	74.00	29.04	500.0	200.0	H	333.0	-4.4
2013.750000	46.95	---	74.00	27.05	500.0	200.0	H	98.0	-2.8
2027.000000	---	35.34	54.00	18.66	500.0	200.0	V	120.0	-2.7
2897.500000	---	37.62	54.00	16.38	500.0	100.0	V	229.0	0.8
2990.000000	50.16	---	74.00	23.84	500.0	200.0	H	243.0	1.3
4923.750000	---	43.66	54.00	10.34	500.0	200.0	H	153.0	-2.8

Remark: 1. Correction Factor = Antenna factor + Insertion loss (cable loss + amplifier gain)
2. Margin = Limit –MAX Peak/ Average

This report shall not be reproduced except in full, without the written approval of TA Technology (Shanghai) Co., Ltd.

802.11g CH1

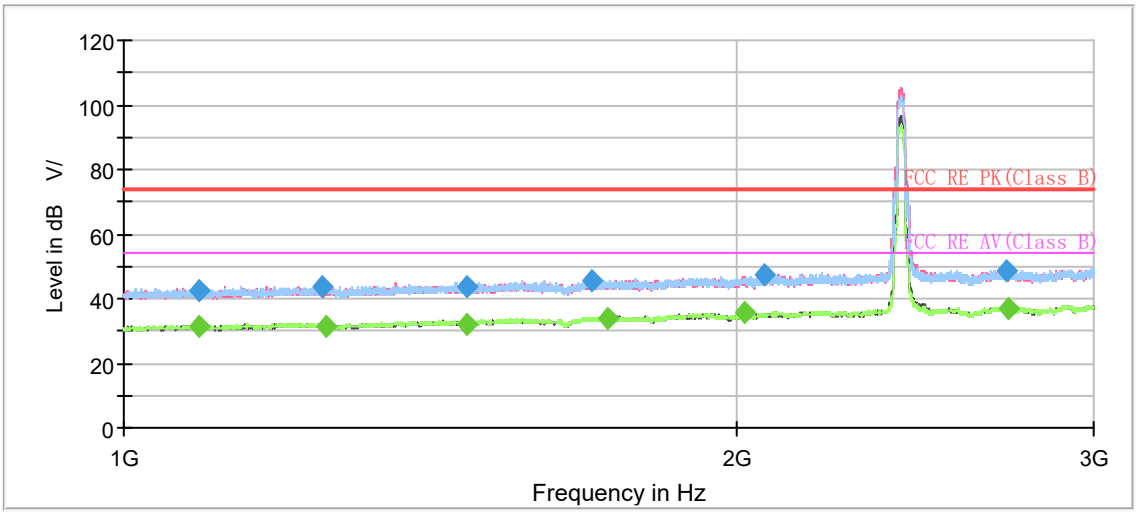

Note: The signal beyond the limit is carrier.

Radiates Emission from 1GHz to 3GHz

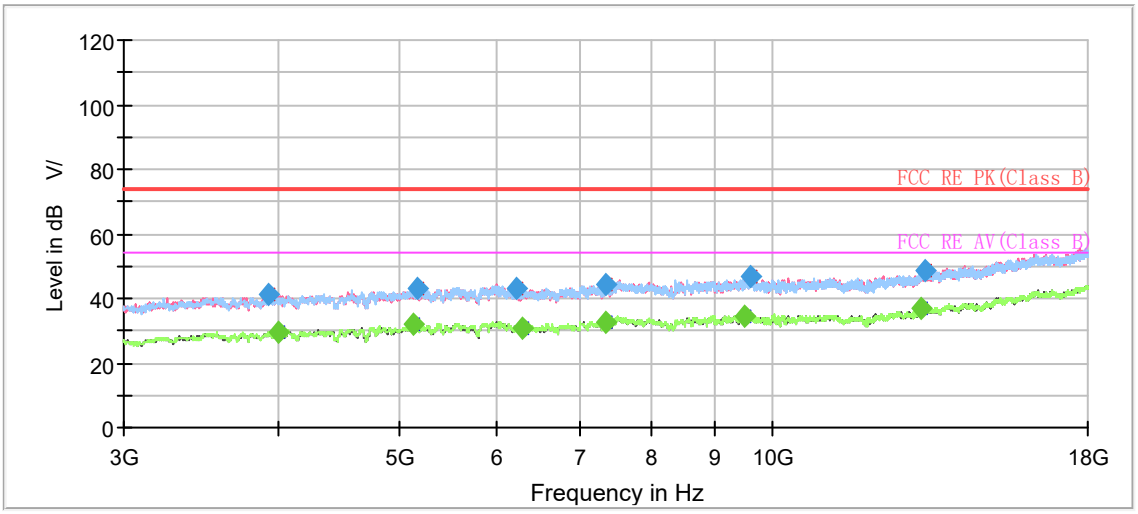

Radiates Emission from 3GHz to 18GHz

This report shall not be reproduced except in full, without the written approval of TA Technology (Shanghai) Co., Ltd.

Frequency (MHz)	MaxPeak (dBµV/m)	Average (dBµV/m)	Limit (dBµV/m)	Margin (dB)	Meas. Time (ms)	Height (cm)	Pol	Azimuth (deg)	Corr. (dB/m)
1088.750000	---	31.45	54.00	22.55	500.0	100.0	H	160.0	-8.2
1089.750000	42.21	---	74.00	31.79	500.0	200.0	V	150.0	-8.2
1251.000000	43.47	---	74.00	30.53	500.0	100.0	V	75.0	-7.2
1258.750000	---	31.66	54.00	22.34	500.0	200.0	V	141.0	-7.1
1476.000000	---	32.18	54.00	21.82	500.0	100.0	V	193.0	-5.7
1476.000000	43.59	---	74.00	30.41	500.0	100.0	H	195.0	-5.7
1699.250000	45.73	---	74.00	28.27	500.0	100.0	V	18.0	-4.5
1730.000000	---	34.04	54.00	19.96	500.0	200.0	H	162.0	-4.4
2018.750000	---	35.41	54.00	18.59	500.0	200.0	V	249.0	-2.8
2066.250000	47.59	---	74.00	26.41	500.0	100.0	H	337.0	-2.6
2716.750000	48.38	---	74.00	25.62	500.0	200.0	H	62.0	0.2
2724.500000	---	36.68	54.00	17.32	500.0	200.0	V	298.0	0.2
13220.625000	---	36.87	54.00	17.13	500.0	200.0	H	217.0	6.7

Remark: 1. Correction Factor = Antenna factor + Insertion loss (cable loss + amplifier gain)
2. Margin = Limit –MAX Peak/ Average

This report shall not be reproduced except in full, without the written approval of TA Technology (Shanghai) Co., Ltd.

802.11g CH6

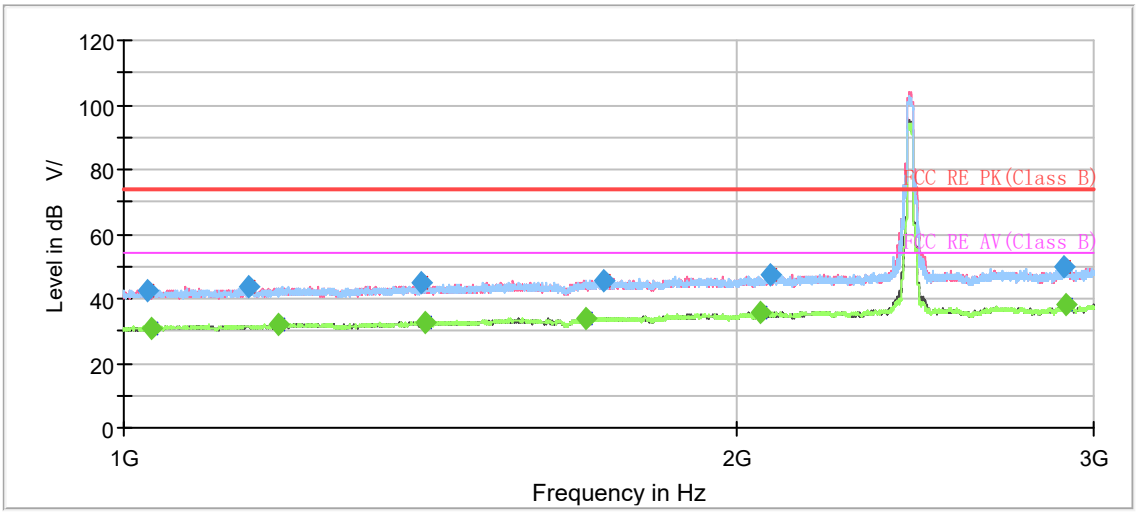

Note: The signal beyond the limit is carrier.

Radiates Emission from 1GHz to 3GHz

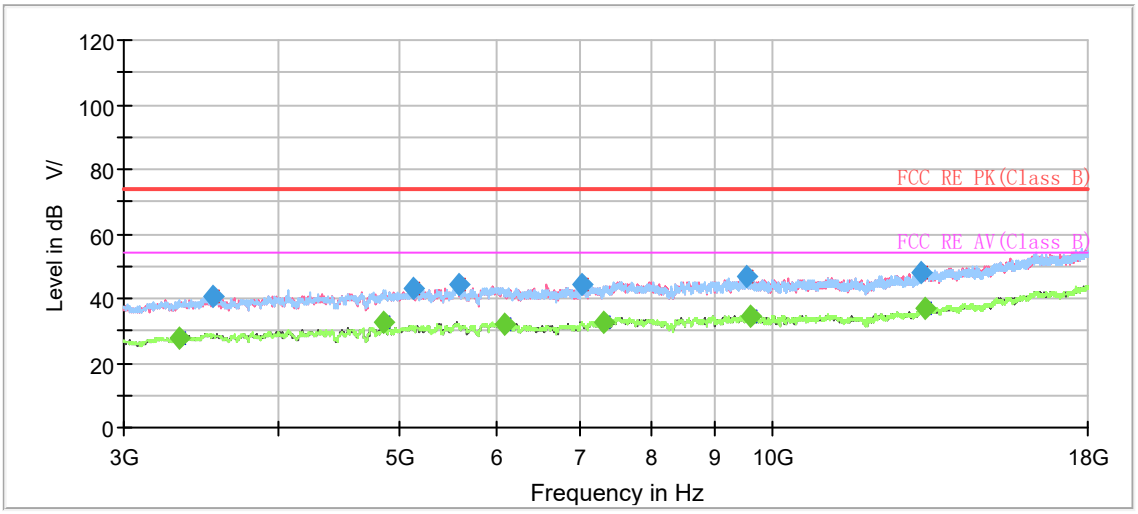

Radiates Emission from 3GHz to 18GHz

This report shall not be reproduced except in full, without the written approval of TA Technology (Shanghai) Co., Ltd.

Frequency (MHz)	MaxPeak (dBµV/m)	Average (dBµV/m)	Limit (dBµV/m)	Margin (dB)	Meas. Time (ms)	Height (cm)	Pol	Azimuth (deg)	Corr. (dB/m)
1027.750000	42.70	---	74.00	31.30	500.0	200.0	V	145.0	-8.6
1031.500000	---	30.54	54.00	23.46	500.0	200.0	V	154.0	-8.6
1151.500000	43.59	---	74.00	30.41	500.0	100.0	H	211.0	-7.8
1192.250000	---	31.96	54.00	22.04	500.0	200.0	H	119.0	-7.5
1400.250000	44.64	---	74.00	29.37	500.0	100.0	H	107.0	-6.2
1406.500000	---	32.89	54.00	21.11	500.0	100.0	H	314.0	-6.2
1689.750000	---	34.08	54.00	19.92	500.0	200.0	H	261.0	-4.6
1722.000000	45.84	---	74.00	28.16	500.0	100.0	H	243.0	-4.4
2056.500000	---	35.46	54.00	18.54	500.0	100.0	H	112.0	-2.6
2079.000000	47.09	---	74.00	26.91	500.0	100.0	V	155.0	-2.5
2903.000000	49.57	---	74.00	24.43	500.0	100.0	V	83.0	0.9
2909.750000	---	38.03	54.00	15.97	500.0	100.0	H	180.0	0.9

Remark: 1. Correction Factor = Antenna factor + Insertion loss (cable loss + amplifier gain)
2. Margin = Limit –MAX Peak/ Average

This report shall not be reproduced except in full, without the written approval of TA Technology (Shanghai) Co., Ltd.

802.11g CH11

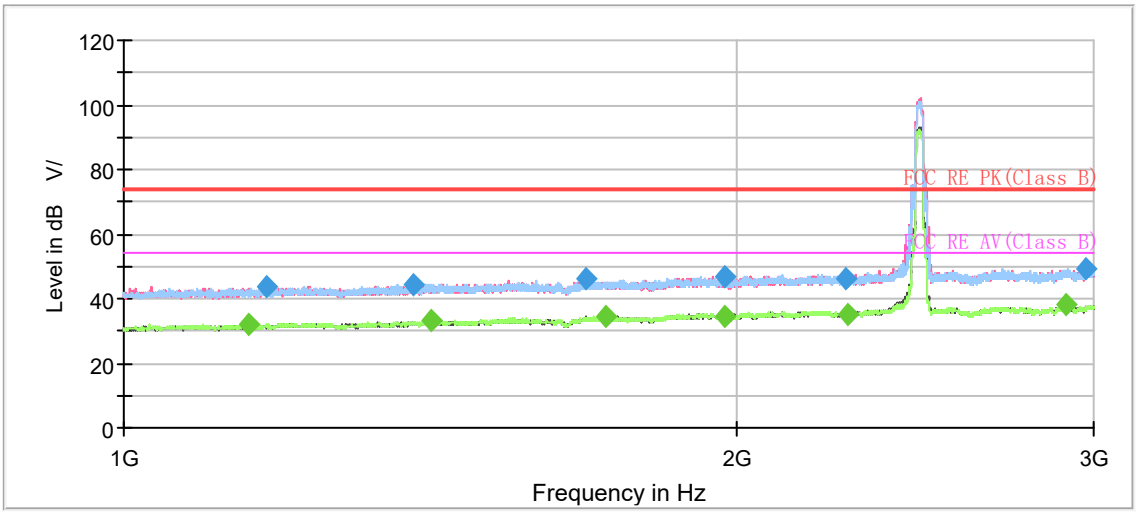

Note: The signal beyond the limit is carrier.

Radiates Emission from 1GHz to 3GHz

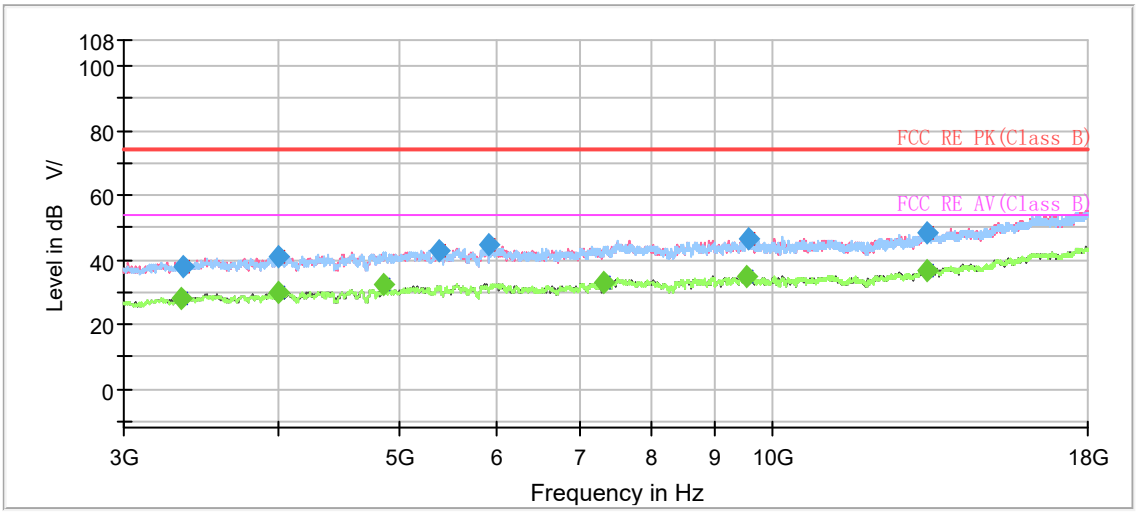

Radiates Emission from 3GHz to 18GHz

This report shall not be reproduced except in full, without the written approval of TA Technology (Shanghai) Co., Ltd.

Frequency (MHz)	MaxPeak (dBμV/m)	Average (dBμV/m)	Limit (dBμV/m)	Margin (dB)	Meas. Time (ms)	Height (cm)	Pol	Azimuth (deg)	Corr. (dB/m)
1152.500000	---	32.20	54.00	21.80	500.0	100.0	V	172.0	-7.8
1176.250000	43.83	---	74.00	30.17	500.0	100.0	V	2.0	-7.6
1389.000000	44.61	---	74.00	29.39	500.0	100.0	H	347.0	-6.3
1415.500000	---	33.01	54.00	20.99	500.0	100.0	H	267.0	-6.1
1689.750000	45.91	---	74.00	28.09	500.0	100.0	V	273.0	-4.6
1727.750000	---	34.34	54.00	19.66	500.0	100.0	V	181.0	-4.4
1975.000000	46.49	---	74.00	27.51	500.0	100.0	H	356.0	-3.1
1975.250000	---	34.36	54.00	19.64	500.0	100.0	H	253.0	-3.1
2266.250000	46.40	---	74.00	27.60	500.0	100.0	H	262.0	-1.8
2268.250000	---	35.24	54.00	18.76	500.0	200.0	V	329.0	-1.8
2909.000000	---	38.00	54.00	16.00	500.0	200.0	V	109.0	0.9
2973.000000	49.31	---	74.00	24.69	500.0	100.0	V	181.0	1.2

Remark: 1. Correction Factor = Antenna factor + Insertion loss (cable loss + amplifier gain)
2. Margin = Limit –MAX Peak/ Average

This report shall not be reproduced except in full, without the written approval of TA Technology (Shanghai) Co., Ltd.

802.11n (HT20) CH1

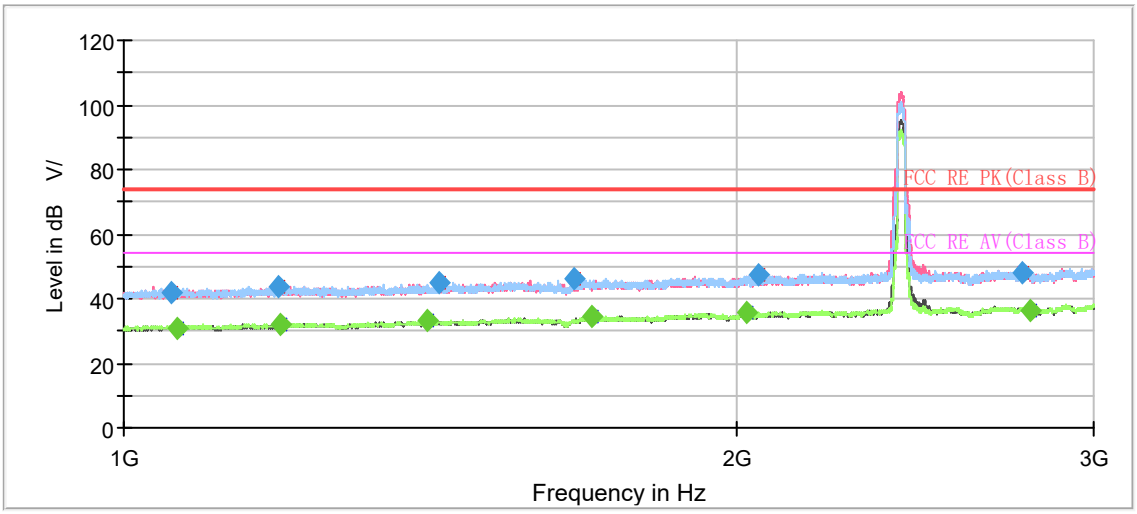

Note: The signal beyond the limit is carrier.

Radiates Emission from 1GHz to 3GHz

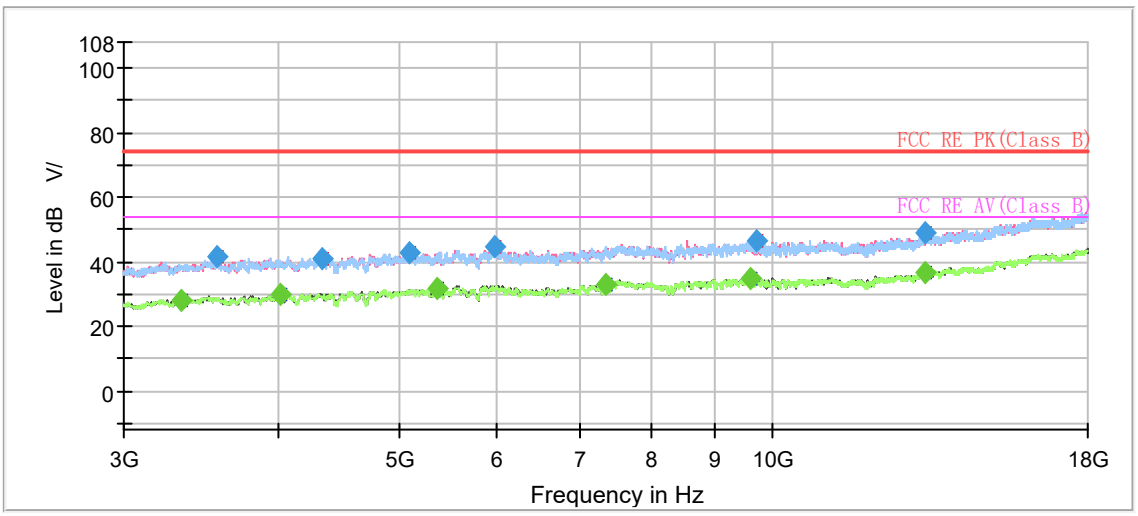

Radiates Emission from 3GHz to 18GHz

This report shall not be reproduced except in full, without the written approval of TA Technology (Shanghai) Co., Ltd.

Frequency (MHz)	MaxPeak (dBµV/m)	Average (dBµV/m)	Limit (dBµV/m)	Margin (dB)	Meas. Time (ms)	Height (cm)	Pol	Azimuth (deg)	Corr. (dB/m)
1055.500000	42.07	---	74.00	31.93	500.0	200.0	V	38.0	-8.4
1063.000000	---	30.98	54.00	23.02	500.0	200.0	V	267.0	-8.3
1191.250000	43.68	---	74.00	30.32	500.0	200.0	V	181.0	-7.5
1193.250000	---	32.04	54.00	21.96	500.0	200.0	H	91.0	-7.5
1411.750000	---	33.09	54.00	20.91	500.0	200.0	H	87.0	-6.1
1429.250000	44.66	---	74.00	29.34	500.0	200.0	H	42.0	-6.0
1666.750000	45.86	---	74.00	28.14	500.0	200.0	H	308.0	-4.7
1699.750000	---	34.30	54.00	19.70	500.0	200.0	V	186.0	-4.5
2022.750000	---	35.50	54.00	18.50	500.0	100.0	H	115.0	-2.8
2050.000000	47.19	---	74.00	26.81	500.0	100.0	H	271.0	-2.6
2769.500000	47.85	---	74.00	26.15	500.0	200.0	V	208.0	0.4
2792.250000	---	36.37	54.00	17.63	500.0	100.0	V	63.0	0.4
13320.000000	---	36.81	54.00	17.19	500.0	200.0	H	198.0	6.9

Remark: 1. Correction Factor = Antenna factor + Insertion loss (cable loss + amplifier gain)
2. Margin = Limit –MAX Peak/ Average

This report shall not be reproduced except in full, without the written approval of TA Technology (Shanghai) Co., Ltd.

802.11n (HT20) CH2

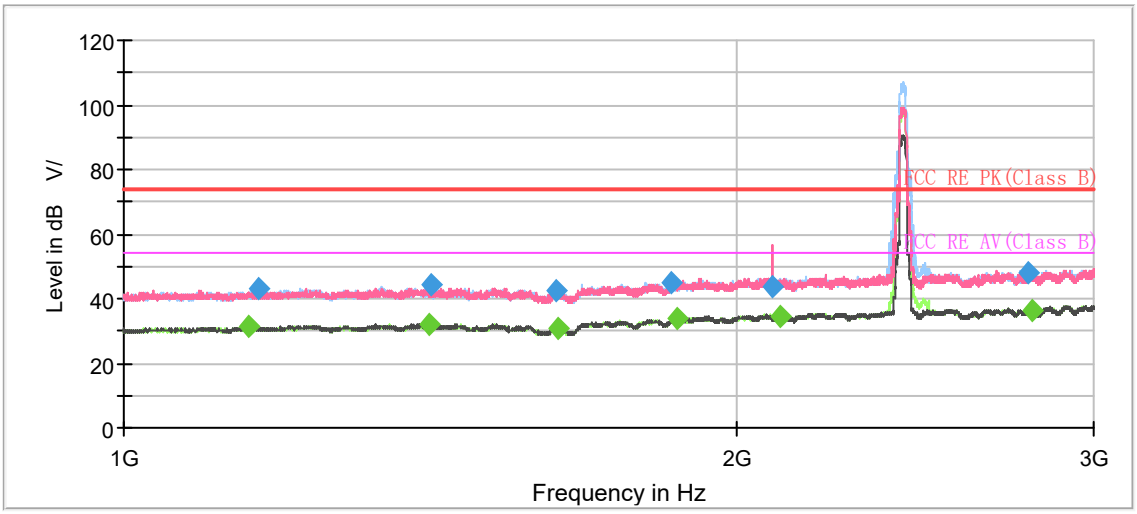

Note: The signal beyond the limit is carrier.

Radiates Emission from 1GHz to 3GHz

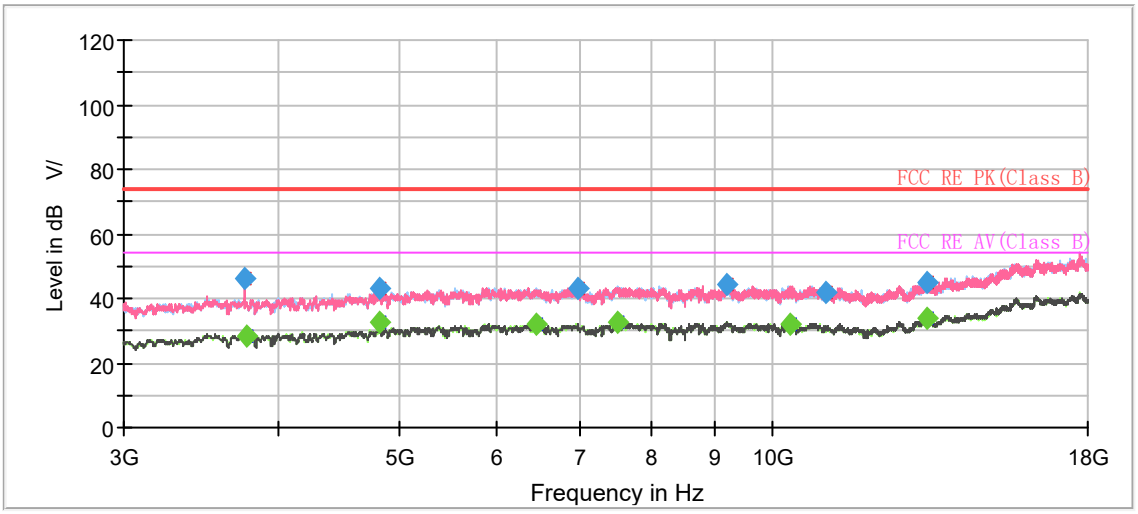

Radiates Emission from 3GHz to 18GHz

This report shall not be reproduced except in full, without the written approval of TA Technology (Shanghai) Co., Ltd.

Frequency (MHz)	MaxPeak (dBμV/m)	Average (dBμV/m)	Limit (dBμV/m)	Margin (dB)	Meas. Time (ms)	Height (cm)	Pol	Azimuth (deg)	Corr. (dB/m)
1153.250000	---	31.27	54.00	22.73	500.0	100.0	V	130.0	-7.7
1164.500000	42.77	---	74.00	31.23	500.0	200.0	V	126.0	-7.7
1412.750000	---	31.87	54.00	22.13	500.0	100.0	H	84.0	-6.1
1417.000000	44.48	---	74.00	29.52	500.0	200.0	V	241.0	-6.1
1633.500000	42.69	---	74.00	31.31	500.0	200.0	H	176.0	-4.9
1636.250000	---	30.85	54.00	23.15	500.0	200.0	H	21.0	-4.8
1860.250000	44.92	---	74.00	29.08	500.0	200.0	H	52.0	-3.7
1872.750000	---	33.56	54.00	20.44	500.0	200.0	H	84.0	-3.6
2086.250000	43.99	---	74.00	30.01	500.0	200.0	H	48.0	-2.5
2104.000000	---	34.73	54.00	19.27	500.0	200.0	V	325.0	-2.4
2788.250000	47.95	---	74.00	26.05	500.0	100.0	V	24.0	0.4
2800.000000	---	36.18	54.00	17.82	500.0	200.0	H	116.0	0.4

Remark: 1. Correction Factor = Antenna factor + Insertion loss (cable loss + amplifier gain)
2. Margin = Limit –MAX Peak/ Average

This report shall not be reproduced except in full, without the written approval of TA Technology (Shanghai) Co., Ltd.

802.11n (HT20) CH6

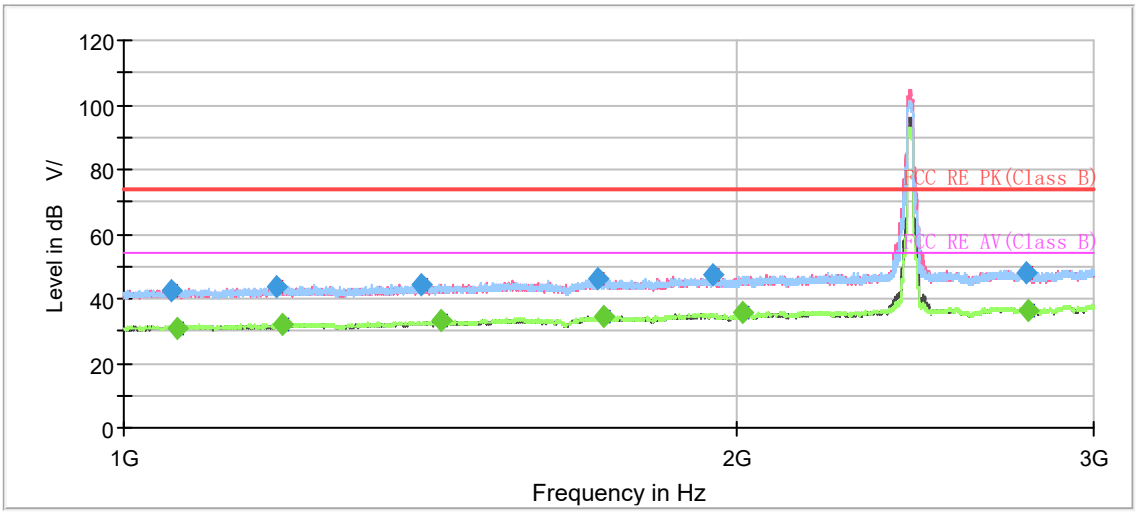

Note: The signal beyond the limit is carrier.

Radiates Emission from 1GHz to 3GHz

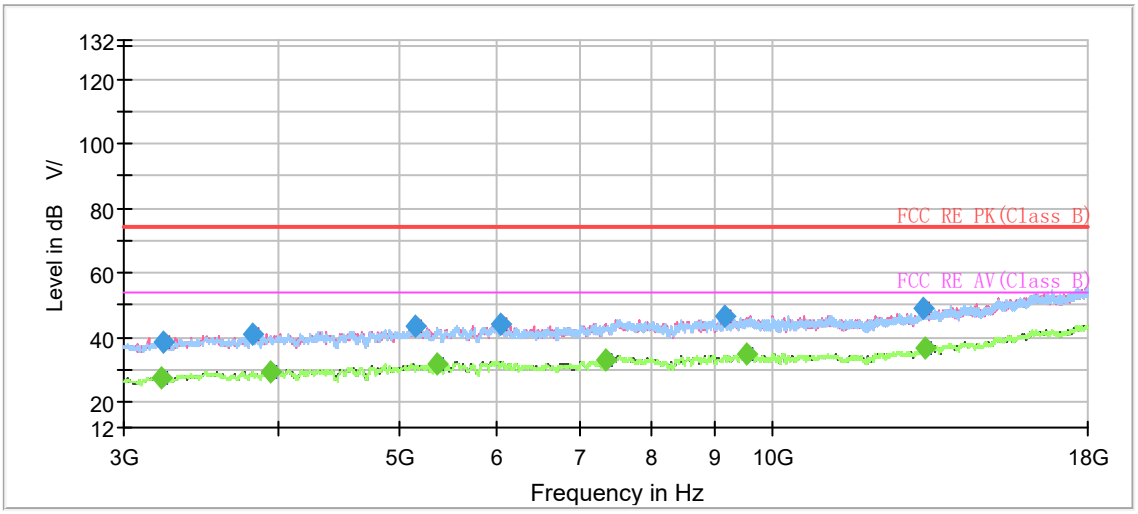

Radiates Emission from 3GHz to 18GHz

This report shall not be reproduced except in full, without the written approval of TA Technology (Shanghai) Co., Ltd.

Frequency (MHz)	MaxPeak (dBµV/m)	Average (dBµV/m)	Limit (dBµV/m)	Margin (dB)	Meas. Time (ms)	Height (cm)	Pol	Azimuth (deg)	Corr. (dB/m)
1055.000000	42.73	---	74.00	31.27	500.0	100.0	V	69.0	-8.4
1063.500000	---	30.78	54.00	23.22	500.0	200.0	V	341.0	-8.3
1190.000000	43.46	---	74.00	30.54	500.0	100.0	V	25.0	-7.5
1195.750000	---	32.20	54.00	21.80	500.0	100.0	H	0.0	-7.5
1402.000000	44.60	---	74.00	29.40	500.0	100.0	H	350.0	-6.2
1433.750000	---	33.12	54.00	20.88	500.0	200.0	H	110.0	-6.0
1712.000000	46.09	---	74.00	27.91	500.0	100.0	V	176.0	-4.5
1722.250000	---	34.43	54.00	19.57	500.0	200.0	H	59.0	-4.4
1950.750000	47.26	---	74.00	26.74	500.0	200.0	H	181.0	-3.2
2016.500000	---	35.55	54.00	18.45	500.0	200.0	H	0.0	-2.8
2778.750000	47.75	---	74.00	26.25	500.0	100.0	V	6.0	0.4
2784.750000	---	36.44	54.00	17.56	500.0	200.0	H	285.0	0.4
13284.375000	---	36.85	54.00	17.15	500.0	200.0	H	3.0	6.8

Remark: 1. Correction Factor = Antenna factor + Insertion loss (cable loss + amplifier gain)
2. Margin = Limit –MAX Peak/ Average

This report shall not be reproduced except in full, without the written approval of TA Technology (Shanghai) Co., Ltd.

802.11n (HT20) CH10

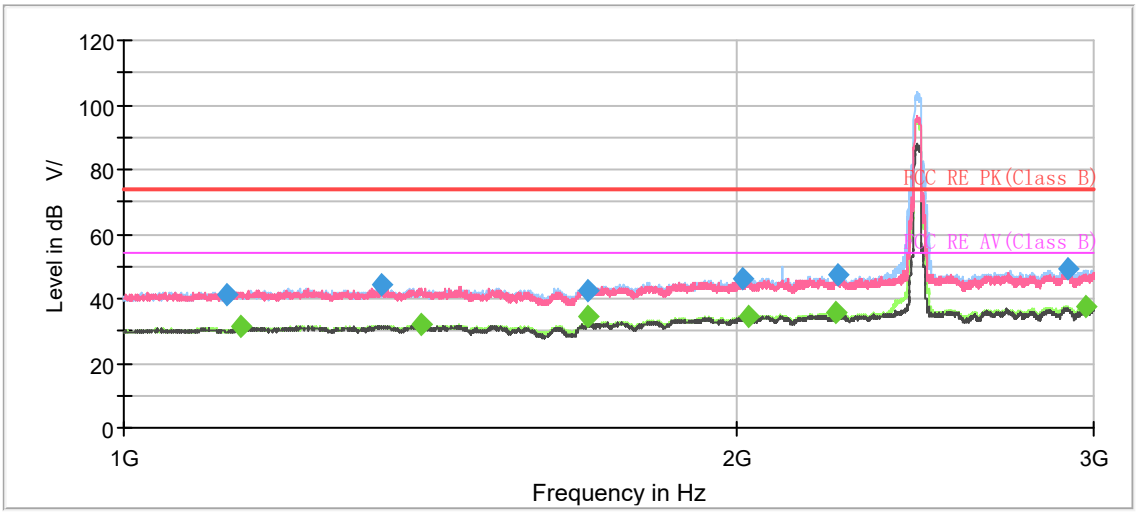

Note: The signal beyond the limit is carrier.

Radiates Emission from 1GHz to 3GHz

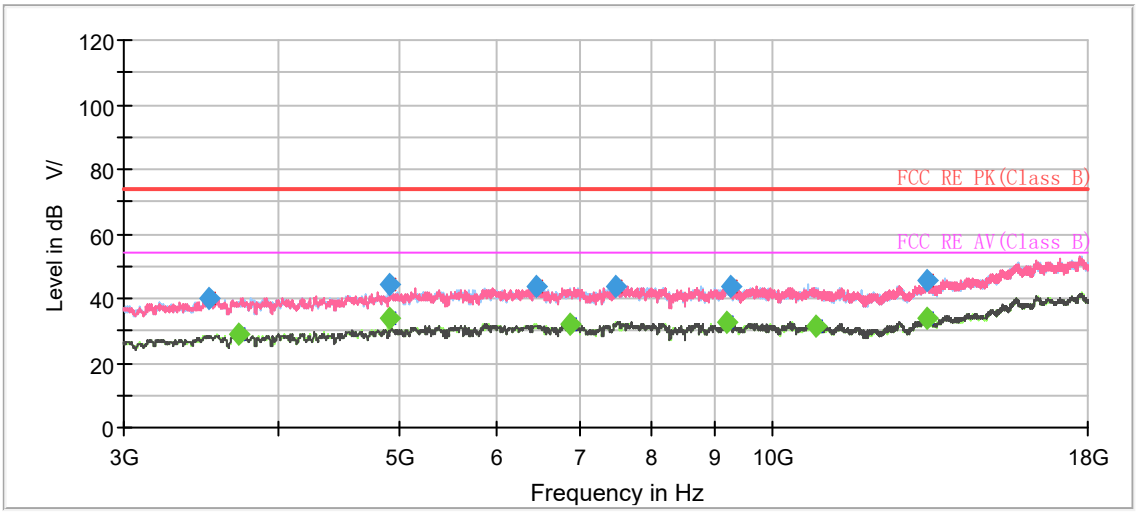

Radiates Emission from 3GHz to 18GHz

This report shall not be reproduced except in full, without the written approval of TA Technology (Shanghai) Co., Ltd.

Frequency (MHz)	MaxPeak (dBμV/m)	Average (dBμV/m)	Limit (dBμV/m)	Margin (dB)	Meas. Time (ms)	Height (cm)	Pol	Azimuth (deg)	Corr. (dB/m)
1124.500000	41.34	---	74.00	32.66	500.0	100.0	H	0.0	-8.0
1140.500000	---	31.66	54.00	22.34	500.0	200.0	V	14.0	-7.8
1339.250000	44.06	---	74.00	29.94	500.0	100.0	V	298.0	-6.6
1402.000000	---	31.96	54.00	22.04	500.0	200.0	H	12.0	-6.2
1692.000000	42.69	---	74.00	31.31	500.0	100.0	V	275.0	-4.6
1692.250000	---	34.74	54.00	19.26	500.0	200.0	V	221.0	-4.6
2013.750000	46.42	---	74.00	27.58	500.0	200.0	H	17.0	-2.8
2028.500000	---	34.73	54.00	19.27	500.0	200.0	H	93.0	-2.7
2242.250000	---	35.49	54.00	18.51	500.0	100.0	H	338.0	-1.9
2246.500000	47.32	---	74.00	26.68	500.0	200.0	H	12.0	-1.9
2910.500000	48.93	---	74.00	25.07	500.0	200.0	V	172.0	0.9
2973.500000	---	37.58	54.00	16.42	500.0	200.0	H	240.0	1.2

Remark: 1. Correction Factor = Antenna factor + Insertion loss (cable loss + amplifier gain)
2. Margin = Limit –MAX Peak/ Average

This report shall not be reproduced except in full, without the written approval of TA Technology (Shanghai) Co., Ltd.

802.11n (HT20) CH11

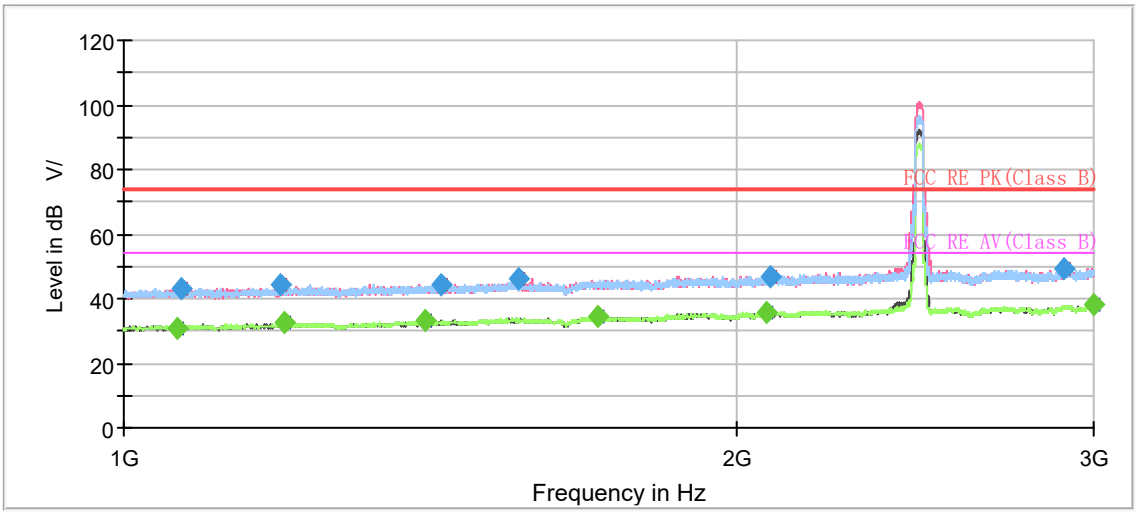

Note: The signal beyond the limit is carrier.

Radiates Emission from 1GHz to 3GHz

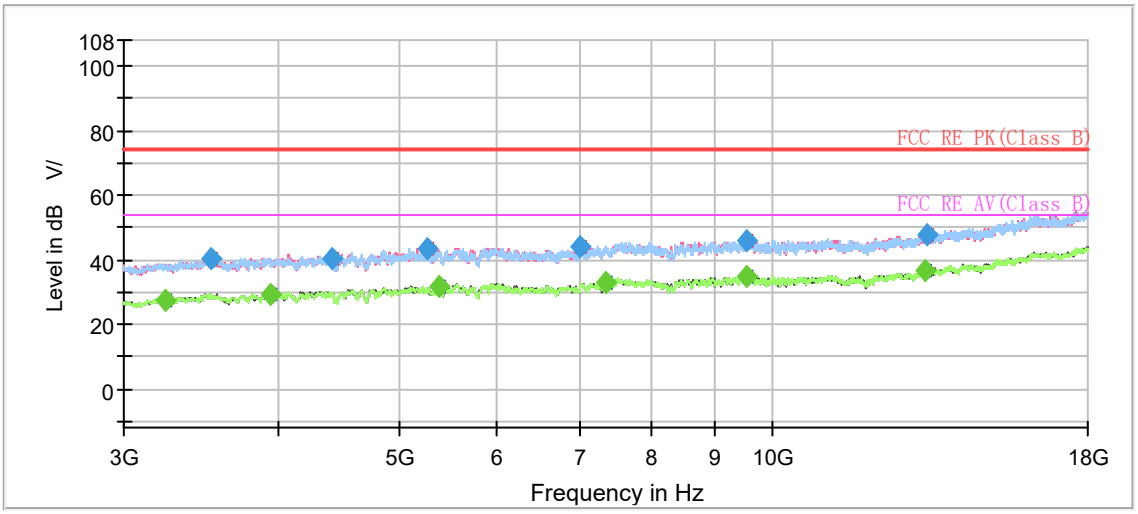

Radiates Emission from 3GHz to 18GHz

This report shall not be reproduced except in full, without the written approval of TA Technology (Shanghai) Co., Ltd.

Frequency (MHz)	MaxPeak (dBµV/m)	Average (dBµV/m)	Limit (dBµV/m)	Margin (dB)	Meas. Time (ms)	Height (cm)	Pol	Azimuth (deg)	Corr. (dB/m)
1061.500000	---	30.83	54.00	23.17	500.0	200.0	V	258.0	-8.3
1066.750000	42.89	---	74.00	31.11	500.0	100.0	V	265.0	-8.3
1195.000000	44.10	---	74.00	29.90	500.0	100.0	H	252.0	-7.5
1199.500000	---	32.36	54.00	21.64	500.0	100.0	H	318.0	-7.4
1407.500000	---	33.20	54.00	20.80	500.0	100.0	V	201.0	-6.1
1431.500000	44.40	---	74.00	29.60	500.0	200.0	H	55.0	-6.0
1565.250000	45.99	---	74.00	28.01	500.0	100.0	H	234.0	-5.2
1710.500000	---	34.32	54.00	19.68	500.0	100.0	H	344.0	-4.5
2072.500000	---	35.49	54.00	18.51	500.0	100.0	H	300.0	-2.6
2079.750000	47.03	---	74.00	26.97	500.0	200.0	H	196.0	-2.5
2899.500000	49.31	---	74.00	24.69	500.0	100.0	H	238.0	0.8
2998.000000	---	38.17	54.00	15.83	500.0	100.0	H	193.0	1.3

Remark: 1. Correction Factor = Antenna factor + Insertion loss (cable loss + amplifier gain)
2. Margin = Limit –MAX Peak/ Average

This report shall not be reproduced except in full, without the written approval of TA Technology (Shanghai) Co., Ltd.

802.11n (HT40) CH3

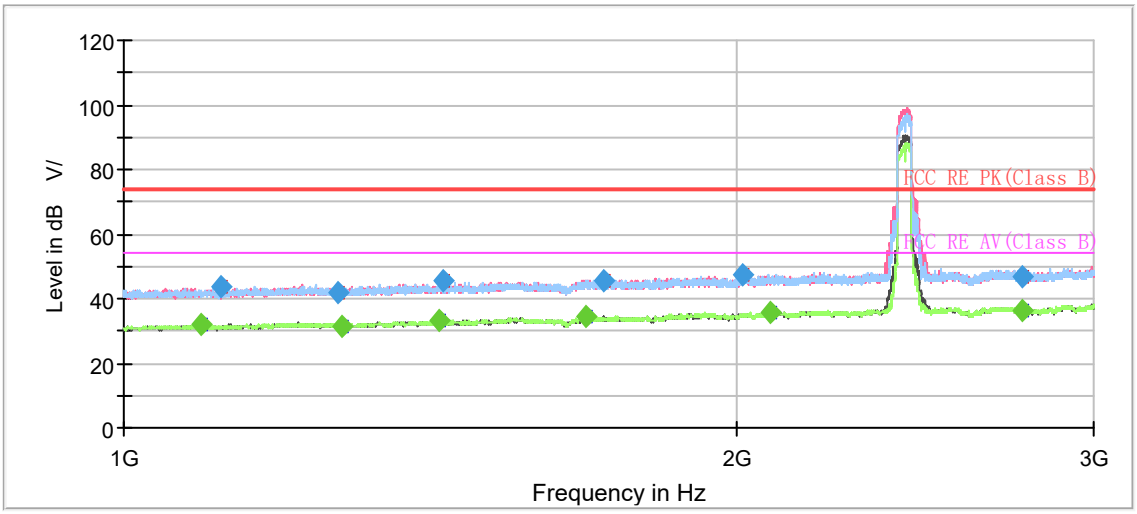

Note: The signal beyond the limit is carrier.

Radiates Emission from 1GHz to 3GHz

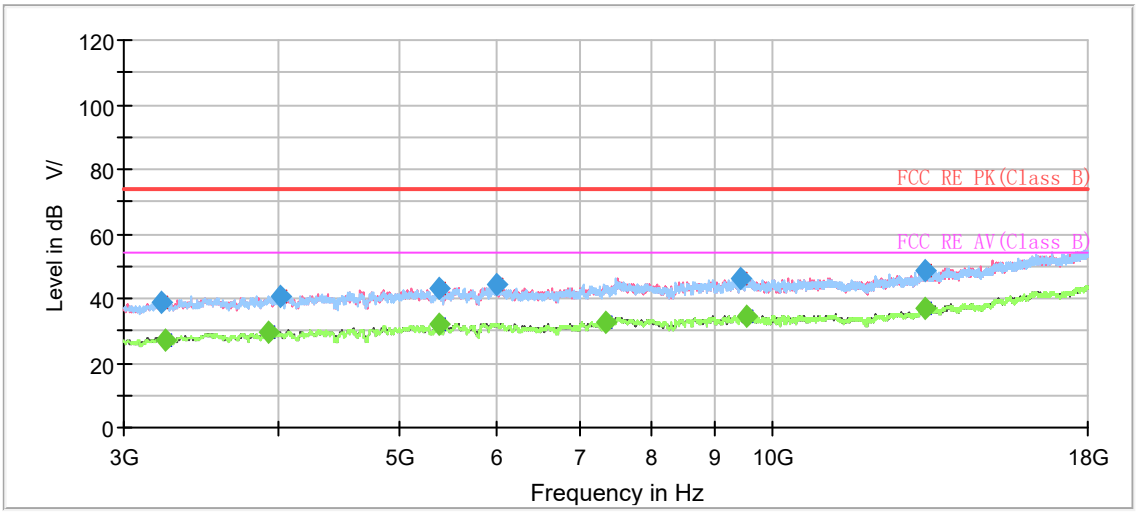

Radiates Emission from 3GHz to 18GHz

This report shall not be reproduced except in full, without the written approval of TA Technology (Shanghai) Co., Ltd.

Frequency (MHz)	MaxPeak (dBµV/m)	Average (dBµV/m)	Limit (dBµV/m)	Margin (dB)	Meas. Time (ms)	Height (cm)	Pol	Azimuth (deg)	Corr. (dB/m)
1092.000000	---	32.27	54.00	21.73	500.0	200.0	H	102.0	-8.1
1115.250000	43.74	---	74.00	30.26	500.0	200.0	H	166.0	-8.0
1273.250000	42.00	---	74.00	32.00	500.0	200.0	V	226.0	-7.0
1280.500000	---	31.28	54.00	22.72	500.0	100.0	V	229.0	-7.0
1428.750000	---	32.95	54.00	21.05	500.0	100.0	H	282.0	-6.0
1434.500000	45.36	---	74.00	28.64	500.0	100.0	V	268.0	-6.0
1686.750000	---	34.37	54.00	19.63	500.0	100.0	H	151.0	-4.6
1724.250000	45.67	---	74.00	28.33	500.0	200.0	H	184.0	-4.4
2013.750000	47.28	---	74.00	26.72	500.0	200.0	V	226.0	-2.8
2078.750000	---	35.67	54.00	18.33	500.0	200.0	H	62.0	-2.5
2766.000000	46.92	---	74.00	27.08	500.0	100.0	V	204.0	0.3
2766.250000	---	36.29	54.00	17.71	500.0	100.0	V	23.0	0.3
13293.750000	---	36.67	54.00	17.33	500.0	200.0	H	88.0	6.9

Remark: 1. Correction Factor = Antenna factor + Insertion loss (cable loss + amplifier gain)
2. Margin = Limit –MAX Peak/ Average

This report shall not be reproduced except in full, without the written approval of TA Technology (Shanghai) Co., Ltd.

802.11n (HT40) CH4

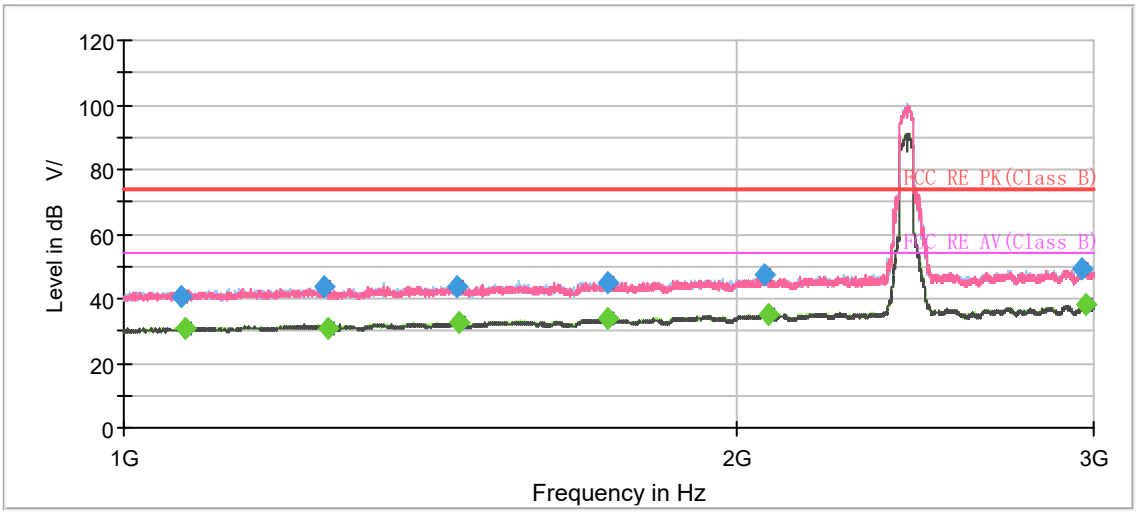

Note: The signal beyond the limit is carrier.

Radiates Emission from 1GHz to 3GHz

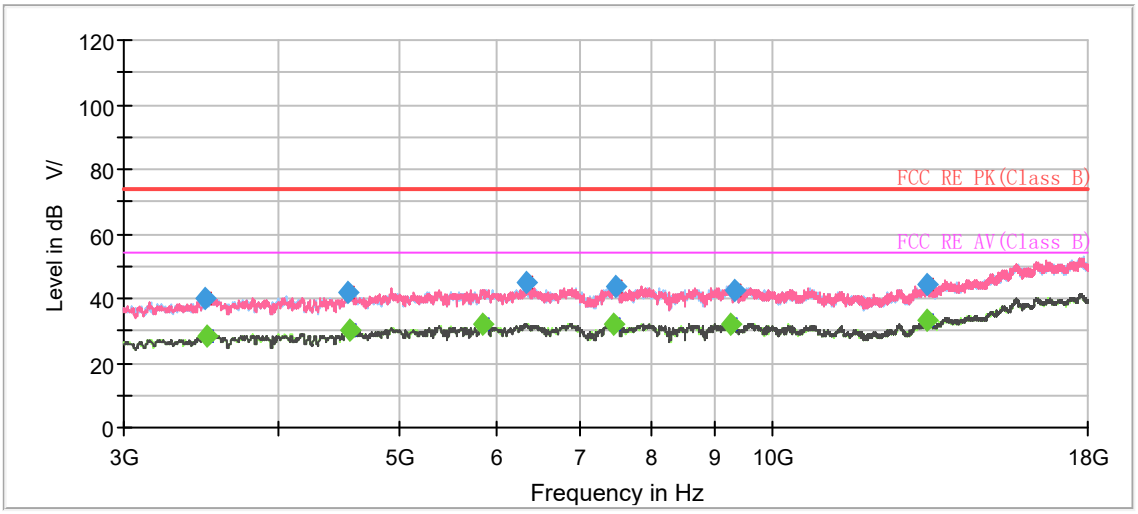

Radiates Emission from 3GHz to 18GHz

This report shall not be reproduced except in full, without the written approval of TA Technology (Shanghai) Co., Ltd.

Frequency (MHz)	MaxPeak (dBμV/m)	Average (dBμV/m)	Limit (dBμV/m)	Margin (dB)	Meas. Time (ms)	Height (cm)	Pol	Azimuth (deg)	Corr. (dB/m)
1067.750000	40.77	---	74.00	33.23	500.0	200.0	H	80.0	-8.3
1072.250000	---	30.48	54.00	23.52	500.0	100.0	H	339.0	-8.3
1254.250000	43.48	---	74.00	30.52	500.0	200.0	H	198.0	-7.1
1259.500000	---	30.49	54.00	23.51	500.0	200.0	H	67.0	-7.1
1459.500000	43.43	---	74.00	30.57	500.0	200.0	H	40.0	-5.9
1462.000000	---	32.41	54.00	21.59	500.0	100.0	H	312.0	-5.8
1728.250000	45.01	---	74.00	28.99	500.0	100.0	V	83.0	-4.4
1729.500000	---	33.57	54.00	20.43	500.0	200.0	V	147.0	-4.4
2064.250000	47.08	---	74.00	26.92	500.0	200.0	H	4.0	-2.6
2076.500000	---	35.01	54.00	18.99	500.0	100.0	H	195.0	-2.6
2961.000000	49.12	---	74.00	24.88	500.0	200.0	H	40.0	1.1
2971.250000	---	38.12	54.00	15.88	500.0	100.0	H	307.0	1.2

Remark: 1. Correction Factor = Antenna factor + Insertion loss (cable loss + amplifier gain)
2. Margin = Limit –MAX Peak/ Average

This report shall not be reproduced except in full, without the written approval of TA Technology (Shanghai) Co., Ltd.

802.11n (HT40) CH6

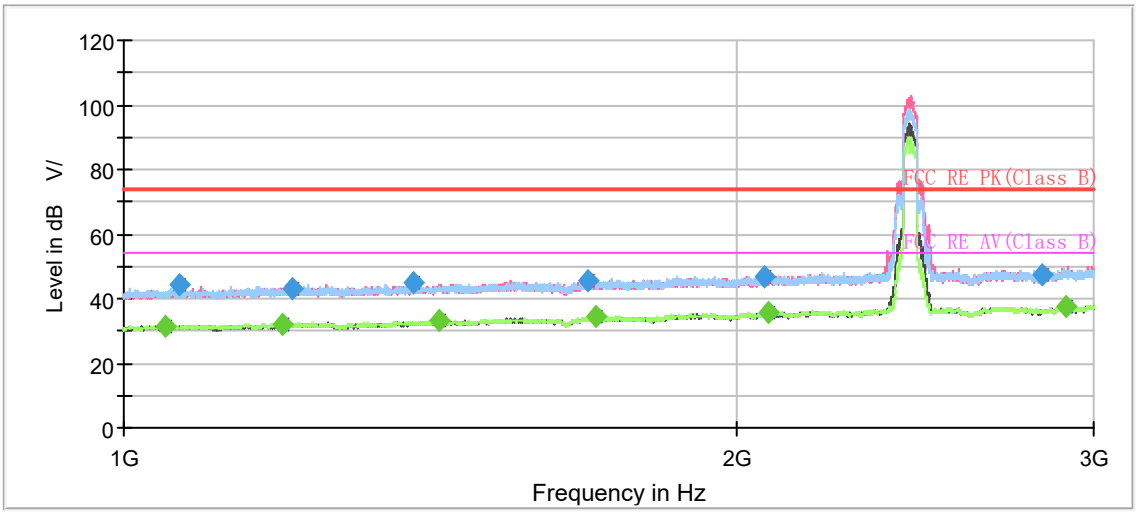

Note: The signal beyond the limit is carrier.

Radiates Emission from 1GHz to 3GHz

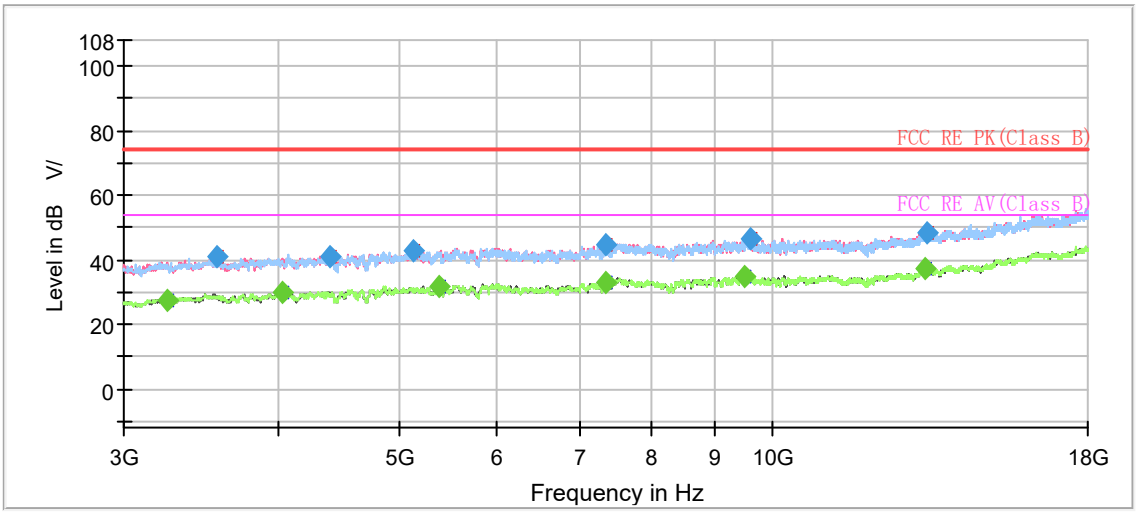

Radiates Emission from 3GHz to 18GHz

This report shall not be reproduced except in full, without the written approval of TA Technology (Shanghai) Co., Ltd.

Frequency (MHz)	MaxPeak (dBµV/m)	Average (dBµV/m)	Limit (dBµV/m)	Margin (dB)	Meas. Time (ms)	Height (cm)	Pol	Azimuth (deg)	Corr. (dB/m)
1049.250000	---	31.60	54.00	22.41	500.0	200.0	V	98.0	-8.4
1065.750000	44.07	---	74.00	29.93	500.0	100.0	V	149.0	-8.3
1196.500000	---	32.10	54.00	21.90	500.0	200.0	H	81.0	-7.5
1211.000000	43.02	---	74.00	30.98	500.0	200.0	V	248.0	-7.4
1388.500000	45.04	---	74.00	28.96	500.0	200.0	V	113.0	-6.3
1430.750000	---	33.04	54.00	20.96	500.0	100.0	H	246.0	-6.0
1691.750000	45.71	---	74.00	28.29	500.0	100.0	H	302.0	-4.6
1708.750000	---	34.30	54.00	19.70	500.0	200.0	V	291.0	-4.5
2066.500000	46.91	---	74.00	27.09	500.0	200.0	H	126.0	-2.6
2077.500000	---	35.60	54.00	18.40	500.0	100.0	H	256.0	-2.5
2829.250000	47.30	---	74.00	26.70	500.0	200.0	H	162.0	0.6
2908.500000	---	37.69	54.00	16.31	500.0	200.0	V	0.0	0.9

Remark: 1. Correction Factor = Antenna factor + Insertion loss (cable loss + amplifier gain)
2. Margin = Limit –MAX Peak/ Average

This report shall not be reproduced except in full, without the written approval of TA Technology (Shanghai) Co., Ltd.

802.11n (HT40) CH7

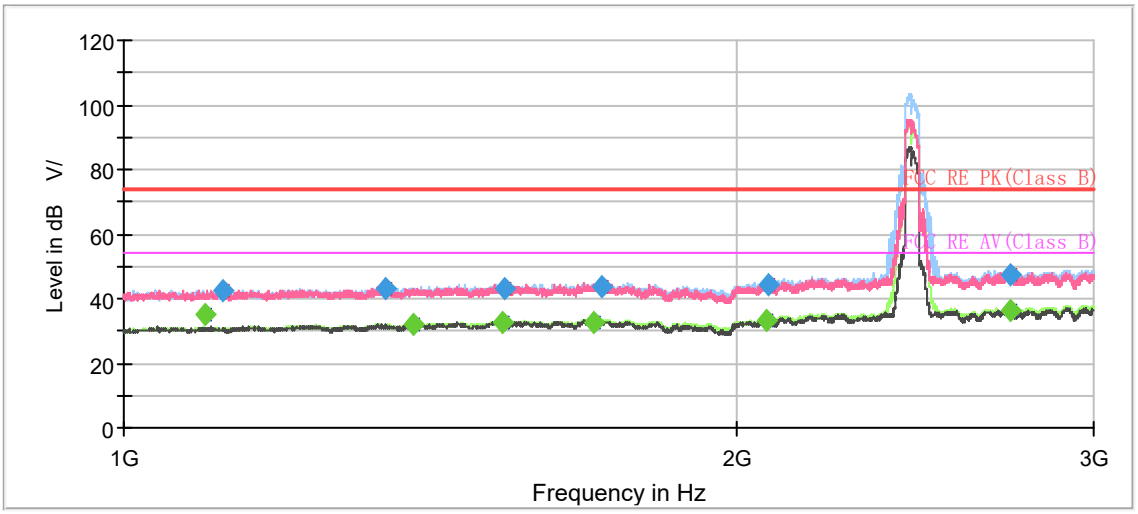

Note: The signal beyond the limit is carrier.

Radiates Emission from 1GHz to 3GHz

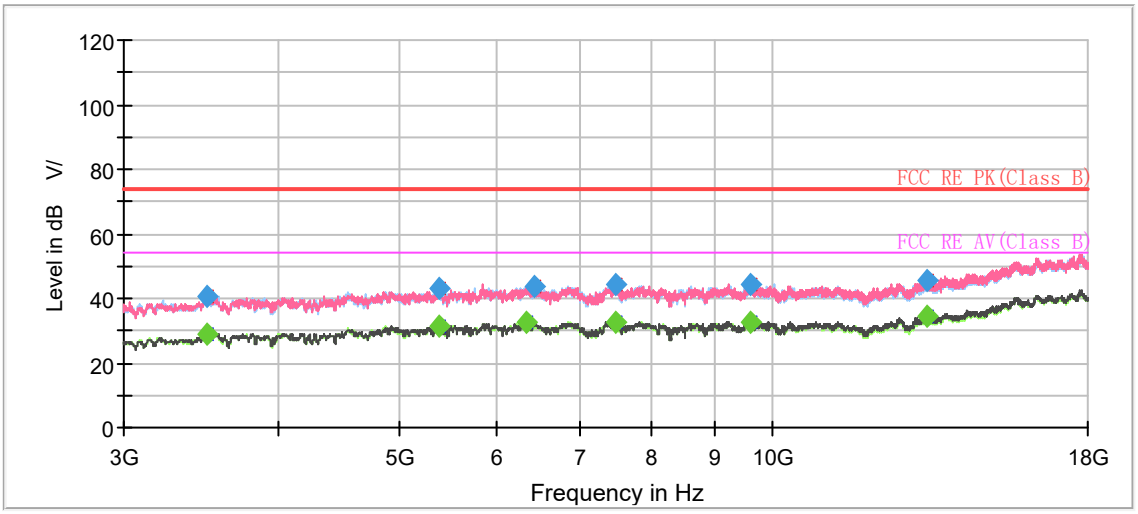

Radiates Emission from 3GHz to 18GHz

This report shall not be reproduced except in full, without the written approval of TA Technology (Shanghai) Co., Ltd.

Frequency (MHz)	MaxPeak (dBμV/m)	Average (dBμV/m)	Limit (dBμV/m)	Margin (dB)	Meas. Time (ms)	Height (cm)	Pol	Azimuth (deg)	Corr. (dB/m)
1095.768750	---	35.37	54.00	18.63	500.0	200.0	H	261.0	-8.1
1118.933750	42.36	---	74.00	31.64	500.0	100.0	H	262.0	-8.0
1345.912500	42.81	---	74.00	31.19	500.0	200.0	H	56.0	-6.6
1388.753750	---	31.79	54.00	22.21	500.0	100.0	H	191.0	-6.3
1537.106250	---	32.53	54.00	21.47	500.0	100.0	H	238.0	-5.3
1538.265000	43.14	---	74.00	30.86	500.0	200.0	H	56.0	-5.3
1704.327500	---	32.77	54.00	21.23	500.0	200.0	H	283.0	-4.5
1718.758750	43.97	---	74.00	30.03	500.0	200.0	H	46.0	-4.4
2072.185000	---	33.08	54.00	20.92	500.0	100.0	H	321.0	-2.6
2074.688750	44.02	---	74.00	29.98	500.0	100.0	H	312.0	-2.5
2726.838750	---	36.10	54.00	17.90	500.0	100.0	H	303.0	0.2
2728.406250	47.60	---	74.00	26.40	500.0	100.0	H	344.0	0.2

Remark: 1. Correction Factor = Antenna factor + Insertion loss (cable loss + amplifier gain)
2. Margin = Limit –MAX Peak/ Average

This report shall not be reproduced except in full, without the written approval of TA Technology (Shanghai) Co., Ltd.

802.11n (HT40) CH8

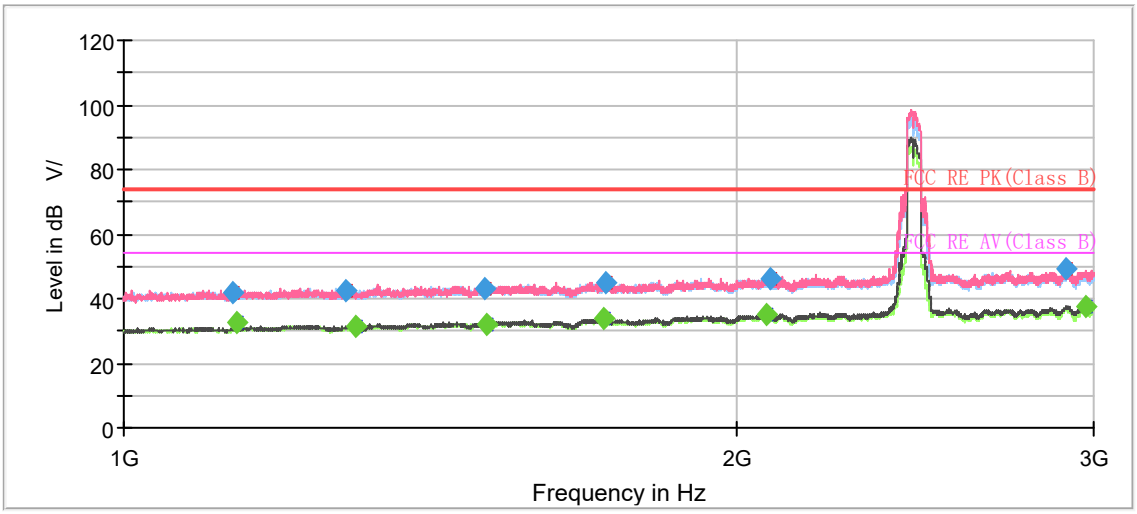

Note: The signal beyond the limit is carrier.

Radiates Emission from 1GHz to 3GHz

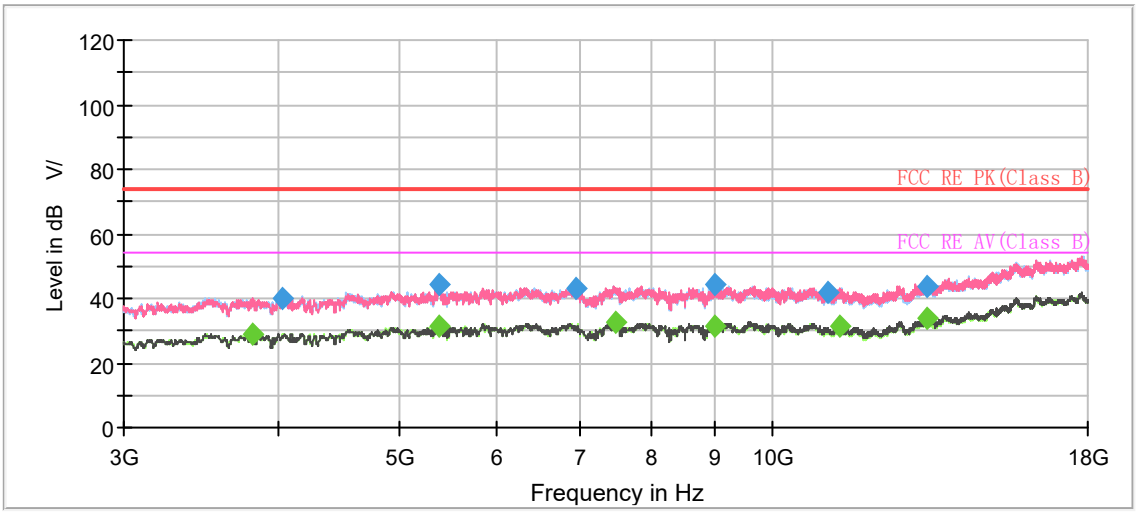

Radiates Emission from 3GHz to 18GHz

This report shall not be reproduced except in full, without the written approval of TA Technology (Shanghai) Co., Ltd.

Frequency (MHz)	MaxPeak (dBμV/m)	Average (dBμV/m)	Limit (dBμV/m)	Margin (dB)	Meas. Time (ms)	Height (cm)	Pol	Azimuth (deg)	Corr. (dB/m)
1131.500000	42.12	---	74.00	31.88	500.0	200.0	H	65.0	-7.9
1137.000000	---	32.89	54.00	21.11	500.0	200.0	H	354.0	-7.9
1287.250000	42.72	---	74.00	31.28	500.0	200.0	V	258.0	-6.9
1300.250000	---	31.13	54.00	22.87	500.0	100.0	H	76.0	-6.9
1504.250000	43.22	---	74.00	30.78	500.0	100.0	V	73.0	-5.5
1509.250000	---	32.30	54.00	21.70	500.0	200.0	V	314.0	-5.5
1723.500000	---	33.55	54.00	20.45	500.0	200.0	V	290.0	-4.4
1725.750000	45.08	---	74.00	28.92	500.0	200.0	V	0.0	-4.4
2069.250000	---	34.77	54.00	19.23	500.0	200.0	V	299.0	-2.6
2077.750000	46.16	---	74.00	27.84	500.0	100.0	H	161.0	-2.5
2909.000000	48.98	---	74.00	25.02	500.0	200.0	V	239.0	0.9
2970.250000	---	37.71	54.00	16.29	500.0	200.0	V	253.0	1.2

Remark: 1. Correction Factor = Antenna factor + Insertion loss (cable loss + amplifier gain)
2. Margin = Limit –MAX Peak/ Average

This report shall not be reproduced except in full, without the written approval of TA Technology (Shanghai) Co., Ltd.

802.11n (HT40) CH9

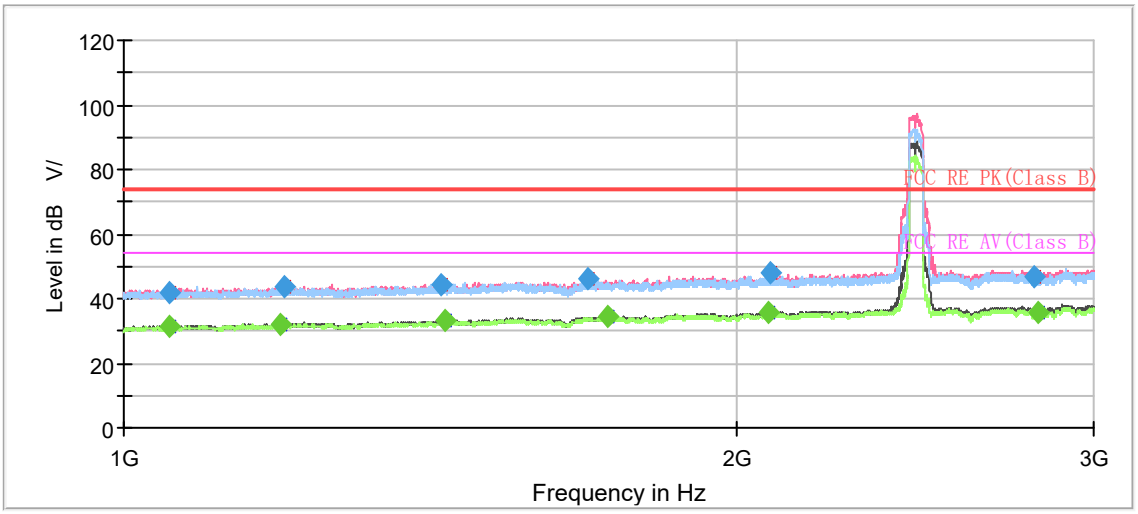

Note: The signal beyond the limit is carrier.

Radiates Emission from 1GHz to 3GHz

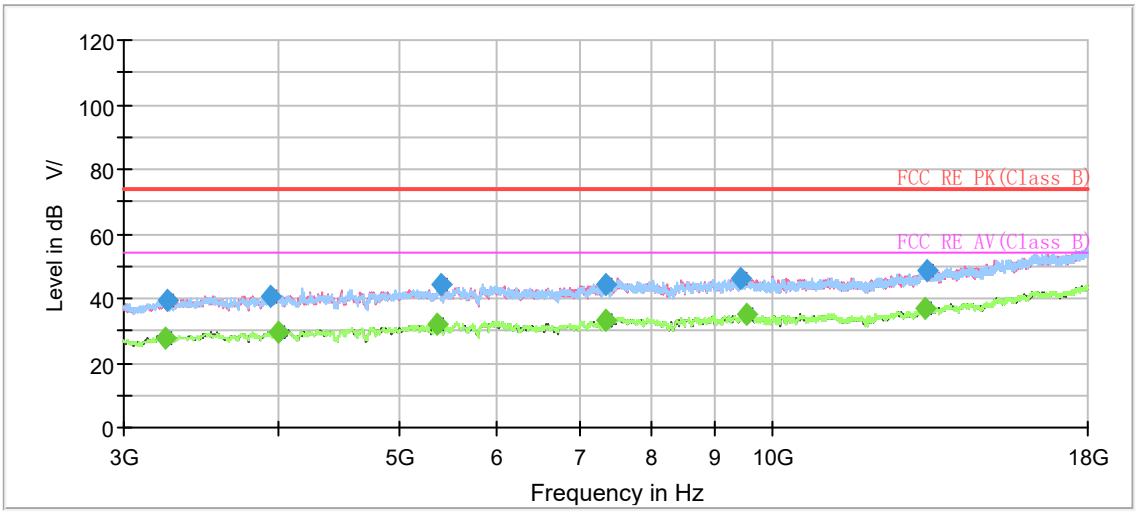

Radiates Emission from 3GHz to 18GHz

This report shall not be reproduced except in full, without the written approval of TA Technology (Shanghai) Co., Ltd.

Frequency (MHz)	MaxPeak (dBµV/m)	Average (dBµV/m)	Limit (dBµV/m)	Margin (dB)	Meas. Time (ms)	Height (cm)	Pol	Azimuth (deg)	Corr. (dB/m)
1053.750000	---	31.68	54.00	22.32	500.0	200.0	V	185.0	-8.4
1053.750000	42.12	---	74.00	31.88	500.0	100.0	V	189.0	-8.4
1194.750000	---	32.19	54.00	21.81	500.0	200.0	V	185.0	-7.5
1199.250000	43.43	---	74.00	30.57	500.0	200.0	H	59.0	-7.4
1432.750000	44.36	---	74.00	29.64	500.0	100.0	V	171.0	-6.0
1438.000000	---	33.01	54.00	20.99	500.0	100.0	V	167.0	-6.0
1692.250000	45.92	---	74.00	28.08	500.0	100.0	H	250.0	-4.6
1729.000000	---	34.25	54.00	19.75	500.0	100.0	V	221.0	-4.4
2074.750000	---	35.43	54.00	18.57	500.0	200.0	V	84.0	-2.6
2079.250000	47.92	---	74.00	26.08	500.0	200.0	V	298.0	-2.5
2804.000000	46.57	---	74.00	27.43	500.0	100.0	V	133.0	0.4
2815.250000	---	35.78	54.00	18.22	500.0	100.0	V	70.0	0.5
13303.125000	---	37.02	54.00	16.98	500.0	100.0	H	200.0	6.9

Remark: 1. Correction Factor = Antenna factor + Insertion loss (cable loss + amplifier gain)
2. Margin = Limit –MAX Peak/ Average

This report shall not be reproduced except in full, without the written approval of TA Technology (Shanghai) Co., Ltd.

During the test, the Radiates Emission from 18GHz to 26.5GHz was performed in all modes with all channels, 802.11b CH11 are selected as the worst condition. The test data of the worst-case condition was recorded in this report.

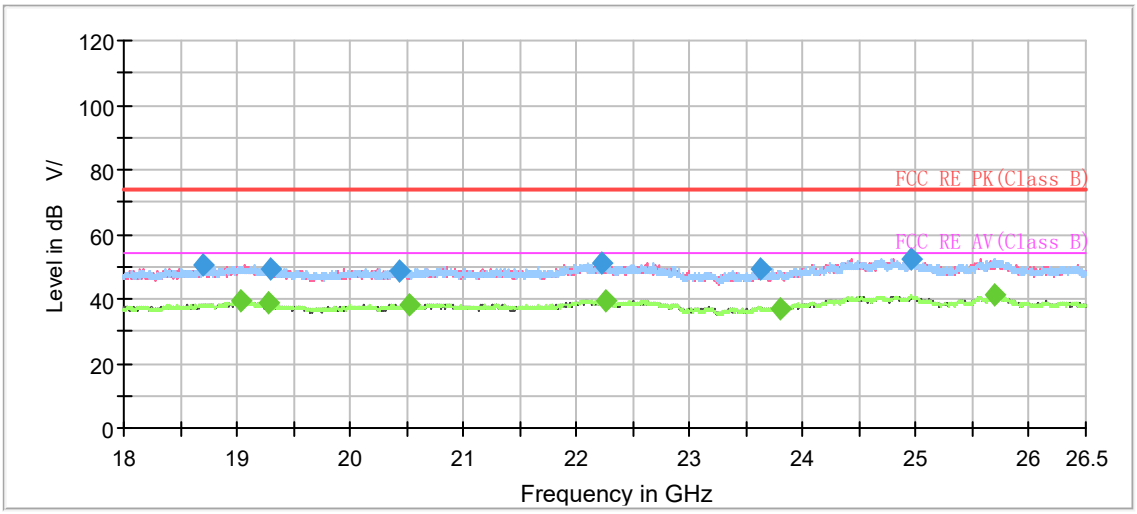

Radiates Emission from 18GHz to 26.5GHz

Frequency (MHz)	MaxPeak (dBμV/m)	Average (dBμV/m)	Limit (dBμV/m)	Margin (dB)	Meas. Time (ms)	Height (cm)	Pol	Azimuth (deg)	Corr. (dB/m)
18698.062500	50.57	---	74.00	23.43	500.0	100.0	H	161.0	-6.8
19026.375000	---	39.35	54.00	14.65	500.0	200.0	H	38.0	-6.4
19277.125000	---	38.52	54.00	15.48	500.0	200.0	V	256.0	-7.0
19296.250000	49.45	---	74.00	24.55	500.0	200.0	H	52.0	-7.1
20444.812500	48.46	---	74.00	25.54	500.0	200.0	H	206.0	-6.4
20520.250000	---	38.22	54.00	15.78	500.0	200.0	H	0.0	-6.2
22228.750000	51.27	---	74.00	22.73	500.0	200.0	H	227.0	-4.5
22262.750000	---	39.63	54.00	14.37	500.0	200.0	H	170.0	-4.6
23631.250000	49.03	---	74.00	24.97	500.0	200.0	H	163.0	-5.6
23801.250000	---	36.97	54.00	17.03	500.0	200.0	V	320.0	-5.1
24953.000000	52.25	---	74.00	21.75	500.0	200.0	H	156.0	-2.1
25699.937500	---	41.30	54.00	12.70	500.0	200.0	V	86.0	-2.2

Remark: 1. Correction Factor = Antenna factor + Insertion loss (cable loss + amplifier gain)
2. Margin = Limit –MAX Peak/ Average

This report shall not be reproduced except in full, without the written approval of TA Technology (Shanghai) Co., Ltd.

Bluetooth LE

During the test, the Radiates Emission from 30MHz to 1GHz was performed in all modes with all channels, Bluetooth LE-Channel 19 are selected as the worst condition. The test data of the worst-case condition was recorded in this report.

A symbol (dB V/) in the test plot below means (dBμV/m)

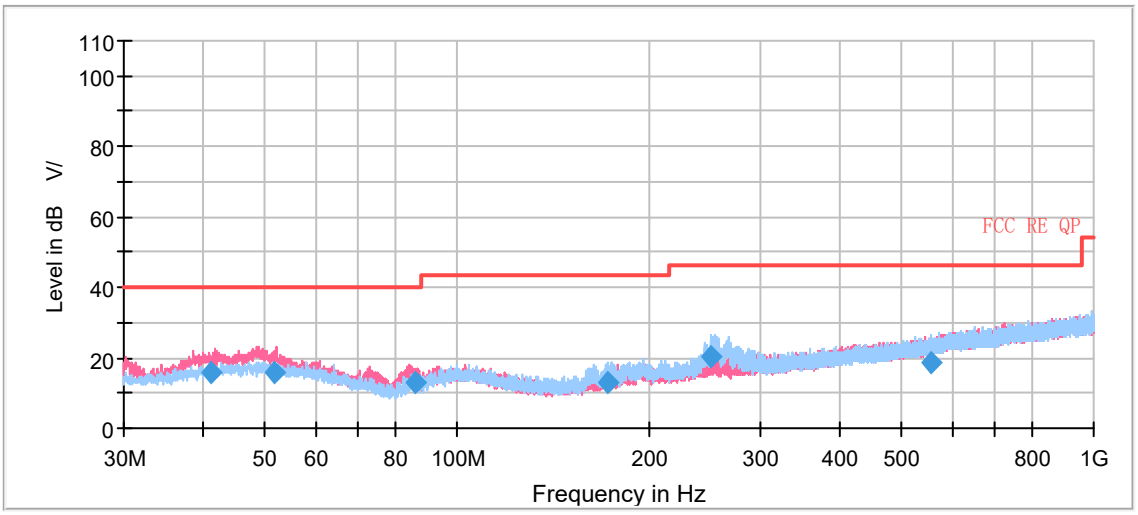

Radiates Emission from 30MHz to 1GHz

Frequency (MHz)	Quasi-Peak (dBμV/m)	Limit (dBμV/m)	Margin (dB)	Height (cm)	Polarization	Azimuth (deg)	Correct Factor (dB)
41.120000	15.72	40.00	24.28	100.0	V	1.0	19.8
51.906667	15.94	40.00	24.06	184.0	V	328.0	20.4
85.951000	13.22	40.00	26.78	109.0	V	224.0	14.8
172.425000	12.91	43.50	30.59	175.0	H	261.0	15.7
251.372000	20.24	46.00	25.76	100.0	H	70.0	19.8
555.495000	18.56	46.00	27.44	125.0	H	305.0	25.6

Remark: 1. Correction Factor = Antenna factor + Insertion loss (cable loss + amplifier gain)
2. Margin = Limit – Quasi-Peak

This report shall not be reproduced except in full, without the written approval of TA Technology (Shanghai) Co., Ltd.

Bluetooth LE-Channel 0

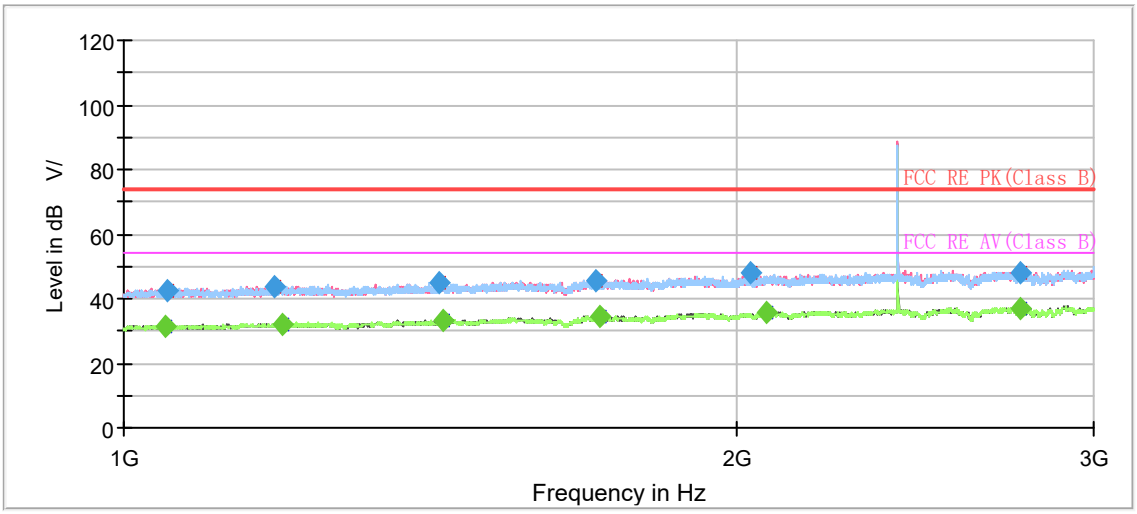

Note: The signal beyond the limit is carrier.

Radiates Emission from 1GHz to 3GHz

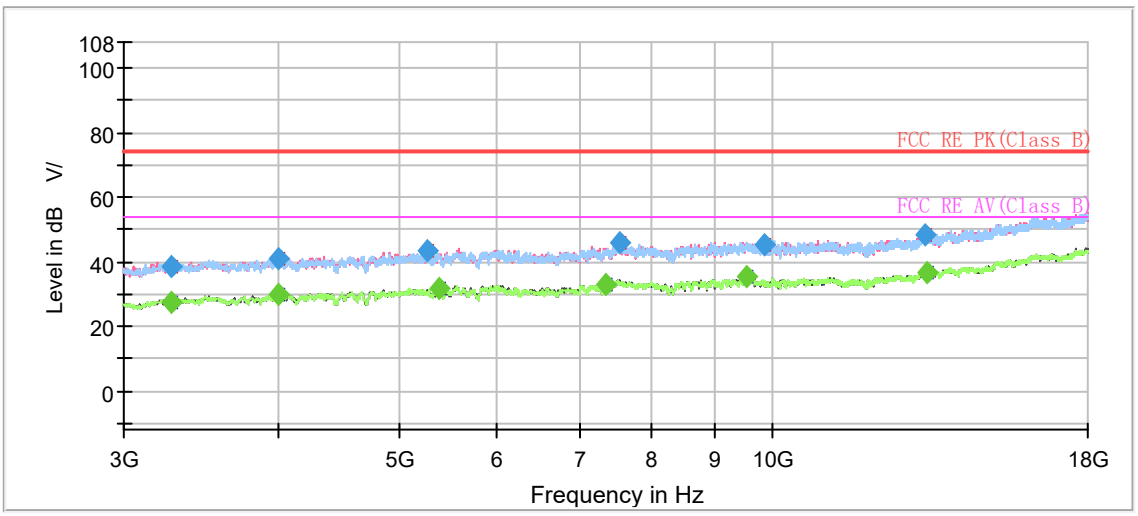

Radiates Emission from 3GHz to 18GHz

This report shall not be reproduced except in full, without the written approval of TA Technology (Shanghai) Co., Ltd.

Frequency (MHz)	MaxPeak (dBµV/m)	Average (dBµV/m)	Limit (dBµV/m)	Margin (dB)	Meas. Time (ms)	Height (cm)	Pol	Azimuth (deg)	Corr. (dB/m)
1047.250000	---	31.12	54.00	22.88	500.0	100.0	V	12.0	-8.5
1049.500000	42.28	---	74.00	31.72	500.0	200.0	V	228.0	-8.4
1185.500000	43.99	---	74.00	30.01	500.0	200.0	H	21.0	-7.5
1196.750000	---	32.15	54.00	21.85	500.0	200.0	V	19.0	-7.5
1430.000000	44.73	---	74.00	29.27	500.0	100.0	H	354.0	-6.0
1435.750000	---	33.24	54.00	20.76	500.0	200.0	V	223.0	-6.0
1705.750000	45.76	---	74.00	28.24	500.0	200.0	H	0.0	-4.5
1713.000000	---	34.29	54.00	19.71	500.0	200.0	H	91.0	-4.5
2035.000000	47.81	---	74.00	26.19	500.0	200.0	H	113.0	-2.7
2070.000000	---	35.40	54.00	18.60	500.0	200.0	V	125.0	-2.6
2758.750000	47.89	---	74.00	26.11	500.0	200.0	V	161.0	0.3
2761.750000	---	36.71	54.00	17.29	500.0	100.0	H	118.0	0.3
13344.375000	---	36.78	54.00	17.22	500.0	100.0	V	13.0	7.0

Remark: 1. Correction Factor = Antenna factor + Insertion loss (cable loss + amplifier gain)
2. Margin = Limit –MAX Peak/ Average

This report shall not be reproduced except in full, without the written approval of TA Technology (Shanghai) Co., Ltd.

Bluetooth LE-Channel 19

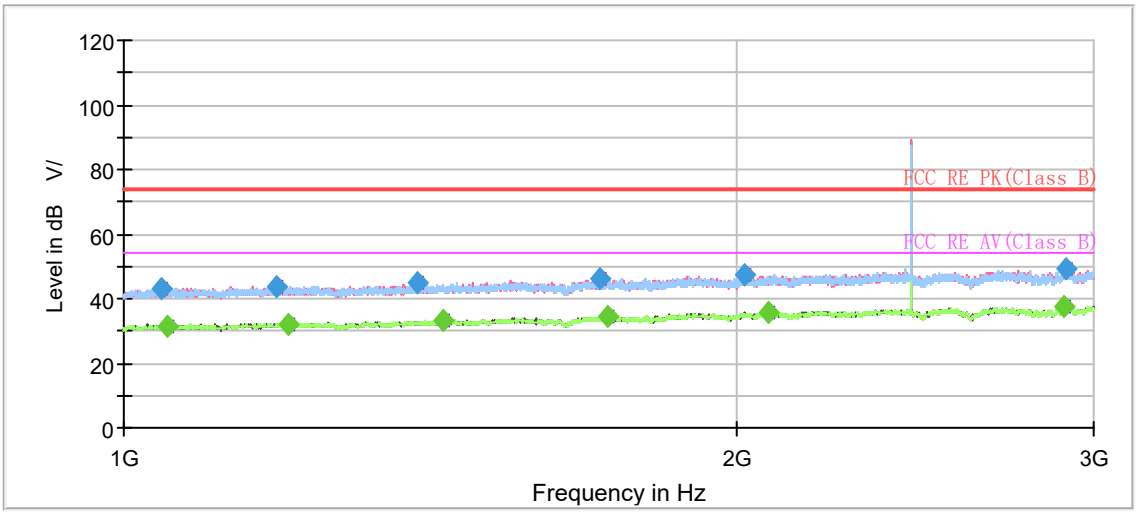

Note: The signal beyond the limit is carrier.

Radiates Emission from 1GHz to 3GHz

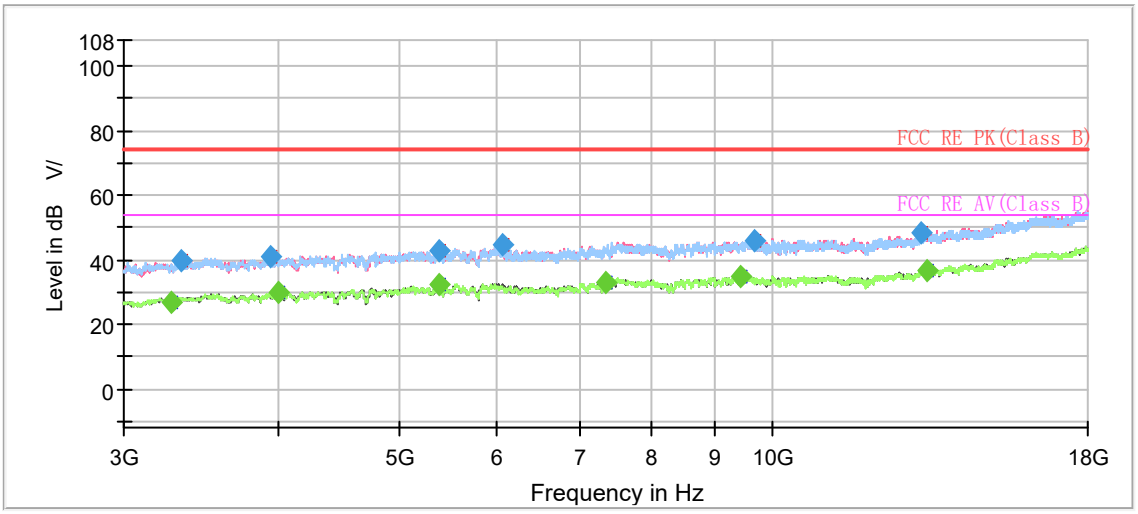

Radiates Emission from 3GHz to 18GHz

This report shall not be reproduced except in full, without the written approval of TA Technology (Shanghai) Co., Ltd.

Frequency (MHz)	MaxPeak (dBµV/m)	Average (dBµV/m)	Limit (dBµV/m)	Margin (dB)	Meas. Time (ms)	Height (cm)	Pol	Azimuth (deg)	Corr. (dB/m)
1043.750000	42.83	---	74.00	31.17	500.0	100.0	H	315.0	-8.5
1050.000000	---	31.56	54.00	22.44	500.0	200.0	H	19.0	-8.4
1187.750000	43.71	---	74.00	30.29	500.0	100.0	H	188.0	-7.5
1205.500000	---	32.16	54.00	21.84	500.0	100.0	V	342.0	-7.4
1394.000000	44.65	---	74.00	29.35	500.0	200.0	H	103.0	-6.2
1436.250000	---	33.03	54.00	20.97	500.0	200.0	V	232.0	-6.0
1713.250000	46.18	---	74.00	27.82	500.0	200.0	V	200.0	-4.5
1731.500000	---	34.43	54.00	19.57	500.0	100.0	H	135.0	-4.4
2019.750000	47.54	---	74.00	26.46	500.0	100.0	V	143.0	-2.8
2075.500000	---	35.48	54.00	18.53	500.0	200.0	H	205.0	-2.6
2898.500000	---	37.41	54.00	16.59	500.0	200.0	H	15.0	0.8
2906.000000	49.08	---	74.00	24.92	500.0	200.0	H	46.0	0.9

Remark: 1. Correction Factor = Antenna factor + Insertion loss (cable loss + amplifier gain)
2. Margin = Limit –MAX Peak/ Average

This report shall not be reproduced except in full, without the written approval of TA Technology (Shanghai) Co., Ltd.

Bluetooth LE-Channel 39

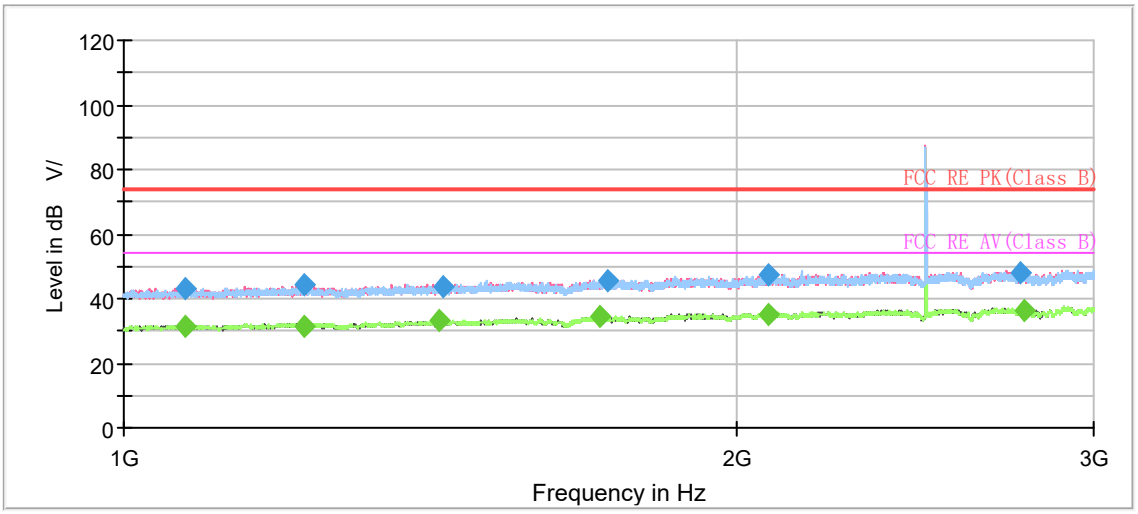

Note: The signal beyond the limit is carrier.

Radiates Emission from 1GHz to 3GHz

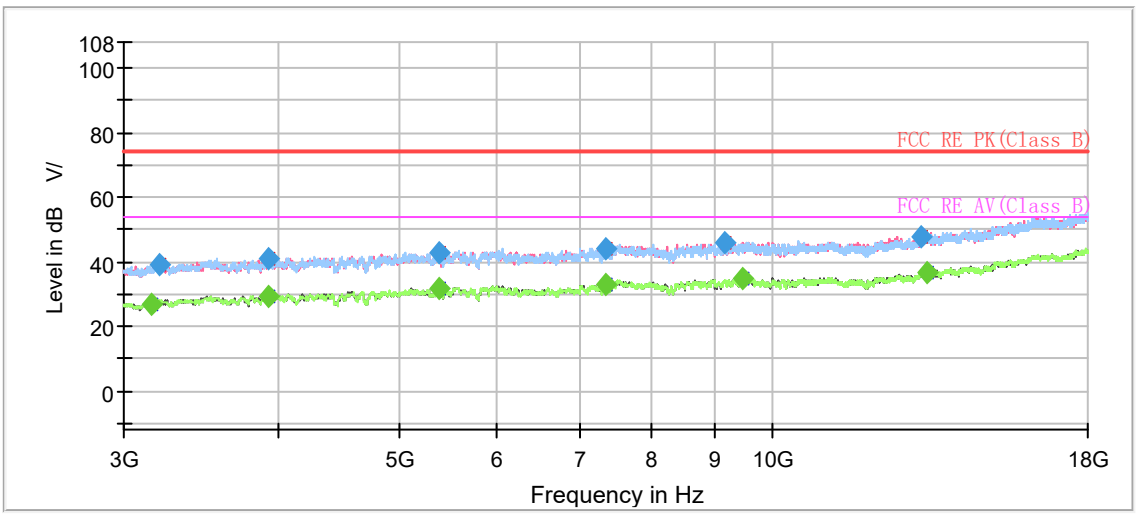

Radiates Emission from 3GHz to 18GHz

This report shall not be reproduced except in full, without the written approval of TA Technology (Shanghai) Co., Ltd.

Frequency (MHz)	MaxPeak (dBµV/m)	Average (dBµV/m)	Limit (dBµV/m)	Margin (dB)	Meas. Time (ms)	Height (cm)	Pol	Azimuth (deg)	Corr. (dB/m)
1071.500000	---	31.54	54.00	22.46	500.0	100.0	H	15.0	-8.3
1072.750000	42.99	---	74.00	31.01	500.0	200.0	H	211.0	-8.3
1227.000000	---	31.48	54.00	22.52	500.0	200.0	V	286.0	-7.3
1228.000000	44.11	---	74.00	29.89	500.0	100.0	V	16.0	-7.3
1430.250000	---	32.97	54.00	21.03	500.0	200.0	V	327.0	-6.0
1436.750000	43.50	---	74.00	30.50	500.0	200.0	H	280.0	-6.0
1713.000000	---	34.26	54.00	19.74	500.0	100.0	V	34.0	-4.5
1730.000000	45.81	---	74.00	28.19	500.0	100.0	V	283.0	-4.4
2073.500000	47.09	---	74.00	26.91	500.0	100.0	V	189.0	-2.6
2077.500000	---	35.28	54.00	18.72	500.0	100.0	V	306.0	-2.5
2759.500000	47.78	---	74.00	26.22	500.0	100.0	V	7.0	0.3
2771.000000	---	36.55	54.00	17.45	500.0	200.0	V	264.0	0.4
13350.000000	---	36.75	54.00	17.25	500.0	100.0	V	45.0	7.0

Remark: 1. Correction Factor = Antenna factor + Insertion loss (cable loss + amplifier gain)
2. Margin = Limit –MAX Peak/ Average

This report shall not be reproduced except in full, without the written approval of TA Technology (Shanghai) Co., Ltd.

During the test, the Radiates Emission from 18GHz to 26.5GHz was performed in all modes with all channels, Bluetooth LE-Channel 19 are selected as the worst condition. The test data of the worst-case condition was recorded in this report.

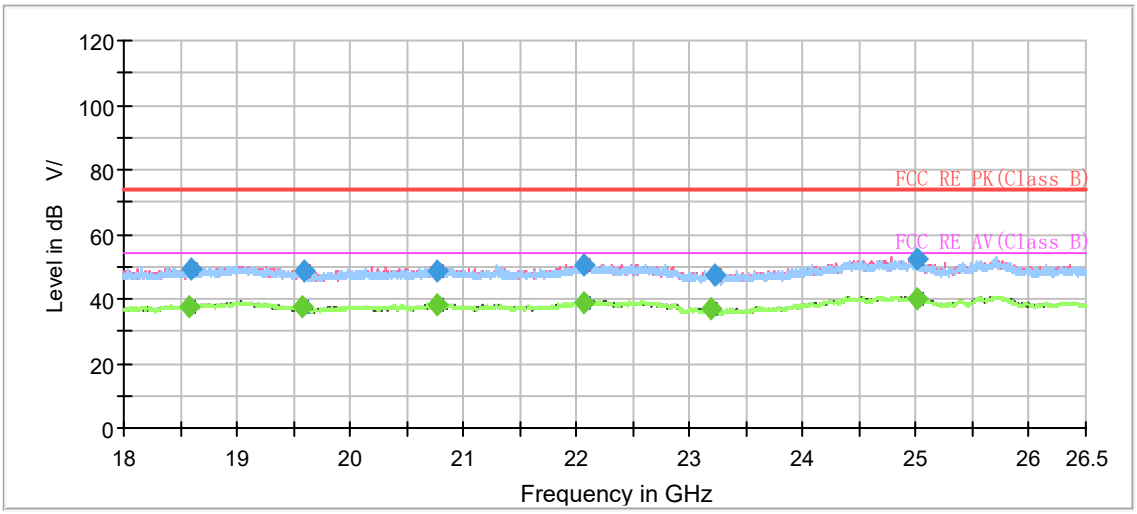

Radiates Emission from 18GHz to 26.5GHz

Frequency (MHz)	MaxPeak (dBμV/m)	Average (dBμV/m)	Limit (dBμV/m)	Margin (dB)	Meas. Time (ms)	Height (cm)	Pol	Azimuth (deg)	Corr. (dB/m)
18582.250000	---	37.58	54.00	16.42	500.0	200.0	V	119.0	-7.2
18588.625000	49.12	---	74.00	24.88	500.0	200.0	V	0.0	-7.1
19575.687500	---	37.62	54.00	16.38	500.0	200.0	V	336.0	-7.9
19590.562500	48.52	---	74.00	25.48	500.0	200.0	H	0.0	-7.9
20769.937500	48.57	---	74.00	25.43	500.0	200.0	V	41.0	-6.3
20775.250000	---	38.27	54.00	15.73	500.0	200.0	V	314.0	-6.3
22059.812500	50.57	---	74.00	23.43	500.0	100.0	V	0.0	-4.6
22064.062500	---	38.88	54.00	15.12	500.0	200.0	V	127.0	-4.6
23186.062500	---	37.00	54.00	17.00	500.0	200.0	H	342.0	-6.1
23217.937500	47.64	---	74.00	26.36	500.0	200.0	V	255.0	-6.2
25002.937500	52.07	---	74.00	21.93	500.0	200.0	H	310.0	-2.3
25005.062500	---	39.97	54.00	14.03	500.0	200.0	V	13.0	-2.3

Remark: 1. Correction Factor = Antenna factor + Insertion loss (cable loss + amplifier gain)
2. Margin = Limit –MAX Peak/ Average

This report shall not be reproduced except in full, without the written approval of TA Technology (Shanghai) Co., Ltd.

5.7. Conducted Emission

Ambient Condition

Temperature	Relative humidity
20°C ~ 25°C	45% ~ 50%

Methods of Measurement

The EUT is placed on a non-metallic table of 80cm height above the horizontal metal reference ground plane. During the test, the EUT was operating in its typical mode. The test method is according to ANSI C63.10. Connect the AC power line of the EUT to the L.I.S.N. Use EMI receiver to detect the average and Quasi-peak value. RBW is set to 9 kHz, VBW is set to 30kHz.
The measurement result should include both L line and N line.
The test is in transmitting mode.

Test Setup

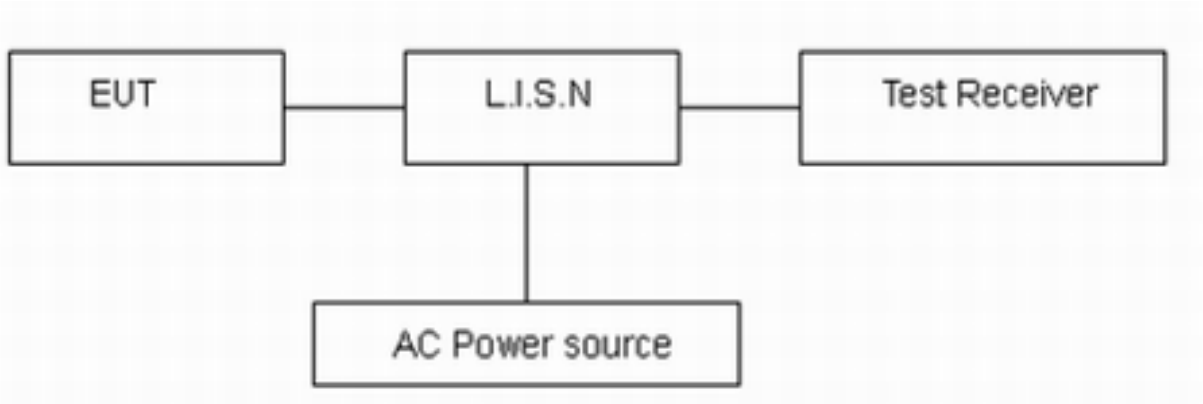

Note: AC Power source is used to change the voltage 110V/60Hz.

Limits

Frequency (MHz)	Conducted Limits(dBμV)	
	Quasi-peak	Average
0.15 - 0.5	66 to 56 *	56 to 46*
0.5 - 5	56	46
5 - 30	60	50
*: Decreases with the logarithm of the frequency.		

Measurement Uncertainty

The assessed measurement uncertainty to ensure 95% confidence level for the normal distribution is with the coverage factor k = 1.96, U= 2.69 dB.

This report shall not be reproduced except in full, without the written approval of TA Technology (Shanghai) Co., Ltd.

Test Results:

Following plots, Blue trace uses the peak detection and Green trace uses the average detection.

Wi-Fi 2.4G

During the test, the Conducted Emission was performed in all modes with all channels, 802.11b CH11 are selected as the worst condition. The test data of the worst-case condition was recorded in this report.

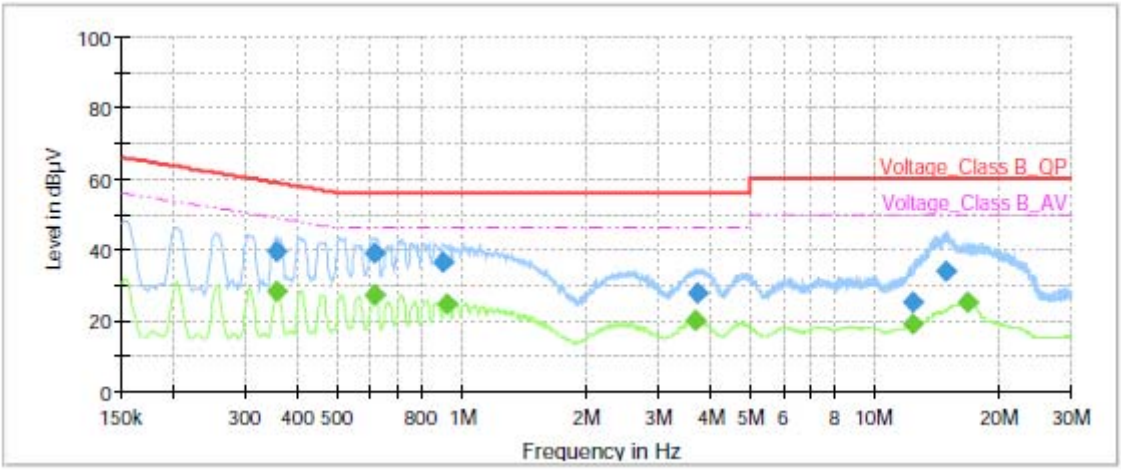

Frequency (MHz)	QuasiPeak (dBµV)	Average (dBµV)	Limit (dBµV)	Margin (dB)	Meas. Time (ms)	Bandwidth (kHz)	Line	Filter	Corr. (dB)
0.35	39.68	---	58.85	19.17	1000.0	9.000	L1	ON	20.8
0.36	---	27.96	48.80	20.84	1000.0	9.000	L1	ON	20.8
0.61	38.98	---	56.00	17.02	1000.0	9.000	L1	ON	20.5
0.61	---	27.30	46.00	18.70	1000.0	9.000	L1	ON	20.5
0.90	36.43	---	56.00	19.57	1000.0	9.000	L1	ON	20.0
0.92	---	24.73	46.00	21.27	1000.0	9.000	L1	ON	20.0
3.69	---	20.14	46.00	25.86	1000.0	9.000	L1	ON	19.2
3.74	27.66	---	56.00	28.34	1000.0	9.000	L1	ON	19.2
12.38	24.94	---	60.00	35.06	1000.0	9.000	L1	ON	19.3
12.39	---	19.11	50.00	30.89	1000.0	9.000	L1	ON	19.3
14.94	33.86	---	60.00	26.14	1000.0	9.000	L1	ON	19.4
16.85	---	25.29	50.00	24.71	1000.0	9.000	L1	ON	19.5

Remark: Correct factor=cable loss + LISN factor

L line Conducted

Emission from 150 KHz to 30 MHz

This report shall not be reproduced except in full, without the written approval of TA Technology (Shanghai) Co., Ltd.

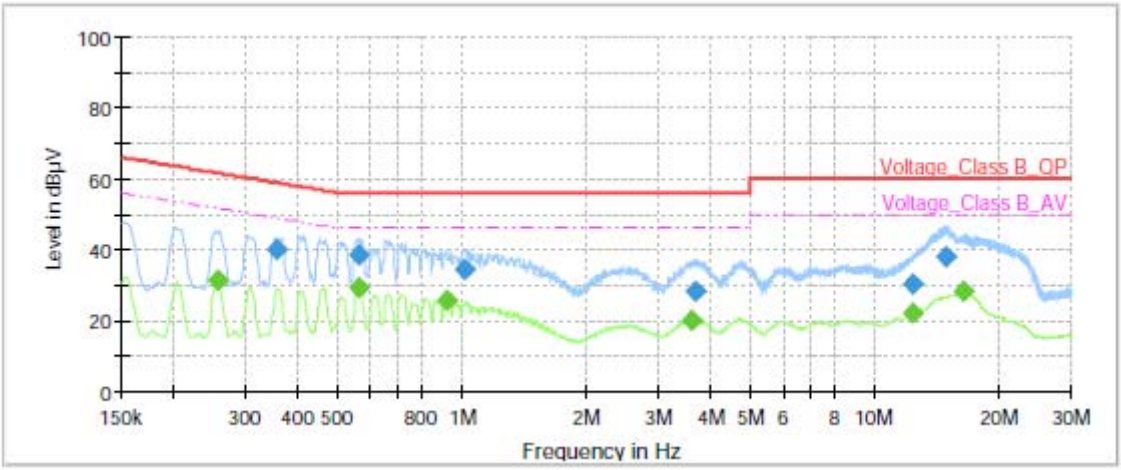

Frequency (MHz)	QuasiPeak (dBµV)	Average (dBµV)	Limit (dBµV)	Margin (dB)	Meas. Time (ms)	Bandwidth (kHz)	Line	Filter	Corr. (dB)
0.26	---	31.46	51.57	20.11	1000.0	9.000	N	ON	21.0
0.36	39.88	---	58.80	18.92	1000.0	9.000	N	ON	20.9
0.56	---	29.05	46.00	16.95	1000.0	9.000	N	ON	20.6
0.56	38.71	---	56.00	17.29	1000.0	9.000	N	ON	20.6
0.92	---	25.46	46.00	20.54	1000.0	9.000	N	ON	20.1
1.02	34.23	---	56.00	21.77	1000.0	9.000	N	ON	20.0
3.60	---	20.23	46.00	25.77	1000.0	9.000	N	ON	19.3
3.68	28.37	---	56.00	27.63	1000.0	9.000	N	ON	19.3
12.36	30.42	---	60.00	29.58	1000.0	9.000	N	ON	19.4
12.40	---	22.21	50.00	27.79	1000.0	9.000	N	ON	19.4
14.85	38.07	---	60.00	21.93	1000.0	9.000	N	ON	19.5
16.51	---	28.18	50.00	21.82	1000.0	9.000	N	ON	19.6

Remark: Correct factor=cable loss + LISN factor

N line

Conducted Emission from 150 KHz to 30 MHz

This report shall not be reproduced except in full, without the written approval of TA Technology (Shanghai) Co., Ltd.

Bluetooth LE

During the test, the Conducted Emission was performed in all modes with all channels, Bluetooth LE-Channel 19 are selected as the worst condition. The test data of the worst-case condition was recorded in this report.

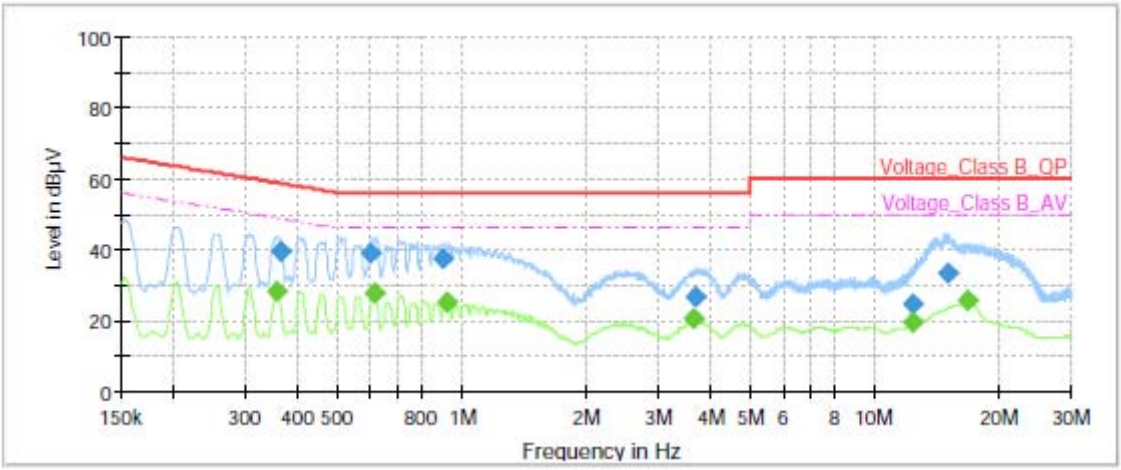

Frequency (MHz)	QuasiPeak (dBµV)	Average (dBµV)	Limit (dBµV)	Margin (dB)	Meas. Time (ms)	Bandwidth (kHz)	Line	Filter	Corr. (dB)
0.36	---	28.20	48.80	20.60	1000.0	9.000	L1	ON	20.8
0.36	39.61	---	58.69	19.08	1000.0	9.000	L1	ON	20.8
0.60	38.72	---	56.00	17.28	1000.0	9.000	L1	ON	20.5
0.61	---	27.68	46.00	18.32	1000.0	9.000	L1	ON	20.5
0.90	37.19	---	56.00	18.81	1000.0	9.000	L1	ON	20.0
0.92	---	25.15	46.00	20.85	1000.0	9.000	L1	ON	20.0
3.64	---	20.29	46.00	25.71	1000.0	9.000	L1	ON	19.2
3.67	26.71	---	56.00	29.29	1000.0	9.000	L1	ON	19.2
12.39	---	19.23	50.00	30.77	1000.0	9.000	L1	ON	19.3
12.40	24.77	---	60.00	35.23	1000.0	9.000	L1	ON	19.3
15.11	33.36	---	60.00	26.64	1000.0	9.000	L1	ON	19.4
16.86	---	25.48	50.00	24.52	1000.0	9.000	L1	ON	19.5

Remark: Correct factor=cable loss + LISN factor

L line

Conducted Emission from 150 KHz to 30 MHz

This report shall not be reproduced except in full, without the written approval of TA Technology (Shanghai) Co., Ltd.

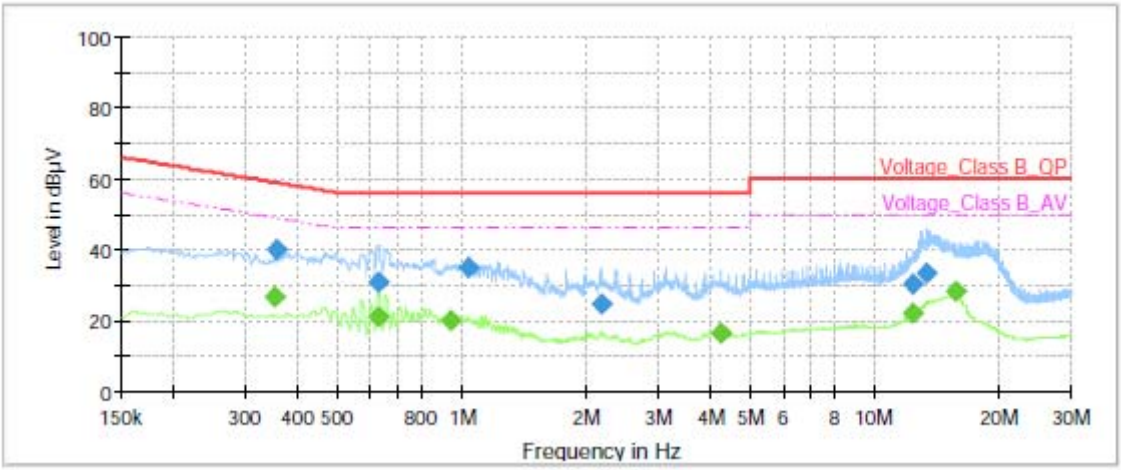

Frequency (MHz)	QuasiPeak (dBµV)	Average (dBµV)	Limit (dBµV)	Margin (dB)	Meas. Time (ms)	Bandwidth (kHz)	Line	Filter	Corr. (dB)
0.35	---	26.91	48.96	22.05	1000.0	9.000	N	ON	20.9
0.36	40.11	---	58.80	18.69	1000.0	9.000	N	ON	20.9
0.62	30.99	---	56.00	25.01	1000.0	9.000	N	ON	20.5
0.63	---	20.90	46.00	25.10	1000.0	9.000	N	ON	20.5
0.94	---	19.96	46.00	26.04	1000.0	9.000	N	ON	20.0
1.03	34.70	---	56.00	21.30	1000.0	9.000	N	ON	20.0
2.17	24.75	---	56.00	31.25	1000.0	9.000	N	ON	19.4
4.25	---	16.37	46.00	29.63	1000.0	9.000	N	ON	19.2
12.37	30.50	---	60.00	29.50	1000.0	9.000	N	ON	19.4
12.37	---	22.23	50.00	27.77	1000.0	9.000	N	ON	19.4
13.31	33.41	---	60.00	26.59	1000.0	9.000	N	ON	19.5
15.77	---	27.96	50.00	22.04	1000.0	9.000	N	ON	19.6

Remark: Correct factor=cable loss + LISN factor

N line

Conducted Emission from 150 KHz to 30 MHz

This report shall not be reproduced except in full, without the written approval of TA Technology (Shanghai) Co., Ltd.

6. Main Test Instruments

Name	Manufacturer	Type	Serial Number	Calibration Date	Expiration Date
Artificial main network	R&S	ENV216	102191	2022-12-13	2024-12-09
EMI Test Receiver	R&S	ESR	101667	2022-05-25	2023-05-24
Software	R&S	EMC32	10.35.10	/	/
EMI Test Receiver	R&S	ESR	102389	2022-05-25	2023-05-24
Spectrum Analyzer	R&S	FSV40	101186	2022-05-14	2023-05-13
Loop Antenna	SCHWARZBECK	FMZB1519	1519-047	2020-04-02	2023-04-01
TRILOG Broadband Antenna	SCHWARZBECK	VULB 9163	1023	2020-05-05	2023-05-04
Horn Antenna	R&S	HF907	102723	2021-07-24	2024-07-23
Horn Antenna	ETS-Lindgren	3160-09	00102643	2021-10-10	2024-10-09
Software	R&S	EMC32	9.26.01	/	/
Power sensor	R&S	NRP18S	101954	2022-05-14	2023-05-13
Spectrum Analyzer	KEYSIGHT	N9020A	MY51330870	2022-05-14	2023-05-13

********END OF REPORT ********

This report shall not be reproduced except in full, without the written approval of TA Technology (Shanghai) Co., Ltd.

ANNEX A: The EUT Appearance

The EUT Appearance are submitted separately.

This report shall not be reproduced except in full, without the written approval of TA Technology (Shanghai) Co., Ltd.

ANNEX B: Test Setup Photos

The Test Setup Photos are submitted separately.

This report shall not be reproduced except in full, without the written approval of TA Technology (Shanghai) Co., Ltd.