Mode	10	
	Band Edge - L	
	2400-2483.5_802.11n HT40_CH03_2422MHz	
ANT	4	
Pol.	Vertical	Fundamental
Peak	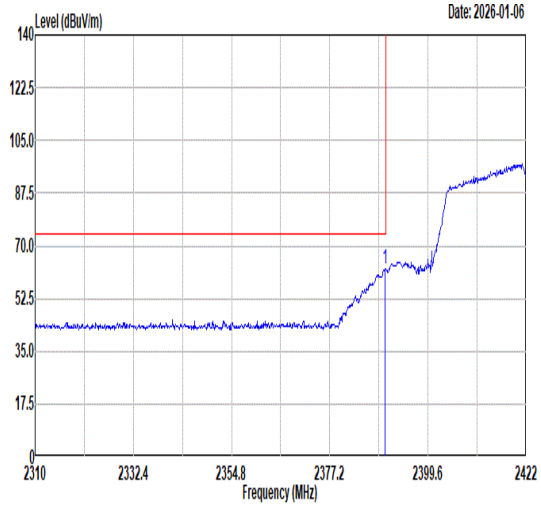 Freq Level Limit Line Margin (dB) Read Level Ant Factor Cable Loss Preamp Factor APos TPos Remark MHz dBuV/m dBuV/m dBuV dB/m dB dB cm deg 1 2389.74 62.14 74.00 -11.86 57.50 30.41 6.87 32.64 346 256 PEAK	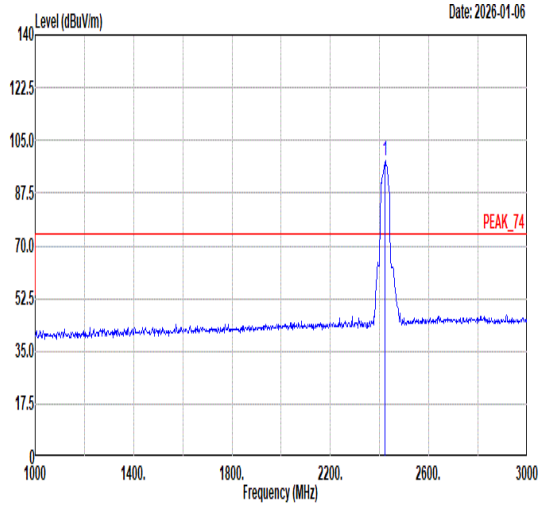 Freq Level Limit Line Margin (dB) Read Level Ant Factor Cable Loss Preamp Factor APos TPos Remark MHz dBuV/m dBuV/m dBuV dB/m dB dB cm deg 1 2422.00 98.13 ------ ------ 93.41 30.44 6.91 32.63 346 256 PEAK
Avg	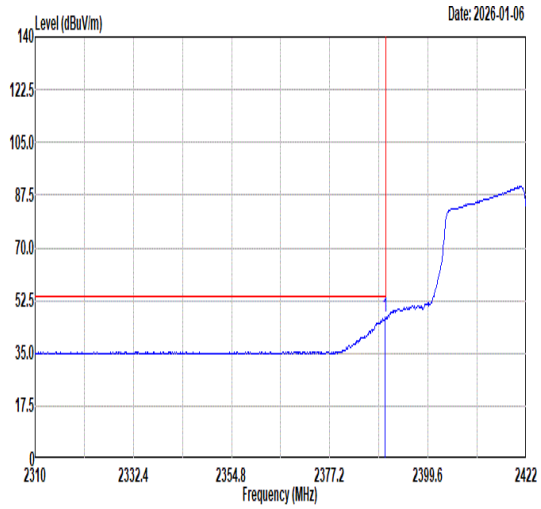 Freq Level Limit Line Margin (dB) Read Level Ant Factor Cable Loss Preamp Factor APos TPos Remark MHz dBuV/m dBuV/m dBuV dB/m dB dB cm deg 1 2389.86 47.07 54.00 -6.93 42.43 30.41 6.87 32.64 346 256 AVERAGE	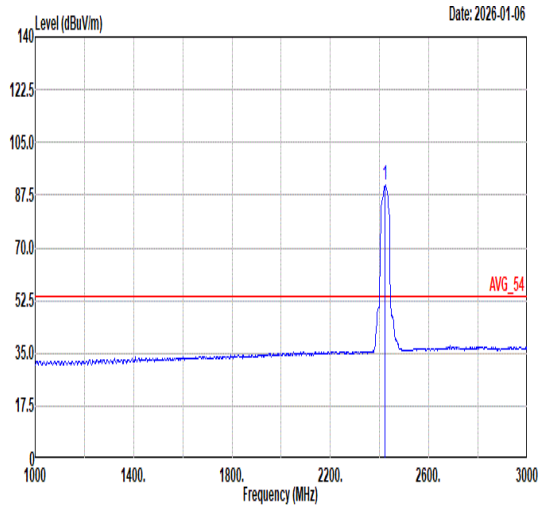 Freq Level Limit Line Margin (dB) Read Level Ant Factor Cable Loss Preamp Factor APos TPos Remark MHz dBuV/m dBuV/m dBuV dB/m dB dB cm deg 1 2422.00 90.71 ------ ------ 85.99 30.44 6.91 32.63 346 256 AVERAGE

Mode	10	
	Band Edge - R	
	2400-2483.5_802.11n HT40_CH03_2422MHz	
ANT	4	
Pol.	Vertical	Fundamental
Peak	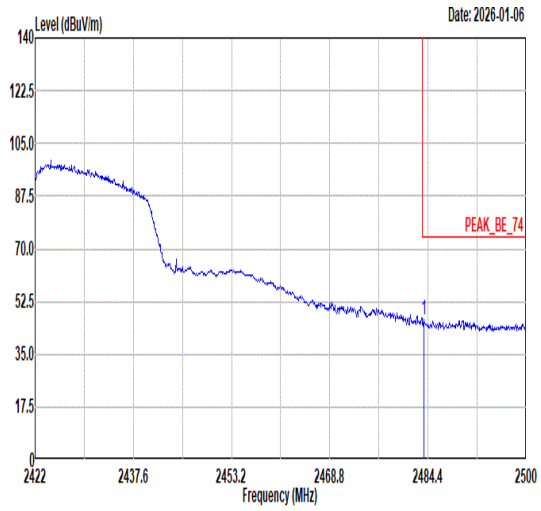 Freq Level Limit Line Margin (dB) Read Level Ant Factor Cable Loss Preamp Factor APos TPos Remark MHz dBuV/m dBuV/m dBuV dB/m dB dB cm deg 1 2483.78 46.35 74.00 -27.65 41.49 30.49 6.98 32.61 346 256 PEAK	Blank
Avg	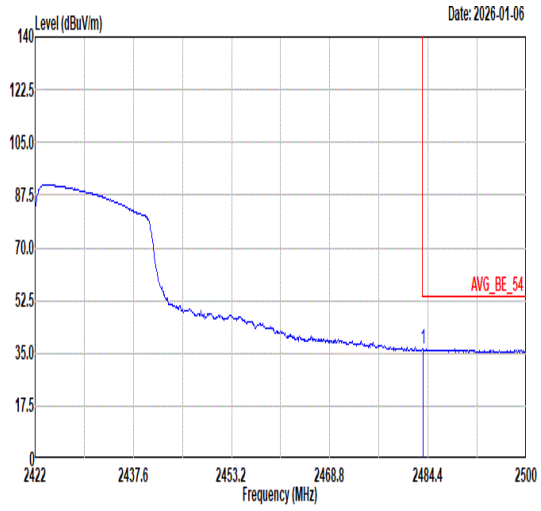 Freq Level Limit Line Margin (dB) Read Level Ant Factor Cable Loss Preamp Factor APos TPos Remark MHz dBuV/m dBuV/m dBuV dB/m dB dB cm deg 1 2483.62 36.24 54.00 -17.76 31.38 30.49 6.98 32.61 346 256 AVERAGE	Blank

Mode	10	
	Harmonic	
	2400-2483.5_802.11n HT40_CH03_2422MHz	
ANT	4	
Pol.	Horizontal	Vertical
Peak Avg	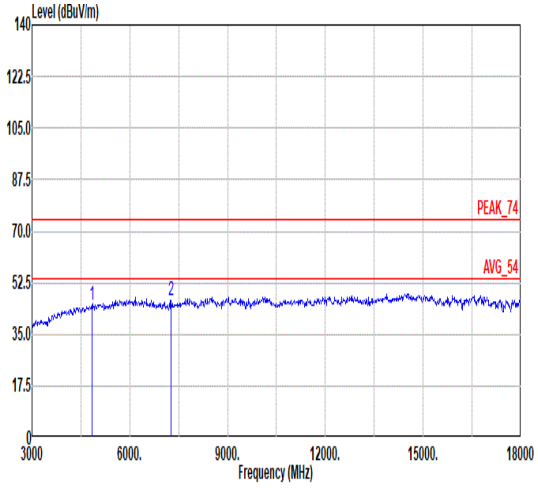 Freq Level Limit Line Margin Read Level Ant Factor Cable Loss Preamp Factor APos TPos Remark MHz dBuV/m dBuV/m dB dBuV dB/m dB dB cm deg 1 4844.00 44.74 74.00 -29.26 51.69 35.46 10.20 52.61 --- --- Peak 2 7266.00 46.29 74.00 -27.71 50.14 36.42 11.94 52.21 --- --- Peak	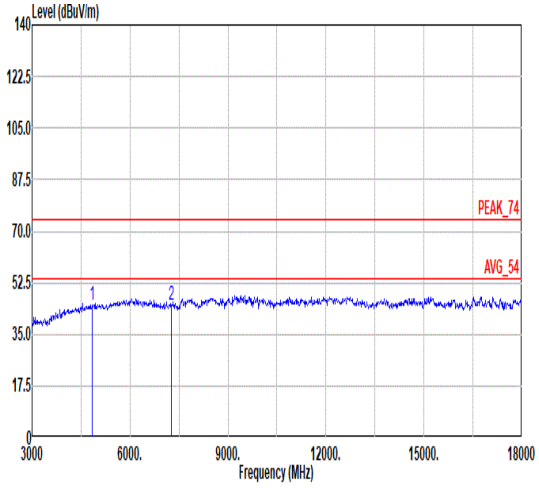 Freq Level Limit Line Margin Read Level Ant Factor Cable Loss Preamp Factor APos TPos Remark MHz dBuV/m dBuV/m dB dBuV dB/m dB dB cm deg 1 4844.00 44.84 74.00 -29.16 51.79 35.46 10.20 52.61 --- --- Peak 2 7266.00 44.95 74.00 -29.05 48.80 36.42 11.94 52.21 --- --- Peak

Mode	11	
	Band Edge - L	
	2400-2483.5_802.11n HT40_CH06_2437MHz	
ANT	4	
Pol.	Horizontal	Fundamental
Peak	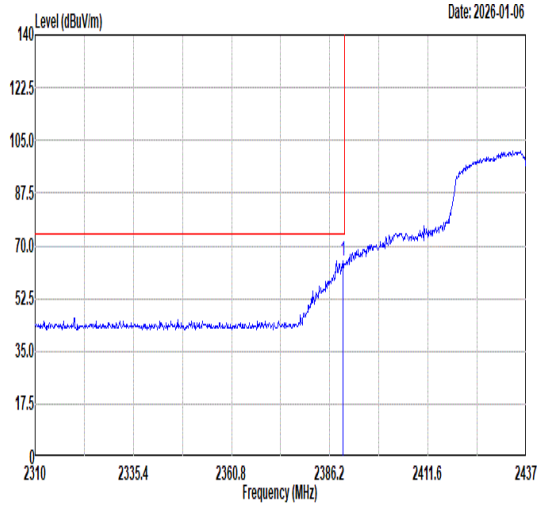 Freq Level Limit Line Margin (dB) Read Level Ant Factor Cable Loss Preamp Factor APos TPos Remark 1 2389.63 64.87 74.00 -9.13 60.23 30.41 6.87 32.64 306 274 PEAK	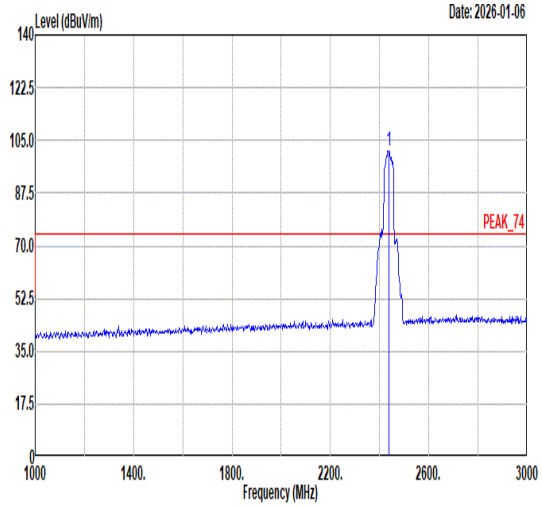 Freq Level Limit Line Margin (dB) Read Level Ant Factor Cable Loss Preamp Factor APos TPos Remark 1 2437.00 101.60 ------ ------ 96.86 30.45 6.92 32.63 306 274 PEAK
Avg	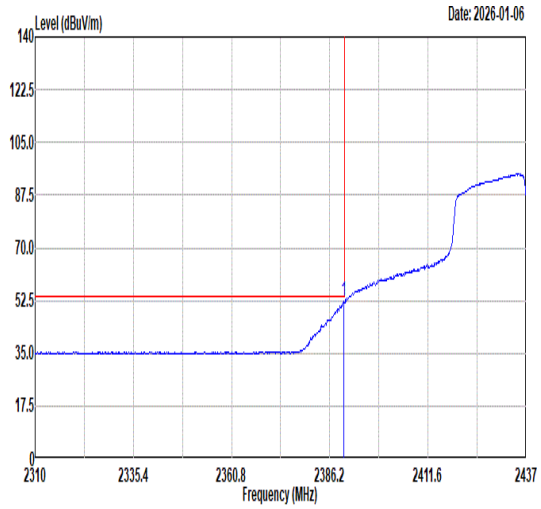 Freq Level Limit Line Margin (dB) Read Level Ant Factor Cable Loss Preamp Factor APos TPos Remark 1 2389.76 52.24 54.00 -1.76 47.60 30.41 6.87 32.64 306 274 AVERAGE	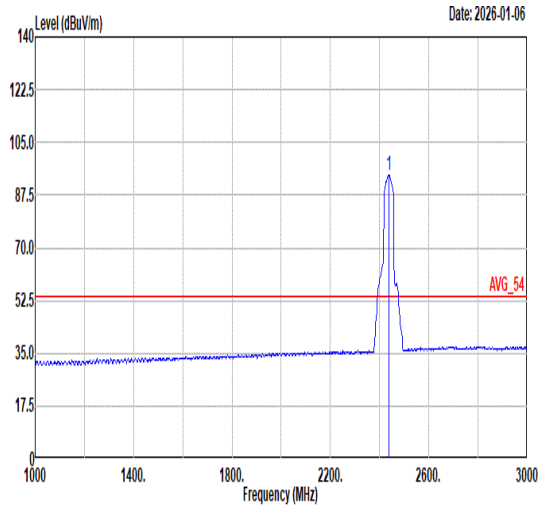 Freq Level Limit Line Margin (dB) Read Level Ant Factor Cable Loss Preamp Factor APos TPos Remark 1 2437.00 94.28 ------ ------ 89.54 30.45 6.92 32.63 306 274 AVERAGE

Mode	11	
	Band Edge - R	
	2400-2483.5_802.11n HT40_CH06_2437MHz	
ANT	4	
Pol.	Horizontal	Fundamental
Peak	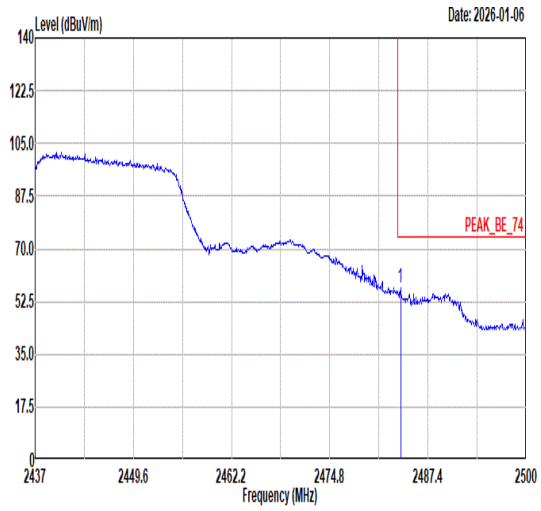 Freq Level Limit Line Margin (dB) Read Level Ant Factor Cable Loss Preamp Factor APos TPos Remark MHz dBuV/m dBuV/m dBuV dB/m dB dB cm deg 1 2483.87 57.11 74.00 -16.89 52.25 30.49 6.98 32.61 306 274 PEAK	Blank
Avg	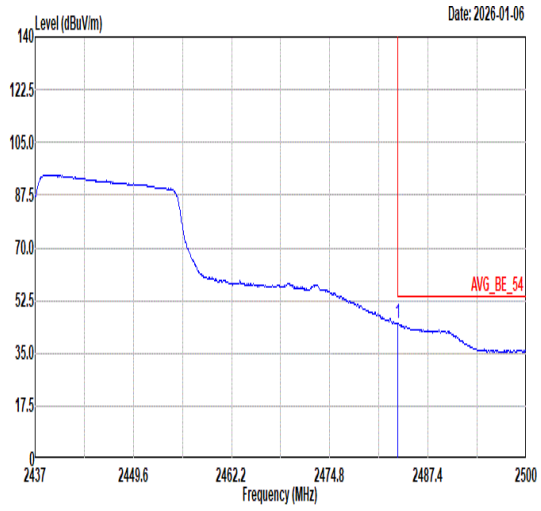 Freq Level Limit Line Margin (dB) Read Level Ant Factor Cable Loss Preamp Factor APos TPos Remark MHz dBuV/m dBuV/m dBuV dB/m dB dB cm deg 1 2483.56 44.70 54.00 -9.30 39.84 30.49 6.98 32.61 306 274 AVERAGE	Blank

Mode	11	
	Band Edge - L	
	2400-2483.5_802.11n HT40_CH06_2437MHz	
ANT	4	
Pol.	Vertical	Fundamental
Peak	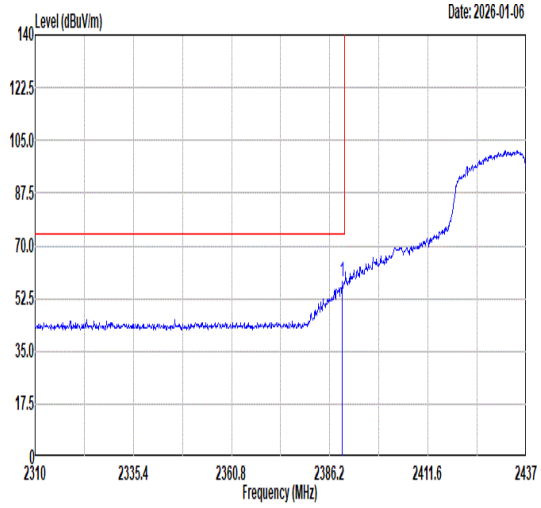 Freq Level Limit Line Margin (dB) Read Level Ant Factor Cable Loss Preamp Factor APos TPos Remark 1 2389.50 58.20 74.00 -15.80 53.56 30.41 6.87 32.64 338 255 PEAK	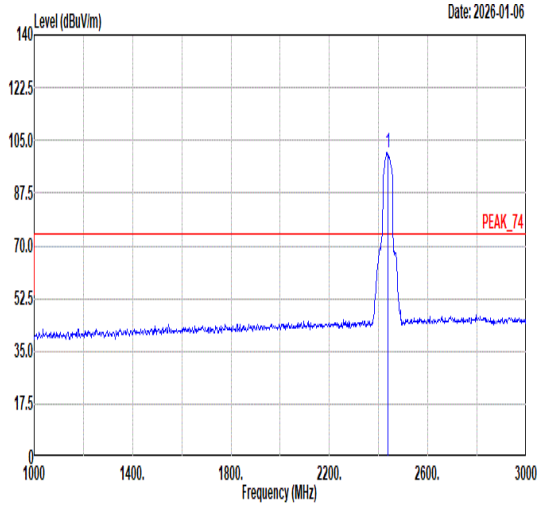 Freq Level Limit Line Margin (dB) Read Level Ant Factor Cable Loss Preamp Factor APos TPos Remark 1 2437.00 101.10 ------ ------ 96.36 30.45 6.92 32.63 338 255 PEAK
Avg	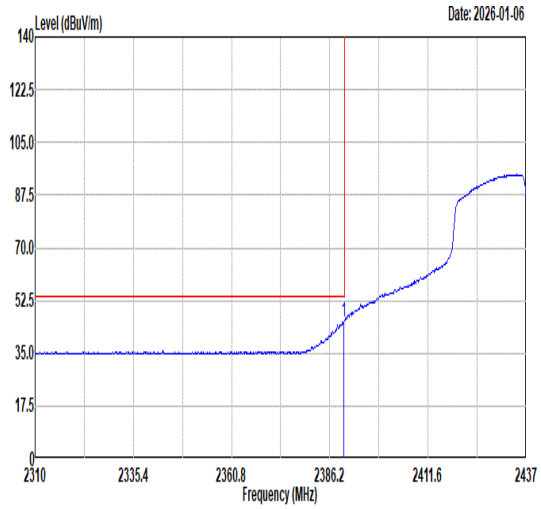 Freq Level Limit Line Margin (dB) Read Level Ant Factor Cable Loss Preamp Factor APos TPos Remark 1 2389.76 45.66 54.00 -8.34 41.02 30.41 6.87 32.64 338 255 AVERAGE	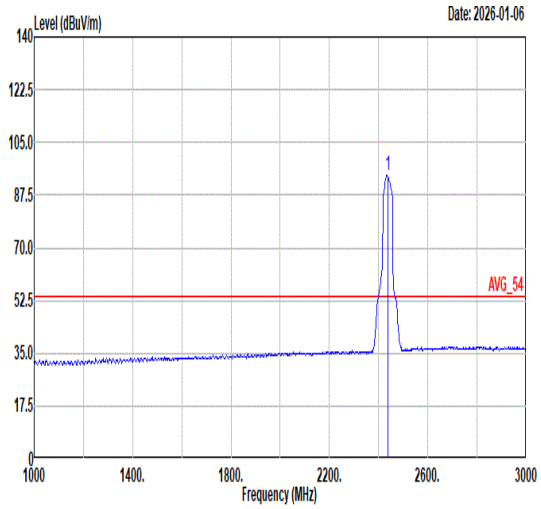 Freq Level Limit Line Margin (dB) Read Level Ant Factor Cable Loss Preamp Factor APos TPos Remark 1 2437.00 94.15 ------ ------ 89.41 30.45 6.92 32.63 338 255 AVERAGE

Mode	11	
	Band Edge - R	
	2400-2483.5_802.11n HT40_CH06_2437MHz	
ANT	4	
Pol.	Vertical	Fundamental
Peak	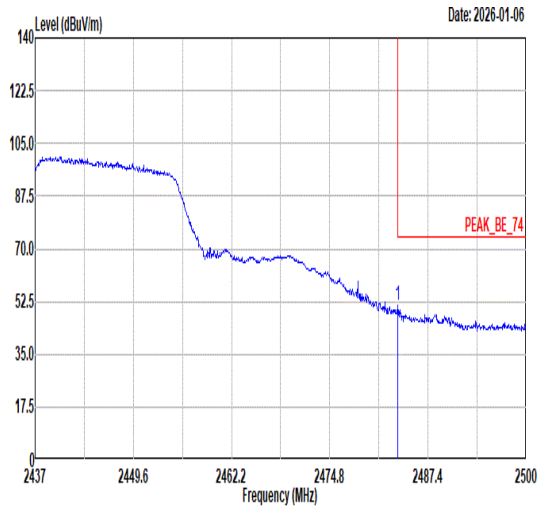 Freq Level Limit Line Margin (dB) Read Level Ant Factor Cable Loss Preamp Factor APos TPos Remark MHz dBuV/m dBuV/m dBuV dB/m dB dB cm deg 1 2483.56 51.10 74.00 -22.90 46.24 30.49 6.98 32.61 338 255 PEAK	Blank
Avg	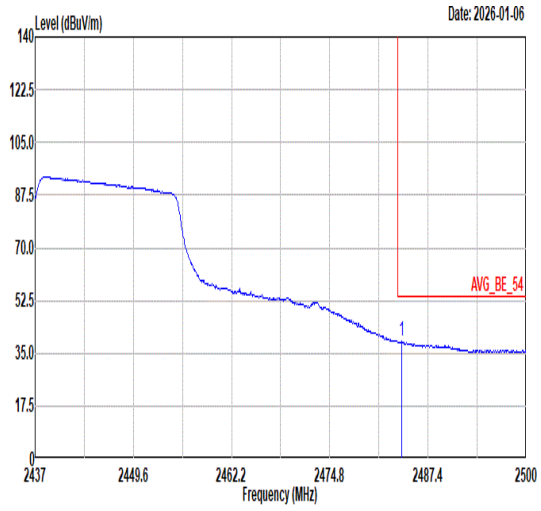 Freq Level Limit Line Margin (dB) Read Level Ant Factor Cable Loss Preamp Factor APos TPos Remark MHz dBuV/m dBuV/m dBuV dB/m dB dB cm deg 1 2484.06 38.89 54.00 -15.11 34.03 30.49 6.98 32.61 338 255 AVERAGE	Blank

Mode	11	
	Harmonic	
	2400-2483.5_802.11n HT40_CH06_2437MHz	
ANT	4	
Pol.	Horizontal	Vertical
Peak Avg	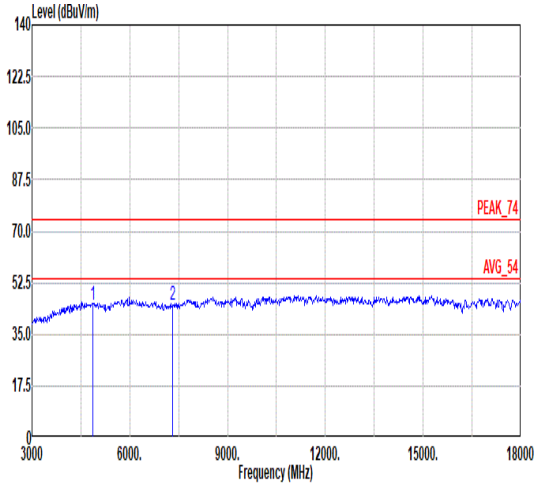 Freq Level Limit Line Margin Read Level Ant Factor Cable Loss Preamp Factor APos TPos Remark MHz dBuV/m dBuV/m dB dBuV dB/m dB dB cm deg 1 4874.00 44.98 74.00 -29.02 51.81 35.52 10.27 52.62 --- --- Peak 2 7311.00 44.92 74.00 -29.08 48.66 36.47 12.01 52.22 --- --- Peak	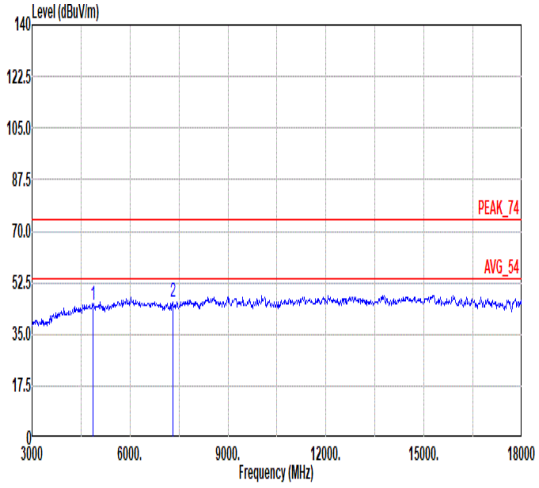 Freq Level Limit Line Margin Read Level Ant Factor Cable Loss Preamp Factor APos TPos Remark MHz dBuV/m dBuV/m dB dBuV dB/m dB dB cm deg 1 4874.00 44.84 74.00 -29.16 51.67 35.52 10.27 52.62 --- --- Peak 2 7311.00 46.11 74.00 -27.89 49.85 36.47 12.01 52.22 --- --- Peak

Mode	12	
	Band Edge - L	
	2400-2483.5_802.11n HT40_CH09_2452MHz	
ANT	4	
Pol.	Horizontal	Fundamental
Peak	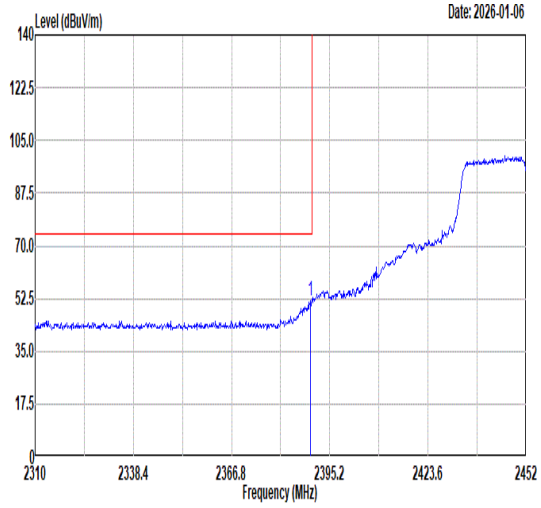 Freq Level Limit Line Margin (dB) Read Level Ant Factor Cable Loss Preamp Factor APos TPos Remark MHz dBuV/m dBuV/m dBuV dB/m dB dB cm deg 1 2389.66 51.83 74.00 -22.17 47.19 30.41 6.87 32.64 281 271 PEAK	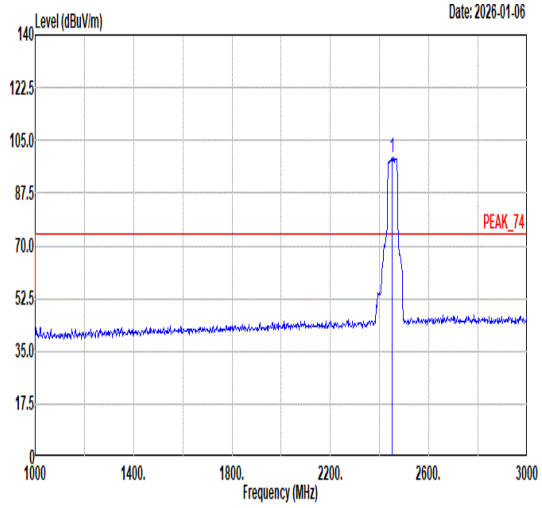 Freq Level Limit Line Margin (dB) Read Level Ant Factor Cable Loss Preamp Factor APos TPos Remark MHz dBuV/m dBuV/m dBuV dB/m dB dB cm deg 1 2452.00 99.41 ------ ------ 94.63 30.46 6.94 32.62 281 271 PEAK
Avg	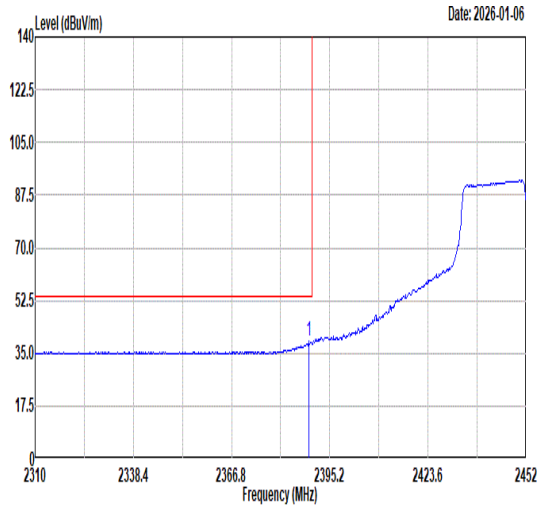 Freq Level Limit Line Margin (dB) Read Level Ant Factor Cable Loss Preamp Factor APos TPos Remark MHz dBuV/m dBuV/m dBuV dB/m dB dB cm deg 1 2389.24 38.88 54.00 -15.12 34.25 30.41 6.86 32.64 281 271 AVERAGE	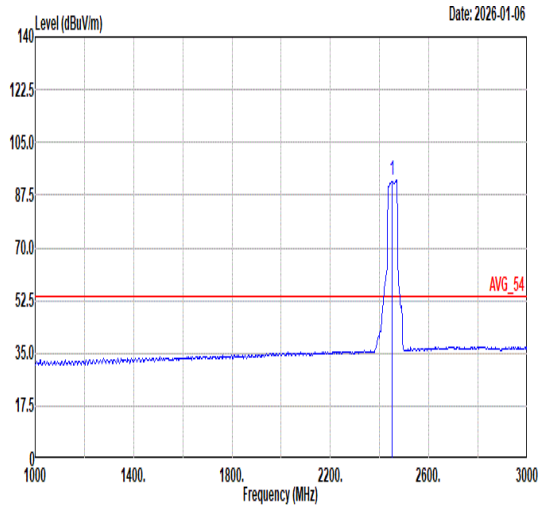 Freq Level Limit Line Margin (dB) Read Level Ant Factor Cable Loss Preamp Factor APos TPos Remark MHz dBuV/m dBuV/m dBuV dB/m dB dB cm deg 1 2452.00 92.37 ------ ------ 87.54 30.48 6.96 32.61 281 271 AVERAGE

Mode	12	
	Band Edge - R	
	2400-2483.5_802.11n HT40_CH09_2452MHz	
ANT	4	
Pol.	Horizontal	Fundamental
Peak	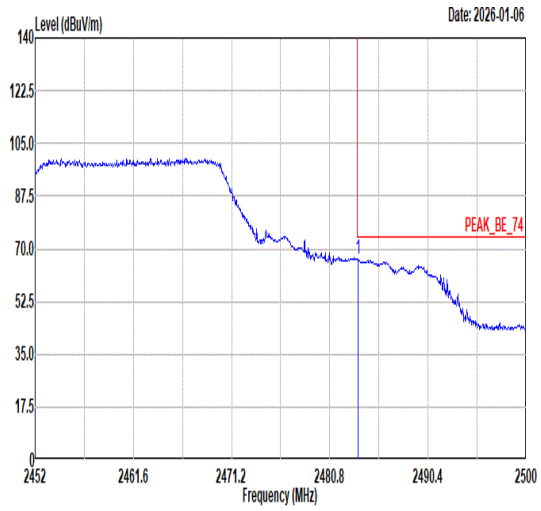 Freq Level Limit Line Margin (dB) Read Level Ant Factor Cable Loss Preamp Factor APos TPos Remark MHz dBuV/m dBuV/m dBuV dB/m dB dB cm deg 1 2483.54 66.39 74.00 -7.61 61.53 30.49 6.98 32.61 281 271 PEAK	Blank
Avg	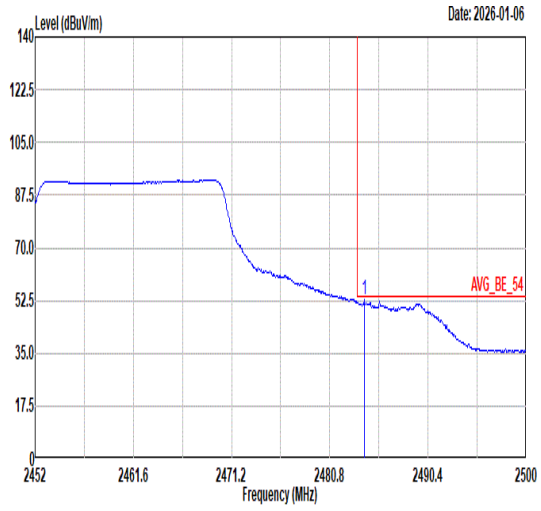 Freq Level Limit Line Margin (dB) Read Level Ant Factor Cable Loss Preamp Factor APos TPos Remark MHz dBuV/m dBuV/m dBuV dB/m dB dB cm deg 1 2484.16 52.59 54.00 -1.41 47.73 30.49 6.98 32.61 281 271 AVERAGE	Blank

Mode	12	
	Band Edge - L	
	2400-2483.5_802.11n HT40_CH09_2452MHz	
ANT	4	
Pol.	Vertical	Fundamental
Peak	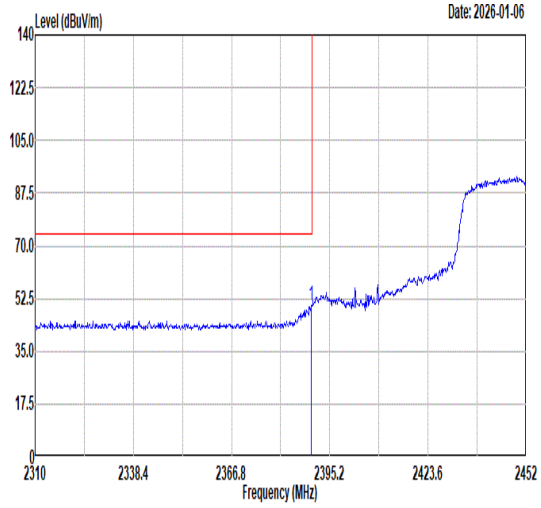 Freq Level Limit Line Margin (dB) Read Level Ant Factor Cable Loss Preamp Factor APos TPos Remark 1 2389.95 50.26 74.00 -23.74 45.62 30.41 6.87 32.64 361 262 PEAK	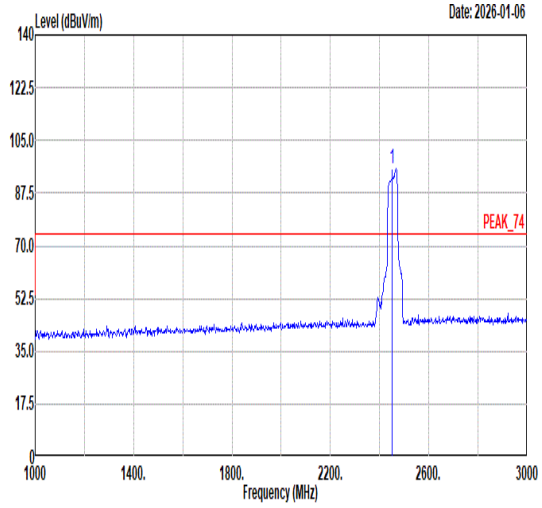 Freq Level Limit Line Margin (dB) Read Level Ant Factor Cable Loss Preamp Factor APos TPos Remark 1 2452.00 95.88 ------ ------ 91.07 30.47 6.95 32.61 361 262 PEAK
Avg	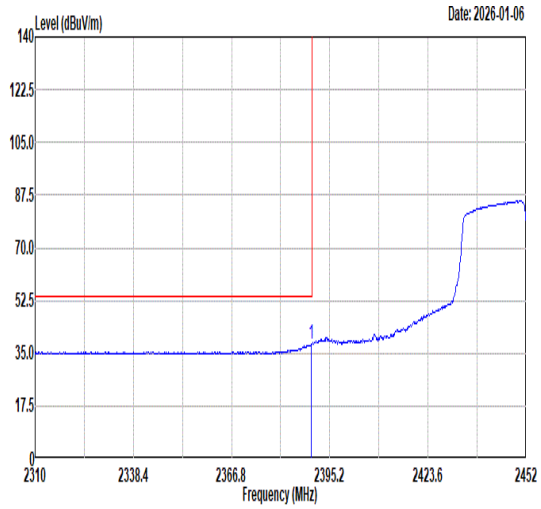 Freq Level Limit Line Margin (dB) Read Level Ant Factor Cable Loss Preamp Factor APos TPos Remark 1 2389.95 37.88 54.00 -16.12 33.24 30.41 6.87 32.64 361 262 AVERAGE	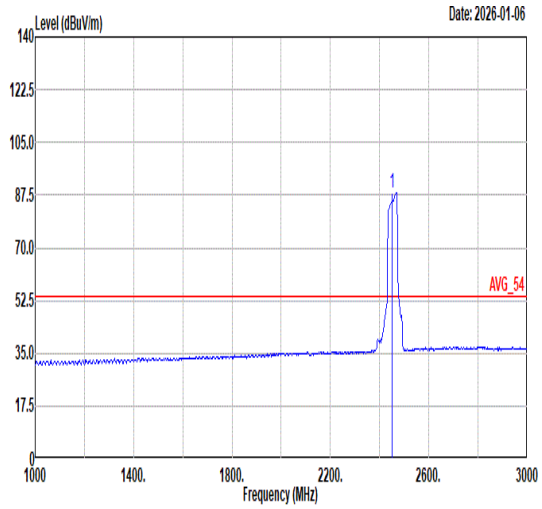 Freq Level Limit Line Margin (dB) Read Level Ant Factor Cable Loss Preamp Factor APos TPos Remark 1 2452.00 88.30 ------ ------ 83.48 30.47 6.96 32.61 361 262 AVERAGE

Mode	12	
	Band Edge - R	
	2400-2483.5_802.11n HT40_CH09_2452MHz	
ANT	4	
Pol.	Vertical	Fundamental
Peak	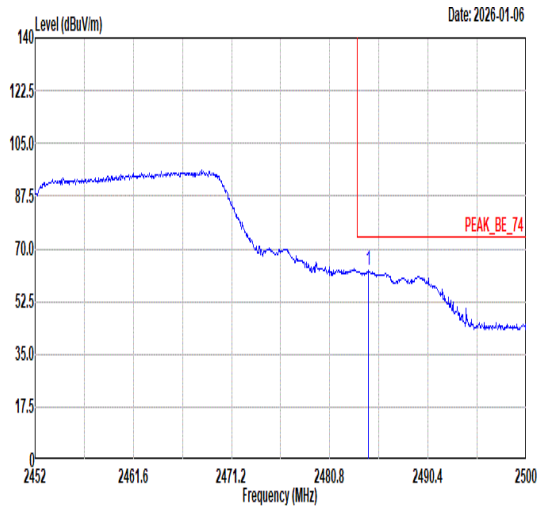 Freq Level Limit Line Margin (dB) Read Level Ant Factor Cable Loss Preamp Factor APos TPos Remark MHz dBuV/m dBuV/m dBuV dB/m dB dB cm deg 1 2484.59 62.63 74.00 -11.37 57.77 30.49 6.98 32.61 361 262 PEAK	Blank
Avg	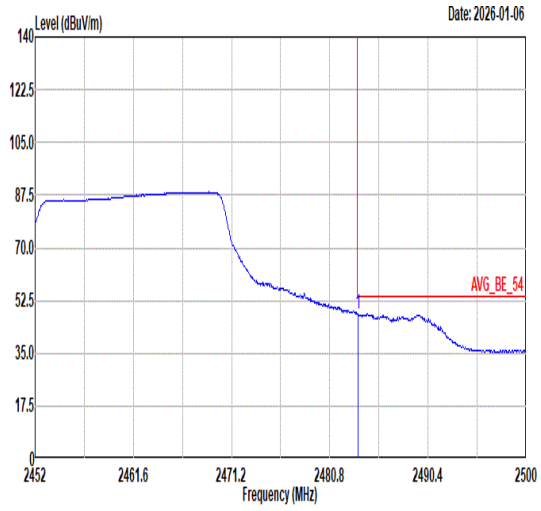 Freq Level Limit Line Margin (dB) Read Level Ant Factor Cable Loss Preamp Factor APos TPos Remark MHz dBuV/m dBuV/m dBuV dB/m dB dB cm deg 1 2483.54 47.96 54.00 -6.04 43.10 30.49 6.98 32.61 361 262 AVERAGE	Blank

Mode	12	
	Harmonic	
	2400-2483.5_802.11n HT40_CH09_2452MHz	
ANT	4	
Pol.	Horizontal	Vertical
Peak Avg	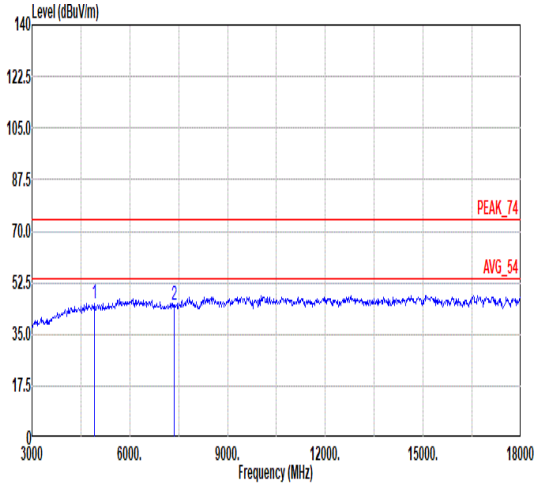 Freq Level Limit Line Margin Read Level Ant Factor Cable Loss Preamp Factor APos TPos Remark MHz dBuV/m dBuV/m dB dBuV dB/m dB dB cm deg 1 4904.00 45.34 74.00 -28.66 52.08 35.59 10.31 52.64 --- --- Peak 2 7356.00 44.69 74.00 -29.31 48.41 36.53 11.99 52.24 --- --- Peak	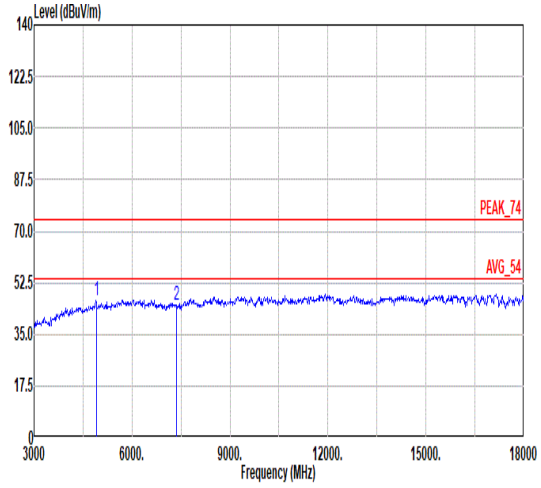 Freq Level Limit Line Margin Read Level Ant Factor Cable Loss Preamp Factor APos TPos Remark MHz dBuV/m dBuV/m dB dBuV dB/m dB dB cm deg 1 4904.00 46.35 74.00 -27.65 53.09 35.59 10.31 52.64 --- --- Peak 2 7356.00 45.15 74.00 -28.85 48.87 36.53 11.99 52.24 --- --- Peak

Mode	13	
	LF	
	2400-2483.5_802.11n HT20-LF_CH11_2462MHz	
ANT	4	
Pol.	Horizontal	Vertical
QP/ Peak	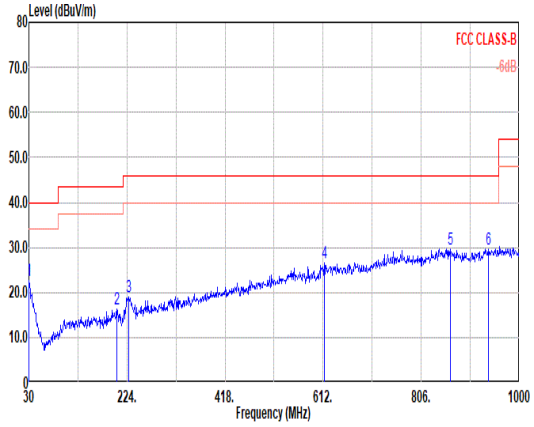 Freq Level Limit Line Margin Read Level Ant Factor Cable Loss Preamp Factor APos TPos Remark MHz dBuV/m dBuV/m dB dBuV dB/m dB dB cm deg 1 30.00 22.69 40.00 -17.31 42.71 18.85 1.01 39.88 --- --- Peak 2 203.63 16.19 43.50 -27.31 37.13 16.46 2.59 39.99 --- --- Peak 3 226.91 18.89 46.00 -27.11 38.74 17.40 2.73 39.98 --- --- Peak 4 613.94 26.53 46.00 -19.47 36.00 25.69 4.47 39.63 --- --- Peak 5 863.23 29.67 46.00 -16.33 35.14 28.68 5.27 39.42 --- --- Peak 6 938.89 29.65 46.00 -16.35 33.74 29.71 5.53 39.33 --- --- Peak	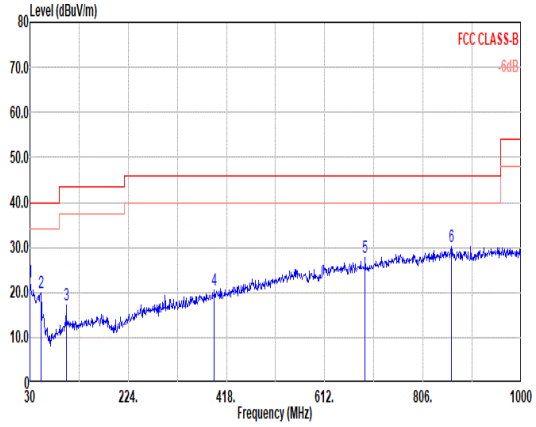 Freq Level Limit Line Margin Read Level Ant Factor Cable Loss Preamp Factor APos TPos Remark MHz dBuV/m dBuV/m dB dBuV dB/m dB dB cm deg 1 30.00 22.22 40.00 -17.78 42.24 18.85 1.01 39.88 --- --- Peak 2 51.34 19.80 40.00 -20.20 38.11 20.32 1.31 39.94 --- --- Peak 3 101.78 17.29 43.50 -26.21 40.37 15.14 1.85 40.07 --- --- Peak 4 393.75 20.44 46.00 -25.56 34.63 22.00 3.57 39.76 --- --- Peak 5 691.54 27.77 46.00 -18.23 35.79 26.84 4.71 39.57 --- --- Peak 6 862.26 30.21 46.00 -15.79 35.68 28.68 5.27 39.42 --- --- Peak

Appendix D. Duty Cycle Plots

Band	Duty Cycle(%)	T(ms)	1/T(kHz)	VBW Setting
802.11b	100	-	-	10Hz
802.11g	97.46	1.391	0.719	1KHz
802.11n HT20	97.28	1.297	0.771	1KHz
802.11n HT40	94.49	0.646	1.547	3KHz

802.11b

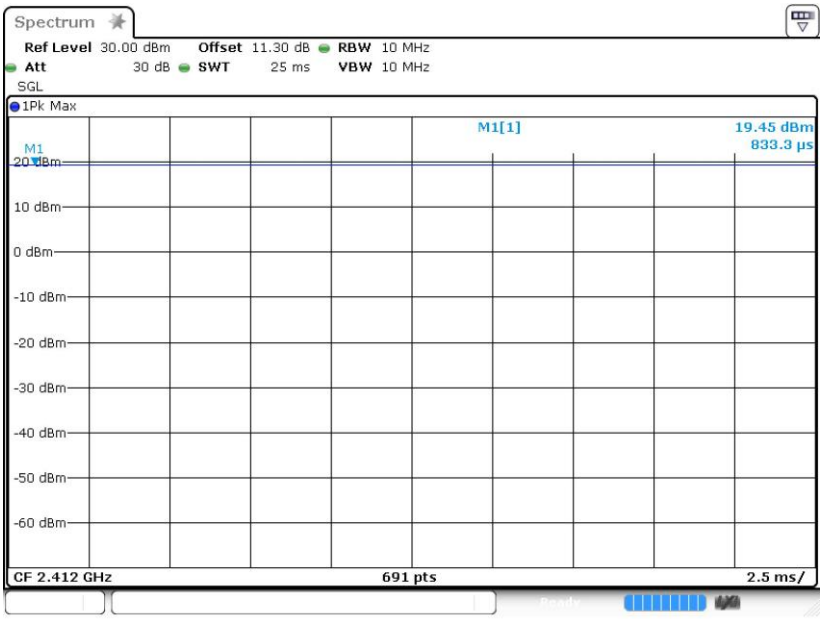

802.11g

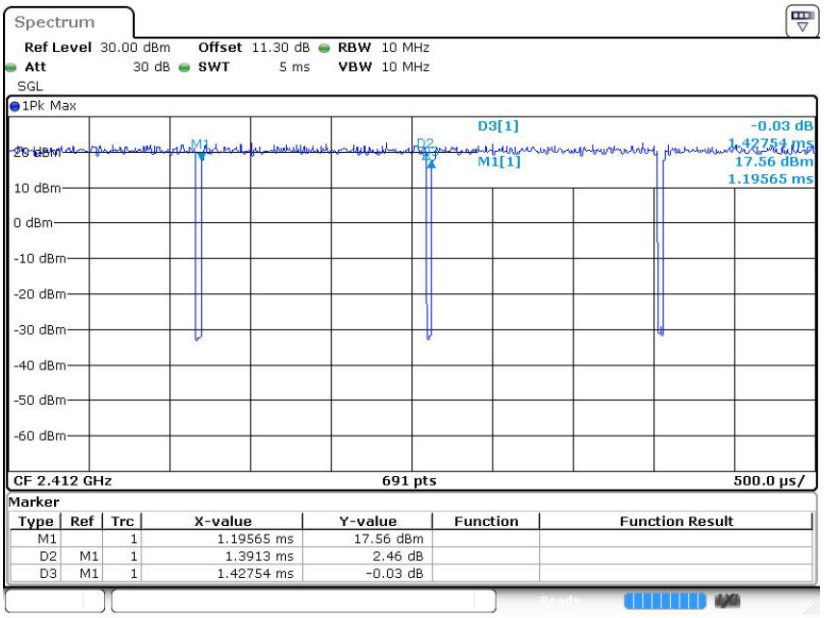

802.11n HT20

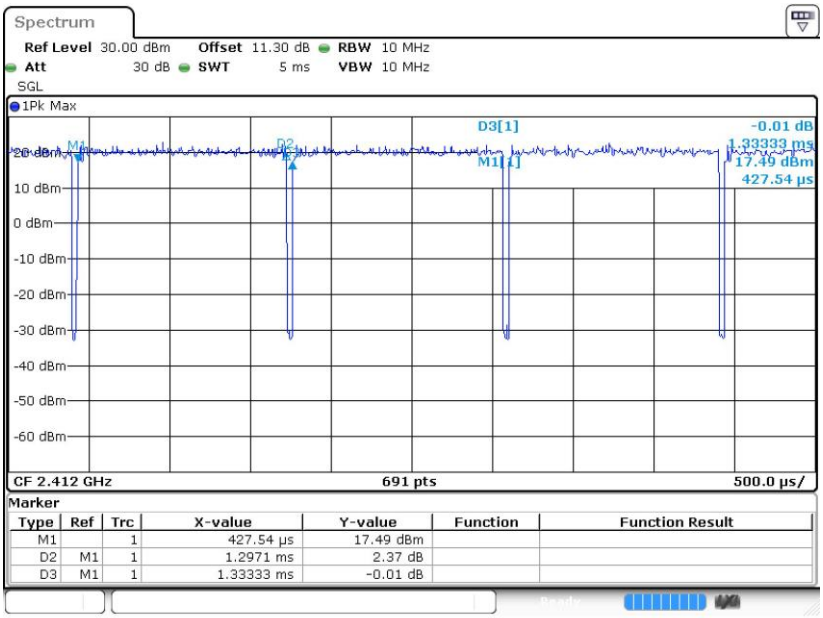

802.11n HT40

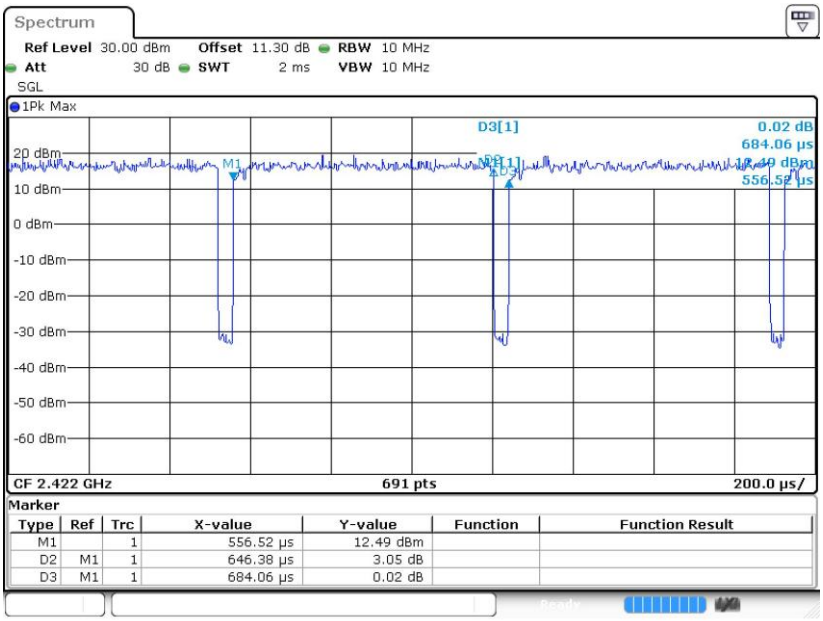
Spectrum
Ref Level 30.00 dBm Offset 11.30 dB RBW 10 MHz
Att 30 dB SWT 2 ms VBW 10 MHz
SGL
1Pk Max
D3[1] 0.02 dB
684.06 µs
D2[1] 3.05 dB
646.38 µs
M1 12.49 dBm
556.52 µs
20 dBm
10 dBm
0 dBm
-10 dBm
-20 dBm
-30 dBm
-40 dBm
-50 dBm
-60 dBm
CF 2.422 GHz
691 pts
200.0 µs/
Marker
Type Ref Trc X-value Y-value Function Function Result
M1 1 556.52 µs 12.49 dBm
D2 M1 1 646.38 µs 3.05 dB
D3 M1 1 684.06 µs 0.02 dB