Mode	22	
	Band Edge - L	
	U-NII-2A_5.25-5.35_802.11n HT40_CH62_Full_5310MHz	
ANT	4	
Pol.	Vertical	Fundamental
Peak	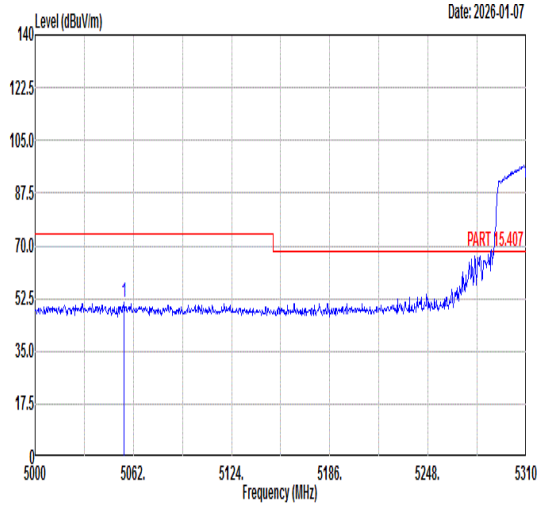 Freq Level Limit Line Margin (dB) Read Level Ant Factor Cable Loss Preamp Factor APos TPos Remark MHz dBuV/m dBuV/m dBuV dB/m dB dB cm deg 1 5056.11 51.22 74.00 -22.78 41.12 35.23 8.36 33.49 400 18 PEAK	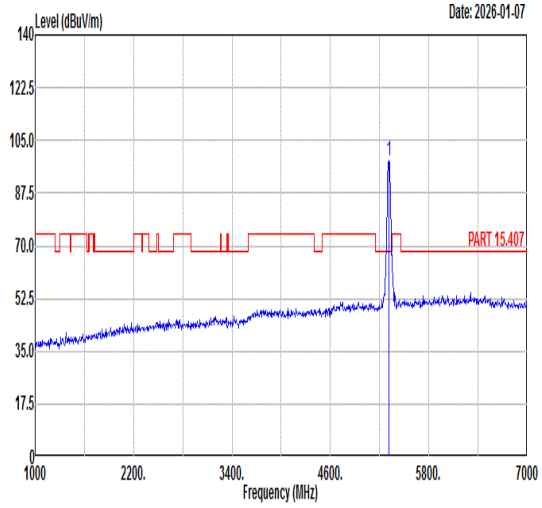 Freq Level Limit Line Margin (dB) Read Level Ant Factor Cable Loss Preamp Factor APos TPos Remark MHz dBuV/m dBuV/m dBuV dB/m dB dB cm deg 1 5310.00 98.13 ------ ------ 87.00 35.39 9.18 33.44 400 18 PEAK
Avg	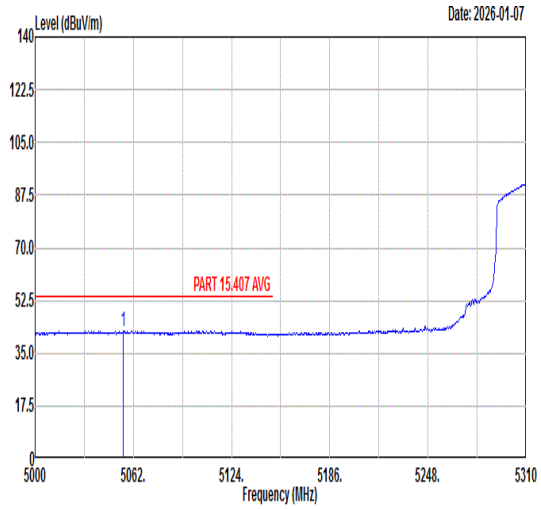 Freq Level Limit Line Margin (dB) Read Level Ant Factor Cable Loss Preamp Factor APos TPos Remark MHz dBuV/m dBuV/m dBuV dB/m dB dB cm deg 1 5055.49 42.42 54.00 -11.58 32.32 35.23 8.36 33.49 400 18 AVERAGE	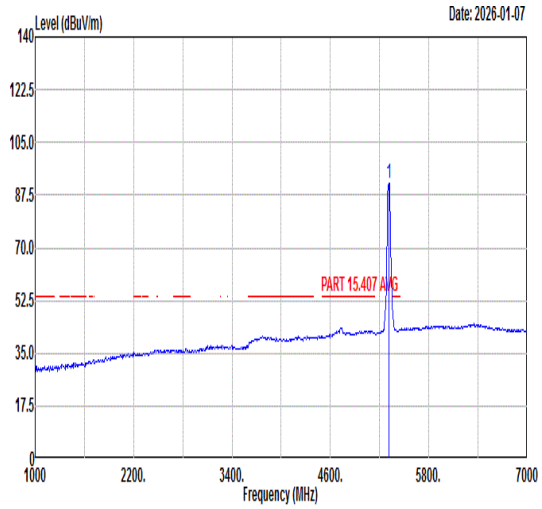 Freq Level Limit Line Margin (dB) Read Level Ant Factor Cable Loss Preamp Factor APos TPos Remark MHz dBuV/m dBuV/m dBuV dB/m dB dB cm deg 1 5310.00 91.54 ------ ------ 80.41 35.39 9.18 33.44 400 18 AVERAGE

Mode	22	
	Band Edge - R	
	U-NII-2A_5.25-5.35_802.11n HT40_CH62_Full_5310MHz	
ANT	4	
Pol.	Vertical	Fundamental
Peak	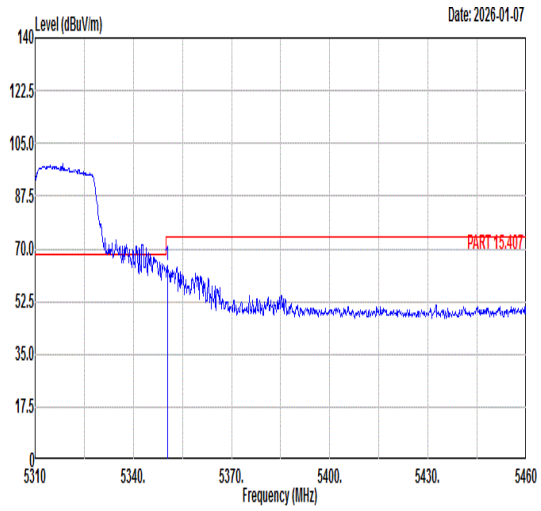 Freq Level Limit Line Margin (dB) Read Level Ant Factor Cable Loss Preamp Factor APos TPos Remark MHz dBuV/m dBuV/m dBuV dB/m dB dB cm deg 1 5350.35 64.34 74.00 -9.66 52.99 35.41 9.37 33.43 400 18 PEAK	Blank
Avg	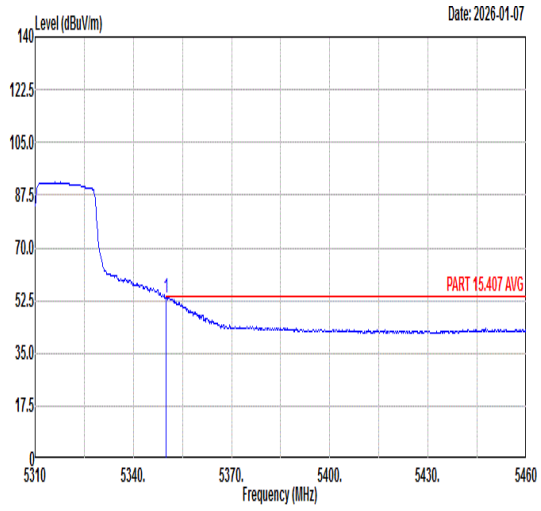 Freq Level Limit Line Margin (dB) Read Level Ant Factor Cable Loss Preamp Factor APos TPos Remark MHz dBuV/m dBuV/m dBuV dB/m dB dB cm deg 1 5350.05 53.55 54.00 -0.45 42.20 35.41 9.37 33.43 400 18 AVERAGE	Blank

Mode	22	
	Harmonic	
	U-NII-2A_5.25-5.35_802.11n HT40_CH62_Full_5310MHz	
ANT	4	
Pol.	Horizontal	Vertical
Peak Avg	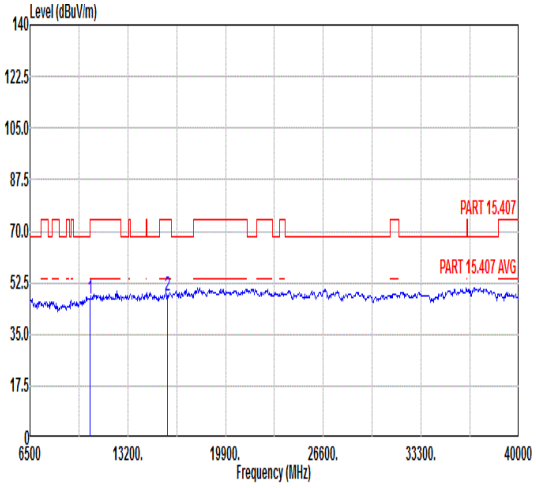 Freq Level Limit Line Margin Read Level Ant Factor Cable Loss Preamp Factor APos TPos Remark MHz dBuV/m dBuV/m dB dBuV dB/m dB dB cm deg 1 10620.00 46.85 74.00 -27.15 47.41 38.15 12.25 50.96 --- --- Peak 2 15930.00 48.25 74.00 -25.75 44.89 41.35 14.76 52.75 --- --- Peak	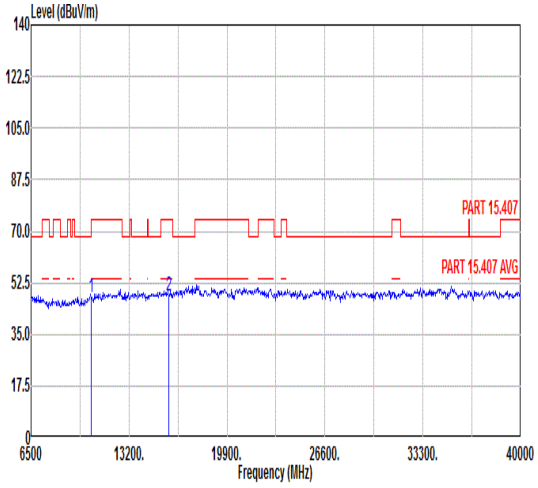 Freq Level Limit Line Margin Read Level Ant Factor Cable Loss Preamp Factor APos TPos Remark MHz dBuV/m dBuV/m dB dBuV dB/m dB dB cm deg 1 10620.00 47.39 74.00 -26.61 47.95 38.15 12.25 50.96 --- --- Peak 2 15930.00 47.96 74.00 -26.04 44.60 41.35 14.76 52.75 --- --- Peak

Mode	23	
	Band Edge - L	
	U-NII-2C_5.47-5.725_802.11n HT40_CH102_Full_5510MHz	
ANT	4	
Pol.	Horizontal	Fundamental
Peak	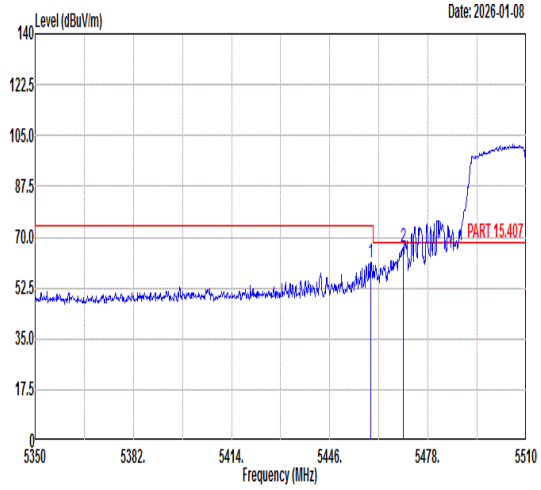 Freq Level Limit Line Margin (dB) Read Level Ant Factor Cable Loss Preamp Factor APos TPos Remark MHz dBuV/m dBuV/m dBuV dB/m dB dB cm deg 1 5459.28 61.40 74.00 -12.60 49.64 35.48 9.69 33.41 104 122 PEAK 2 5469.84 66.31 68.30 -1.99 54.55 35.48 9.69 33.41 104 122 PEAK	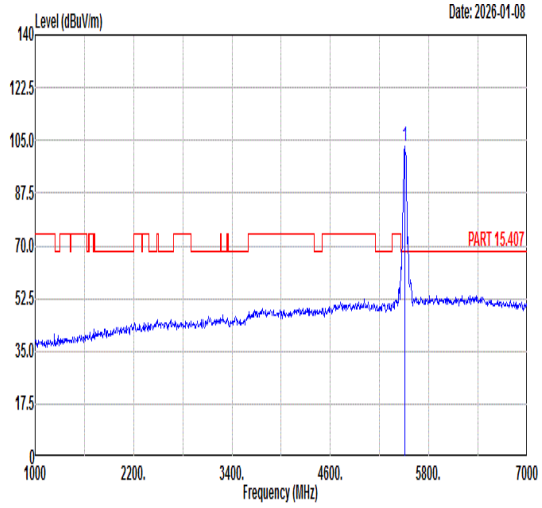 Freq Level Limit Line Margin (dB) Read Level Ant Factor Cable Loss Preamp Factor APos TPos Remark MHz dBuV/m dBuV/m dBuV dB/m dB dB cm deg 1 5510.00 102.89 ------ ------ 91.07 35.51 9.71 33.40 104 122 PEAK
Avg	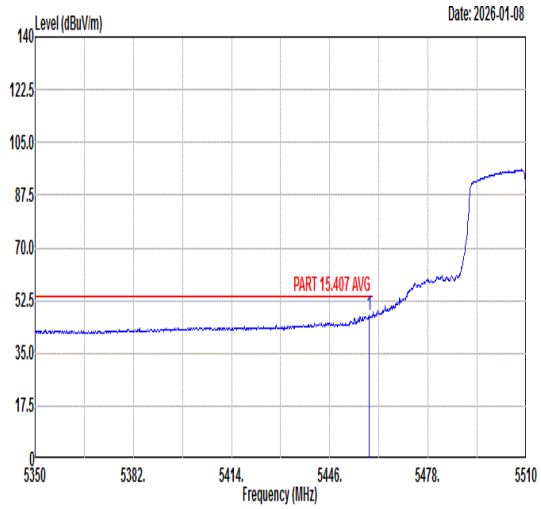 Freq Level Limit Line Margin (dB) Read Level Ant Factor Cable Loss Preamp Factor APos TPos Remark MHz dBuV/m dBuV/m dBuV dB/m dB dB cm deg 1 5458.80 47.76 54.00 -6.24 36.00 35.48 9.69 33.41 104 122 AVERAGE	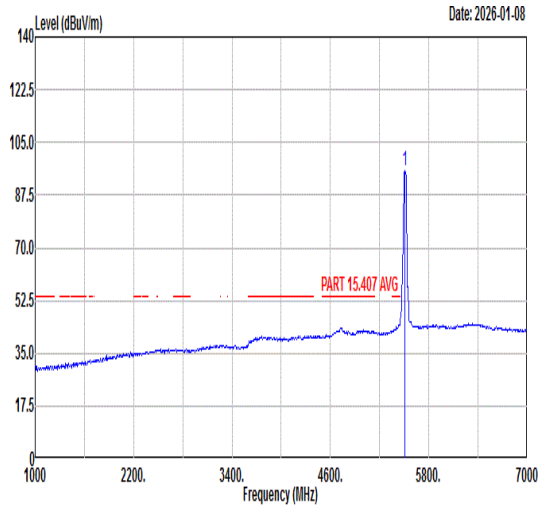 Freq Level Limit Line Margin (dB) Read Level Ant Factor Cable Loss Preamp Factor APos TPos Remark MHz dBuV/m dBuV/m dBuV dB/m dB dB cm deg 1 5510.00 95.84 ------ ------ 84.02 35.51 9.71 33.40 104 122 AVERAGE

Mode	23	
	Band Edge - R	
	U-NII-2C_5.47-5.725_802.11n HT40_CH102_Full_5510MHz	
ANT	4	
Pol.	Horizontal	Fundamental
Peak	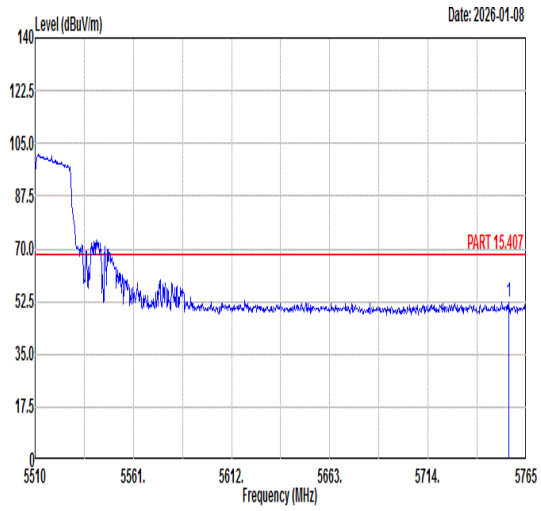 Freq Level Limit Line Margin (dB) Read Level Ant Factor Cable Loss Preamp Factor APos TPos Remark MHz dBuV/m dBuV/m dBuV dB/m dB dB cm deg 1 5756.08 52.49 68.30 -15.81 40.00 35.86 10.08 33.45 104 122 PEAK	Blank

Mode	23	
	Band Edge - L	
	U-NII-2C_5.47-5.725_802.11n HT40_CH102_Full_5510MHz	
ANT	4	
Pol.	Vertical	Fundamental
Peak	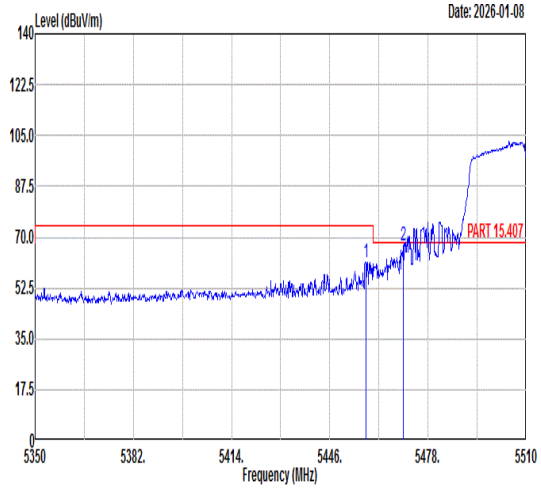 Freq Level Limit Line Margin (dB) Read Level Ant Factor Cable Loss Preamp Factor APos TPos Remark MHz dBuV/m dBuV/m dBuV dB/m dB dB cm deg 1 5457.68 61.50 74.00 -12.50 49.75 35.47 9.69 33.41 100 284 PEAK 2 5469.84 66.92 68.30 -1.38 55.16 35.48 9.69 33.41 100 284 PEAK	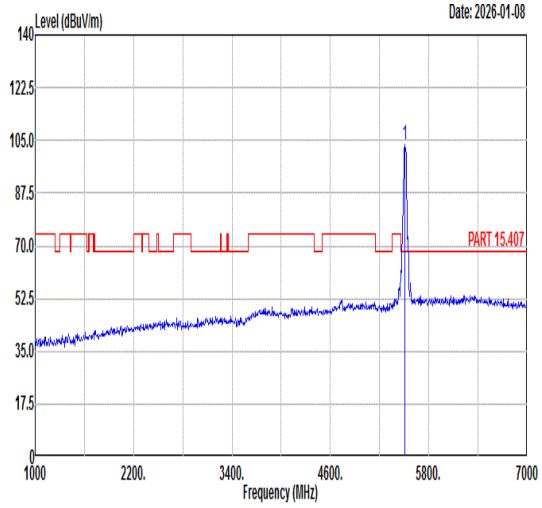 Freq Level Limit Line Margin (dB) Read Level Ant Factor Cable Loss Preamp Factor APos TPos Remark MHz dBuV/m dBuV/m dBuV dB/m dB dB cm deg 1 5510.00 103.39 ------ ------ 91.57 35.51 9.71 33.40 100 284 PEAK
Avg	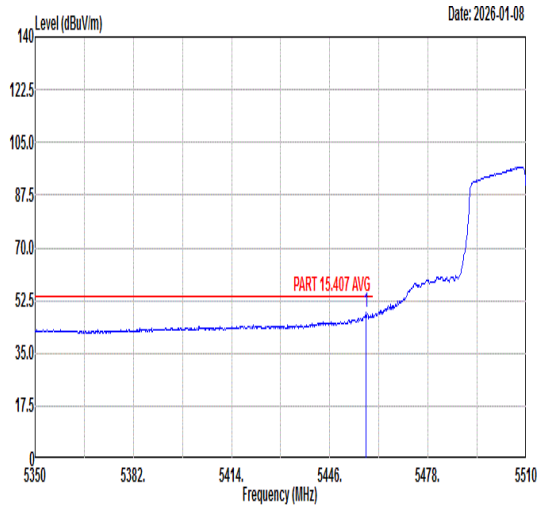 Freq Level Limit Line Margin (dB) Read Level Ant Factor Cable Loss Preamp Factor APos TPos Remark MHz dBuV/m dBuV/m dBuV dB/m dB dB cm deg 1 5457.68 48.45 54.00 -5.55 36.70 35.47 9.69 33.41 100 284 AVERAGE	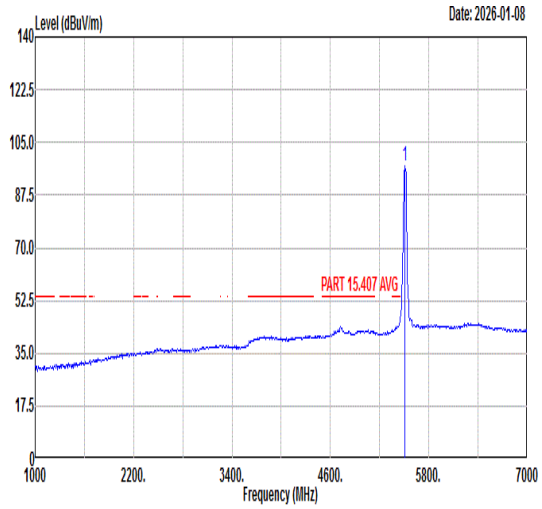 Freq Level Limit Line Margin (dB) Read Level Ant Factor Cable Loss Preamp Factor APos TPos Remark MHz dBuV/m dBuV/m dBuV dB/m dB dB cm deg 1 5510.00 97.24 ------ ------ 85.41 35.52 9.71 33.40 100 284 AVERAGE

Mode	23	
	Band Edge - R	
	U-NII-2C_5.47-5.725_802.11n HT40_CH102_Full_5510MHz	
ANT	4	
Pol.	Vertical	Fundamental
Peak	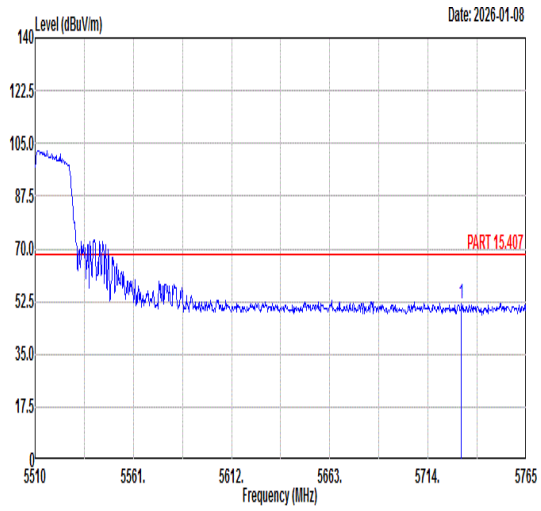 Freq Level Limit Line Margin (dB) Read Level Ant Factor Cable Loss Preamp Factor APos TPos Remark MHz dBuV/m dBuV/m dBuV dB/m dB dB cm deg 1 5731.34 52.02 68.30 -16.28 39.62 35.82 10.03 33.45 100 284 PEAK	Blank

Mode	23	
	Harmonic	
	U-NII-2C_5.47-5.725_802.11n HT40_CH102_Full_5510MHz	
ANT	4	
Pol.	Horizontal	Vertical
Peak Avg	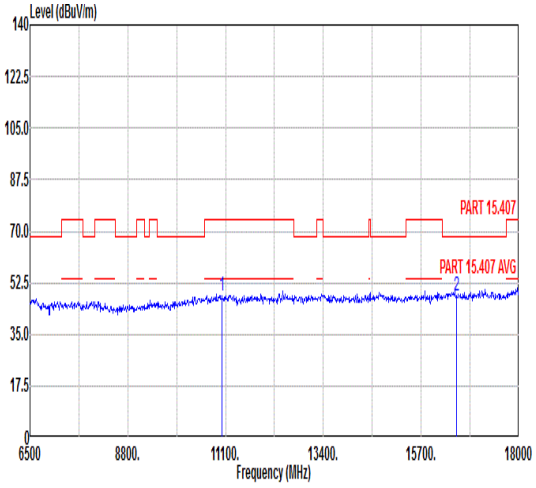 Freq Level Limit Line Margin Read Level Ant Factor Cable Loss Preamp Factor APos TPos Remark MHz dBuV/m dBuV/m dB dBuV dB/m dB dB cm deg 1 11020.00 48.32 74.00 -25.68 47.69 38.31 12.54 50.22 --- --- Peak 2 16530.00 48.01 68.30 -20.29 43.59 42.03 15.19 52.80 --- --- Peak	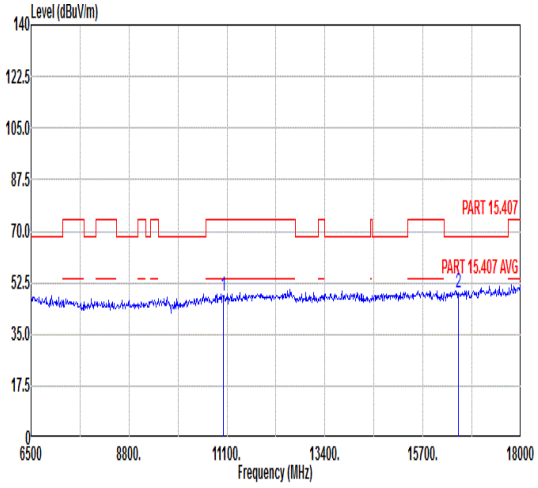 Freq Level Limit Line Margin Read Level Ant Factor Cable Loss Preamp Factor APos TPos Remark MHz dBuV/m dBuV/m dB dBuV dB/m dB dB cm deg 1 11020.00 48.16 74.00 -25.84 47.53 38.31 12.54 50.22 --- --- Peak 2 16530.00 49.09 68.30 -19.21 44.67 42.03 15.19 52.80 --- --- Peak

Mode	24	
	Band Edge - L	
	U-NII-2C_5.47-5.725_802.11n HT40_CH134_Full_5670MHz	
ANT	4	
Pol.	Horizontal	Fundamental
Peak	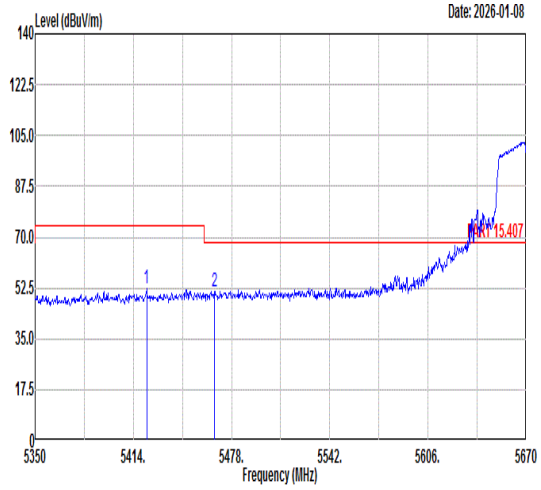 Freq Level Limit Line Margin (dB) Read Level Ant Factor Cable Loss Preamp Factor APos TPos Remark MHz dBuV/m dBuV/m dBuV dB/m dB dB cm deg 1 5422.64 52.18 74.00 -21.82 40.48 35.45 9.67 33.42 100 124 PEAK 2 5466.80 51.25 68.30 -17.05 39.49 35.48 9.69 33.41 100 124 PEAK	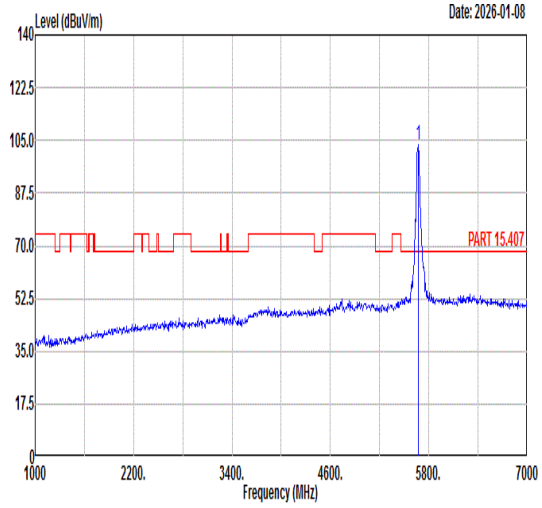 Freq Level Limit Line Margin (dB) Read Level Ant Factor Cable Loss Preamp Factor APos TPos Remark MHz dBuV/m dBuV/m dBuV dB/m dB dB cm deg 1 5670.00 103.32 ------ ------ 91.11 35.74 9.90 33.43 100 124 PEAK
Avg	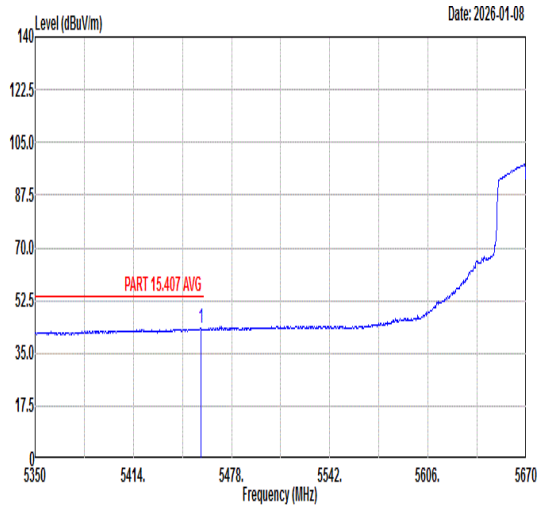 Freq Level Limit Line Margin (dB) Read Level Ant Factor Cable Loss Preamp Factor APos TPos Remark MHz dBuV/m dBuV/m dBuV dB/m dB dB cm deg 1 5458.16 43.14 54.00 -10.86 31.39 35.47 9.69 33.41 100 124 AVERAGE	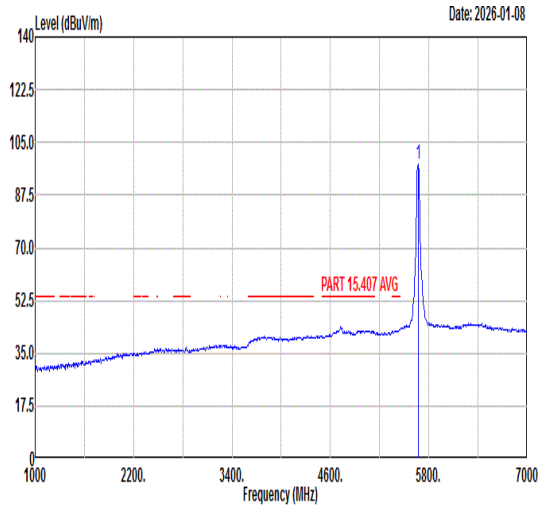 Freq Level Limit Line Margin (dB) Read Level Ant Factor Cable Loss Preamp Factor APos TPos Remark MHz dBuV/m dBuV/m dBuV dB/m dB dB cm deg 1 5670.00 97.60 ------ ------ 85.39 35.74 9.90 33.43 100 124 AVERAGE

Mode	24	
	Band Edge - R	
	U-NII-2C_5.47-5.725_802.11n HT40_CH134_Full_5670MHz	
ANT	4	
Pol.	Horizontal	Fundamental
Peak	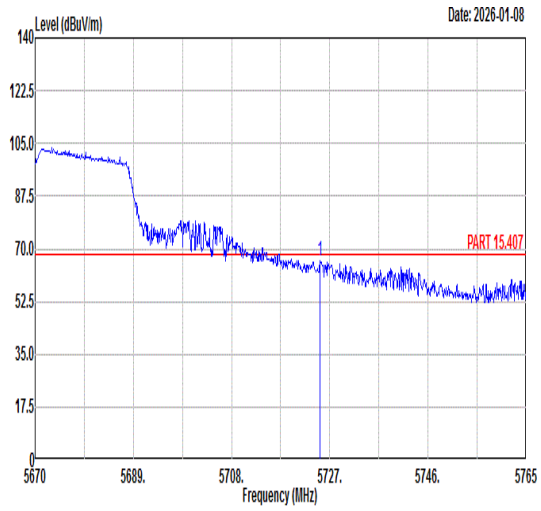 Freq Level Limit Line Margin (dB) Read Level Ant Factor Cable Loss Preamp Factor APos TPos Remark MHz dBuV/m dBuV/m dBuV dB/m dB dB cm deg 1 5725.10 65.79 68.30 -2.51 53.40 35.82 10.02 33.45 100 124 PEAK	Blank

Mode	24	
	Band Edge - L	
	U-NII-2C_5.47-5.725_802.11n HT40_CH134_Full_5670MHz	
ANT	4	
Pol.	Vertical	Fundamental
Peak	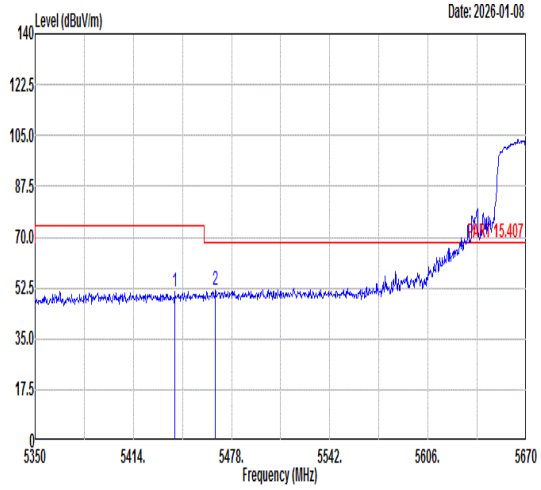 Freq Level Limit Line Margin (dB) Read Level Ant Factor Cable Loss Preamp Factor APos TPos Remark 1 5441.20 51.29 74.00 -22.71 39.56 35.46 9.68 33.41 100 295 PEAK 2 5467.44 51.58 68.30 -16.72 39.82 35.48 9.69 33.41 100 295 PEAK	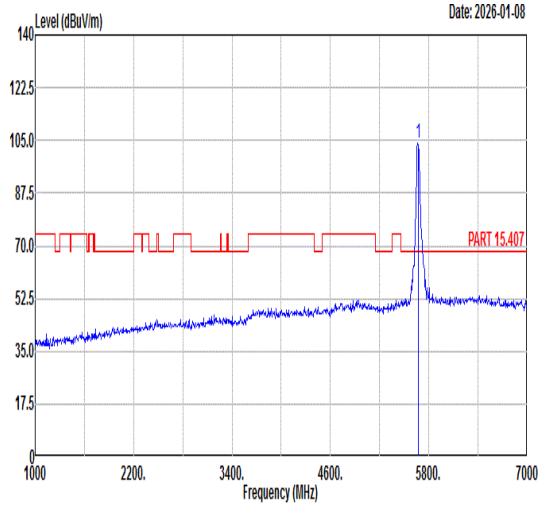 Freq Level Limit Line Margin (dB) Read Level Ant Factor Cable Loss Preamp Factor APos TPos Remark 1 5670.00 104.09 ------ ------ 91.90 35.73 9.89 33.43 100 295 PEAK
Avg	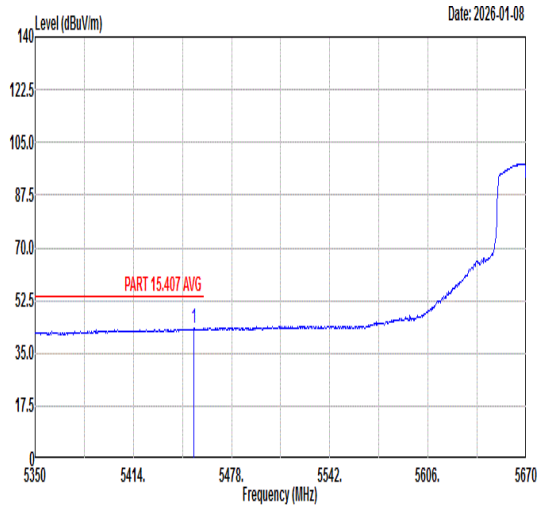 Freq Level Limit Line Margin (dB) Read Level Ant Factor Cable Loss Preamp Factor APos TPos Remark 1 5453.36 43.13 54.00 -10.87 31.39 35.47 9.68 33.41 100 295 AVERAGE	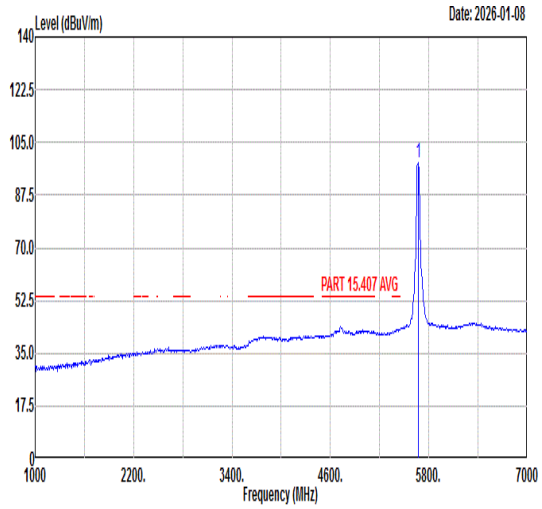 Freq Level Limit Line Margin (dB) Read Level Ant Factor Cable Loss Preamp Factor APos TPos Remark 1 5670.00 98.00 ------ ------ 85.79 35.74 9.90 33.43 100 295 AVERAGE

Mode	24	
	Band Edge - R	
	U-NII-2C_5.47-5.725_802.11n HT40_CH134_Full_5670MHz	
ANT	4	
Pol.	Vertical	Fundamental
Peak	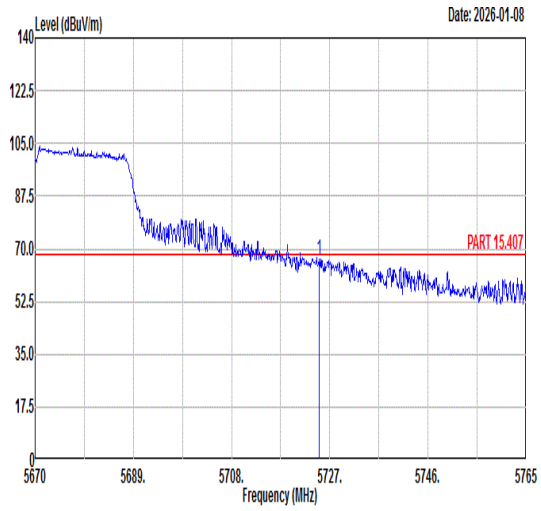 Freq Level Limit Line Margin (dB) Read Level Ant Factor Cable Loss Preamp Factor APos TPos Remark MHz dBuV/m dBuV/m dBuV dB/m dB dB cm deg 1 5725.01 66.72 68.30 -1.58 54.32 35.82 10.02 33.44 100 295 PEAK	Blank

Mode	24	
	Harmonic	
	U-NII-2C_5.47-5.725_802.11n HT40_CH134_Full_5670MHz	
ANT	4	
Pol.	Horizontal	Vertical
Peak Avg	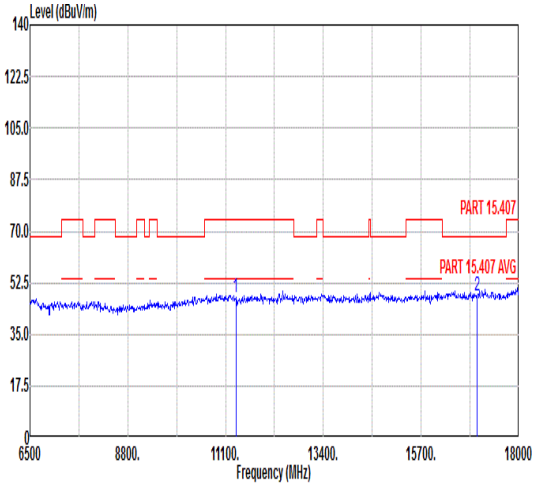 Freq Level Limit Line Margin Read Level Ant Factor Cable Loss Preamp Factor APos TPos Remark MHz dBuV/m dBuV/m dB dBuV dB/m dB dB cm deg 1 11340.00 47.62 74.00 -26.38 46.96 38.40 12.77 50.51 --- --- Peak 2 17010.00 48.32 68.30 -19.98 42.99 42.58 15.55 52.80 --- --- Peak	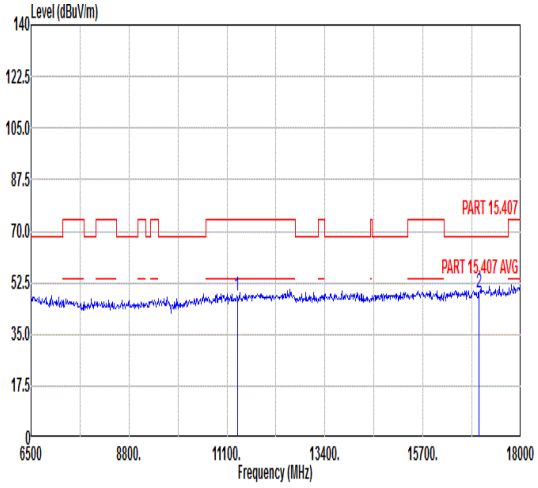 Freq Level Limit Line Margin Read Level Ant Factor Cable Loss Preamp Factor APos TPos Remark MHz dBuV/m dBuV/m dB dBuV dB/m dB dB cm deg 1 11340.00 48.17 74.00 -25.83 47.51 38.40 12.77 50.51 --- --- Peak 2 17010.00 49.25 68.30 -19.05 43.92 42.58 15.55 52.80 --- --- Peak

Mode	25	
	Band Edge - L	
	U-NII-1_5.15-5.25_802.11ac VHT80_CH42_Full_5210MHz	
ANT	4	
Pol.	Horizontal	Fundamental
Peak	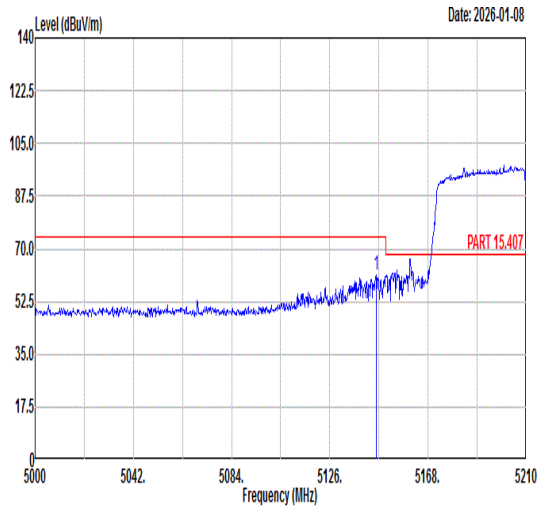 Freq Level Limit Line Margin (dB) Read Level Ant Factor Cable Loss Preamp Factor APos TPos Remark MHz dBuV/m dBuV/m dBuV dB/m dB dB cm deg 1 5145.74 61.22 74.00 -12.78 50.87 35.29 8.53 33.47 100 180 PEAK	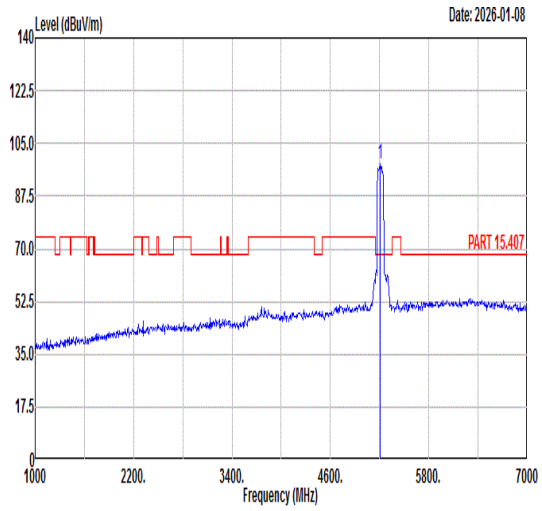 Freq Level Limit Line Margin (dB) Read Level Ant Factor Cable Loss Preamp Factor APos TPos Remark MHz dBuV/m dBuV/m dBuV dB/m dB dB cm deg 1 5210.00 98.14 ------ ------ 87.64 35.32 8.64 33.46 100 180 PEAK
Avg	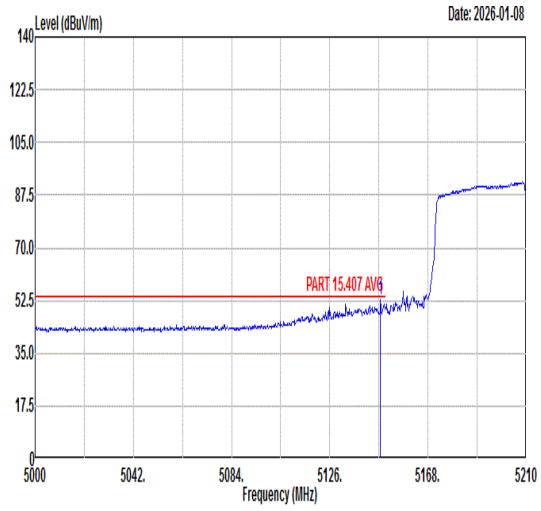 Freq Level Limit Line Margin (dB) Read Level Ant Factor Cable Loss Preamp Factor APos TPos Remark MHz dBuV/m dBuV/m dBuV dB/m dB dB cm deg 1 5147.63 52.74 54.00 -1.26 42.39 35.29 8.53 33.47 100 180 AVERAGE	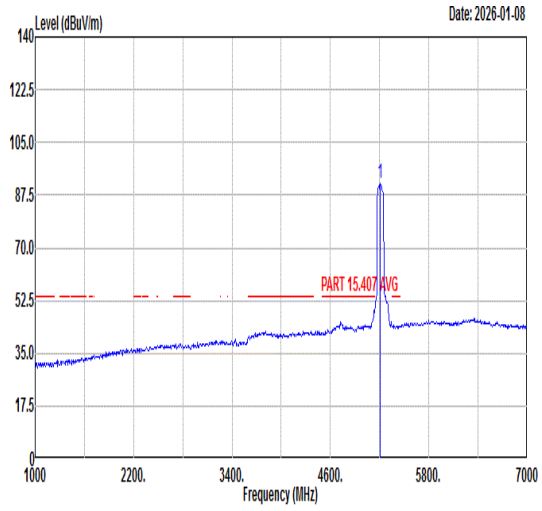 Freq Level Limit Line Margin (dB) Read Level Ant Factor Cable Loss Preamp Factor APos TPos Remark MHz dBuV/m dBuV/m dBuV dB/m dB dB cm deg 1 5210.00 91.16 ------ ------ 80.66 35.32 8.64 33.46 100 180 AVERAGE

Mode	25	
	Band Edge - R	
	U-NII-1_5.15-5.25_802.11ac VHT80_CH42_Full_5210MHz	
ANT	4	
Pol.	Horizontal	Fundamental
Peak	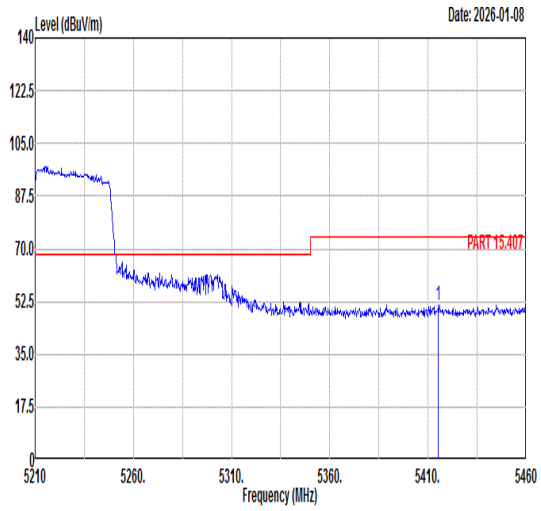 Freq Level Limit Line Margin (dB) Read Level Ant Factor Cable Loss Preamp Factor APos TPos Remark MHz dBuV/m dBuV/m dBuV dB/m dB dB cm deg 1 5415.25 51.48 74.00 -22.52 39.79 35.45 9.66 33.42 100 180 PEAK	Blank
Avg	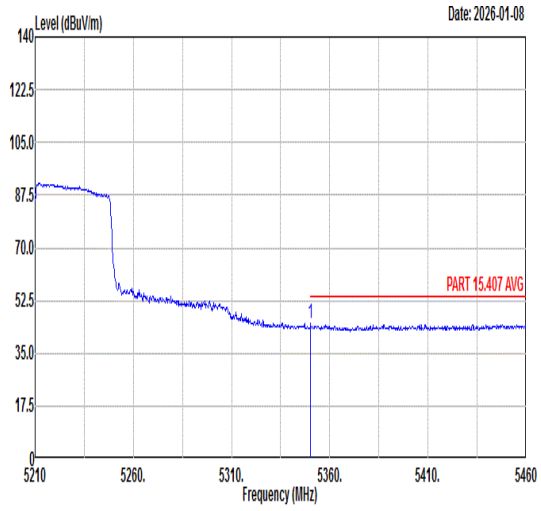 Freq Level Limit Line Margin (dB) Read Level Ant Factor Cable Loss Preamp Factor APos TPos Remark MHz dBuV/m dBuV/m dBuV dB/m dB dB cm deg 1 5350.25 44.74 54.00 -9.26 33.39 35.41 9.37 33.43 100 180 AVERAGE	Blank

Mode	25	
	Band Edge - L	
	U-NII-1_5.15-5.25_802.11ac VHT80_CH42_Full_5210MHz	
ANT	4	
Pol.	Vertical	Fundamental
Peak	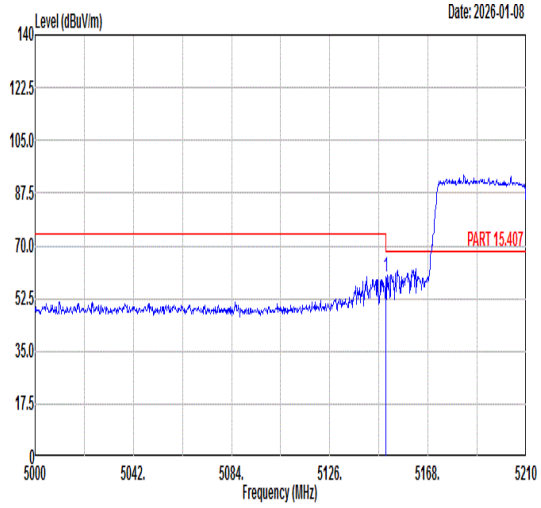 Freq Level Limit Line Margin (dB) Read Level Ant Factor Cable Loss Preamp Factor APos TPos Remark MHz dBuV/m dBuV/m dBuV dB/m dB dB cm deg 1 5149.94 59.93 74.00 -14.07 49.57 35.29 8.54 33.47 400 55 PEAK	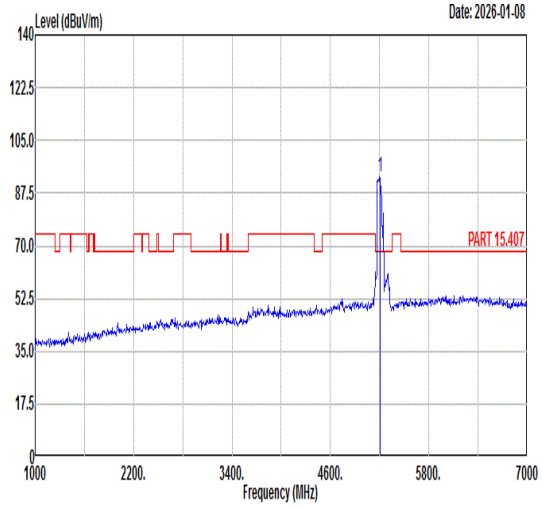 Freq Level Limit Line Margin (dB) Read Level Ant Factor Cable Loss Preamp Factor APos TPos Remark MHz dBuV/m dBuV/m dBuV dB/m dB dB cm deg 1 5210.00 92.79 ------ ------ 82.30 35.32 8.63 33.46 400 55 PEAK
Avg	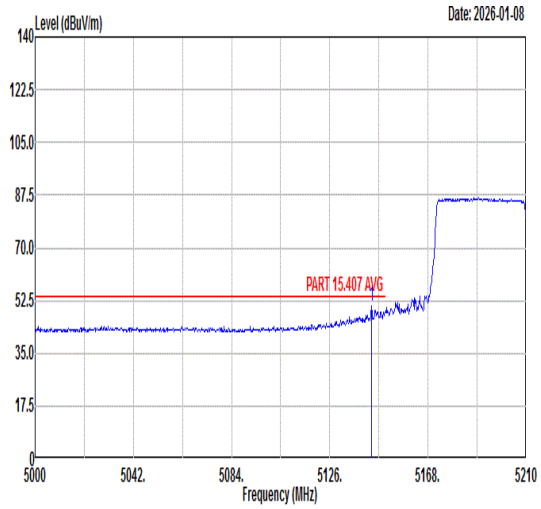 Freq Level Limit Line Margin (dB) Read Level Ant Factor Cable Loss Preamp Factor APos TPos Remark MHz dBuV/m dBuV/m dBuV dB/m dB dB cm deg 1 5143.85 50.48 54.00 -3.52 40.14 35.29 8.52 33.47 400 55 AVERAGE	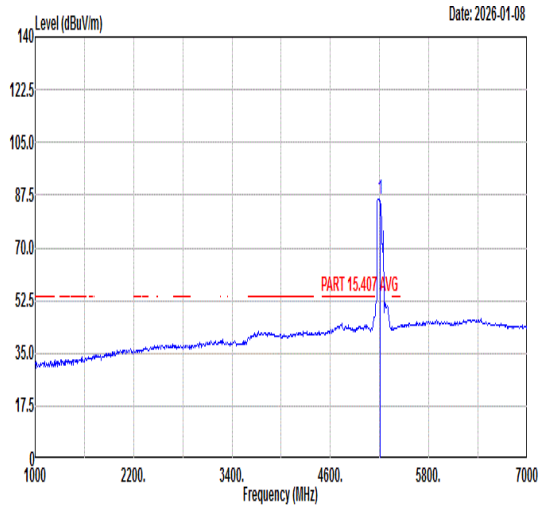 Freq Level Limit Line Margin (dB) Read Level Ant Factor Cable Loss Preamp Factor APos TPos Remark MHz dBuV/m dBuV/m dBuV dB/m dB dB cm deg 1 5210.00 86.14 ------ ------ 75.70 35.31 8.59 33.46 400 55 AVERAGE

Mode	25	
	Band Edge - R	
	U-NII-1_5.15-5.25_802.11ac VHT80_CH42_Full_5210MHz	
ANT	4	
Pol.	Vertical	Fundamental
Peak	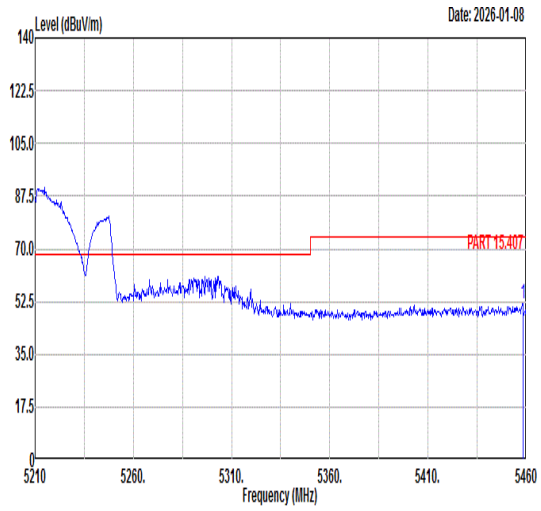 Freq Level Limit Line Margin (dB) Read Level Ant Factor Cable Loss Preamp Factor APos TPos Remark MHz dBuV/m dBuV/m dBuV dB/m dB dB cm deg 1 5458.25 51.87 74.00 -22.13 40.12 35.47 9.69 33.41 400 55 PEAK	Blank
Avg	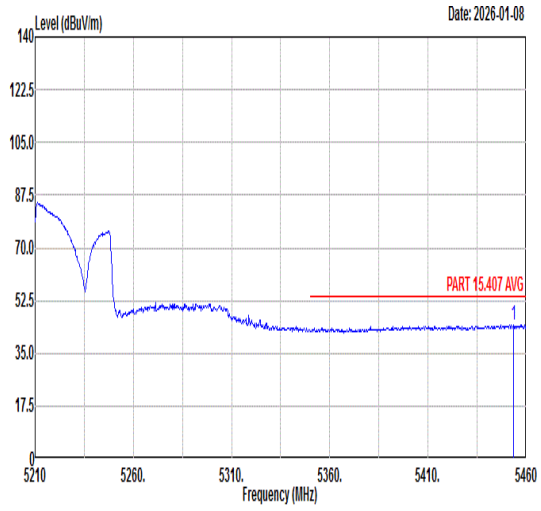 Freq Level Limit Line Margin (dB) Read Level Ant Factor Cable Loss Preamp Factor APos TPos Remark MHz dBuV/m dBuV/m dBuV dB/m dB dB cm deg 1 5453.50 44.51 54.00 -9.49 32.77 35.47 9.68 33.41 400 55 AVERAGE	Blank

Mode	25	
	Harmonic	
	U-NII-1_5.15-5.25_802.11ac VHT80_CH42_Full_5210MHz	
ANT	4	
Pol.	Horizontal	Vertical
Peak Avg	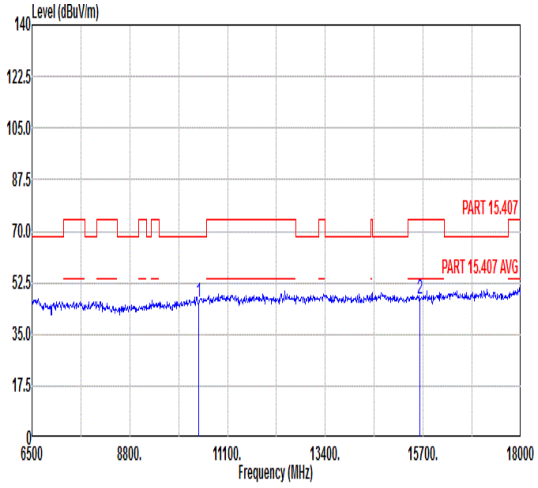 Freq Level Limit Line Margin Read Level Ant Factor Cable Loss Preamp Factor APos TPos Remark MHz dBuV/m dBuV/m dB dBuV dB/m dB dB cm deg 1 10420.00 45.89 68.30 -22.41 47.07 38.07 12.11 51.36 --- --- Peak 2 15630.00 47.12 74.00 -26.88 44.03 41.01 14.62 52.54 --- --- Peak	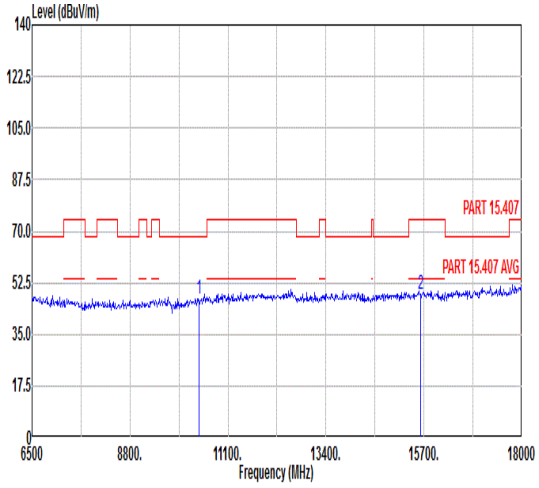 Freq Level Limit Line Margin Read Level Ant Factor Cable Loss Preamp Factor APos TPos Remark MHz dBuV/m dBuV/m dB dBuV dB/m dB dB cm deg 1 10420.00 46.88 68.30 -21.42 48.06 38.07 12.11 51.36 --- --- Peak 2 15630.00 48.50 74.00 -25.50 45.41 41.01 14.62 52.54 --- --- Peak

Mode	26	
	Band Edge - L	
	U-NII-2A_5.25-5.35_802.11ac VHT80_CH58_Full_5290MHz	
ANT	4	
Pol.	Horizontal	Fundamental
Peak	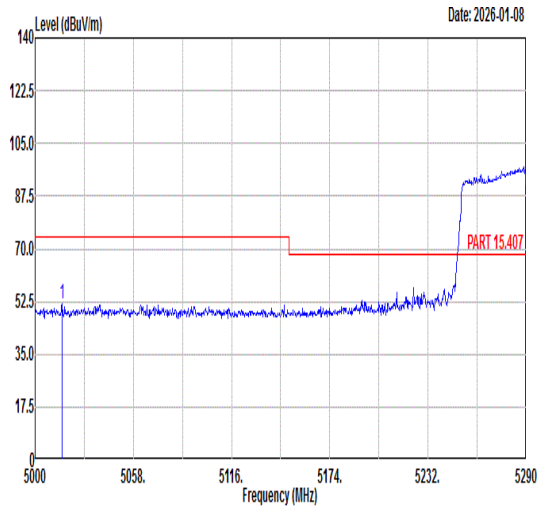 Freq Level Limit Line Margin (dB) Read Level Ant Factor Cable Loss Preamp Factor APos TPos Remark MHz dBuV/m dBuV/m dBuV dB/m dB dB cm deg 1 5015.95 51.89 74.00 -22.11 41.89 35.21 8.29 33.50 100 94 PEAK	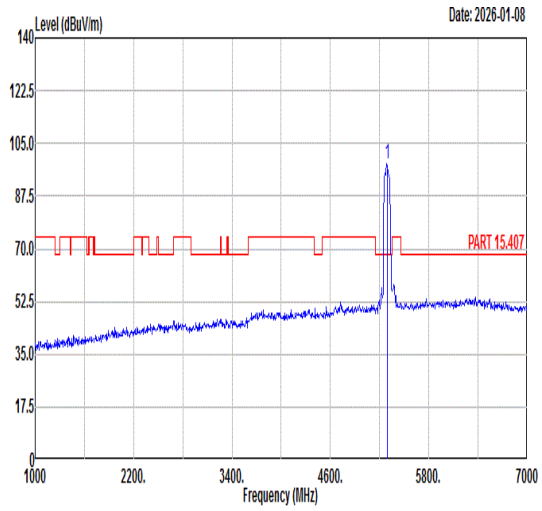 Freq Level Limit Line Margin (dB) Read Level Ant Factor Cable Loss Preamp Factor APos TPos Remark MHz dBuV/m dBuV/m dBuV dB/m dB dB cm deg 1 5290.00 98.15 ------ ------ 87.20 35.37 9.02 33.44 100 94 PEAK
Avg	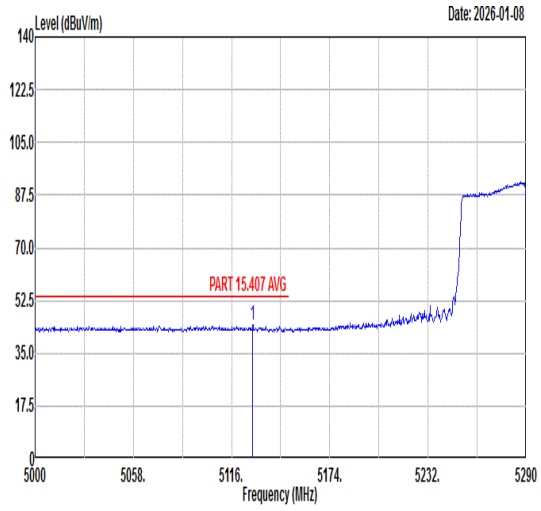 Freq Level Limit Line Margin (dB) Read Level Ant Factor Cable Loss Preamp Factor APos TPos Remark MHz dBuV/m dBuV/m dBuV dB/m dB dB cm deg 1 5128.47 44.32 54.00 -9.68 34.01 35.28 8.50 33.47 100 94 AVERAGE	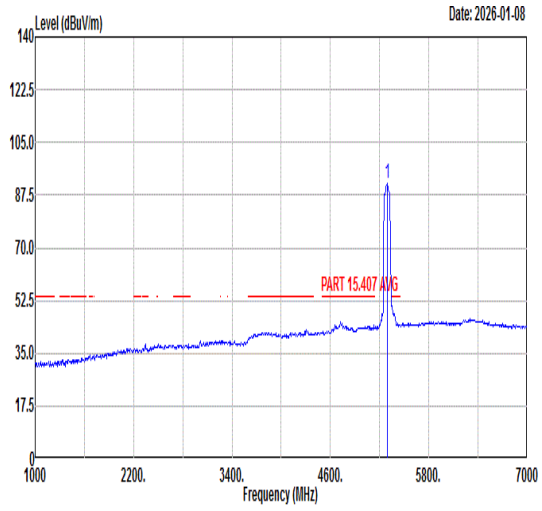 Freq Level Limit Line Margin (dB) Read Level Ant Factor Cable Loss Preamp Factor APos TPos Remark MHz dBuV/m dBuV/m dBuV dB/m dB dB cm deg 1 5290.00 91.14 ------ ------ 80.16 35.37 9.05 33.44 100 94 AVERAGE

Mode	26	
	Band Edge - R	
	U-NII-2A_5.25-5.35_802.11ac VHT80_CH58_Full_5290MHz	
ANT	4	
Pol.	Horizontal	Fundamental
Peak	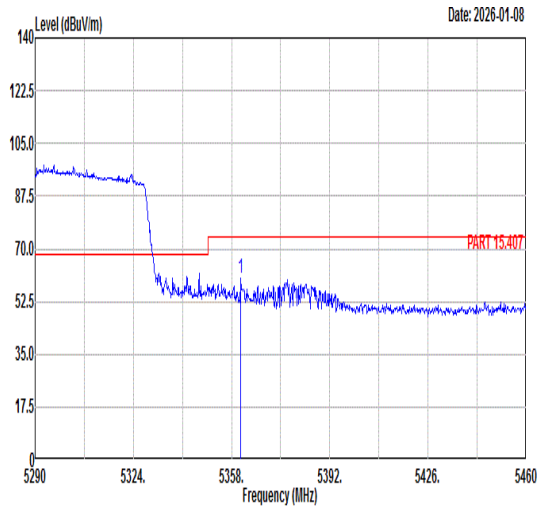 Freq Level Limit Line Margin (dB) Read Level Ant Factor Cable Loss Preamp Factor APos TPos Remark MHz dBuV/m dBuV/m dBuV dB/m dB dB cm deg 1 5361.23 60.25 74.00 -13.75 48.84 35.42 9.42 33.43 100 94 PEAK	Blank
Avg	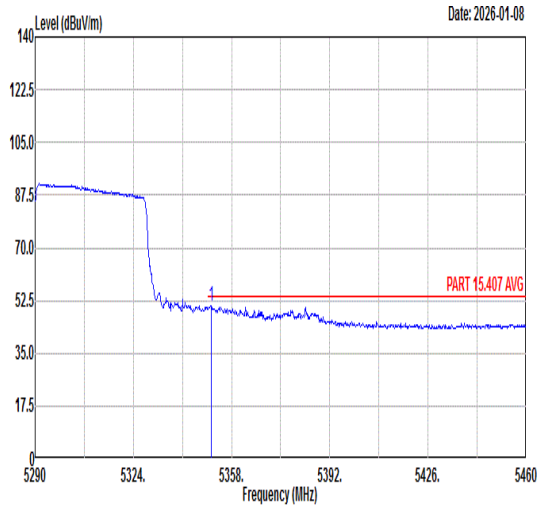 Freq Level Limit Line Margin (dB) Read Level Ant Factor Cable Loss Preamp Factor APos TPos Remark MHz dBuV/m dBuV/m dBuV dB/m dB dB cm deg 1 5350.86 50.73 54.00 -3.27 39.38 35.41 9.37 33.43 100 94 AVERAGE	Blank

Mode	26	
	Band Edge - L	
	U-NII-2A_5.25-5.35_802.11ac VHT80_CH58_Full_5290MHz	
ANT	4	
Pol.	Vertical	Fundamental
Peak	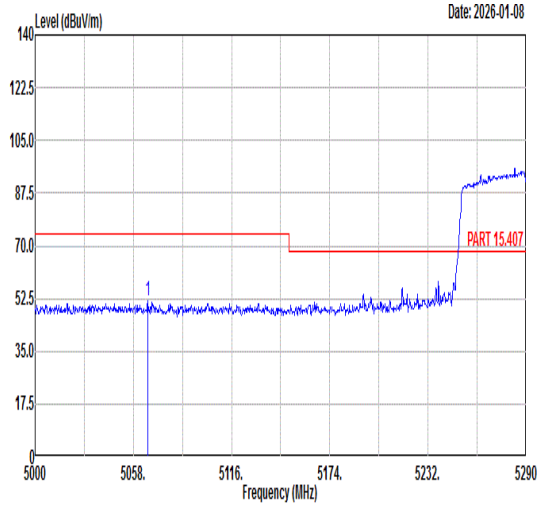 Freq Level Limit Line Margin (dB) Read Level Ant Factor Cable Loss Preamp Factor APos TPos Remark MHz dBuV/m dBuV/m dBuV dB/m dB dB cm deg 1 5066.70 51.68 74.00 -22.32 41.55 35.24 8.38 33.49 100 283 PEAK	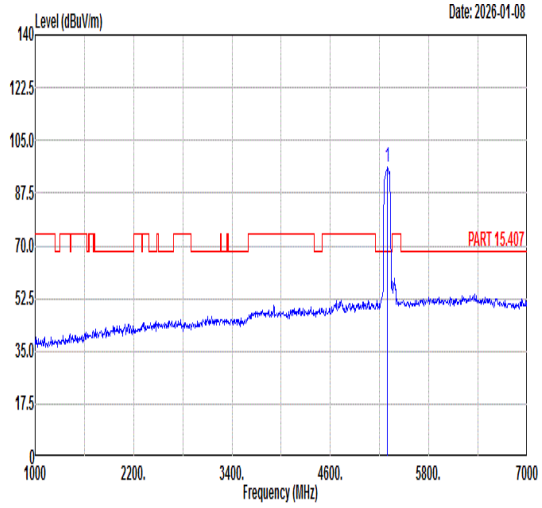 Freq Level Limit Line Margin (dB) Read Level Ant Factor Cable Loss Preamp Factor APos TPos Remark MHz dBuV/m dBuV/m dBuV dB/m dB dB cm deg 1 5290.00 96.03 ------ ------ 85.00 35.38 9.09 33.44 100 283 PEAK
Avg	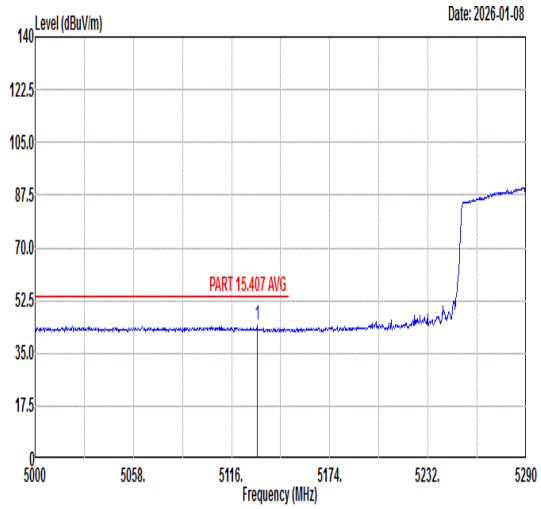 Freq Level Limit Line Margin (dB) Read Level Ant Factor Cable Loss Preamp Factor APos TPos Remark MHz dBuV/m dBuV/m dBuV dB/m dB dB cm deg 1 5131.08 44.62 54.00 -9.38 34.31 35.28 8.50 33.47 100 283 AVERAGE	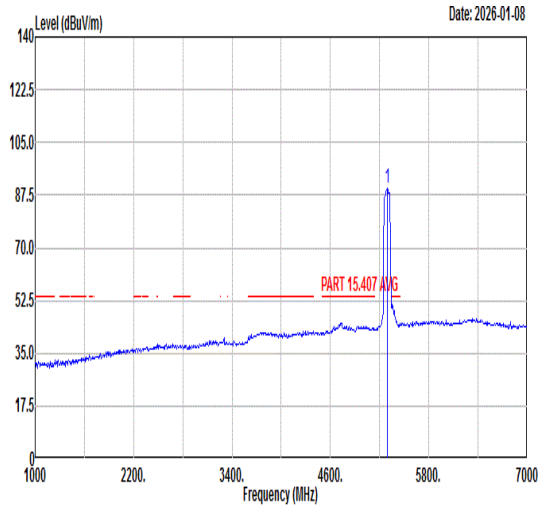 Freq Level Limit Line Margin (dB) Read Level Ant Factor Cable Loss Preamp Factor APos TPos Remark MHz dBuV/m dBuV/m dBuV dB/m dB dB cm deg 1 5290.00 89.97 ------ ------ 78.94 35.38 9.09 33.44 100 283 AVERAGE

Mode	26	
	Band Edge - R	
	U-NII-2A_5.25-5.35_802.11ac VHT80_CH58_Full_5290MHz	
ANT	4	
Pol.	Vertical	Fundamental
Peak	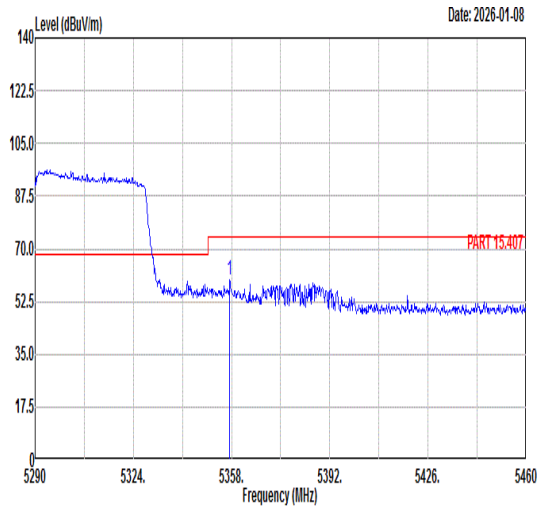 Freq Level Limit Line Margin (dB) Read Level Ant Factor Cable Loss Preamp Factor APos TPos Remark MHz dBuV/m dBuV/m dBuV dB/m dB dB cm deg 1 5357.32 59.56 74.00 -14.44 48.18 35.41 9.40 33.43 100 283 PEAK	Blank
Avg	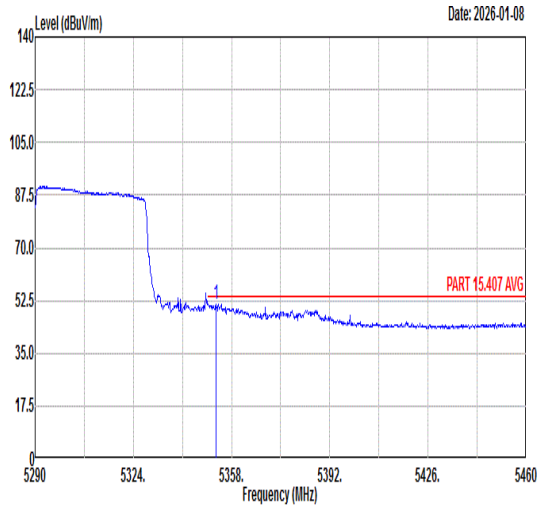 Freq Level Limit Line Margin (dB) Read Level Ant Factor Cable Loss Preamp Factor APos TPos Remark MHz dBuV/m dBuV/m dBuV dB/m dB dB cm deg 1 5352.56 51.26 54.00 -2.74 39.90 35.41 9.38 33.43 100 283 AVERAGE	Blank

Mode	26	
	Harmonic	
	U-NII-2A_5.25-5.35_802.11ac VHT80_CH58_Full_5290MHz	
ANT	4	
Pol.	Horizontal	Vertical
Peak Avg	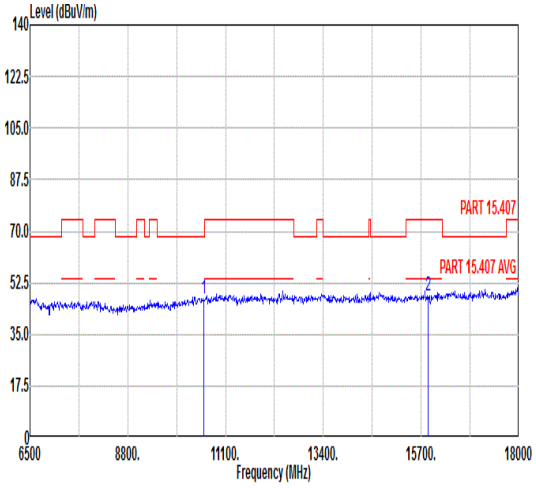 Freq Level Limit Line Margin Read Level Ant Factor Cable Loss Preamp Factor APos TPos Remark MHz dBuV/m dBuV/m dB dBuV dB/m dB dB cm deg 1 10580.00 47.05 68.30 -21.25 47.74 38.13 12.22 51.04 --- --- Peak 2 15870.00 48.25 74.00 -25.75 44.94 41.29 14.73 52.71 --- --- Peak	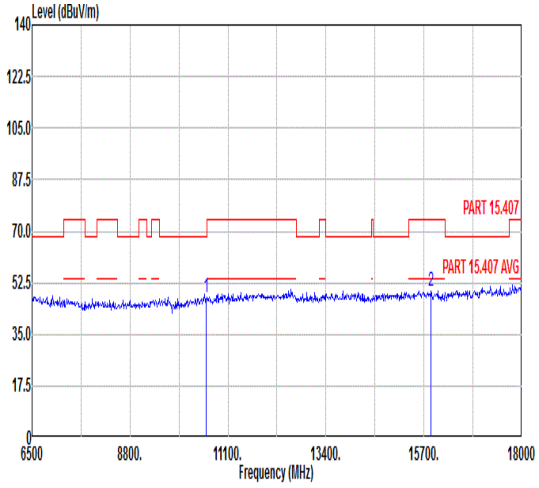 Freq Level Limit Line Margin Read Level Ant Factor Cable Loss Preamp Factor APos TPos Remark MHz dBuV/m dBuV/m dB dBuV dB/m dB dB cm deg 1 10580.00 47.39 68.30 -20.91 48.08 38.13 12.22 51.04 --- --- Peak 2 15870.00 49.54 74.00 -24.46 46.23 41.29 14.73 52.71 --- --- Peak

Mode	27	
	Band Edge - L	
	U-NII-2C_5.47-5.725_802.11ac VHT80_CH106_Full_5530MHz	
ANT	4	
Pol.	Horizontal	Fundamental
Peak	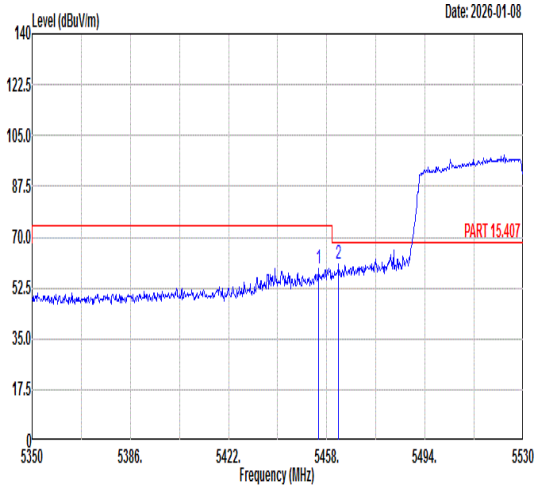 Freq Level Limit Line Margin (dB) Read Level Ant Factor Cable Loss Preamp Factor APos TPos Remark MHz dBuV/m dBuV/m dBuV dB/m dB dB cm deg 1 5454.94 59.28 74.00 -14.72 47.54 35.47 9.68 33.41 103 121 PEAK 2 5462.32 60.89 68.30 -7.41 49.13 35.48 9.69 33.41 103 121 PEAK	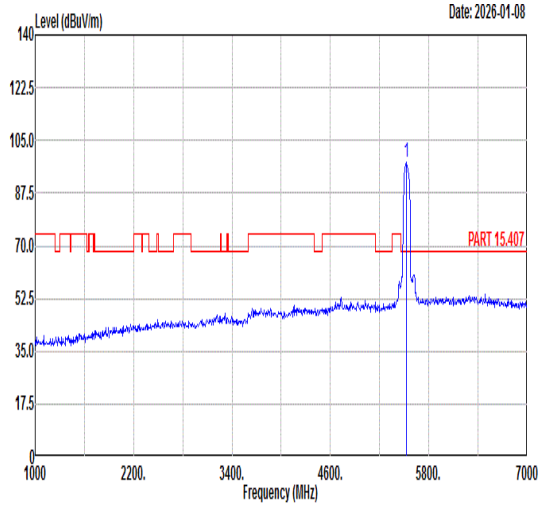 Freq Level Limit Line Margin (dB) Read Level Ant Factor Cable Loss Preamp Factor APos TPos Remark MHz dBuV/m dBuV/m dBuV dB/m dB dB cm deg 1 5530.00 97.73 ------ ------ 85.88 35.53 9.72 33.40 103 121 PEAK
Avg	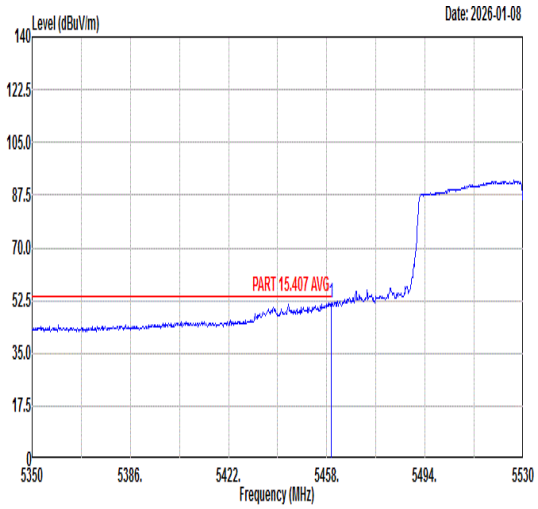 Freq Level Limit Line Margin (dB) Read Level Ant Factor Cable Loss Preamp Factor APos TPos Remark MHz dBuV/m dBuV/m dBuV dB/m dB dB cm deg 1 5459.62 51.77 54.00 -2.23 40.01 35.48 9.69 33.41 103 121 AVERAGE	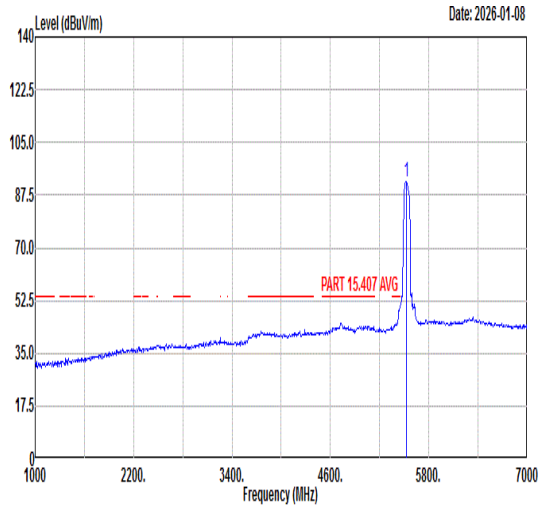 Freq Level Limit Line Margin (dB) Read Level Ant Factor Cable Loss Preamp Factor APos TPos Remark MHz dBuV/m dBuV/m dBuV dB/m dB dB cm deg 1 5530.00 92.15 ------ ------ 80.30 35.53 9.72 33.40 103 121 AVERAGE

Mode	27	
	Band Edge - R	
	U-NII-2C_5.47-5.725_802.11ac VHT80_CH106_Full_5530MHz	
ANT	4	
Pol.	Horizontal	Fundamental
Peak	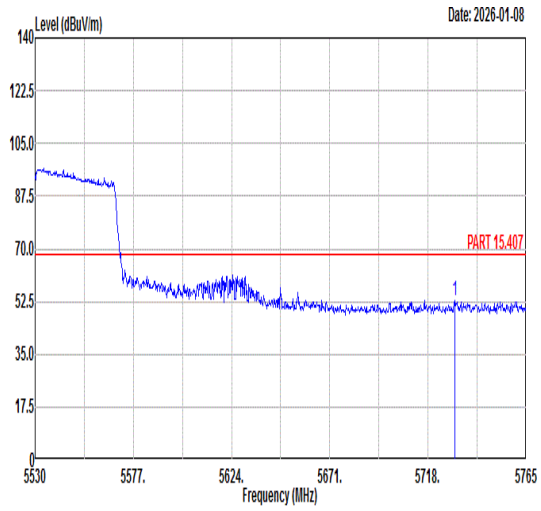 Freq Level Limit Line Margin (dB) Read Level Ant Factor Cable Loss Preamp Factor APos TPos Remark MHz dBuV/m dBuV/m dBuV dB/m dB dB cm deg 1 5730.93 52.64 68.30 -15.66 40.24 35.82 10.03 33.45 103 121 PEAK	Blank

Mode	27	
	Band Edge - L	
	U-NII-2C_5.47-5.725_802.11ac VHT80_CH106_Full_5530MHz	
ANT	4	
Pol.	Vertical	Fundamental
Peak	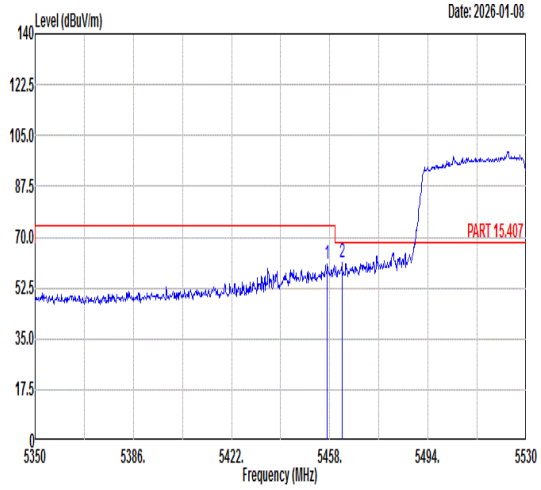 Freq Level Limit Line Margin (dB) Read Level Ant Factor Cable Loss Preamp Factor APos TPos Remark MHz dBuV/m dBuV/m dBuV dB/m dB dB cm deg 1 5457.10 60.75 74.00 -13.25 49.00 35.47 9.69 33.41 100 293 PEAK 2 5462.50 61.07 68.30 -7.23 49.31 35.48 9.69 33.41 100 293 PEAK	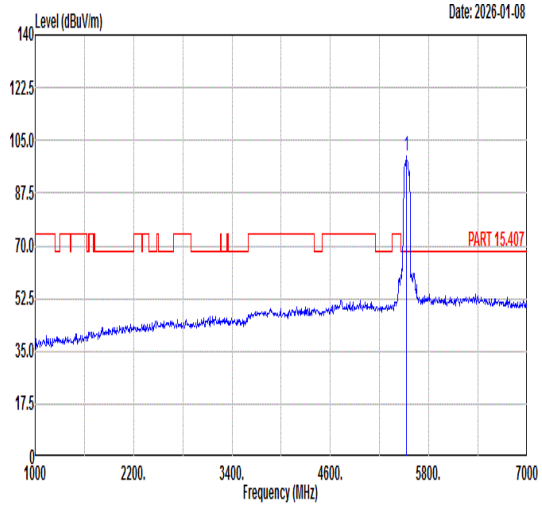 Freq Level Limit Line Margin (dB) Read Level Ant Factor Cable Loss Preamp Factor APos TPos Remark MHz dBuV/m dBuV/m dBuV dB/m dB dB cm deg 1 5530.00 99.59 ------ ------ 87.74 35.53 9.72 33.40 100 293 PEAK
Avg	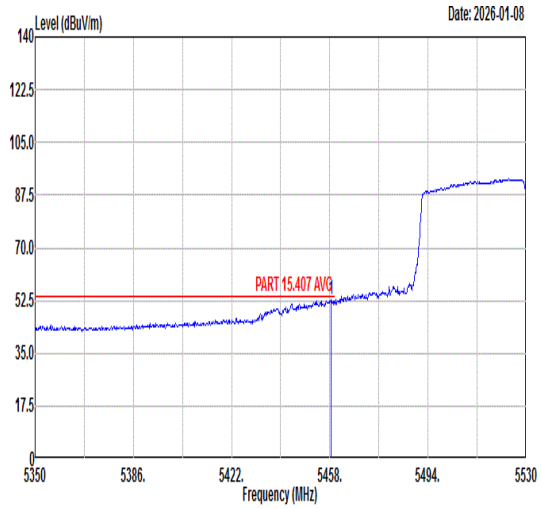 Freq Level Limit Line Margin (dB) Read Level Ant Factor Cable Loss Preamp Factor APos TPos Remark MHz dBuV/m dBuV/m dBuV dB/m dB dB cm deg 1 5458.36 52.66 54.00 -1.34 40.90 35.48 9.69 33.41 100 293 AVERAGE	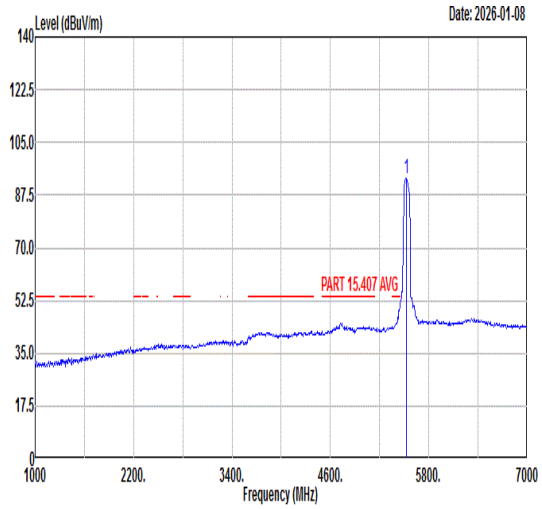 Freq Level Limit Line Margin (dB) Read Level Ant Factor Cable Loss Preamp Factor APos TPos Remark MHz dBuV/m dBuV/m dBuV dB/m dB dB cm deg 1 5530.00 92.89 ------ ------ 81.04 35.53 9.72 33.40 100 293 AVERAGE

Mode	27	
	Band Edge - R	
	U-NII-2C_5.47-5.725_802.11ac VHT80_CH106_Full_5530MHz	
ANT	4	
Pol.	Vertical	Fundamental
Peak	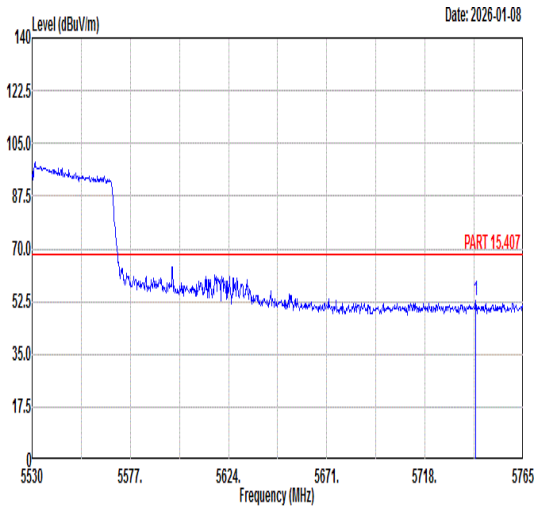 Freq Level Limit Line Margin (dB) Read Level Ant Factor Cable Loss Preamp Factor APos TPos Remark MHz dBuV/m dBuV/m dBuV dB/m dB dB cm deg 1 5742.21 52.64 68.30 -15.66 40.20 35.84 10.05 33.45 100 293 PEAK	Blank

Mode	27	
	Harmonic	
	U-NII-2C_5.47-5.725_802.11ac VHT80_CH106_Full_5530MHz	
ANT	4	
Pol.	Horizontal	Vertical
Peak Avg	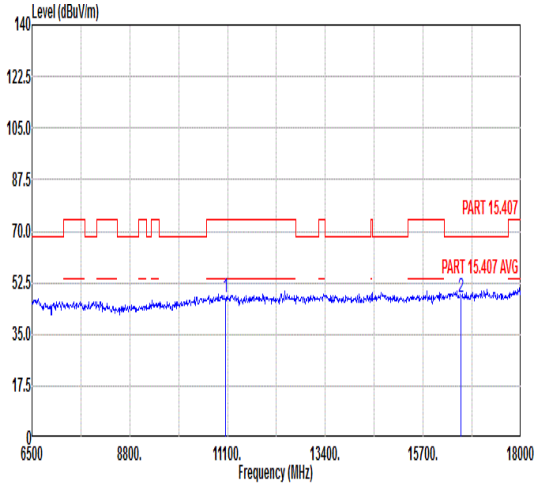 Freq Level Limit Line Margin Read Level Ant Factor Cable Loss Preamp Factor APos TPos Remark MHz dBuV/m dBuV/m dB dBuV dB/m dB dB cm deg 1 11060.00 47.28 74.00 -26.72 46.64 38.32 12.57 50.25 --- --- Peak 2 16590.00 47.75 68.30 -20.55 43.22 42.10 15.23 52.80 --- --- Peak	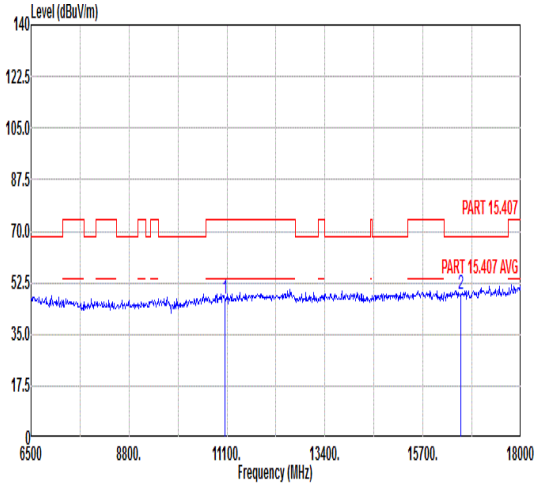 Freq Level Limit Line Margin Read Level Ant Factor Cable Loss Preamp Factor APos TPos Remark MHz dBuV/m dBuV/m dB dBuV dB/m dB dB cm deg 1 11060.00 46.84 74.00 -27.16 46.20 38.32 12.57 50.25 --- --- Peak 2 16590.00 48.50 68.30 -19.80 43.97 42.10 15.23 52.80 --- --- Peak

Mode	28	
	Band Edge	
	U-NII-3_5.725-5.85_802.11a_CH149_5745MHz	
ANT	4	
Pol.	Horizontal	Fundamental
Peak	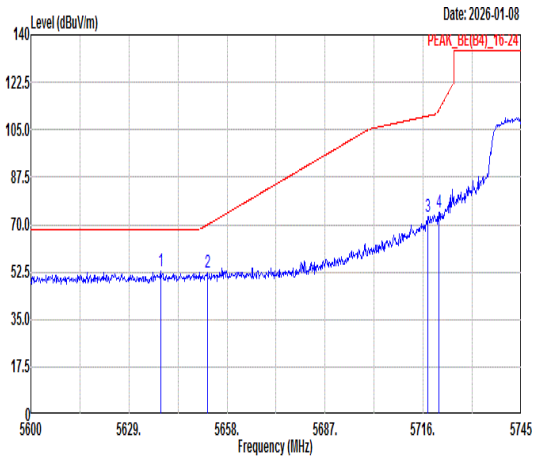 Freq Level Limit Line Margin (dB) Read Level Ant Factor Cable Loss Preamp Factor APos TPos Remark MHz dBuV/m dBuV/m dBuV dB/m dB dB cm deg 1 5638.43 52.61 68.30 -15.69 40.51 35.69 9.84 33.43 100 122 PEAK 2 5652.20 52.31 69.93 -17.62 40.16 35.71 9.87 33.43 100 122 PEAK 3 5717.45 72.98 110.09 -37.11 60.62 35.80 10.00 33.44 100 122 PEAK 4 5720.64 74.54 112.26 -37.72 62.16 35.81 10.01 33.44 100 122 PEAK	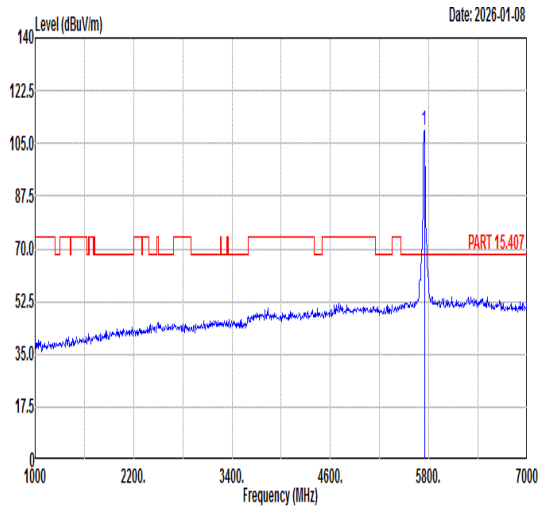 Freq Level Limit Line Margin (dB) Read Level Ant Factor Cable Loss Preamp Factor APos TPos Remark MHz dBuV/m dBuV/m dBuV dB/m dB dB cm deg 1 5745.00 109.43 ------ ------ 96.98 35.84 10.06 33.45 100 122 PEAK
Avg	Blank	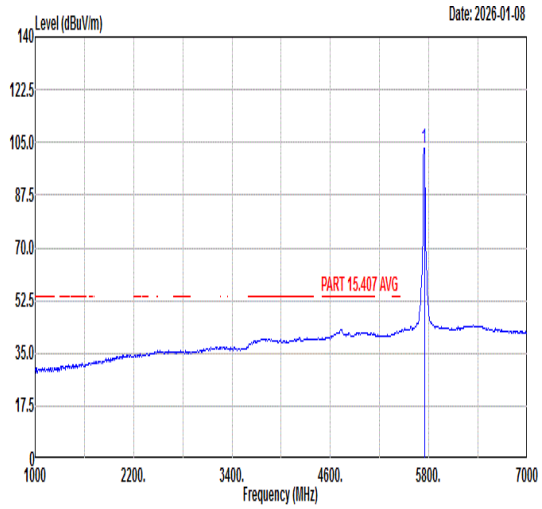 Freq Level Limit Line Margin (dB) Read Level Ant Factor Cable Loss Preamp Factor APos TPos Remark MHz dBuV/m dBuV/m dBuV dB/m dB dB cm deg 1 5745.00 103.16 ------ ------ 90.71 35.84 10.06 33.45 100 122 AVERAGE

Mode	28	
	Band Edge	
	U-NII-3_5.725-5.85_802.11a_CH149_5745MHz	
ANT	4	
Pol.	Vertical	Fundamental
Peak	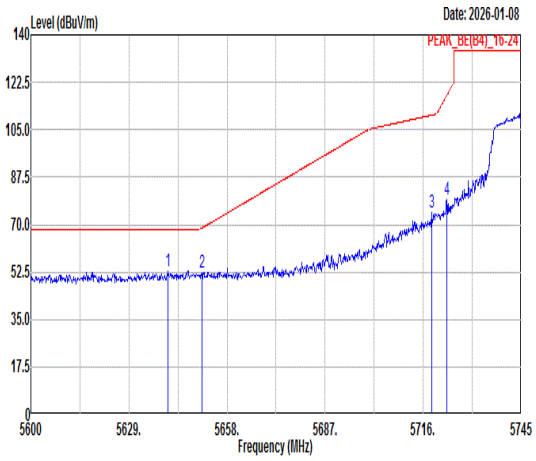 Freq Level Limit Line Margin (dB) Read Level Ant Factor Cable Loss Preamp Factor APos TPos Remark MHz dBuV/m dBuV/m dBuV dB/m dB dB cm deg 1 5640.60 53.06 68.30 -15.24 40.95 35.70 9.84 33.43 103 285 PEAK 2 5650.61 52.55 68.75 -16.20 40.41 35.71 9.86 33.43 103 285 PEAK 3 5718.47 74.46 110.37 -35.91 62.09 35.81 10.00 33.44 103 285 PEAK 4 5722.96 79.45 117.55 -38.10 67.07 35.81 10.01 33.44 103 285 PEAK	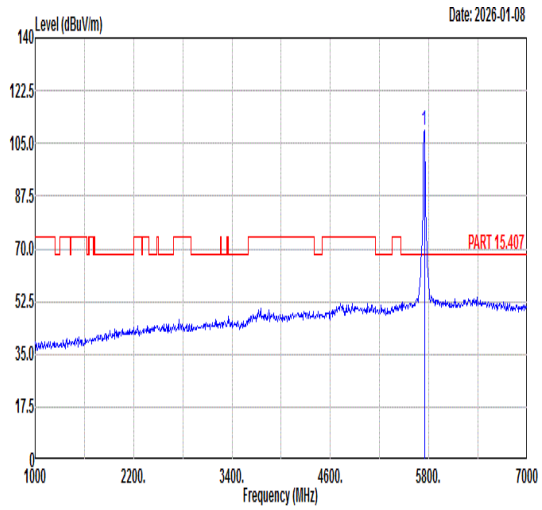 Freq Level Limit Line Margin (dB) Read Level Ant Factor Cable Loss Preamp Factor APos TPos Remark MHz dBuV/m dBuV/m dBuV dB/m dB dB cm deg 1 5745.00 109.51 ------ ------ 97.06 35.84 10.06 33.45 103 285 PEAK
Avg	Blank	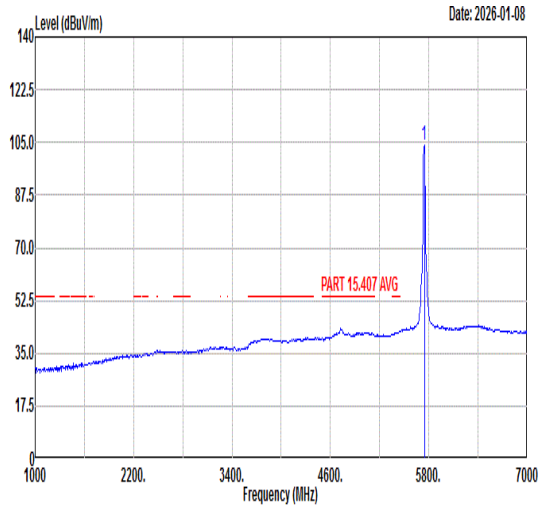 Freq Level Limit Line Margin (dB) Read Level Ant Factor Cable Loss Preamp Factor APos TPos Remark MHz dBuV/m dBuV/m dBuV dB/m dB dB cm deg 1 5745.00 103.88 ------ ------ 91.43 35.84 10.06 33.45 103 285 AVERAGE

Mode	28	
	Harmonic	
	U-NII-3_5.725-5.85_802.11a_CH149_5745MHz	
ANT	4	
Pol.	Horizontal	Vertical
Peak Avg	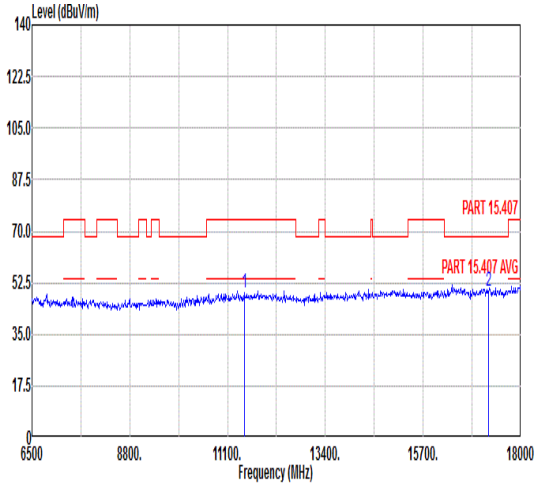 Freq Level Limit Line Margin Read Level Ant Factor Cable Loss Preamp Factor APos TPos Remark MHz dBuV/m dBuV/m dB dBuV dB/m dB dB cm deg 1 11490.00 49.04 74.00 -24.96 48.36 38.45 12.87 50.64 --- --- Peak 2 17235.00 49.54 68.30 -18.76 43.84 42.83 15.72 52.85 --- --- Peak	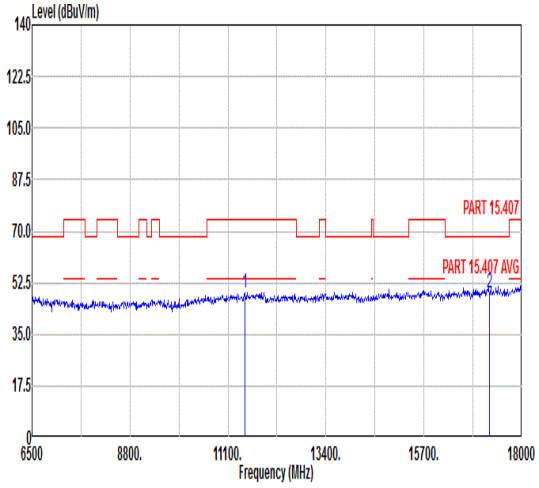 Freq Level Limit Line Margin Read Level Ant Factor Cable Loss Preamp Factor APos TPos Remark MHz dBuV/m dBuV/m dB dBuV dB/m dB dB cm deg 1 11490.00 48.88 74.00 -25.12 48.20 38.45 12.87 50.64 --- --- Peak 2 17235.00 49.27 68.30 -19.03 43.57 42.83 15.72 52.85 --- --- Peak

Mode	29	
	Harmonic	
	U-NII-3_5.725-5.85_802.11a_CH157_Full_5785MHz	
ANT	4	
Pol.	Horizontal	Vertical
Peak Avg	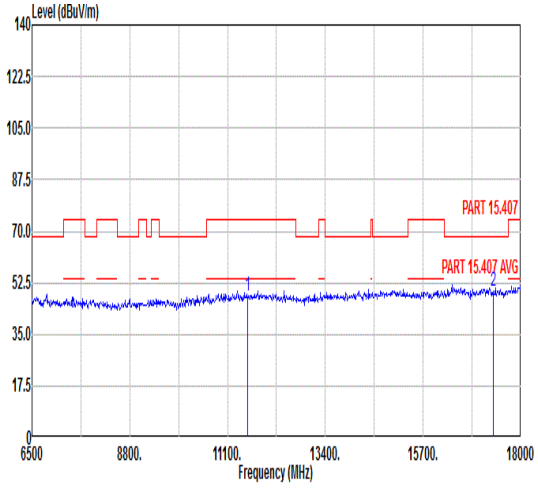 Freq Level Limit Line Margin Read Level Ant Factor Cable Loss Preamp Factor APos TPos Remark MHz dBuV/m dBuV/m dB dBuV dB/m dB dB cm deg 1 11570.00 47.90 74.00 -26.10 47.21 38.47 12.93 50.71 --- --- Peak 2 17355.00 49.72 68.30 -18.58 43.81 42.97 15.81 52.87 --- --- Peak	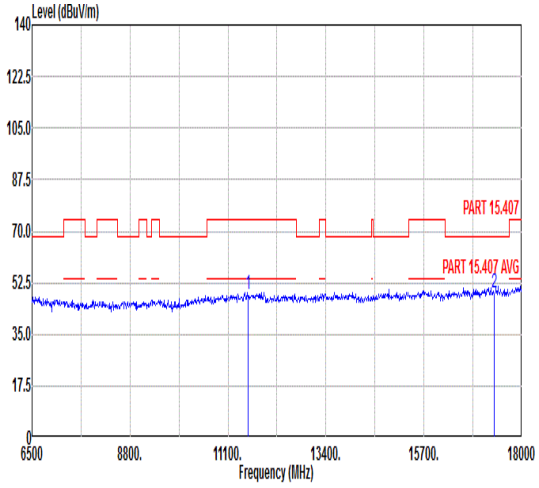 Freq Level Limit Line Margin Read Level Ant Factor Cable Loss Preamp Factor APos TPos Remark MHz dBuV/m dBuV/m dB dBuV dB/m dB dB cm deg 1 11570.00 48.54 74.00 -25.46 47.85 38.47 12.93 50.71 --- --- Peak 2 17355.00 48.87 68.30 -19.43 42.96 42.97 15.81 52.87 --- --- Peak

Mode	30	
	Band Edge	
	U-NII-3_5.725-5.85_802.11a_CH165_Full_5825MHz	
ANT	4	
Pol.	Horizontal	Fundamental
Peak	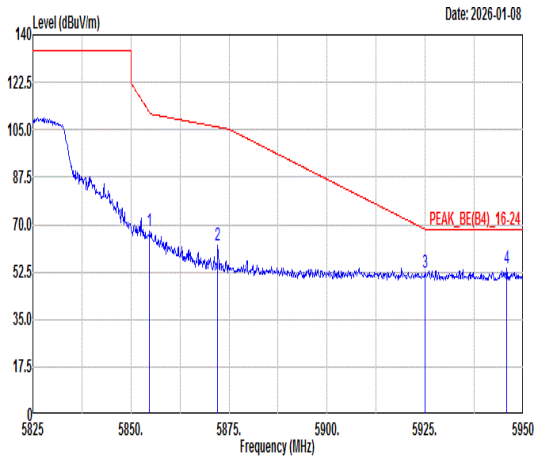 Freq Level Limit Line Margin (dB) Read Level Ant Factor Cable Loss Preamp Factor APos TPos Remark MHz dBuV/m dBuV/m dBuV dB/m dB dB cm deg 1 5854.75 67.46 111.37 -43.91 54.64 36.00 10.29 33.47 100 123 PEAK 2 5872.13 62.19 106.00 -43.81 49.31 36.02 10.33 33.47 100 123 PEAK 3 5925.00 52.25 68.30 -16.05 39.20 36.10 10.44 33.49 100 123 PEAK 4 5945.75 53.74 68.30 -14.56 40.63 36.12 10.48 33.49 100 123 PEAK	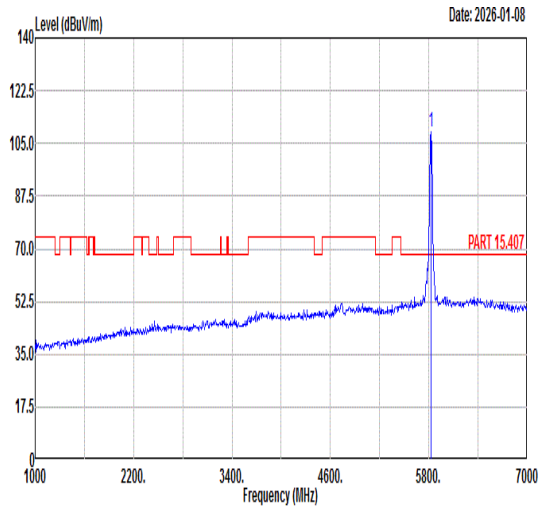 Freq Level Limit Line Margin (dB) Read Level Ant Factor Cable Loss Preamp Factor APos TPos Remark MHz dBuV/m dBuV/m dBuV dB/m dB dB cm deg 1 5825.00 108.69 ------ ------ 95.97 35.95 10.23 33.46 100 123 PEAK
Avg	Blank	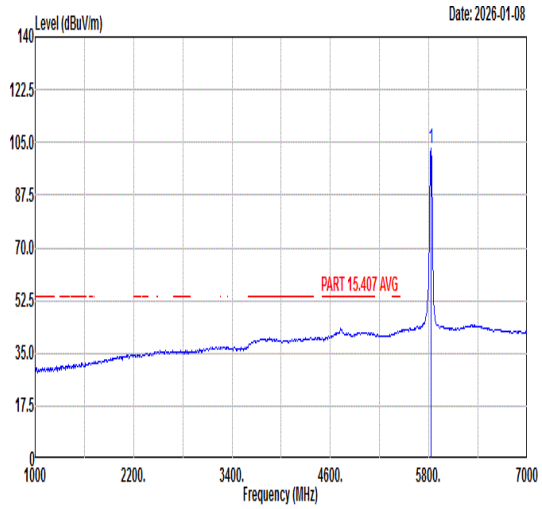 Freq Level Limit Line Margin (dB) Read Level Ant Factor Cable Loss Preamp Factor APos TPos Remark MHz dBuV/m dBuV/m dBuV dB/m dB dB cm deg 1 5825.00 103.21 ------ ------ 90.49 35.95 10.23 33.46 100 123 AVERAGE

Mode	30	
	Band Edge	
	U-NII-3_5.725-5.85_802.11a_CH165_Full_5825MHz	
ANT	4	
Pol.	Vertical	Fundamental
Peak	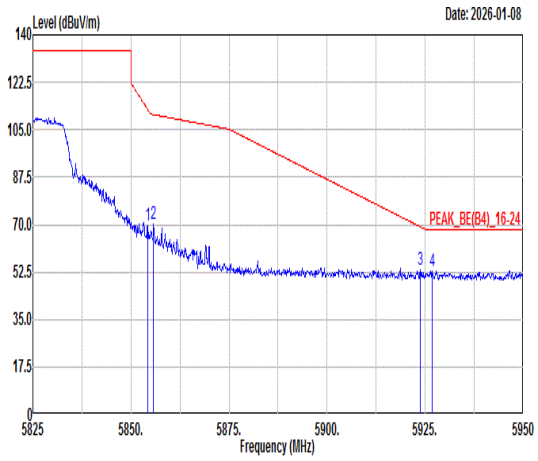 Freq Level Limit Line Margin (dB) Read Level Ant Factor Cable Loss Preamp Factor APos TPos Remark MHz dBuV/m dBuV/m dBuV dB/m dB dB cm deg 1 5854.38 69.49 112.22 -42.73 56.67 36.00 10.29 33.47 100 284 PEAK 2 5855.75 70.40 110.59 -40.19 57.58 36.00 10.29 33.47 100 284 PEAK 3 5923.75 53.47 69.22 -15.75 40.42 36.09 10.44 33.48 100 284 PEAK 4 5926.75 52.97 68.30 -15.33 39.92 36.10 10.44 33.49 100 284 PEAK	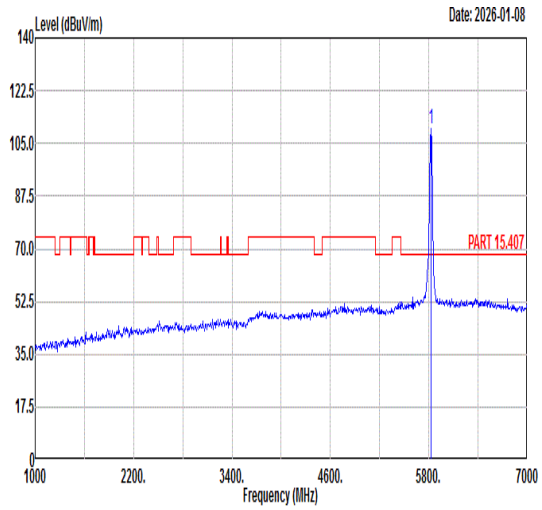 Freq Level Limit Line Margin (dB) Read Level Ant Factor Cable Loss Preamp Factor APos TPos Remark MHz dBuV/m dBuV/m dBuV dB/m dB dB cm deg 1 5825.00 109.96 ------ ------ 97.23 35.96 10.24 33.47 100 284 PEAK
Avg	Blank	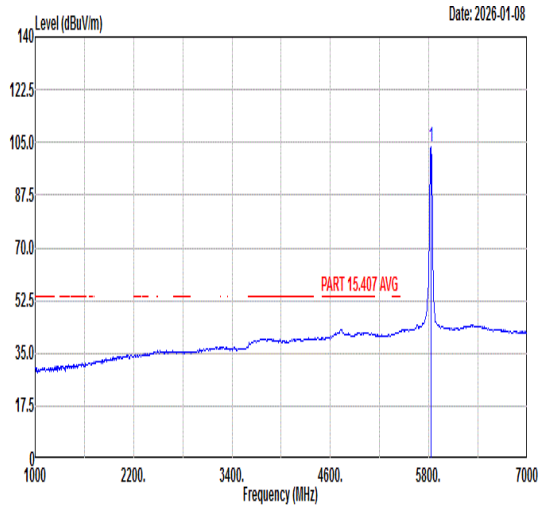 Freq Level Limit Line Margin (dB) Read Level Ant Factor Cable Loss Preamp Factor APos TPos Remark MHz dBuV/m dBuV/m dBuV dB/m dB dB cm deg 1 5825.00 103.59 ------ ------ 90.87 35.95 10.23 33.46 100 284 AVERAGE

Mode	30	
	Harmonic	
	U-NII-3_5.725-5.85_802.11a_CH165_Full_5825MHz	
ANT	4	
Pol.	Horizontal	Vertical
Peak Avg	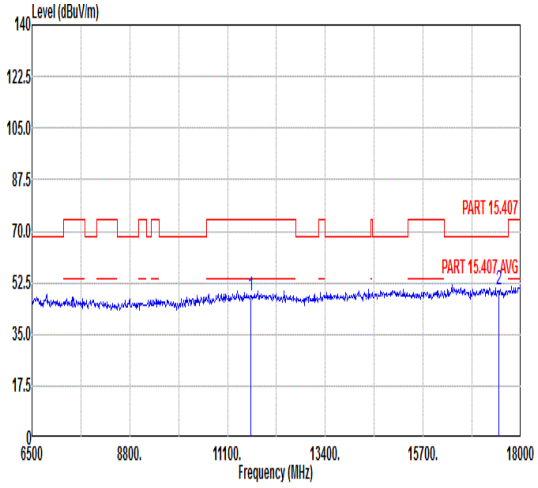 Freq Level Limit Line Margin Read Level Ant Factor Cable Loss Preamp Factor APos TPos Remark MHz dBuV/m dBuV/m dB dBuV dB/m dB dB cm deg 1 11650.00 48.27 74.00 -25.73 47.57 38.49 12.99 50.78 --- --- Peak 2 17475.00 50.06 68.30 -18.24 43.96 43.10 15.90 52.90 --- --- Peak	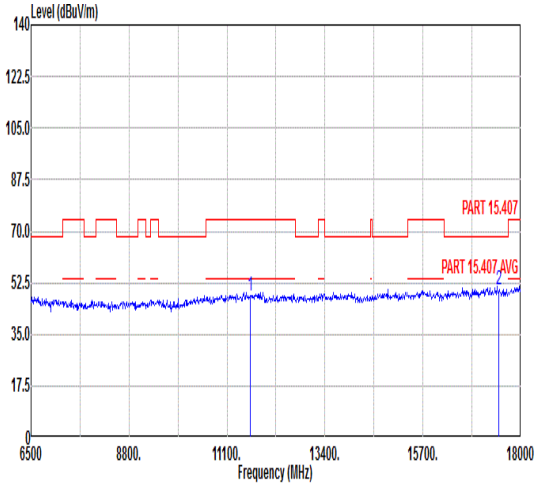 Freq Level Limit Line Margin Read Level Ant Factor Cable Loss Preamp Factor APos TPos Remark MHz dBuV/m dBuV/m dB dBuV dB/m dB dB cm deg 1 11650.00 48.19 74.00 -25.81 47.49 38.49 12.99 50.78 --- --- Peak 2 17475.00 49.97 68.30 -18.33 43.87 43.10 15.90 52.90 --- --- Peak

Mode	31	
	Band Edge	
	U-NII-3_5.725-5.85_802.11n HT20_CH149_Full_5745MHz	
ANT	4	
Pol.	Horizontal	Fundamental
Peak	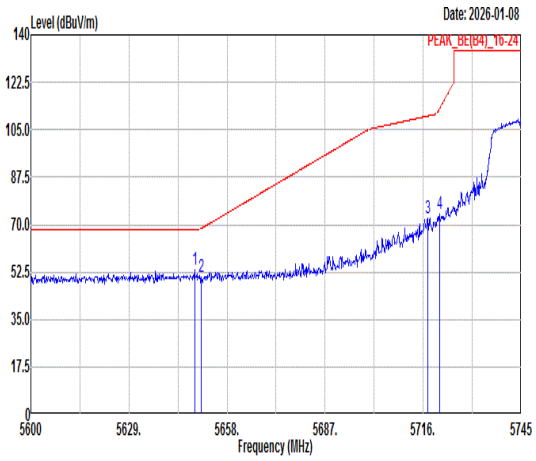 Freq Level Limit Line Margin (dB) Read Level Ant Factor Cable Loss Preamp Factor APos TPos Remark MHz dBuV/m dBuV/m dBuV dB/m dB dB cm deg 1 5648.43 53.39 68.30 -14.91 41.25 35.71 9.86 33.43 100 120 PEAK 2 5650.32 50.47 68.53 -18.06 38.33 35.71 9.86 33.43 100 120 PEAK 3 5717.31 72.14 110.05 -37.91 59.78 35.80 10.00 33.44 100 120 PEAK 4 5720.79 73.98 112.59 -38.61 61.60 35.81 10.01 33.44 100 120 PEAK	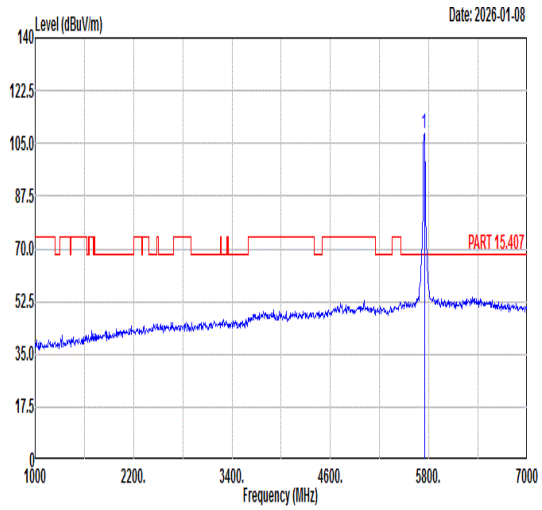 Freq Level Limit Line Margin (dB) Read Level Ant Factor Cable Loss Preamp Factor APos TPos Remark MHz dBuV/m dBuV/m dBuV dB/m dB dB cm deg 1 5745.00 108.10 ------ ------ 95.65 35.84 10.06 33.45 100 120 PEAK
Avg	Blank	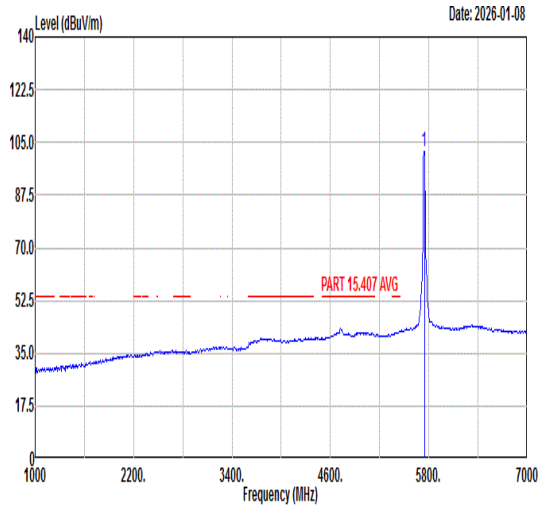 Freq Level Limit Line Margin (dB) Read Level Ant Factor Cable Loss Preamp Factor APos TPos Remark MHz dBuV/m dBuV/m dBuV dB/m dB dB cm deg 1 5745.00 102.17 ------ ------ 89.72 35.84 10.06 33.45 100 120 AVERAGE

Mode	31	
	Band Edge	
	U-NII-3_5.725-5.85_802.11n HT20_CH149_Full_5745MHz	
ANT	4	
Pol.	Vertical	Fundamental
Peak	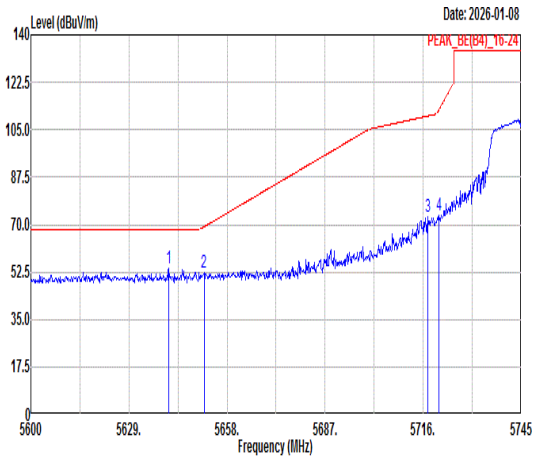 Freq Level Limit Line Margin (dB) Read Level Ant Factor Cable Loss Preamp Factor APos TPos Remark MHz dBuV/m dBuV/m dBuV dB/m dB dB cm deg 1 5640.75 54.07 68.30 -14.23 41.96 35.70 9.84 33.43 100 289 PEAK 2 5651.19 52.39 69.18 -16.79 40.25 35.71 9.86 33.43 100 289 PEAK 3 5717.45 72.82 110.09 -37.27 60.46 35.80 10.00 33.44 100 289 PEAK 4 5720.64 73.59 112.26 -38.67 61.21 35.81 10.01 33.44 100 289 PEAK	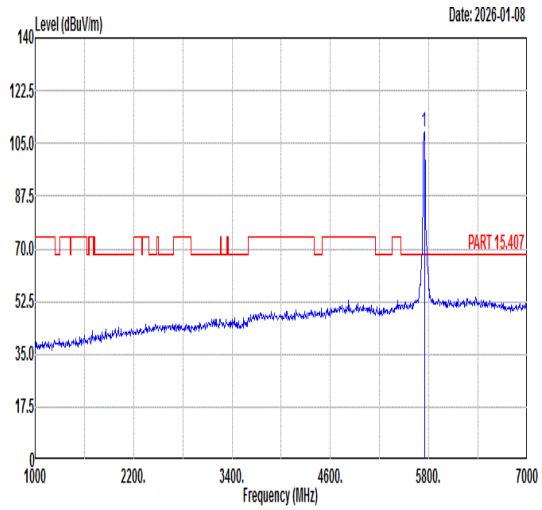 Freq Level Limit Line Margin (dB) Read Level Ant Factor Cable Loss Preamp Factor APos TPos Remark MHz dBuV/m dBuV/m dBuV dB/m dB dB cm deg 1 5745.00 108.57 ------ ------ 96.12 35.84 10.06 33.45 100 289 PEAK
Avg	Blank	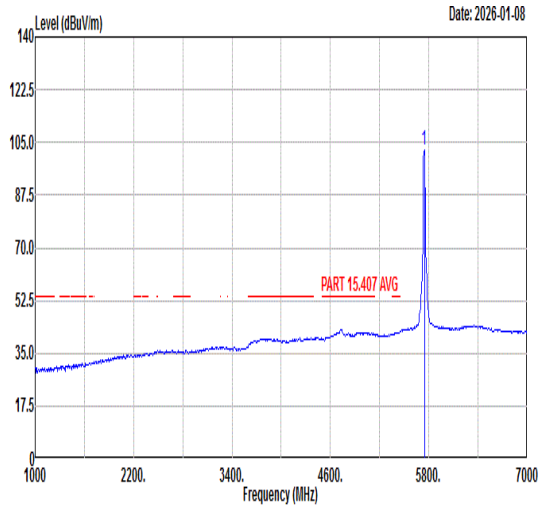 Freq Level Limit Line Margin (dB) Read Level Ant Factor Cable Loss Preamp Factor APos TPos Remark MHz dBuV/m dBuV/m dBuV dB/m dB dB cm deg 1 5745.00 102.64 ------ ------ 90.19 35.84 10.06 33.45 100 289 AVERAGE

Mode	31	
	Harmonic	
	U-NII-3_5.725-5.85_802.11n HT20_CH149_Full_5745MHz	
ANT	4	
Pol.	Horizontal	Vertical
Peak Avg	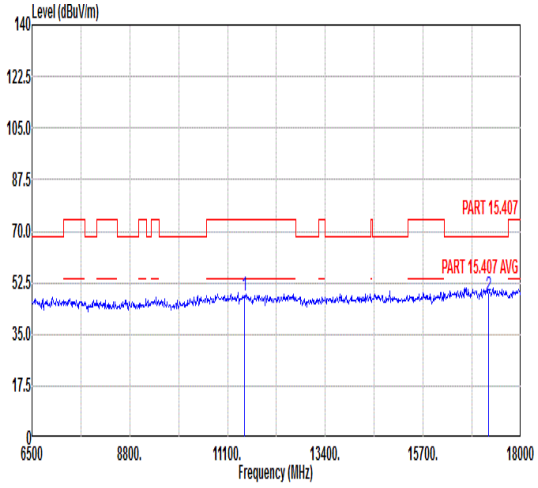 Freq Level Limit Line Margin Read Level Ant Factor Cable Loss Preamp Factor APos TPos Remark MHz dBuV/m dBuV/m dB dBuV dB/m dB dB cm deg 1 11490.00 48.16 74.00 -25.84 47.48 38.45 12.87 50.64 --- --- Peak 2 17235.00 48.22 68.30 -20.08 42.52 42.83 15.72 52.85 --- --- Peak	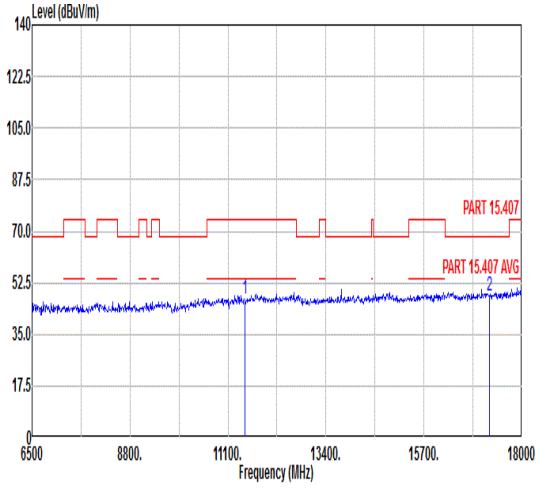 Freq Level Limit Line Margin Read Level Ant Factor Cable Loss Preamp Factor APos TPos Remark MHz dBuV/m dBuV/m dB dBuV dB/m dB dB cm deg 1 11490.00 46.80 74.00 -27.20 46.12 38.45 12.87 50.64 --- --- Peak 2 17235.00 48.28 68.30 -20.02 42.58 42.83 15.72 52.85 --- --- Peak

Mode	32	
	Harmonic	
	U-NII-3_5.725-5.85_802.11n HT20_CH157_Full_5785MHz	
ANT	4	
Pol.	Horizontal	Vertical
Peak Avg	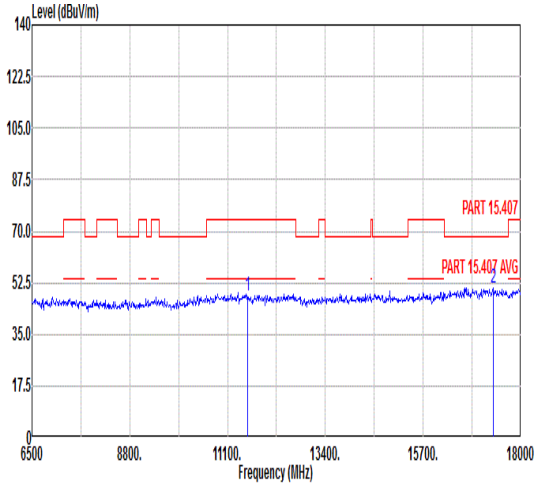 Freq Level Limit Line Margin Read Level Ant Factor Cable Loss Preamp Factor APos TPos Remark MHz dBuV/m dBuV/m dB dBuV dB/m dB dB cm deg 1 11570.00 47.95 74.00 -26.05 47.26 38.47 12.93 50.71 --- --- Peak 2 17355.00 50.50 68.30 -17.80 44.59 42.97 15.81 52.87 --- --- Peak	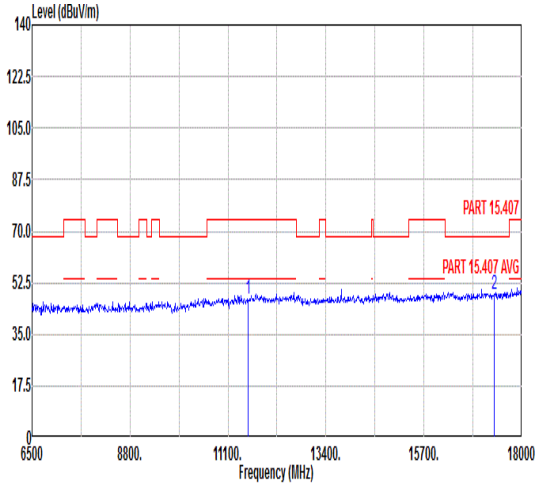 Freq Level Limit Line Margin Read Level Ant Factor Cable Loss Preamp Factor APos TPos Remark MHz dBuV/m dBuV/m dB dBuV dB/m dB dB cm deg 1 11570.00 46.88 74.00 -27.12 46.19 38.47 12.93 50.71 --- --- Peak 2 17355.00 48.78 68.30 -19.52 42.87 42.97 15.81 52.87 --- --- Peak

Mode	33	
	Band Edge	
	U-NII-3_5.725-5.85_802.11n HT20_CH165_Full_5825MHz	
ANT	4	
Pol.	Horizontal	Fundamental
Peak	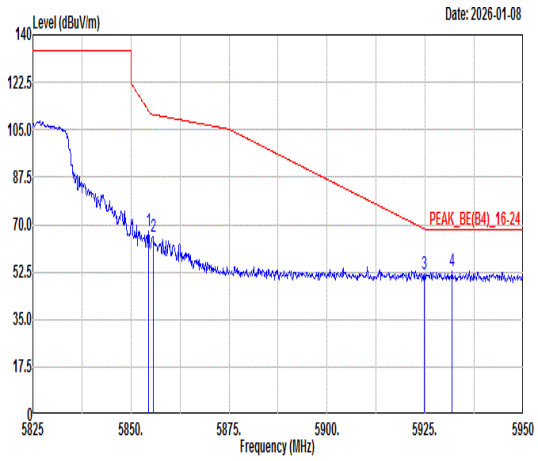 Freq Level Limit Line Margin (dB) Read Level Ant Factor Cable Loss Preamp Factor APos TPos Remark MHz dBuV/m dBuV/m dBuV dB/m dB dB cm deg 1 5854.50 67.44 111.94 -44.50 54.62 36.00 10.29 33.47 100 122 PEAK 2 5855.63 65.63 110.62 -44.99 52.81 36.00 10.29 33.47 100 122 PEAK 3 5924.75 51.65 68.48 -16.83 38.60 36.09 10.44 33.48 100 122 PEAK 4 5931.75 52.95 68.30 -15.35 39.89 36.10 10.45 33.49 100 122 PEAK	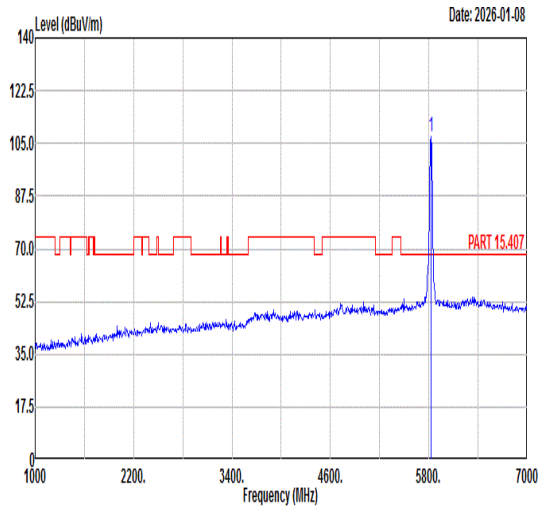 Freq Level Limit Line Margin (dB) Read Level Ant Factor Cable Loss Preamp Factor APos TPos Remark MHz dBuV/m dBuV/m dBuV dB/m dB dB cm deg 1 5825.00 107.44 ------ ------ 94.72 35.95 10.23 33.46 100 122 PEAK
Avg	Blank	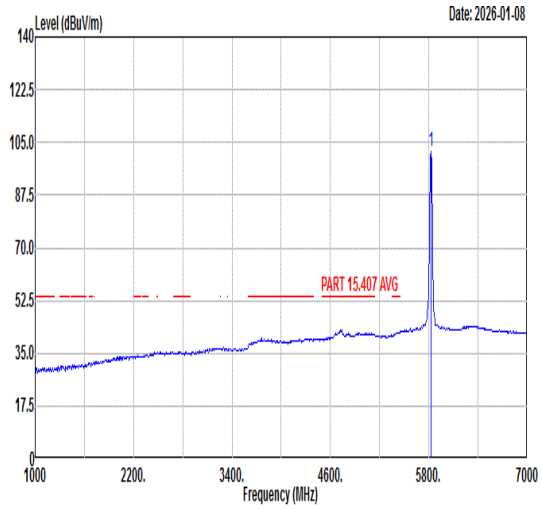 Freq Level Limit Line Margin (dB) Read Level Ant Factor Cable Loss Preamp Factor APos TPos Remark MHz dBuV/m dBuV/m dBuV dB/m dB dB cm deg 1 5825.00 101.80 ------ ------ 89.08 35.95 10.23 33.46 100 122 AVERAGE

Mode	33	
	Band Edge	
	U-NII-3_5.725-5.85_802.11n HT20_CH165_Full_5825MHz	
ANT	4	
Pol.	Vertical	Fundamental
Peak	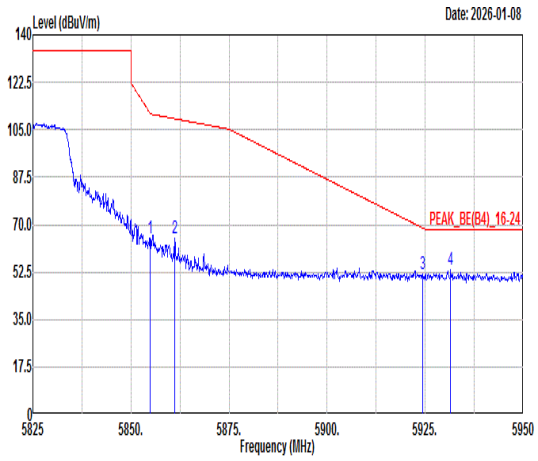 Freq Level Limit Line Margin (dB) Read Level Ant Factor Cable Loss Preamp Factor APos TPos Remark MHz dBuV/m dBuV/m dBuV dB/m dB dB cm deg 1 5854.88 65.17 111.08 -45.91 52.35 36.00 10.29 33.47 100 289 PEAK 2 5861.13 65.05 109.08 -44.03 52.21 36.01 10.30 33.47 100 289 PEAK 3 5924.38 51.86 68.76 -16.90 38.81 36.09 10.44 33.48 100 289 PEAK 4 5931.50 53.14 68.30 -15.16 40.08 36.10 10.45 33.49 100 289 PEAK	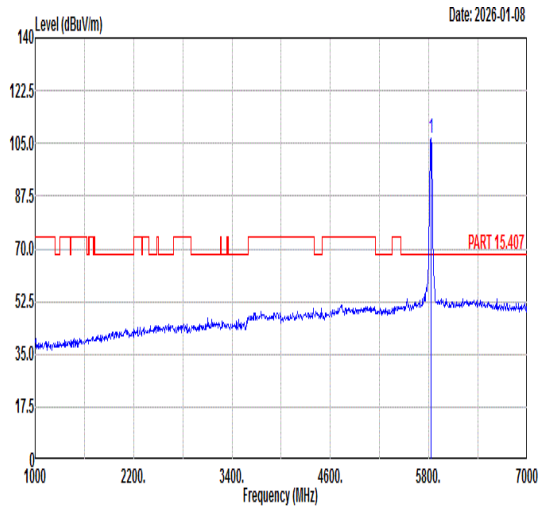 Freq Level Limit Line Margin (dB) Read Level Ant Factor Cable Loss Preamp Factor APos TPos Remark MHz dBuV/m dBuV/m dBuV dB/m dB dB cm deg 1 5825.00 106.97 ------ ------ 94.24 35.96 10.24 33.47 100 289 PEAK
Avg	Blank	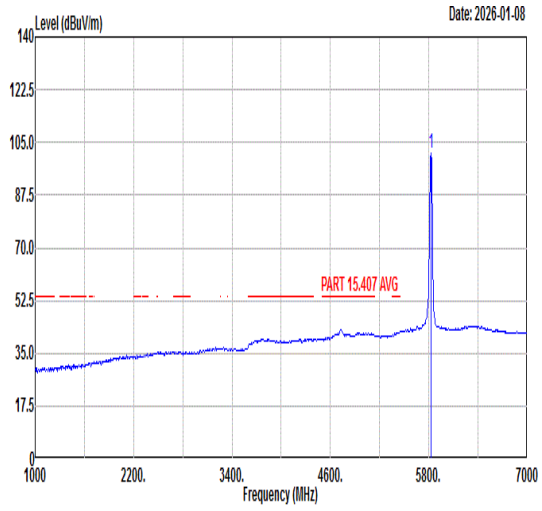 Freq Level Limit Line Margin (dB) Read Level Ant Factor Cable Loss Preamp Factor APos TPos Remark MHz dBuV/m dBuV/m dBuV dB/m dB dB cm deg 1 5825.00 101.67 ------ ------ 88.95 35.95 10.23 33.46 100 289 AVERAGE

Mode	33	
	Harmonic	
	U-NII-3_5.725-5.85_802.11n HT20_CH165_Full_5825MHz	
ANT	4	
Pol.	Horizontal	Vertical
Peak Avg	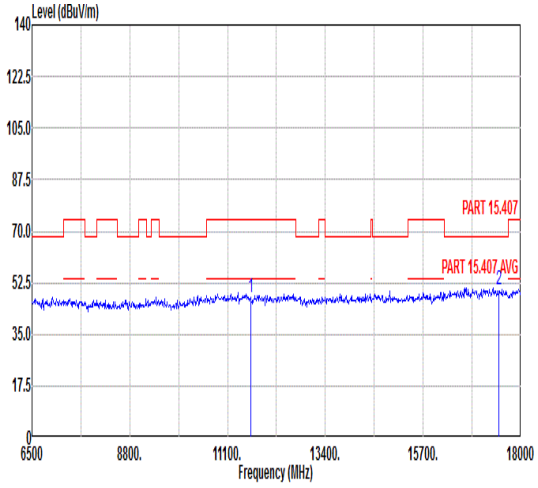 Freq Level Limit Line Margin Read Level Ant Factor Cable Loss Preamp Factor APos TPos Remark MHz dBuV/m dBuV/m dB dBuV dB/m dB dB cm deg 1 11650.00 47.71 74.00 -26.29 47.01 38.49 12.99 50.78 --- --- Peak 2 17475.00 50.16 68.30 -18.14 44.06 43.10 15.90 52.90 --- --- Peak	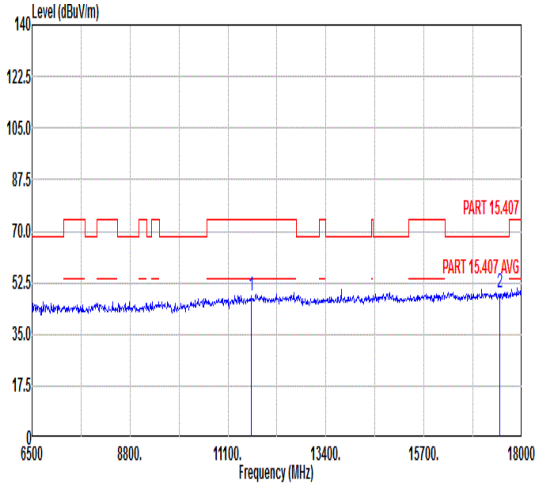 Freq Level Limit Line Margin Read Level Ant Factor Cable Loss Preamp Factor APos TPos Remark MHz dBuV/m dBuV/m dB dBuV dB/m dB dB cm deg 1 11650.00 47.95 74.00 -26.05 47.25 38.49 12.99 50.78 --- --- Peak 2 17475.00 48.91 68.30 -19.39 42.81 43.10 15.90 52.90 --- --- Peak

Mode	34	
	Band Edge - L	
	U-NII-3_5.725-5.85_802.11n HT40_CH151_Full_5755MHz	
ANT	4	
Pol.	Horizontal	Fundamental
Peak	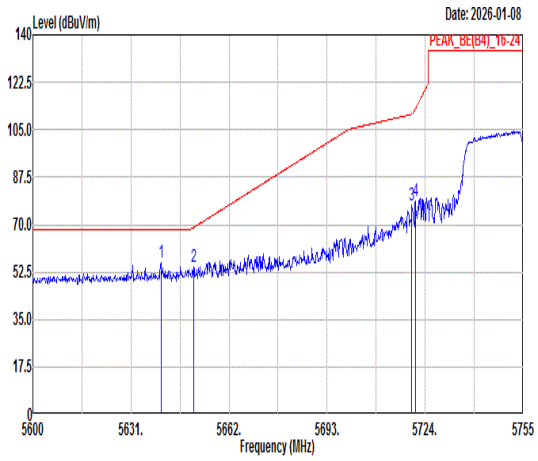 Freq Level Limit Line Margin (dB) Read Level Ant Factor Cable Loss Preamp Factor APos TPos Remark MHz dBuV/m dBuV/m dBuV dB/m dB dB cm deg 1 5640.46 55.80 68.30 -12.50 43.69 35.70 9.84 33.43 100 127 PEAK 2 5650.84 54.49 68.92 -14.43 42.35 35.71 9.86 33.43 100 127 PEAK 3 5719.82 77.23 110.75 -33.52 64.85 35.81 10.01 33.44 100 127 PEAK 4 5720.90 78.73 112.85 -34.12 66.35 35.81 10.01 33.44 100 127 PEAK	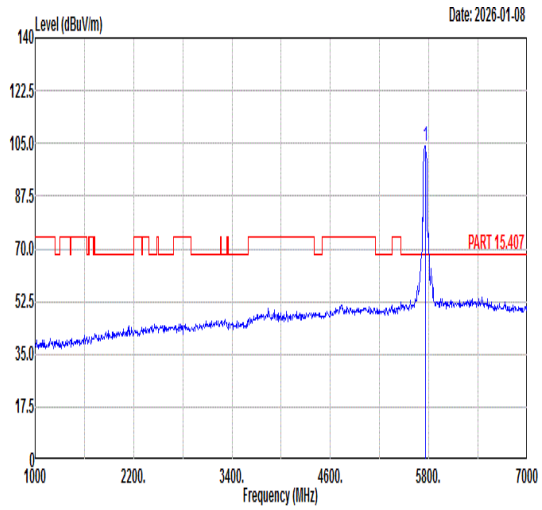 Freq Level Limit Line Margin (dB) Read Level Ant Factor Cable Loss Preamp Factor APos TPos Remark MHz dBuV/m dBuV/m dBuV dB/m dB dB cm deg 1 5755.00 104.11 ------ ------ 91.63 35.85 10.08 33.45 100 127 PEAK
Avg	Blank	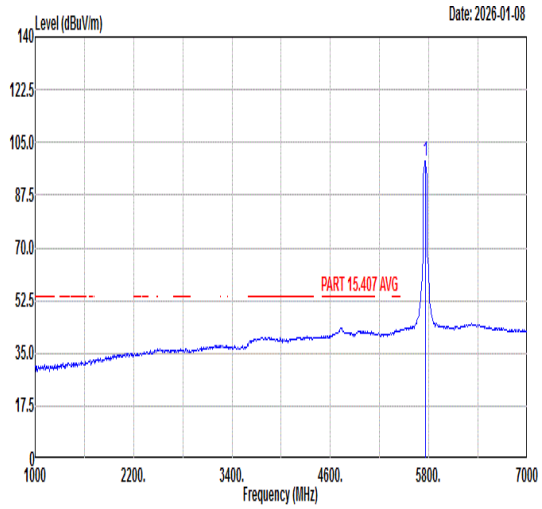 Freq Level Limit Line Margin (dB) Read Level Ant Factor Cable Loss Preamp Factor APos TPos Remark MHz dBuV/m dBuV/m dBuV dB/m dB dB cm deg 1 5755.00 98.80 ------ ------ 86.32 35.85 10.08 33.45 100 127 AVERAGE

Mode	34	
	Band Edge - R	
	U-NII-3_5.725-5.85_802.11n HT40_CH151_Full_5755MHz	
ANT	4	
Pol.	Horizontal	Fundamental
Peak	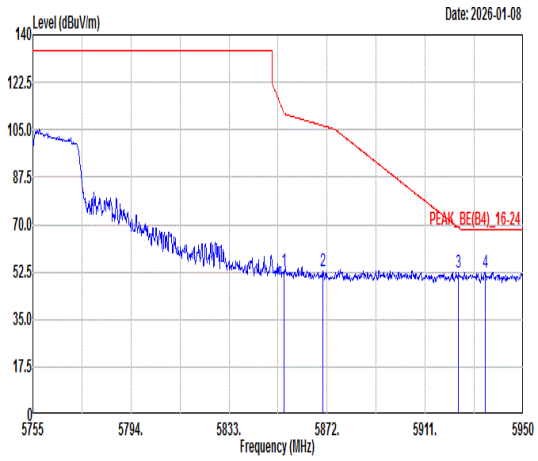 Freq Level Limit Line Margin (dB) Read Level Ant Factor Cable Loss Preamp Factor APos TPos Remark MHz dBuV/m dBuV/m dBuV dB/m dB dB cm deg 1 5854.84 52.70 111.17 -58.47 39.88 36.00 10.29 33.47 100 127 PEAK 2 5870.44 52.61 106.48 -53.87 39.74 36.02 10.32 33.47 100 127 PEAK 3 5924.26 52.13 68.84 -16.71 39.08 36.09 10.44 33.48 100 127 PEAK 4 5934.79 52.48 68.30 -15.82 39.40 36.11 10.46 33.49 100 127 PEAK	Blank

Mode	34
	Band Edge - L
	U-NII-3_5.725-5.85_802.11n HT40_CH151_Full_5755MHz
ANT	4

Pol.	Vertical	Fundamental
Peak	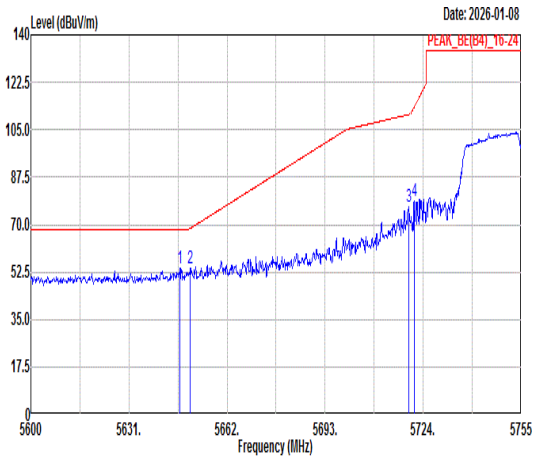 Freq Level Limit Line Margin (dB) Read Level Ant Factor Cable Loss Preamp Factor APos TPos Remark 1 5647.12 53.95 68.30 -14.35 41.82 35.71 9.85 33.43 107 296 PEAK 2 5650.38 54.06 68.58 -14.52 41.92 35.71 9.86 33.43 107 296 PEAK 3 5719.51 76.35 110.66 -34.31 63.97 35.81 10.01 33.44 107 296 PEAK 4 5721.21 78.76 113.56 -34.80 66.38 35.81 10.01 33.44 107 296 PEAK	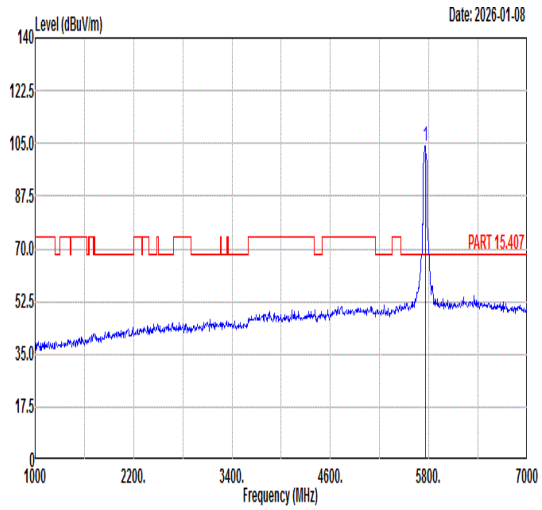 Freq Level Limit Line Margin (dB) Read Level Ant Factor Cable Loss Preamp Factor APos TPos Remark 1 5755.00 104.20 ------ ------ 91.72 35.85 10.08 33.45 107 296 PEAK
Avg	Blank	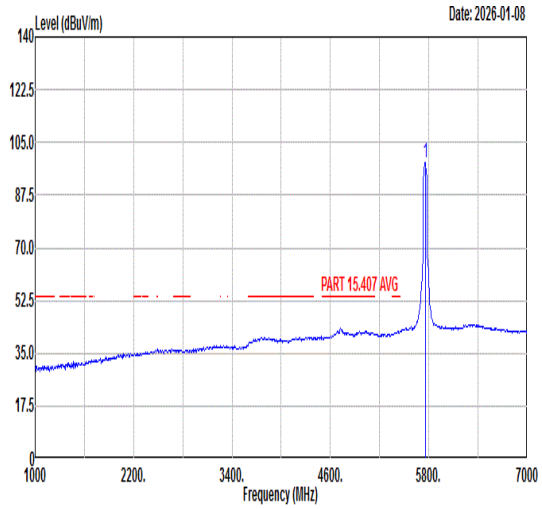 Freq Level Limit Line Margin (dB) Read Level Ant Factor Cable Loss Preamp Factor APos TPos Remark 1 5755.00 98.22 ------ ------ 85.74 35.85 10.08 33.45 107 296 AVERAGE

Mode	34	
	Band Edge - R	
	U-NII-3_5.725-5.85_802.11n HT40_CH151_Full_5755MHz	
ANT	4	
Pol.	Vertical	Fundamental
Peak	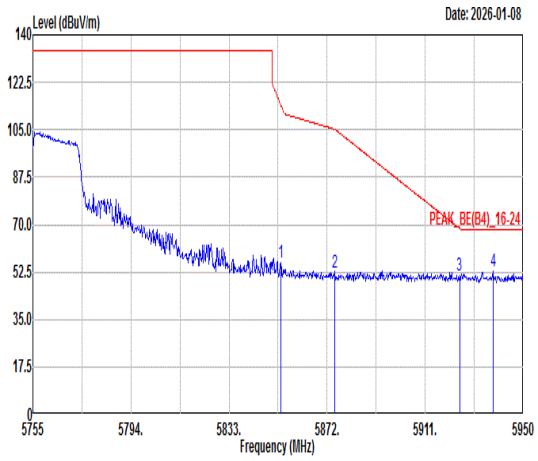 Freq Level Limit Line Margin (dB) Read Level Ant Factor Cable Loss Preamp Factor APos TPos Remark MHz dBuV/m dBuV/m dBuV dB/m dB dB cm deg 1 5853.67 55.93 113.83 -57.90 43.11 36.00 10.29 33.47 107 296 PEAK 2 5874.93 52.53 105.22 -52.69 39.65 36.02 10.33 33.47 107 296 PEAK 3 5924.65 51.23 68.56 -17.33 38.18 36.09 10.44 33.48 107 296 PEAK 4 5937.91 52.79 68.30 -15.51 39.70 36.11 10.47 33.49 107 296 PEAK	Blank

Mode	34	
	Harmonic	
	U-NII-3_5.725-5.85_802.11n HT40_CH151_Full_5755MHz	
ANT	4	
Pol.	Horizontal	Vertical
Peak Avg	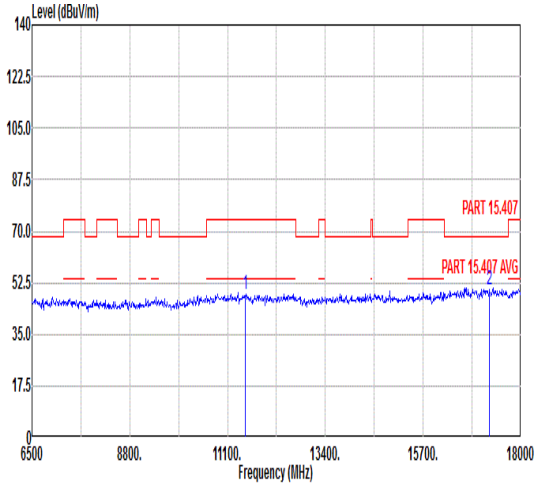 Freq Level Limit Line Margin Read Level Ant Factor Cable Loss Preamp Factor APos TPos Remark MHz dBuV/m dBuV/m dB dBuV dB/m dB dB cm deg 1 11510.00 48.48 74.00 -25.52 47.80 38.45 12.89 50.66 --- --- Peak 2 17265.00 50.31 68.30 -17.99 44.55 42.87 15.74 52.85 --- --- Peak	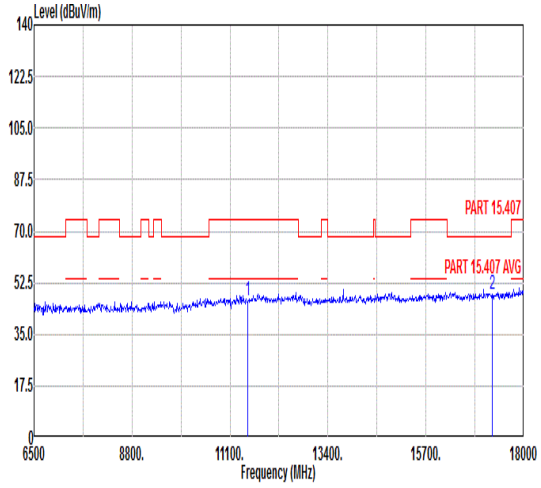 Freq Level Limit Line Margin Read Level Ant Factor Cable Loss Preamp Factor APos TPos Remark MHz dBuV/m dBuV/m dB dBuV dB/m dB dB cm deg 1 11510.00 46.65 74.00 -27.35 45.97 38.45 12.89 50.66 --- --- Peak 2 17265.00 48.49 68.30 -19.81 42.73 42.87 15.74 52.85 --- --- Peak

Mode	35	
	Band Edge - L	
	U-NII-3_5.15-5.25_802.11n HT40_CH159_5795MHz	
ANT	4	
Pol.	Horizontal	Fundamental
Peak	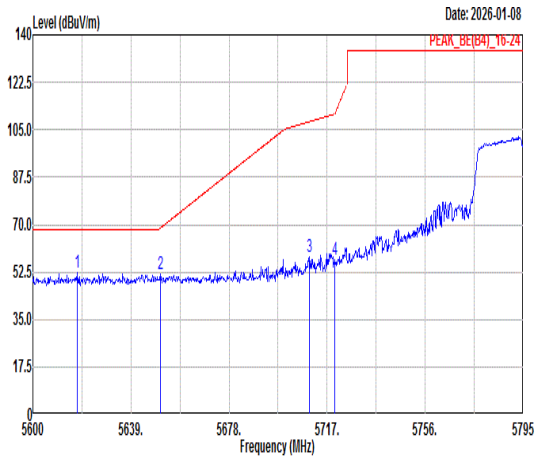 Freq Level Limit Line Margin (dB) Read Level Ant Factor Cable Loss Preamp Factor APos TPos Remark MHz dBuV/m dBuV/m dBuV dB/m dB dB cm deg 1 5617.75 52.28 68.30 -16.02 40.25 35.66 9.79 33.42 100 120 PEAK 2 5650.70 52.03 68.82 -16.79 39.89 35.71 9.86 33.43 100 120 PEAK 3 5709.98 58.00 108.00 -50.00 45.66 35.79 9.99 33.44 100 120 PEAK 4 5720.12 57.20 111.07 -53.87 44.82 35.81 10.01 33.44 100 120 PEAK	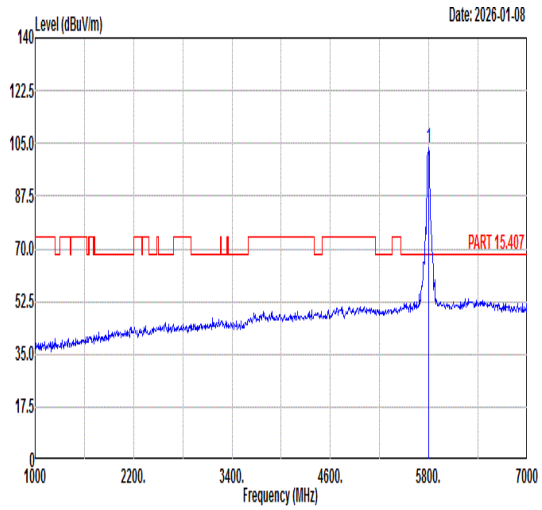 Freq Level Limit Line Margin (dB) Read Level Ant Factor Cable Loss Preamp Factor APos TPos Remark MHz dBuV/m dBuV/m dBuV dB/m dB dB cm deg 1 5795.00 103.30 ------ ------ 90.66 35.92 10.18 33.46 100 120 PEAK
Avg	Blank	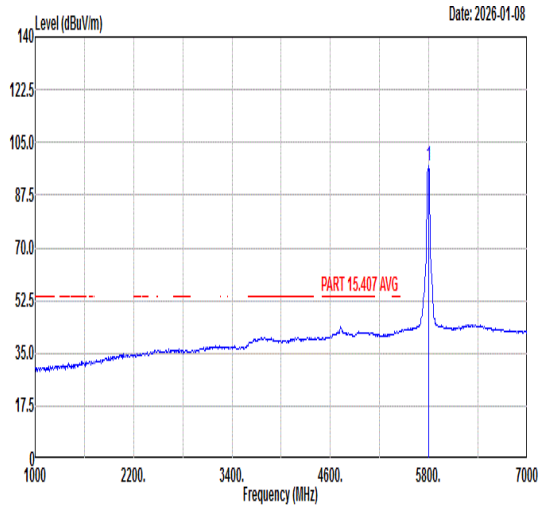 Freq Level Limit Line Margin (dB) Read Level Ant Factor Cable Loss Preamp Factor APos TPos Remark MHz dBuV/m dBuV/m dBuV dB/m dB dB cm deg 1 5795.00 97.17 ------ ------ 84.56 35.91 10.16 33.46 100 120 AVERAGE

Mode	35	
	Band Edge - R	
	U-NII-3_5.15-5.25_802.11n HT40_CH159_5795MHz	
ANT	4	
Pol.	Horizontal	Fundamental
Peak	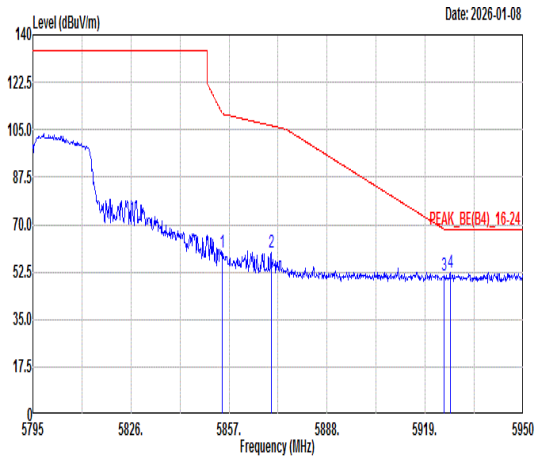 Freq / Level / Limit Line / Margin (dB) / Read Level / Ant Factor / Cable Loss / Preamp Factor / APos / TPos / Remark MHz / dBuV/m / dBuV/m / / dBuV / dB/m / dB / dB / cm / deg 1 5854.83 59.78 111.19 -51.41 46.96 36.00 10.29 33.47 100 120 PEAK 2 5870.33 59.70 106.51 -46.81 46.83 36.02 10.32 33.47 100 120 PEAK 3 5924.89 51.13 68.38 -17.25 38.08 36.09 10.44 33.48 100 120 PEAK 4 5926.91 52.33 68.30 -15.97 39.28 36.10 10.44 33.49 100 120 PEAK	Blank

Mode	35	
	Band Edge - L	
	U-NII-3_5.15-5.25_802.11n HT40_CH159_5795MHz	
ANT	4	
Pol.	Vertical	Fundamental
Peak	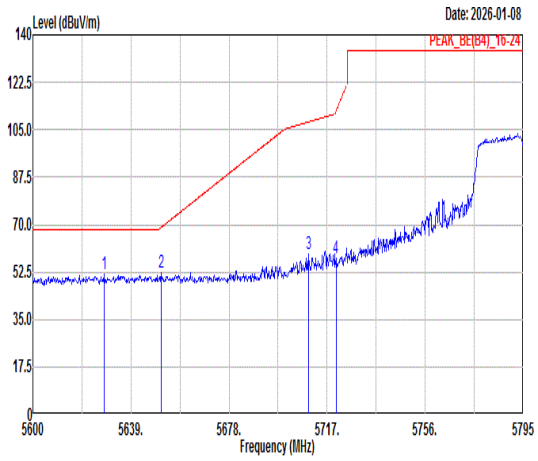 Freq Level Limit Line Margin (dB) Read Level Ant Factor Cable Loss Preamp Factor APos TPos Remark MHz dBuV/m dBuV/m dBuV dB/m dB dB cm deg 1 5628.47 51.60 68.30 -16.70 39.53 35.68 9.82 33.43 107 296 PEAK 2 5650.90 52.10 68.96 -16.86 39.96 35.71 9.86 33.43 107 296 PEAK 3 5709.79 59.22 107.94 -48.72 46.88 35.79 9.99 33.44 107 296 PEAK 4 5720.51 57.32 111.96 -54.64 44.94 35.81 10.01 33.44 107 296 PEAK	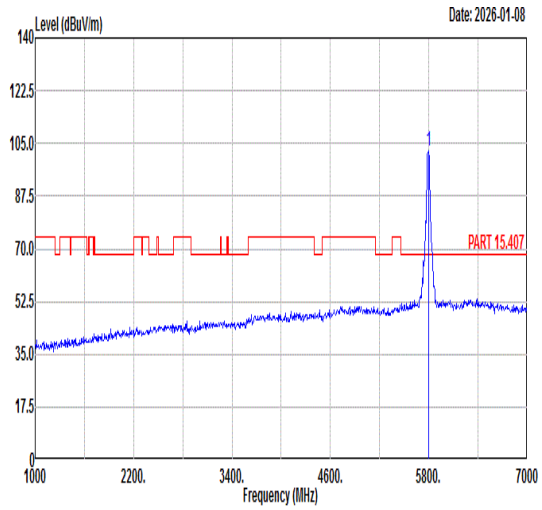 Freq Level Limit Line Margin (dB) Read Level Ant Factor Cable Loss Preamp Factor APos TPos Remark MHz dBuV/m dBuV/m dBuV dB/m dB dB cm deg 1 5795.00 102.68 ------ ------ 90.07 35.91 10.16 33.46 107 296 PEAK
Avg	Blank	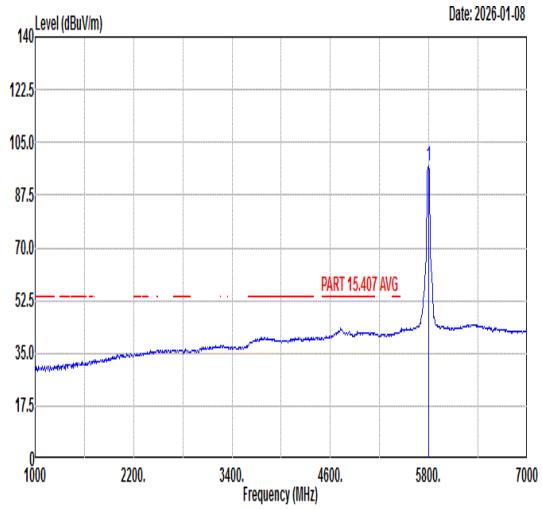 Freq Level Limit Line Margin (dB) Read Level Ant Factor Cable Loss Preamp Factor APos TPos Remark MHz dBuV/m dBuV/m dBuV dB/m dB dB cm deg 1 5795.00 97.02 ------ ------ 84.38 35.92 10.18 33.46 107 296 AVERAGE

Mode	35	
	Band Edge - R	
	U-NII-3_5.15-5.25_802.11n HT40_CH159_5795MHz	
ANT	4	
Pol.	Vertical	Fundamental
Peak	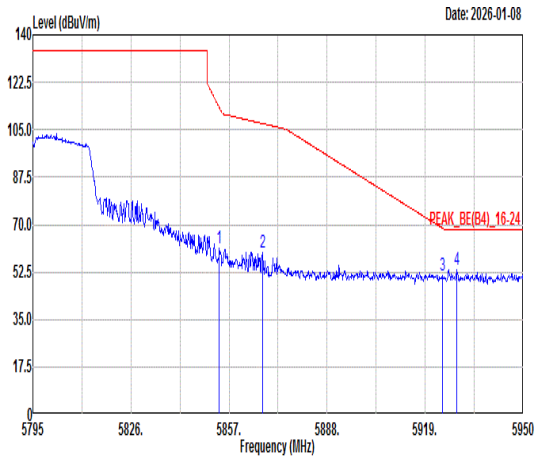 Freq Level Limit Line Margin (dB) Read Level Ant Factor Cable Loss Preamp Factor APos TPos Remark MHz dBuV/m dBuV/m dBuV dB/m dB dB cm deg 1 5853.90 61.31 113.31 -52.00 48.49 36.00 10.29 33.47 107 296 PEAK 2 5867.70 59.95 107.24 -47.29 47.09 36.01 10.32 33.47 107 296 PEAK 3 5924.43 51.02 68.72 -17.70 37.97 36.09 10.44 33.48 107 296 PEAK 4 5928.92 53.37 68.30 -14.93 40.31 36.10 10.45 33.49 107 296 PEAK	Blank

Mode	35	
	Harmonic	
	U-NII-3_5.15-5.25_802.11n HT40_CH159_5795MHz	
ANT	4	
Pol.	Horizontal	Vertical
Peak Avg	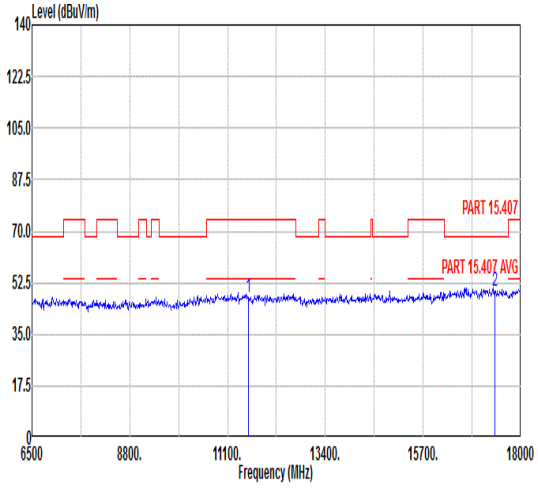 Freq Level Limit Line Margin Read Level Ant Factor Cable Loss Preamp Factor APos TPos Remark MHz dBuV/m dBuV/m dB dBuV dB/m dB dB cm deg 1 11590.00 47.46 74.00 -26.54 46.76 38.48 12.95 50.73 --- --- Peak 2 17385.00 49.71 68.30 -18.59 43.76 43.00 15.83 52.88 --- --- Peak	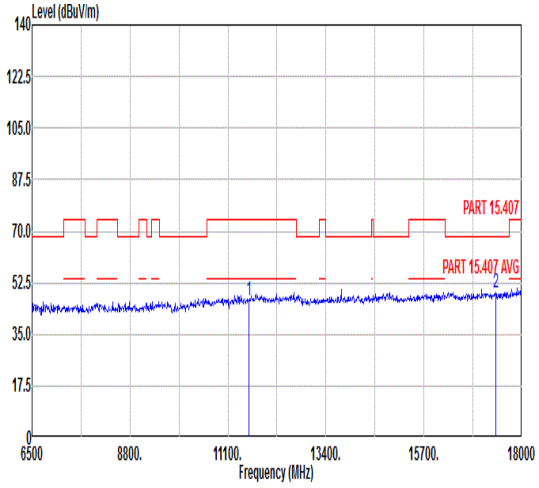 Freq Level Limit Line Margin Read Level Ant Factor Cable Loss Preamp Factor APos TPos Remark MHz dBuV/m dBuV/m dB dBuV dB/m dB dB cm deg 1 11590.00 46.41 74.00 -27.59 45.71 38.48 12.95 50.73 --- --- Peak 2 17385.00 48.94 68.30 -19.36 42.99 43.00 15.83 52.88 --- --- Peak

Mode	36	
	Band Edge - L	
	U-NII-3_5.25-5.35_802.11ac VHT80_CH155_5775MHz	
ANT	4	
Pol.	Horizontal	Fundamental
Peak	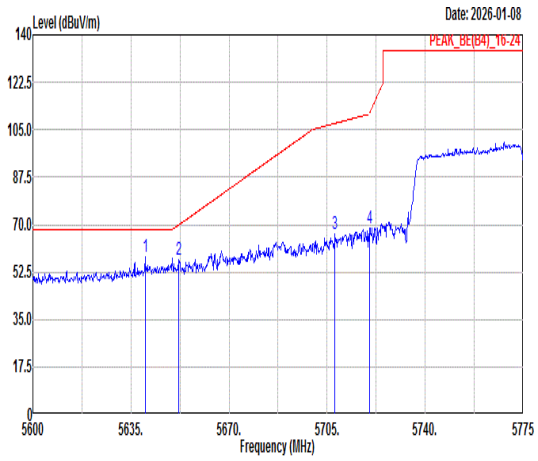 Freq Level Limit Line Margin (dB) Read Level Ant Factor Cable Loss Preamp Factor APos TPos Remark MHz dBuV/m dBuV/m dBuV dB/m dB dB cm deg 1 5640.08 58.18 68.30 -10.12 46.07 35.70 9.84 33.43 100 120 PEAK 2 5651.98 57.32 69.76 -12.44 45.17 35.71 9.87 33.43 100 120 PEAK 3 5707.80 66.33 107.39 -41.06 54.00 35.79 9.98 33.44 100 120 PEAK 4 5720.05 68.88 110.91 -42.03 56.50 35.81 10.01 33.44 100 120 PEAK	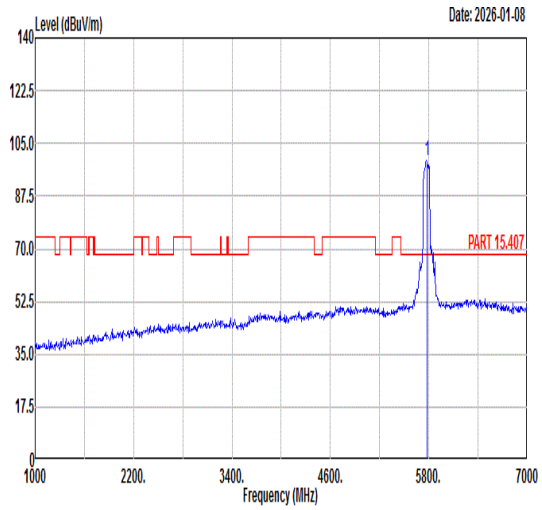 Freq Level Limit Line Margin (dB) Read Level Ant Factor Cable Loss Preamp Factor APos TPos Remark MHz dBuV/m dBuV/m dBuV dB/m dB dB cm deg 1 5775.00 99.36 ------ ------ 86.82 35.88 10.11 33.45 100 120 PEAK
Avg	Blank	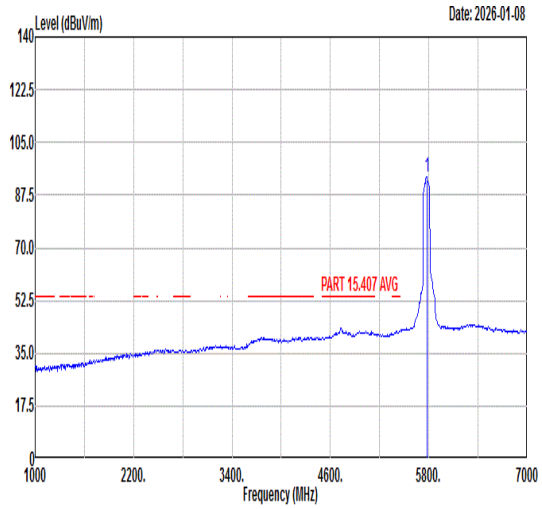 Freq Level Limit Line Margin (dB) Read Level Ant Factor Cable Loss Preamp Factor APos TPos Remark MHz dBuV/m dBuV/m dBuV dB/m dB dB cm deg 1 5775.00 93.44 ------ ------ 80.90 35.88 10.11 33.45 100 120 AVERAGE

Mode	36	
	Band Edge - R	
	U-NII-3_5.25-5.35_802.11ac VHT80_CH155_5775MHz	
ANT	4	
Pol.	Horizontal	Fundamental
Peak	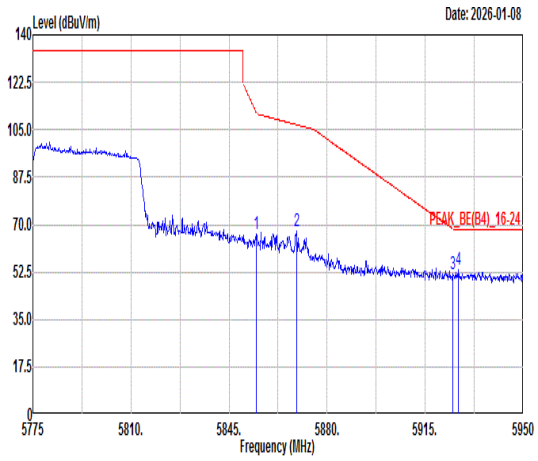 Freq Level Limit Line Margin (dB) Read Level Ant Factor Cable Loss Preamp Factor APos TPos Remark MHz dBuV/m dBuV/m dBuV dB/m dB dB cm deg 1 5854.80 66.47 111.26 -44.79 53.65 36.00 10.29 33.47 100 120 PEAK 2 5869.15 67.86 106.84 -38.98 54.99 36.02 10.32 33.47 100 120 PEAK 3 5924.98 51.81 68.32 -16.51 38.77 36.09 10.44 33.49 100 120 PEAK 4 5926.90 53.26 68.30 -15.04 40.21 36.10 10.44 33.49 100 120 PEAK	Blank

Mode	36	
	Band Edge - L	
	U-NII-3_5.25-5.35_802.11ac VHT80_CH155_5775MHz	
ANT	4	
Pol.	Vertical	Fundamental
Peak	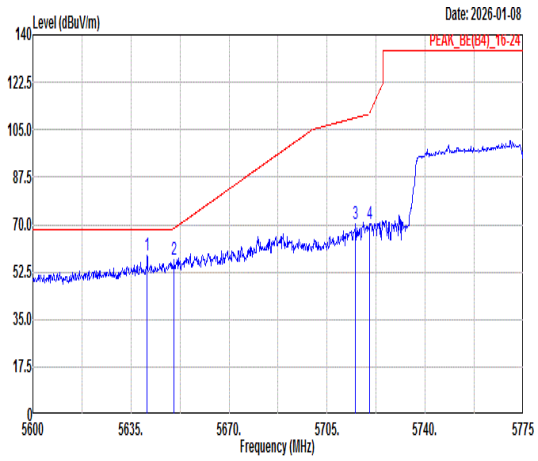 Freq Level Limit Line Margin (dB) Read Level Ant Factor Cable Loss Preamp Factor APos TPos Remark MHz dBuV/m dBuV/m dBuV dB/m dB dB cm deg 1 5640.78 58.46 68.30 -9.84 46.35 35.70 9.84 33.43 100 288 PEAK 2 5650.40 57.14 68.60 -11.46 45.00 35.71 9.86 33.43 100 288 PEAK 3 5715.15 70.37 109.44 -39.07 58.01 35.80 10.00 33.44 100 288 PEAK 4 5720.23 70.34 111.31 -40.97 57.96 35.81 10.01 33.44 100 288 PEAK	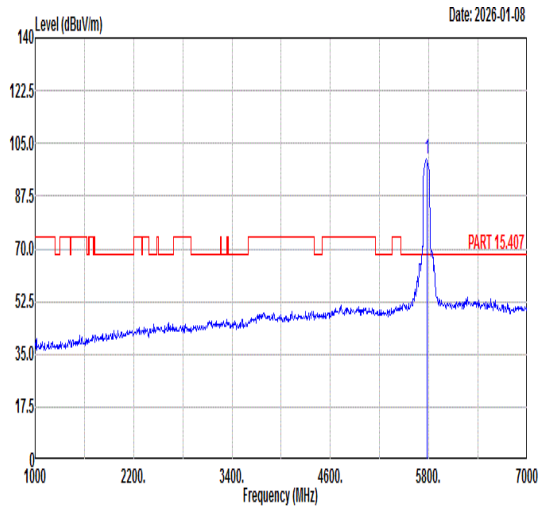 Freq Level Limit Line Margin (dB) Read Level Ant Factor Cable Loss Preamp Factor APos TPos Remark MHz dBuV/m dBuV/m dBuV dB/m dB dB cm deg 1 5775.00 99.60 ------ ------ 87.06 35.88 10.11 33.45 100 288 PEAK
Avg	Blank	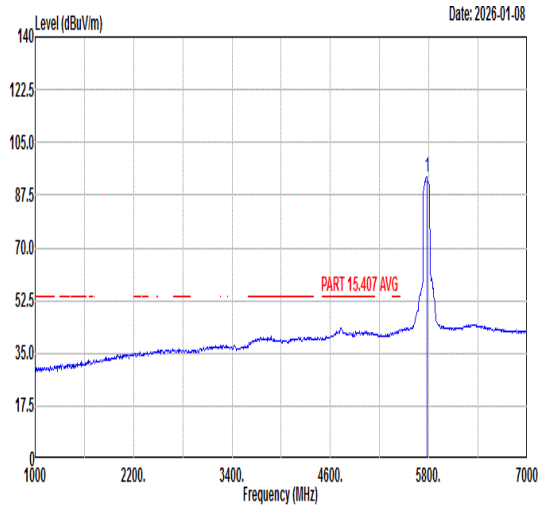 Freq Level Limit Line Margin (dB) Read Level Ant Factor Cable Loss Preamp Factor APos TPos Remark MHz dBuV/m dBuV/m dBuV dB/m dB dB cm deg 1 5775.00 93.56 ------ ------ 81.02 35.88 10.11 33.45 100 288 AVERAGE

Mode	36	
	Band Edge - R	
	U-NII-3_5.25-5.35_802.11ac VHT80_CH155_5775MHz	
ANT	4	
Pol.	Vertical	Fundamental
Peak	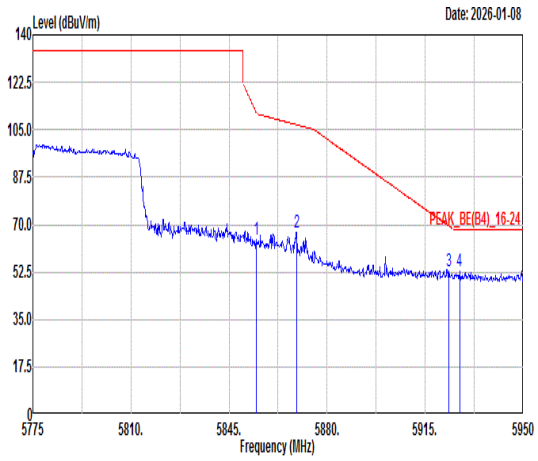 Freq Level Limit Line Margin (dB) Read Level Ant Factor Cable Loss Preamp Factor APos TPos Remark MHz dBuV/m dBuV/m dBuV dB/m dB dB cm deg 1 5854.80 64.53 111.26 -46.73 51.71 36.00 10.29 33.47 100 288 PEAK 2 5869.15 67.13 106.84 -39.71 54.26 36.02 10.32 33.47 100 288 PEAK 3 5923.40 52.95 69.48 -16.53 39.90 36.09 10.44 33.48 100 288 PEAK 4 5927.25 52.72 68.30 -15.58 39.67 36.10 10.44 33.49 100 288 PEAK	Blank

Mode	36	
	Harmonic	
	U-NII-3_5.25-5.35_802.11ac VHT80_CH155_5775MHz	
ANT	4	
Pol.	Horizontal	Vertical
Peak Avg	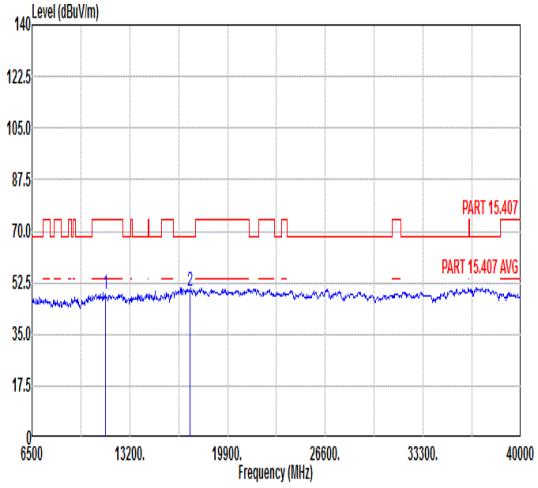 Freq Level Limit Line Margin Read Level Ant Factor Cable Loss Preamp Factor APos TPos Remark MHz dBuV/m dBuV/m dB dBuV dB/m dB dB cm deg 1 11550.00 48.42 74.00 -25.58 47.72 38.47 12.92 50.69 --- --- Peak 2 17325.00 49.44 68.30 -18.86 43.57 42.94 15.79 52.86 --- --- Peak	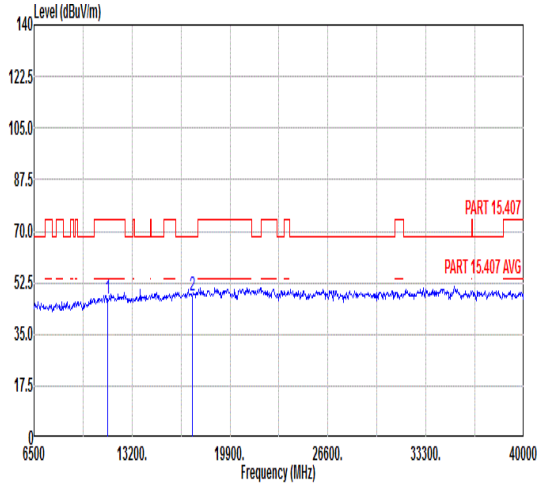 Freq Level Limit Line Margin Read Level Ant Factor Cable Loss Preamp Factor APos TPos Remark MHz dBuV/m dBuV/m dB dBuV dB/m dB dB cm deg 1 11550.00 46.88 74.00 -27.12 46.18 38.47 12.92 50.69 --- --- Peak 2 17325.00 48.34 68.30 -19.96 42.47 42.94 15.79 52.86 --- --- Peak

Mode	37	
	LF	
	U-NII-1_5.15-5.25_ LF	
ANT	4	
Pol.	Horizontal	Vertical
QP/ Peak	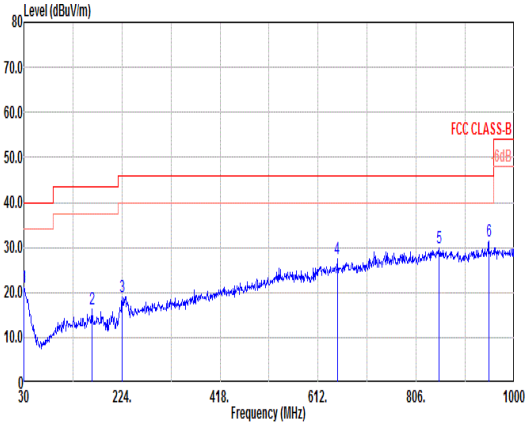	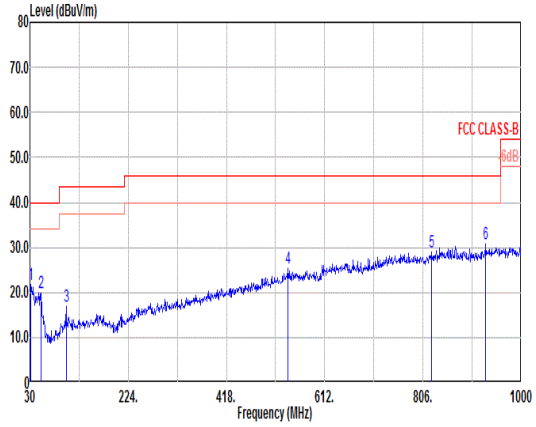

	Freq	Level	Limit Line	Margin	Read Level	Ant Factor	Cable Loss	Preamp Factor	APos	TPos	Remark
	MHz	dBuV/m	dBuV/m	dB	dBuV	dB/m	dB	dB	cm	deg	
1	30.00	21.19	40.00	-18.81	26.87	25.29	0.53	31.50	---	---	Peak
2	164.83	16.17	43.50	-27.33	30.29	16.14	1.31	31.57	---	---	Peak
3	224.97	19.14	46.00	-26.86	33.16	15.94	1.54	31.50	---	---	Peak
4	649.83	27.52	46.00	-18.48	29.33	26.74	2.65	31.20	---	---	Peak
5	850.62	30.03	46.00	-15.97	29.06	28.97	3.05	31.05	---	---	Peak
6	949.56	31.41	46.00	-14.59	27.64	31.39	3.23	30.85	---	---	Peak

	Freq	Level	Limit Line	Margin	Read Level	Ant Factor	Cable Loss	Preamp Factor	APos	TPos	Remark
	MHz	dBuV/m	dBuV/m	dB	dBuV	dB/m	dB	dB	cm	deg	
1	31.94	21.88	40.00	-18.12	28.66	24.25	0.55	31.58	---	---	Peak
2	51.34	19.85	40.00	-20.15	36.91	13.92	0.72	31.70	---	---	Peak
3	101.78	17.05	43.50	-26.45	31.34	16.38	1.03	31.70	---	---	Peak
4	539.25	25.25	46.00	-20.75	29.33	24.79	2.43	31.30	---	---	Peak
5	822.49	29.06	46.00	-16.94	28.53	28.62	2.99	31.08	---	---	Peak
6	930.16	30.89	46.00	-15.11	28.15	30.45	3.20	30.91	---	---	Peak

Mode	38	
	LF	
	U-NII-3_5.725-5.85_ LF	
ANT	4	
Pol.	Horizontal	Vertical
QP/ Peak	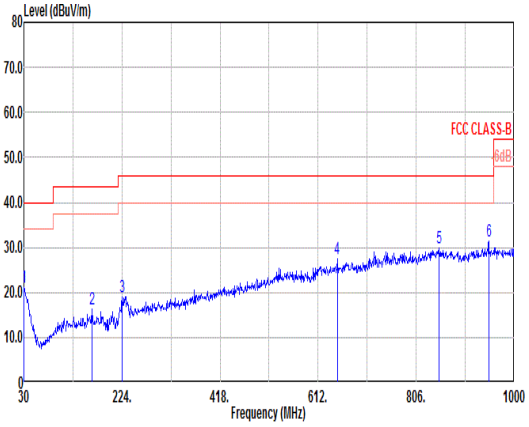	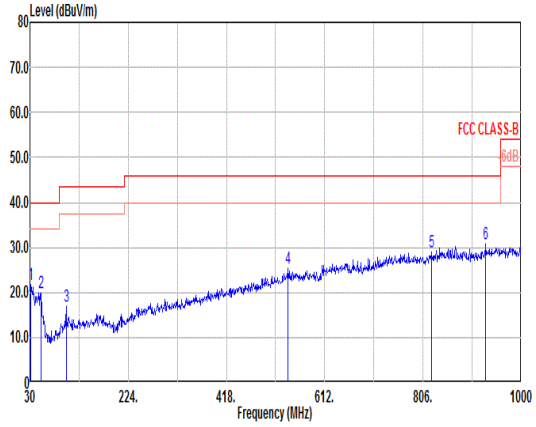

	Freq	Level	Limit Line	Margin	Read Level	Ant Factor	Cable Loss	Preamp Factor	APos	TPos	Remark
	MHz	dBuV/m	dBuV/m	dB	dBuV	dB/m	dB	dB	cm	deg	
1	30.00	21.19	40.00	-18.81	26.87	25.29	0.53	31.50	---	---	Peak
2	164.83	16.17	43.50	-27.33	30.29	16.14	1.31	31.57	---	---	Peak
3	224.97	19.14	46.00	-26.86	33.16	15.94	1.54	31.50	---	---	Peak
4	649.83	27.52	46.00	-18.48	29.33	26.74	2.65	31.20	---	---	Peak
5	850.62	30.03	46.00	-15.97	29.06	28.97	3.05	31.05	---	---	Peak
6	949.56	31.41	46.00	-14.59	27.64	31.39	3.23	30.85	---	---	Peak

	Freq	Level	Limit Line	Margin	Read Level	Ant Factor	Cable Loss	Preamp Factor	APos	TPos	Remark
	MHz	dBuV/m	dBuV/m	dB	dBuV	dB/m	dB	dB	cm	deg	
1	31.94	21.88	40.00	-18.12	28.66	24.25	0.55	31.58	---	---	Peak
2	51.34	19.85	40.00	-20.15	36.91	13.92	0.72	31.70	---	---	Peak
3	101.78	17.05	43.50	-26.45	31.34	16.38	1.03	31.70	---	---	Peak
4	539.25	25.25	46.00	-20.75	29.33	24.79	2.43	31.30	---	---	Peak
5	822.49	29.06	46.00	-16.94	28.53	28.62	2.99	31.08	---	---	Peak
6	930.16	30.89	46.00	-15.11	28.15	30.45	3.20	30.91	---	---	Peak

Appendix D. Duty Cycle Plots

Band	Duty Cycle(%)	T(ms)	1/T(kHz)	VBW Setting
802.11a	97.48	1.402	0.7135	1KHz
802.11n HT20	97.30	1.307	0.765	1KHz
802.11n HT40	94.92	0.649	1.540	3KHz
802.11ac VHT80	90.32	0.325	3.080	10KHZ

802.11a

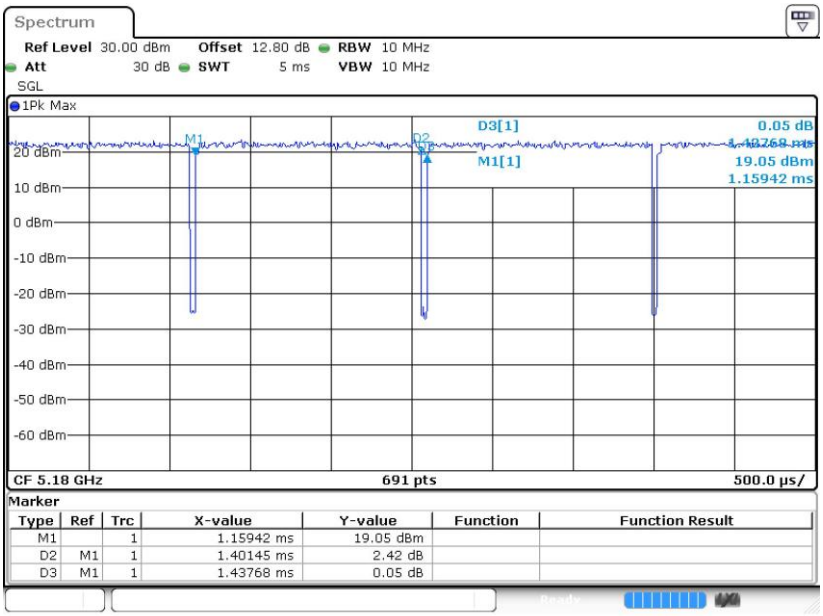

802.11n HT20

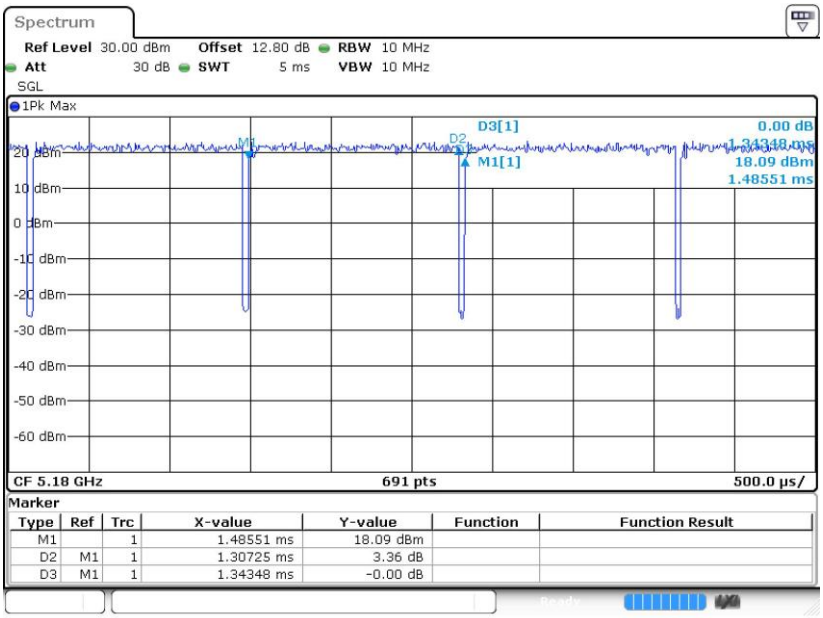

802.11n HT40

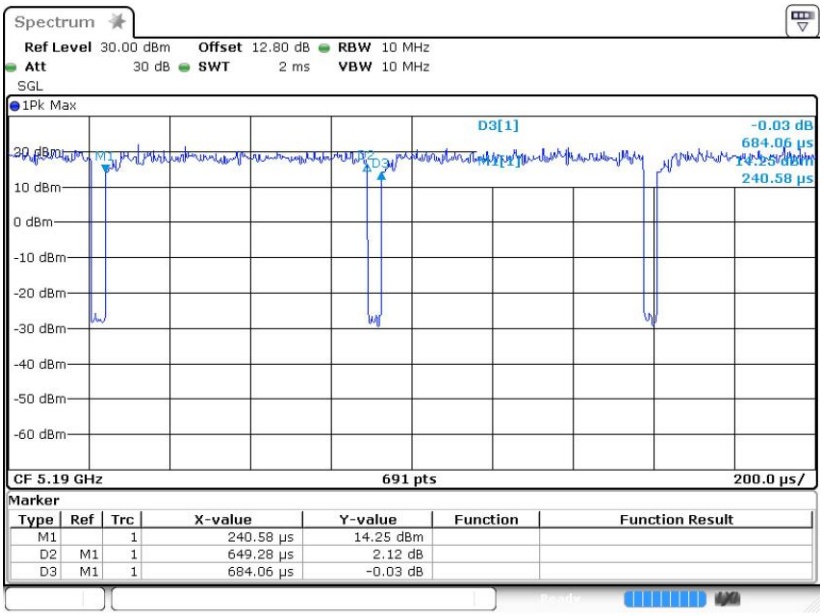
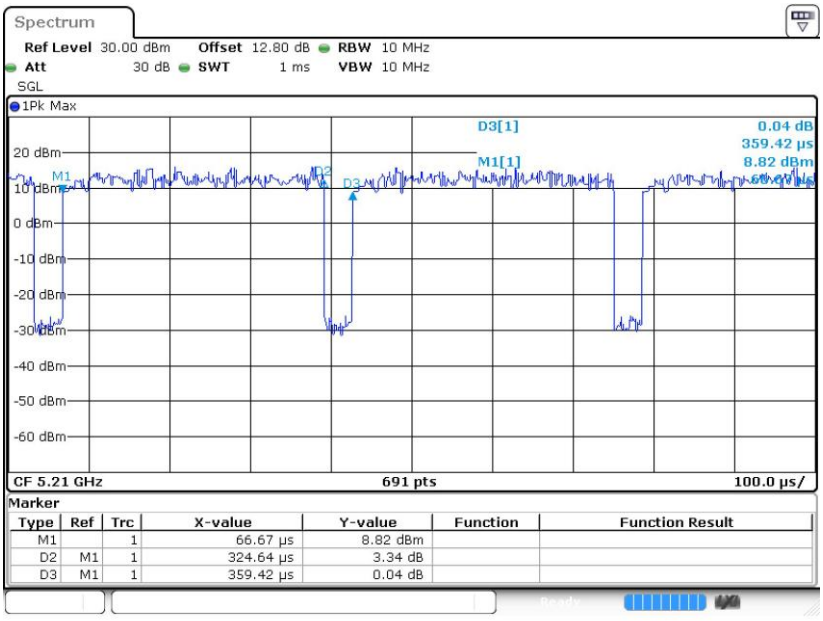
802.11ac VHT80