1. Effective (Isotropic) Radiated Power Output Data

1.1 Test Result

1.1.1 Band2_EIRP

Band: 2								
ENV	Mode		Frequency (MHz)	Conducted Power (dBm)	Gain (dBi)	EIRP (dBm)		Verdict
	Network	Subset				Result	Limit	
NTNV	RMC	12.2kbps RMC	1852.4	23.84	-1.60	22.24	<=33.01	Pass
			1880	23.78	-1.60	22.18	<=33.01	Pass
			1907.6	24.00	-1.60	22.40	<=33.01	Pass
	HSDPA	Subtest 1	1852.4	21.84	-1.60	20.24	<=33.01	Pass
		Subtest 2	1852.4	21.83	-1.60	20.23	<=33.01	Pass
		Subtest 3	1852.4	21.83	-1.60	20.23	<=33.01	Pass
		Subtest 4	1852.4	21.80	-1.60	20.20	<=33.01	Pass
		Subtest 1	1880	21.91	-1.60	20.31	<=33.01	Pass
		Subtest 2	1880	21.88	-1.60	20.28	<=33.01	Pass
		Subtest 3	1880	21.86	-1.60	20.26	<=33.01	Pass
		Subtest 4	1880	21.87	-1.60	20.27	<=33.01	Pass
		Subtest 1	1907.6	22.03	-1.60	20.43	<=33.01	Pass
		Subtest 2	1907.6	22.03	-1.60	20.43	<=33.01	Pass
		Subtest 3	1907.6	22.10	-1.60	20.50	<=33.01	Pass
		Subtest 4	1907.6	22.04	-1.60	20.44	<=33.01	Pass
	HSUPA	Subtest 1	1852.4	19.59	-1.60	17.99	<=33.01	Pass
		Subtest 2	1852.4	19.55	-1.60	17.95	<=33.01	Pass
		Subtest 3	1852.4	19.11	-1.60	17.51	<=33.01	Pass
		Subtest 4	1852.4	19.49	-1.60	17.89	<=33.01	Pass
		Subtest 5	1852.4	19.05	-1.60	17.45	<=33.01	Pass
		Subtest 1	1880	19.56	-1.60	17.96	<=33.01	Pass
		Subtest 2	1880	19.53	-1.60	17.93	<=33.01	Pass
		Subtest 3	1880	19.07	-1.60	17.47	<=33.01	Pass
		Subtest 4	1880	19.43	-1.60	17.83	<=33.01	Pass
		Subtest 5	1880	19.63	-1.60	18.03	<=33.01	Pass
		Subtest 1	1907.6	20.00	-1.60	18.40	<=33.01	Pass
		Subtest 2	1907.6	19.83	-1.60	18.23	<=33.01	Pass
		Subtest 3	1907.6	19.33	-1.60	17.73	<=33.01	Pass
		Subtest 4	1907.6	19.73	-1.60	18.13	<=33.01	Pass
		Subtest 5	1907.6	19.96	-1.60	18.36	<=33.01	Pass
Note1: EIRP=Conducted Power+Antenna Gain								

2. Frequency Stability

2.1 Test Result

2.1.1 Band2

Band: 2							
Network	Frequency (MHz)	Temp. (°C)	Voltage (VDC)	Freq. Error (Hz)	Freq. vs. Rated (ppm)		Verdict
					Result	Limit	
RMC	1852.4	20	3.27	-1.380	-0.0007	-2.5 to 2.5	Pass
			3.85	-0.472	-0.0003	-2.5 to 2.5	Pass
			4.43	-0.243	-0.0001	-2.5 to 2.5	Pass
		-30	3.85	0.494	0.0003	-2.5 to 2.5	Pass
		-20	3.85	-0.100	-0.0001	-2.5 to 2.5	Pass

		-10	3.85	0.279	0.0002	-2.5 to 2.5	Pass
		0	3.85	1.752	0.0009	-2.5 to 2.5	Pass
		10	3.85	1.531	0.0008	-2.5 to 2.5	Pass
		30	3.85	1.252	0.0007	-2.5 to 2.5	Pass
		40	3.85	2.124	0.0011	-2.5 to 2.5	Pass
		50	3.85	1.795	0.0010	-2.5 to 2.5	Pass
	1880	20	3.27	1.831	0.0010	-2.5 to 2.5	Pass
			3.85	2.067	0.0011	-2.5 to 2.5	Pass
			4.43	2.468	0.0013	-2.5 to 2.5	Pass
		-30	3.85	1.624	0.0009	-2.5 to 2.5	Pass
		-20	3.85	1.516	0.0008	-2.5 to 2.5	Pass
		-10	3.85	1.910	0.0010	-2.5 to 2.5	Pass
		0	3.85	1.853	0.0010	-2.5 to 2.5	Pass
		10	3.85	2.046	0.0011	-2.5 to 2.5	Pass
		30	3.85	2.782	0.0015	-2.5 to 2.5	Pass
		40	3.85	1.817	0.0010	-2.5 to 2.5	Pass
		50	3.85	3.312	0.0018	-2.5 to 2.5	Pass
	1907.6	20	3.27	2.675	0.0014	-2.5 to 2.5	Pass
			3.85	2.489	0.0013	-2.5 to 2.5	Pass
			4.43	2.496	0.0013	-2.5 to 2.5	Pass
		-30	3.85	2.439	0.0013	-2.5 to 2.5	Pass
		-20	3.85	2.432	0.0013	-2.5 to 2.5	Pass
		-10	3.85	2.017	0.0011	-2.5 to 2.5	Pass
		0	3.85	3.290	0.0017	-2.5 to 2.5	Pass
		10	3.85	2.639	0.0014	-2.5 to 2.5	Pass
		30	3.85	2.425	0.0013	-2.5 to 2.5	Pass
		40	3.85	2.060	0.0011	-2.5 to 2.5	Pass
		50	3.85	2.332	0.0012	-2.5 to 2.5	Pass
HSDPA	1852.4	20	3.27	-2.296	-0.0012	-2.5 to 2.5	Pass
			3.85	-1.459	-0.0008	-2.5 to 2.5	Pass
			4.43	-2.239	-0.0012	-2.5 to 2.5	Pass
		-30	3.85	-2.117	-0.0011	-2.5 to 2.5	Pass
		-20	3.85	-2.489	-0.0013	-2.5 to 2.5	Pass
		-10	3.85	-2.832	-0.0015	-2.5 to 2.5	Pass
		0	3.85	-3.033	-0.0016	-2.5 to 2.5	Pass
		10	3.85	-1.581	-0.0009	-2.5 to 2.5	Pass
		30	3.85	-3.262	-0.0018	-2.5 to 2.5	Pass
		40	3.85	-2.754	-0.0015	-2.5 to 2.5	Pass
		50	3.85	-2.317	-0.0013	-2.5 to 2.5	Pass
	1880	20	3.27	-2.789	-0.0015	-2.5 to 2.5	Pass
			3.85	-2.396	-0.0013	-2.5 to 2.5	Pass
			4.43	-2.596	-0.0014	-2.5 to 2.5	Pass
		-30	3.85	-1.817	-0.0010	-2.5 to 2.5	Pass
		-20	3.85	-2.053	-0.0011	-2.5 to 2.5	Pass
		-10	3.85	-2.003	-0.0011	-2.5 to 2.5	Pass
		0	3.85	-2.775	-0.0015	-2.5 to 2.5	Pass
		10	3.85	-2.697	-0.0014	-2.5 to 2.5	Pass
		30	3.85	-2.832	-0.0015	-2.5 to 2.5	Pass
		40	3.85	-2.239	-0.0012	-2.5 to 2.5	Pass
		50	3.85	-2.353	-0.0013	-2.5 to 2.5	Pass
	1907.6	20	3.27	-4.456	-0.0023	-2.5 to 2.5	Pass
			3.85	-4.742	-0.0025	-2.5 to 2.5	Pass
			4.43	-5.472	-0.0029	-2.5 to 2.5	Pass
		-30	3.85	-4.485	-0.0024	-2.5 to 2.5	Pass
		-20	3.85	-4.628	-0.0024	-2.5 to 2.5	Pass
		-10	3.85	-5.364	-0.0028	-2.5 to 2.5	Pass
		0	3.85	-5.007	-0.0026	-2.5 to 2.5	Pass
		10	3.85	-5.007	-0.0026	-2.5 to 2.5	Pass
		30	3.85	-5.479	-0.0029	-2.5 to 2.5	Pass

		40	3.85	-5.586	-0.0029	-2.5 to 2.5	Pass
		50	3.85	-3.419	-0.0018	-2.5 to 2.5	Pass
HSUPA	1852.4	20	3.27	13.011	0.0070	-2.5 to 2.5	Pass
			3.85	11.637	0.0063	-2.5 to 2.5	Pass
			4.43	13.046	0.0070	-2.5 to 2.5	Pass
		-30	3.85	13.318	0.0072	-2.5 to 2.5	Pass
		-20	3.85	20.564	0.0111	-2.5 to 2.5	Pass
		-10	3.85	19.362	0.0105	-2.5 to 2.5	Pass
		0	3.85	19.140	0.0103	-2.5 to 2.5	Pass
		10	3.85	19.870	0.0107	-2.5 to 2.5	Pass
		30	3.85	20.850	0.0113	-2.5 to 2.5	Pass
		40	3.85	20.564	0.0111	-2.5 to 2.5	Pass
		50	3.85	11.780	0.0064	-2.5 to 2.5	Pass
	1880	20	3.27	18.446	0.0098	-2.5 to 2.5	Pass
			3.85	12.052	0.0064	-2.5 to 2.5	Pass
			4.43	13.311	0.0071	-2.5 to 2.5	Pass
		-30	3.85	10.958	0.0058	-2.5 to 2.5	Pass
		-20	3.85	13.955	0.0074	-2.5 to 2.5	Pass
		-10	3.85	9.806	0.0052	-2.5 to 2.5	Pass
		0	3.85	15.192	0.0081	-2.5 to 2.5	Pass
		10	3.85	12.016	0.0064	-2.5 to 2.5	Pass
		30	3.85	12.667	0.0067	-2.5 to 2.5	Pass
		40	3.85	17.667	0.0094	-2.5 to 2.5	Pass
		50	3.85	19.770	0.0105	-2.5 to 2.5	Pass
	1907.6	20	3.27	17.595	0.0092	-2.5 to 2.5	Pass
			3.85	17.760	0.0093	-2.5 to 2.5	Pass
			4.43	12.460	0.0065	-2.5 to 2.5	Pass
		-30	3.85	12.782	0.0067	-2.5 to 2.5	Pass
		-20	3.85	9.992	0.0052	-2.5 to 2.5	Pass
		-10	3.85	16.758	0.0088	-2.5 to 2.5	Pass
		0	3.85	18.010	0.0094	-2.5 to 2.5	Pass
		10	3.85	15.829	0.0083	-2.5 to 2.5	Pass
		30	3.85	21.186	0.0111	-2.5 to 2.5	Pass
		40	3.85	16.937	0.0089	-2.5 to 2.5	Pass
		50	3.85	19.920	0.0104	-2.5 to 2.5	Pass

3. 99% & 26dB Bandwidth

3.1 Test Result

3.1.1 Band2_OBW

Band: 2						
ENV	Mode		Frequency (MHz)	99% Occupied Bandwidth (MHz)		Verdict
	Network	Subset		Result	Limit	
NTNV	RMC	12.2kbps RMC	1852.4	4.173	/	Pass
			1880	4.174	/	Pass
			1907.6	4.162	/	Pass
	HSDPA	Subtest 1	1852.4	4.188	/	Pass
			1880	4.164	/	Pass
			1907.6	4.168	/	Pass
	HSUPA	Subtest 1	1852.4	4.176	/	Pass
			1880	4.184	/	Pass
			1907.6	4.173	/	Pass

3.1.2 Band2_XDB

Band: 2						
ENV	Mode		Frequency (MHz)	26dB Bandwidth (MHz)		Verdict
	Network	Subset		Result	Limit	
NTNV	RMC	12.2kbps RMC	1852.4	4.745	/	Pass
			1880	4.745	/	Pass
			1907.6	4.710	/	Pass
	HSDPA	Subtest 1	1852.4	4.738	/	Pass
			1880	4.744	/	Pass
			1907.6	4.761	/	Pass
	HSUPA	Subtest 1	1852.4	4.734	/	Pass
			1880	4.745	/	Pass
			1907.6	4.732	/	Pass

3.2 Test Graph

3.2.1 Band2_OBW

Band2_RMC_LCH_1852.4MHz_12.2kbps RMC_NTNV

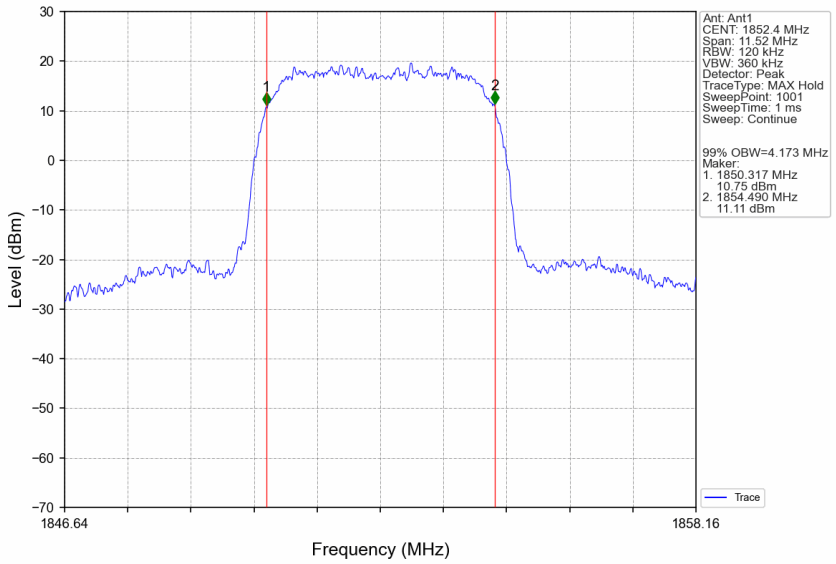

Band2_RMC_MCH_1880MHz_12.2kbps RMC_NTNV

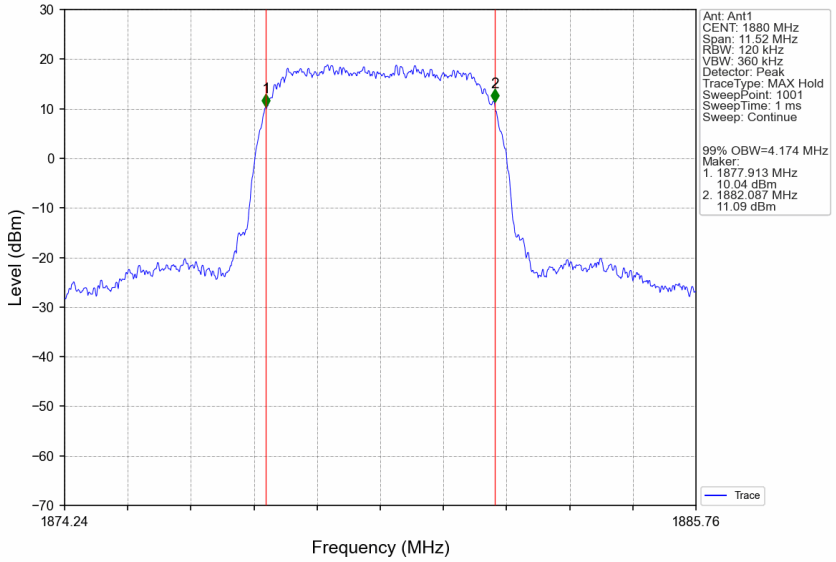

Band2_RMC_HCH_1907.6MHz_12.2kbps RMC_NTNV

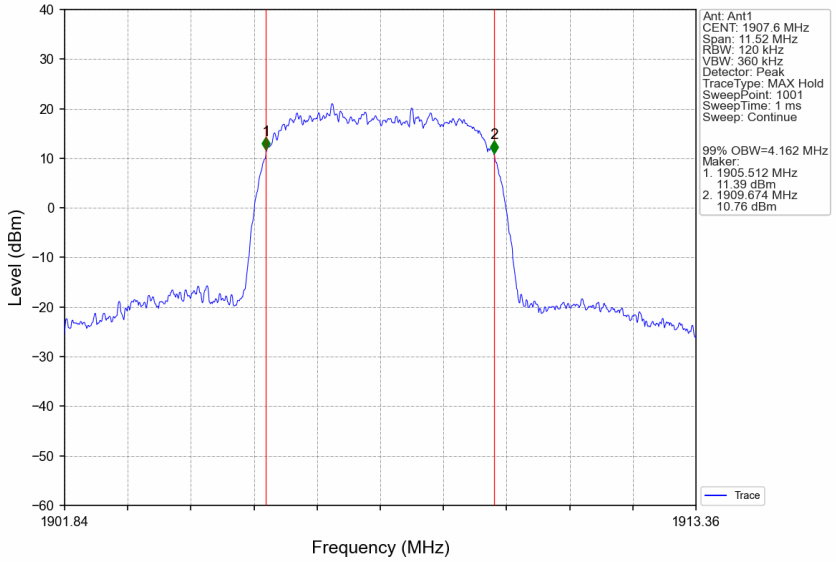

Band2_HSDPA_LCH_1852.4MHz_Subtest 1_NTNV

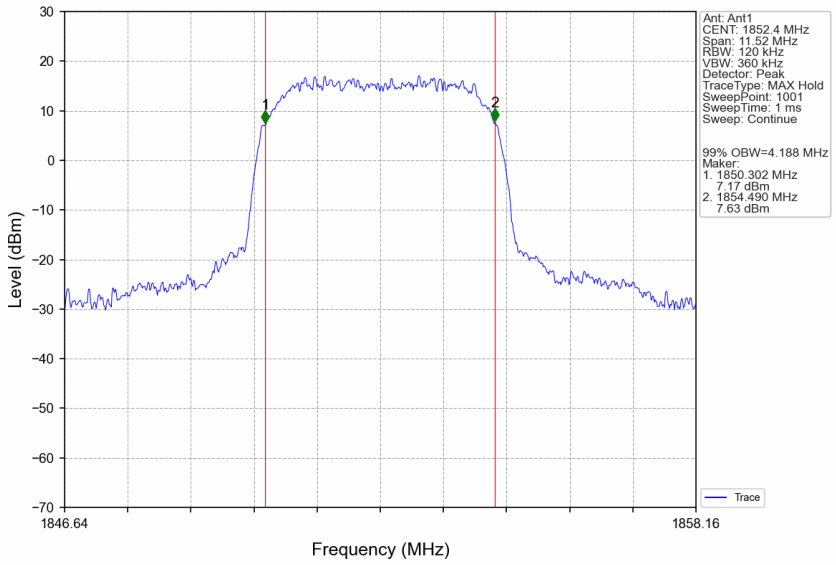

Band2_HSDPA_MCH_1880MHz_Subtest 1_NTNV

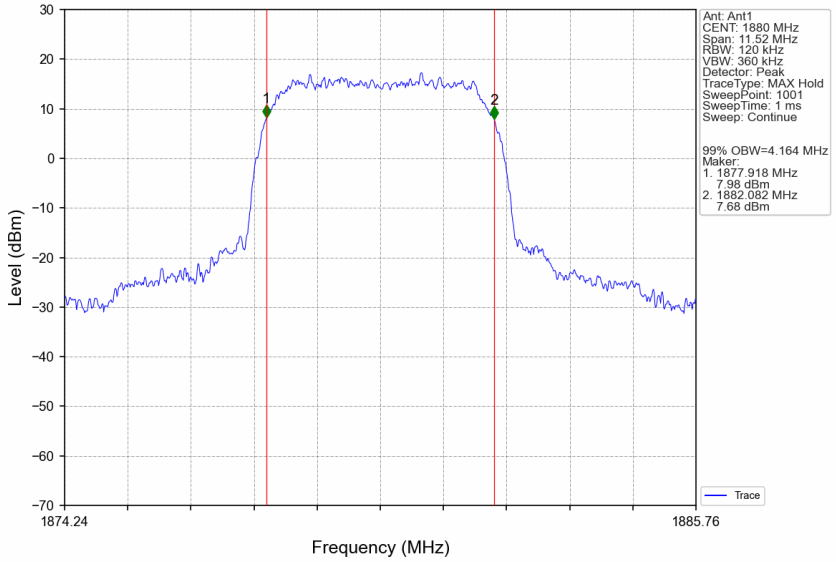

Band2_HSDPA_HCH_1907.6MHz_Subtest 1_NTNV

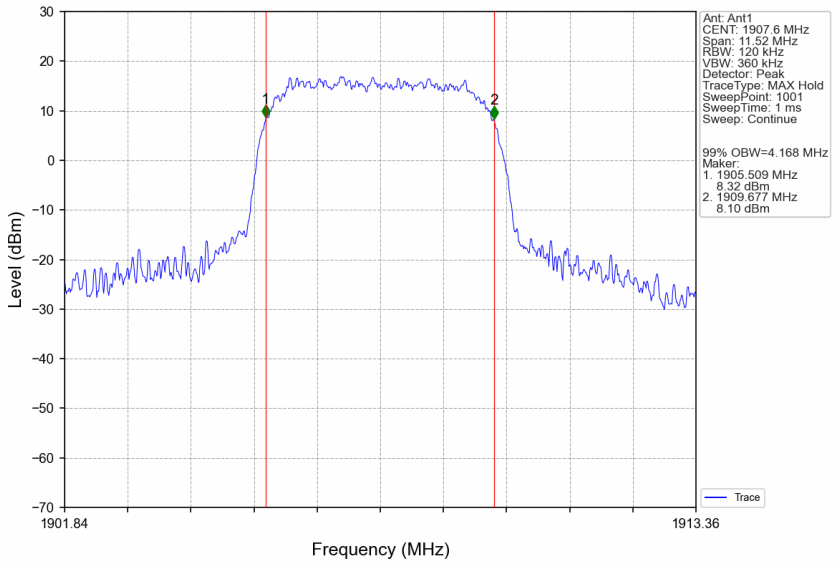

Band2_HSUPA_LCH_1852.4MHz_Subtest 1_NTNV

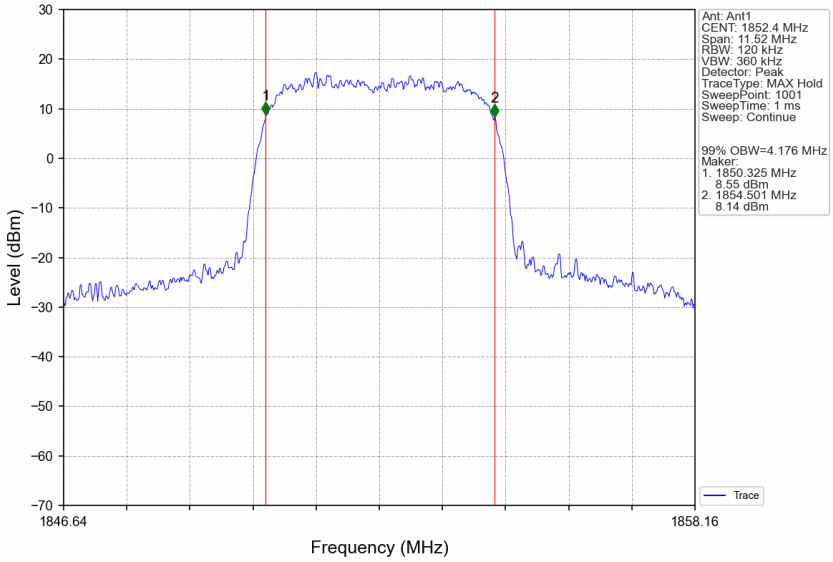

Band2_HSUPA_MCH_1880MHz_Subtest 1_NTNV

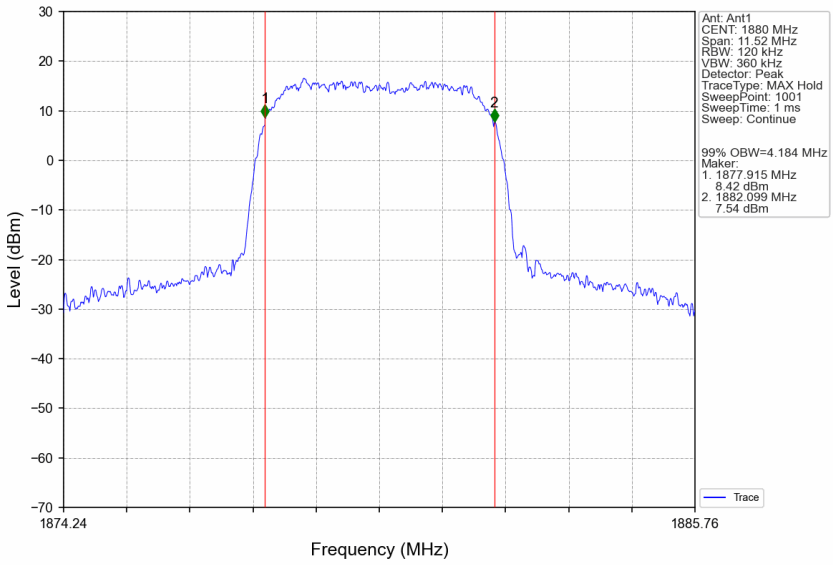

Band2_HSUPA_HCH_1907.6MHz_Subtest 1_NTNV

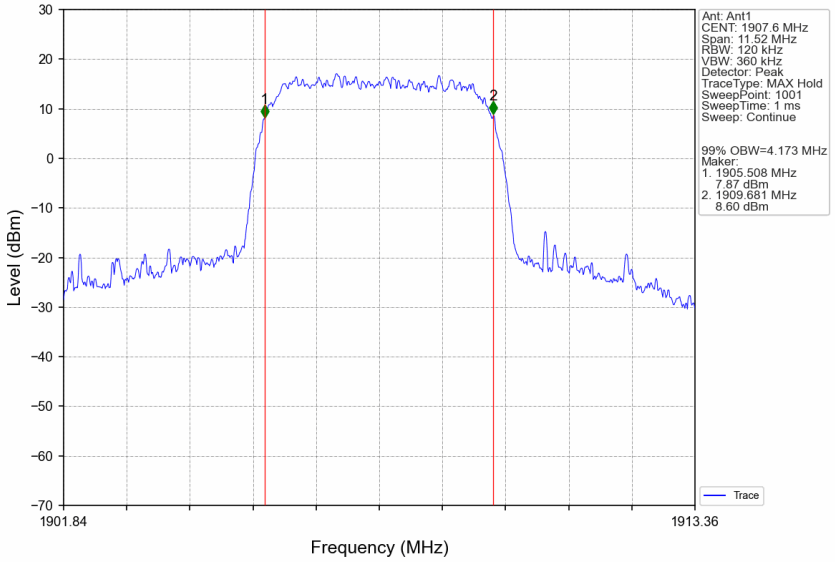

3.2.2 Band2_XDB

Band2_RMC_LCH_1852.4MHz_12.2kbps RMC_NTNV
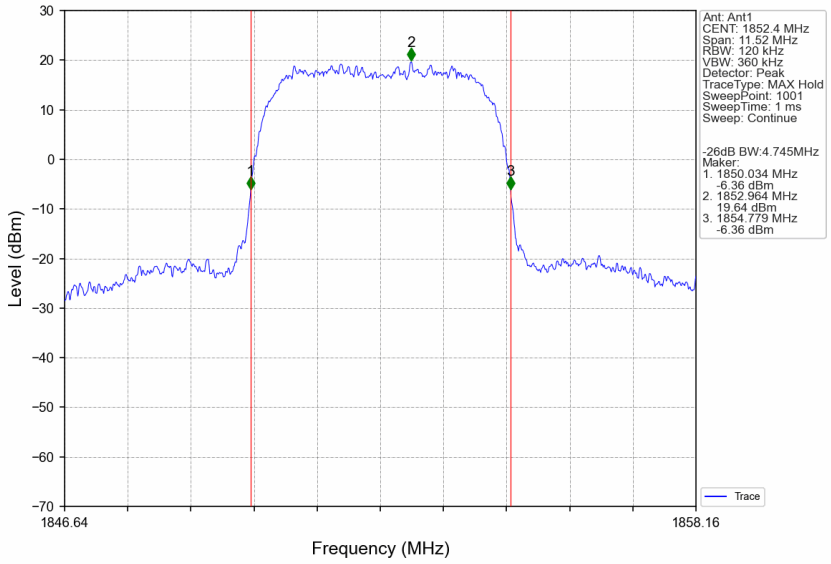

Band2_RMC_MCH_1880MHz_12.2kbps RMC_NTNV
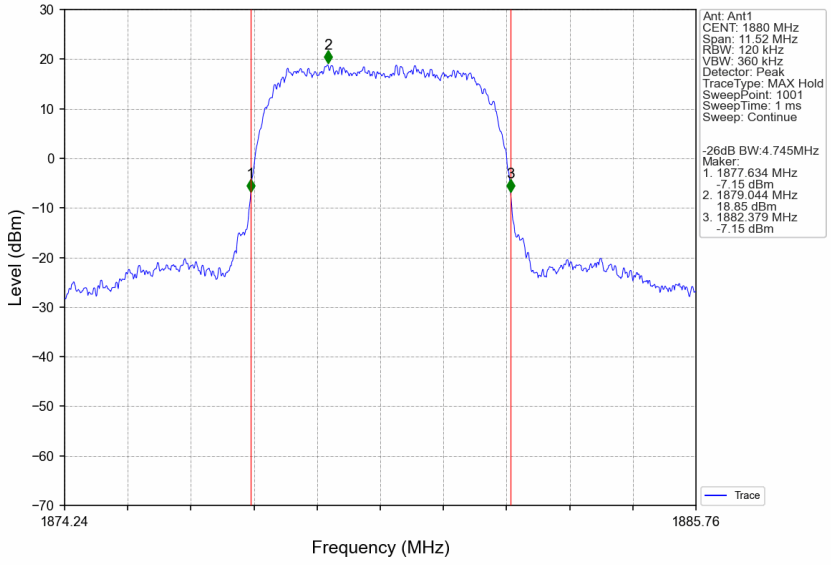

Band2_RMC_HCH_1907.6MHz_12.2kbps RMC_NTNV

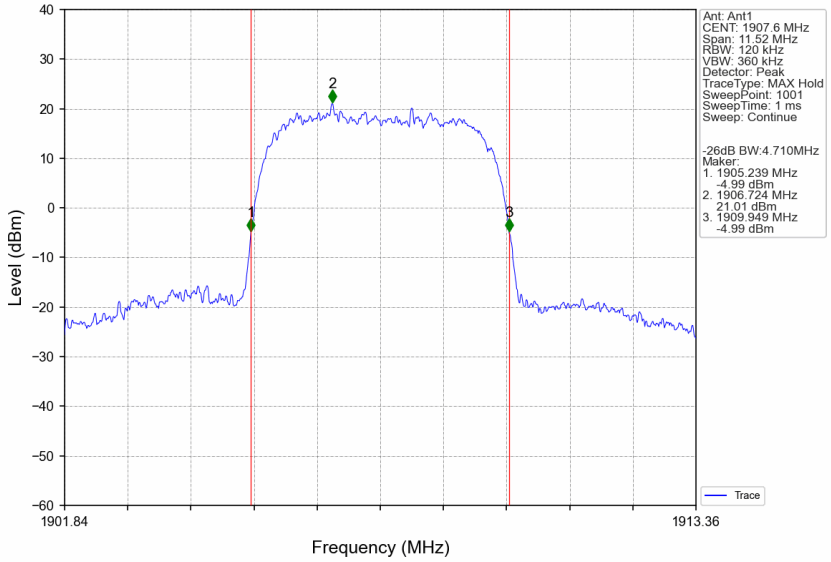

Band2_HSDPA_LCH_1852.4MHz_Subtest 1_NTNV

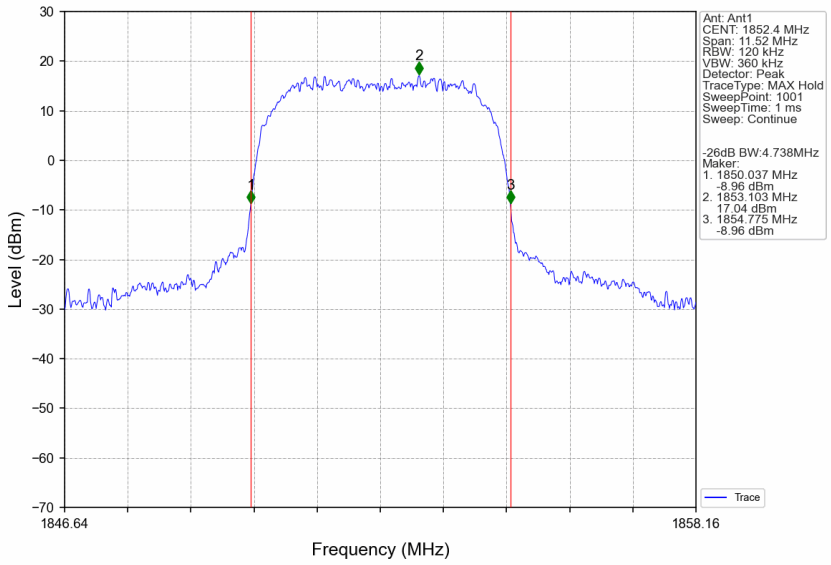

Band2_HSDPA_MCH_1880MHz_Subtest 1_NTNV

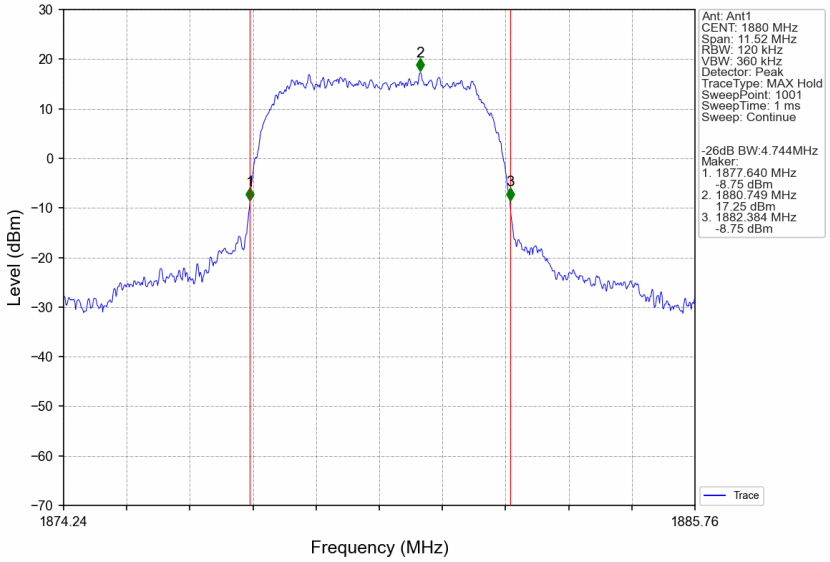

Band2_HSDPA_HCH_1907.6MHz_Subtest 1_NTNV

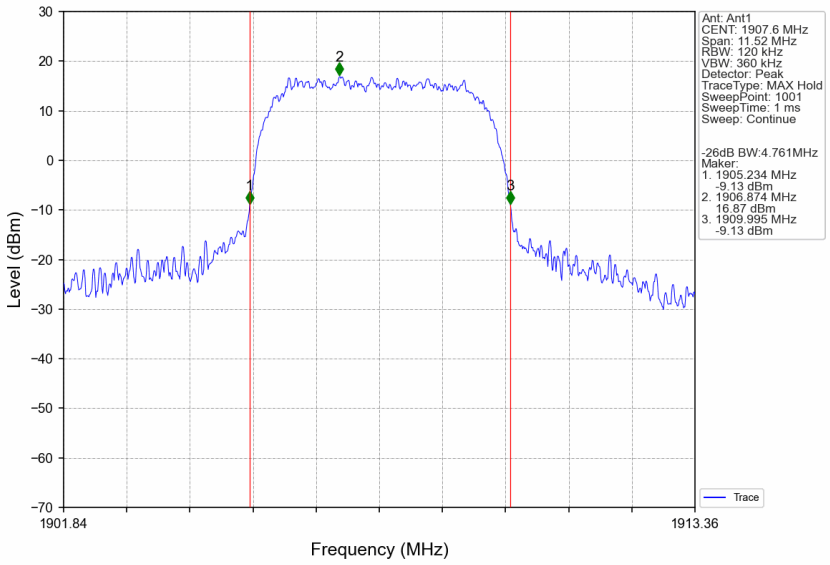

Band2_HSUPA_LCH_1852.4MHz_Subtest 1_NTNV

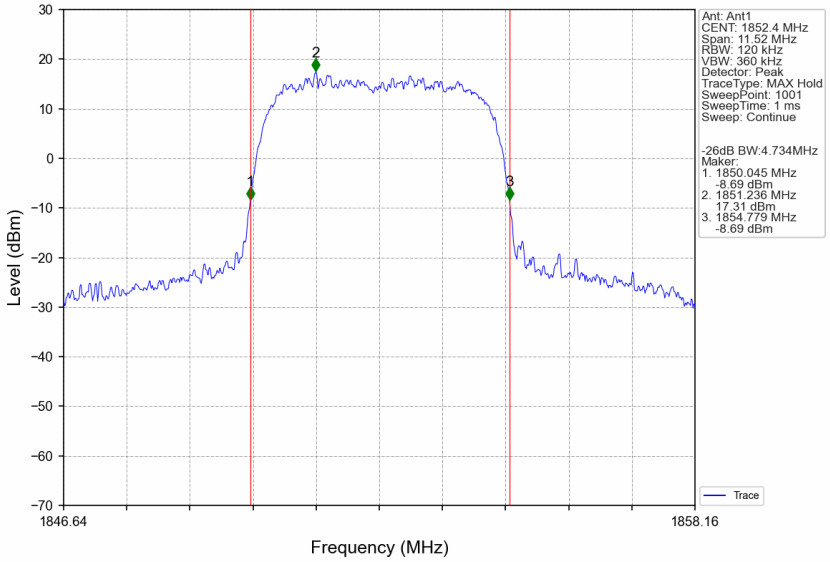

Band2_HSUPA_MCH_1880MHz_Subtest 1_NTNV

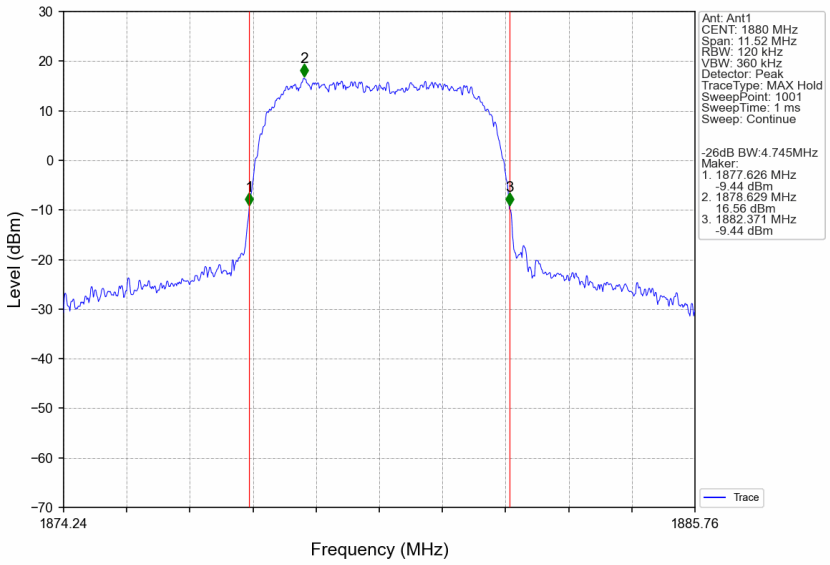

Band2_HSUPA_HCH_1907.6MHz_Subtest 1_NTNV

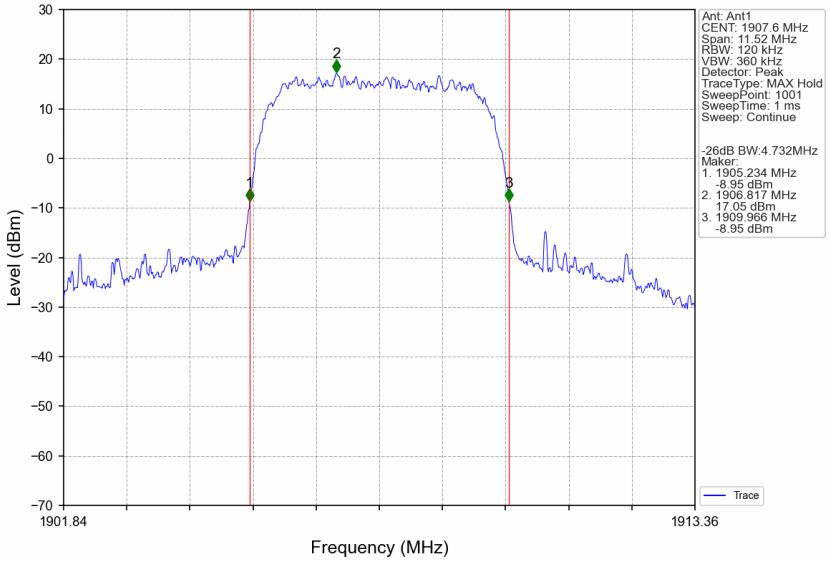

4. Peak-Average Ratio

4.1 Test Result

4.1.1 Band2

Band: 2						
ENV	Mode		Frequency (MHz)	Peak-Average Ratio (dB)		Verdict
	Network	Subset		Result	Limit	
NTNV	RMC	12.2kbps RMC	1852.4	2.81	<=13	Pass
			1880	2.99	<=13	Pass
			1907.6	2.64	<=13	Pass
	HSDPA	Subtest 1	1852.4	5.65	<=13	Pass
			1880	5.76	<=13	Pass
			1907.6	5.63	<=13	Pass
	HSUPA	Subtest 1	1852.4	6.56	<=13	Pass
			1880	6.73	<=13	Pass
			1907.6	6.39	<=13	Pass

4.2 Test Graph

4.2.1 Band2

Band2_RMC_LCH_1852.4MHz_12.2kbps RMC_NTNV

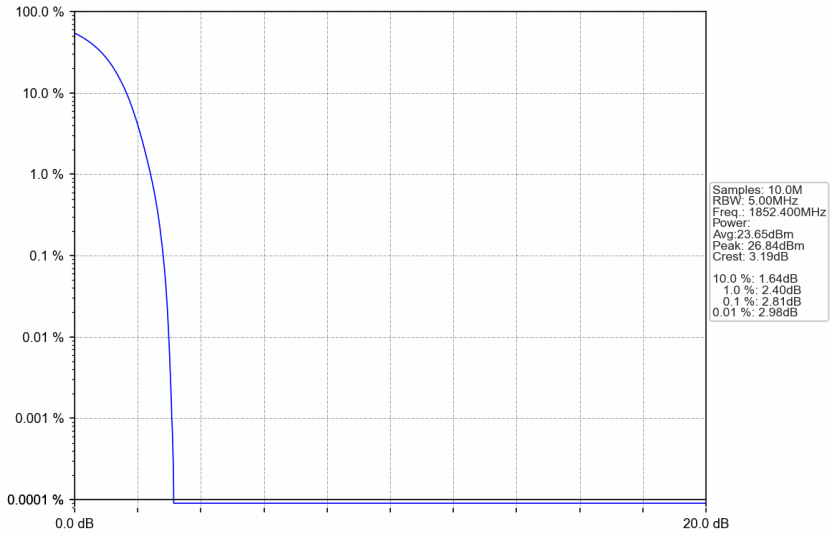

Band2_RMC_MCH_1880MHz_12.2kbps RMC_NTNV

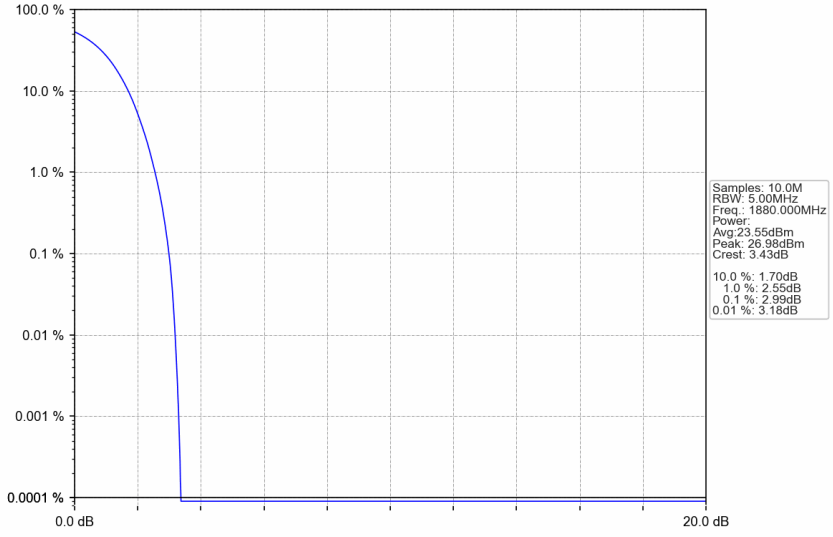

Band2_RMC_HCH_1907.6MHz_12.2kbps RMC_NTNV

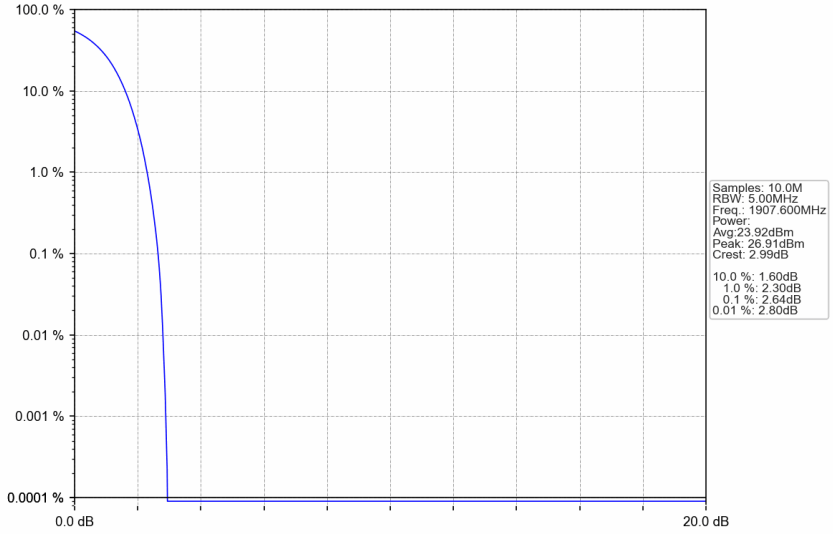

Band2_HSDPA_LCH_1852.4MHz_Subtest 1_NTNV

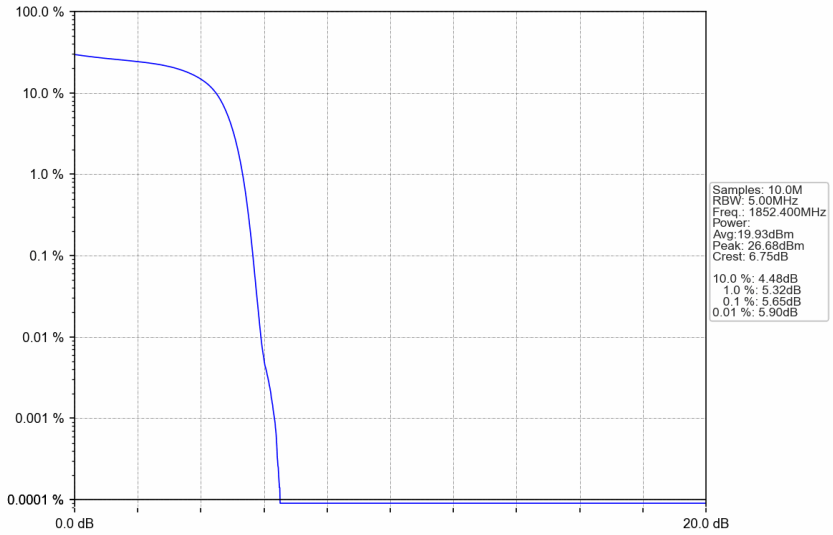

Band2_HSDPA_MCH_1880MHz_Subtest 1_NTNV

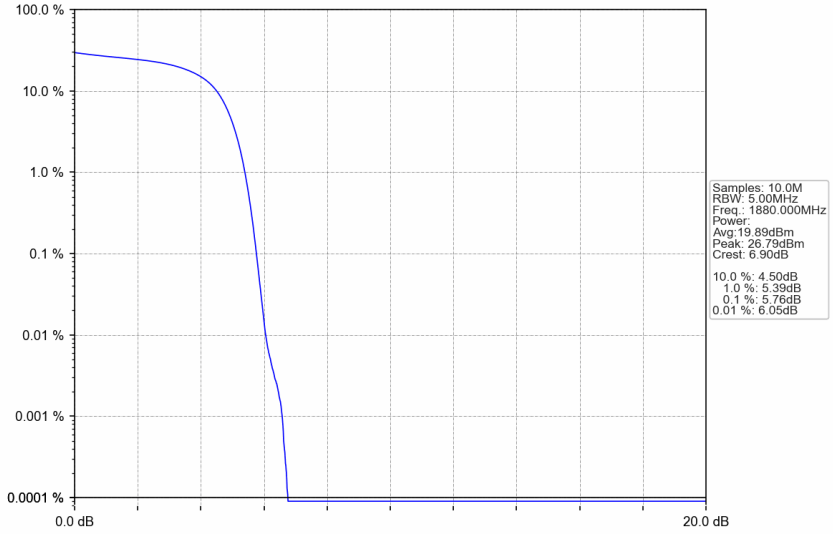

Band2_HSDPA_HCH_1907.6MHz_Subtest 1_NTNV

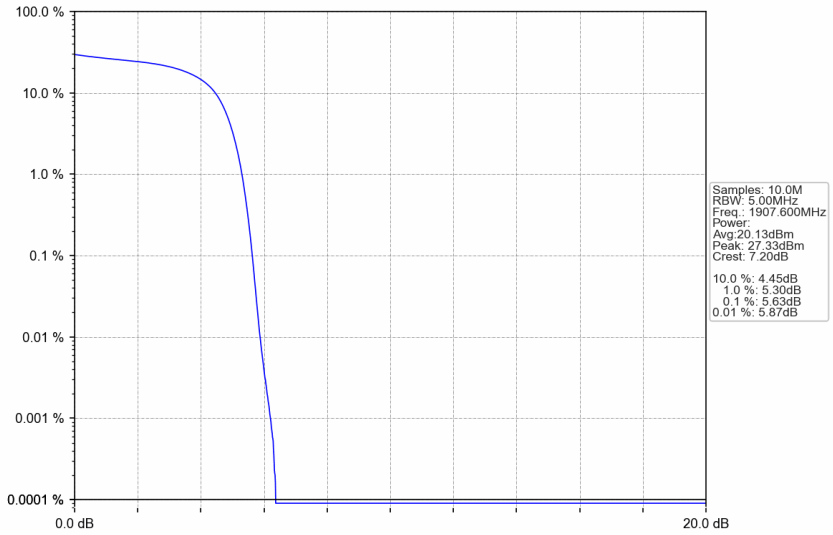

Band2_HSUPA_LCH_1852.4MHz_Subtest 1_NTNV

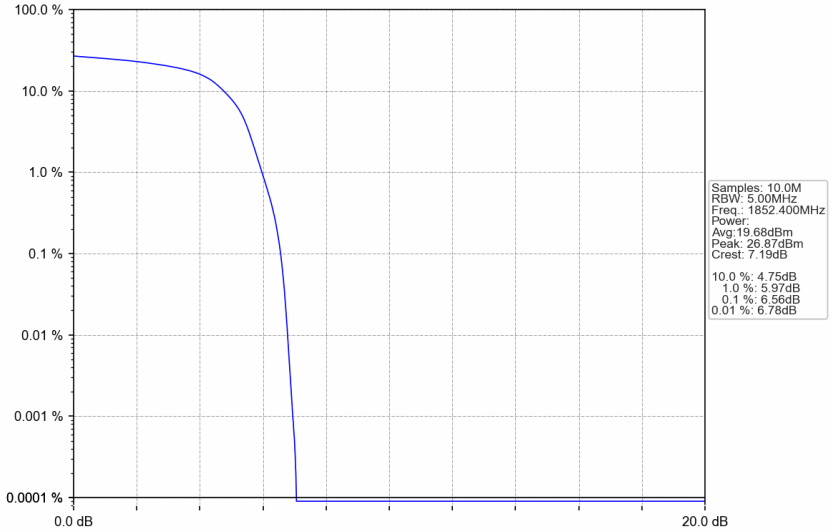

Band2_HSUPA_MCH_1880MHz_Subtest 1_NTNV

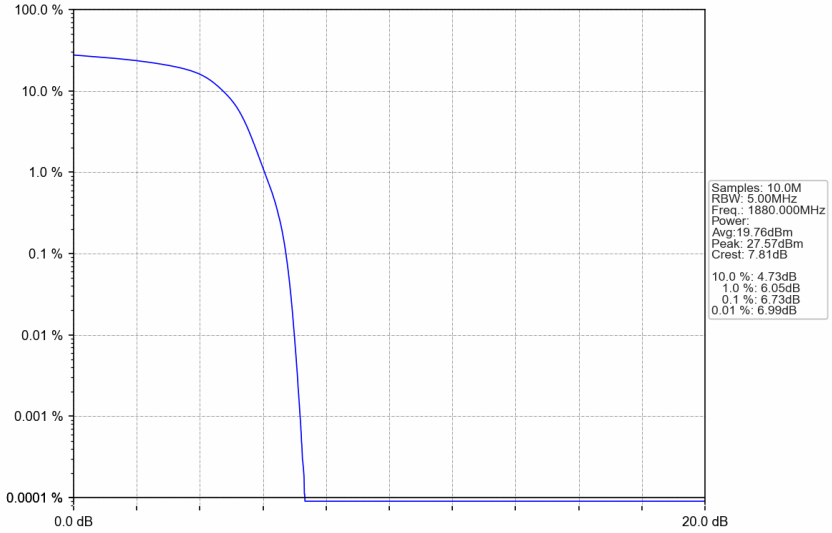

Band2_HSUPA_HCH_1907.6MHz_Subtest 1_NTNV

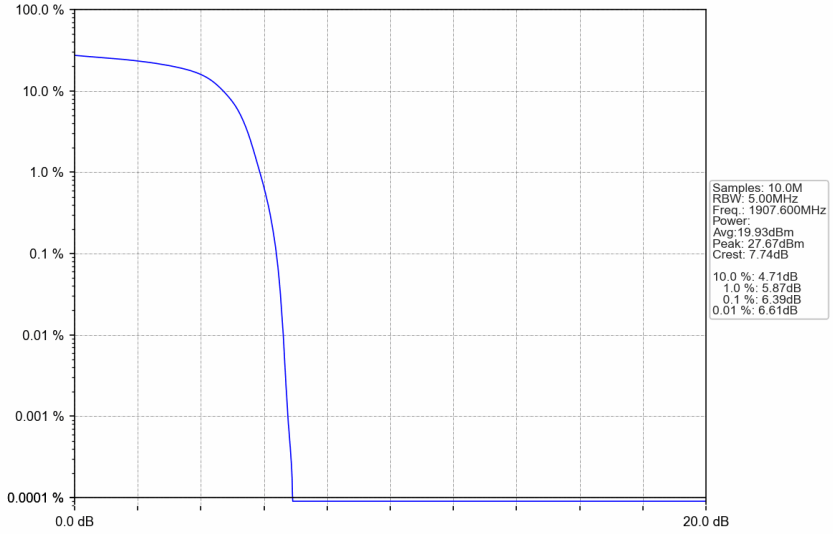

5. Spurious Emission

5.1 Test Result

5.1.1 Band2

Band: 2						
ENV	Mode		Frequency (MHz)	Spurious Emission		Verdict
	Network	Subset		Result	Limit	
NTNV	RMC	12.2kbps RMC	1852.4	Refer To Test Graph		Pass
			1880	Refer To Test Graph		Pass
			1907.6	Refer To Test Graph		Pass
	HSDPA	Subtest 1	1852.4	Refer To Test Graph		Pass
			1880	Refer To Test Graph		Pass
			1907.6	Refer To Test Graph		Pass
	HSUPA	Subtest 1	1852.4	Refer To Test Graph		Pass
			1880	Refer To Test Graph		Pass
			1907.6	Refer To Test Graph		Pass

5.2 Test Graph

5.2.1 Band2

Band2_RMC_LCH_1852.4MHz_12.2kbps RMC_NTNV

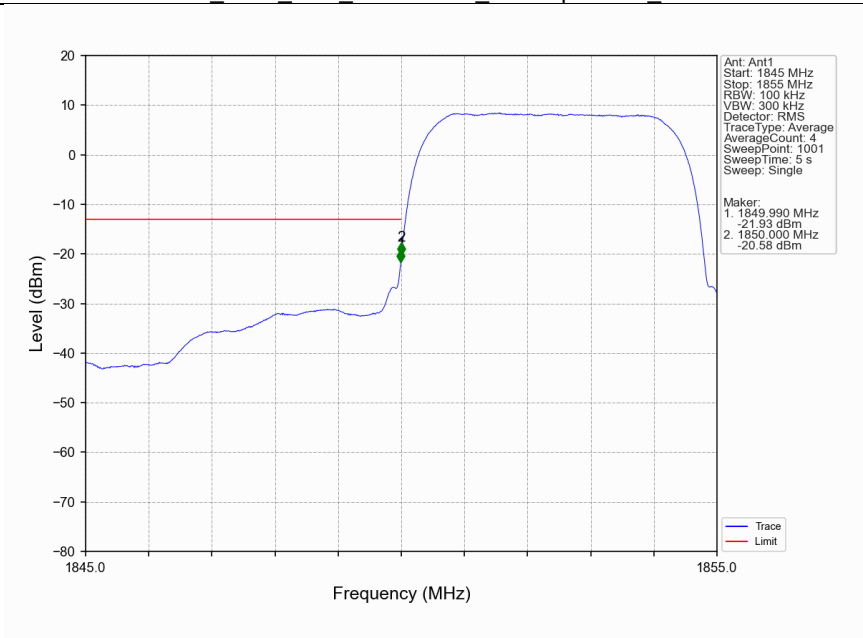

Band2_RMC_LCH_1852.4MHz_12.2kbps RMC_NTNV

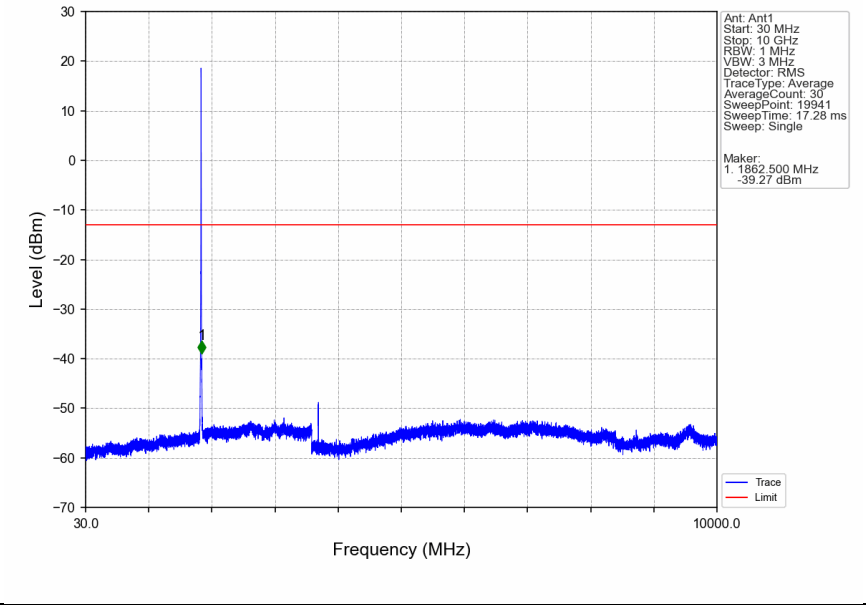

Band2_RMC_LCH_1852.4MHz_12.2kbps RMC_NTNV

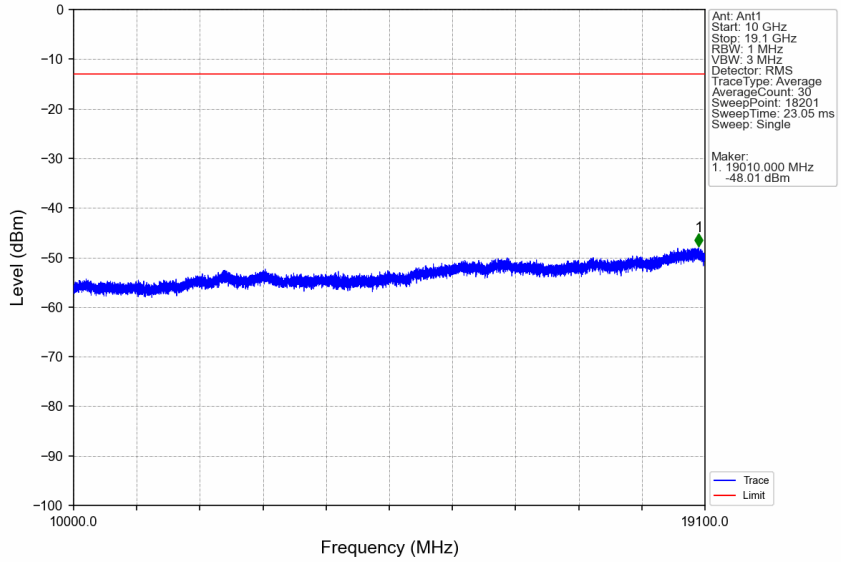

Band2_RMC_MCH_1880MHz_12.2kbps RMC_NTNV

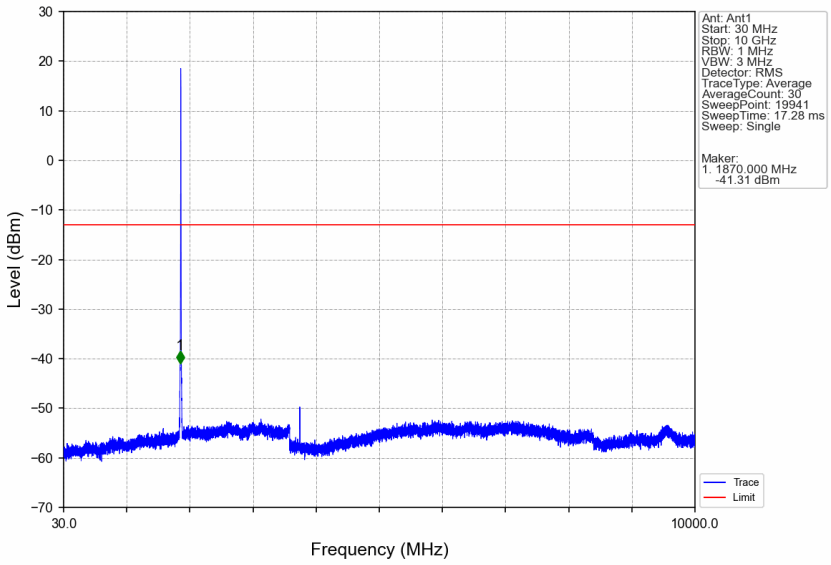

Band2_RMC_MCH_1880MHz_12.2kbps RMC_NTNV

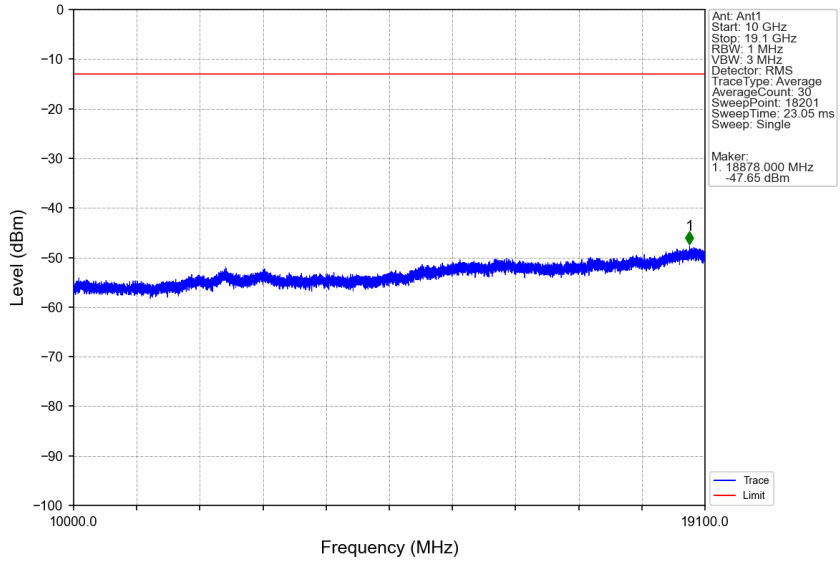

Band2_RMC_HCH_1907.6MHz_12.2kbps RMC_NTNV

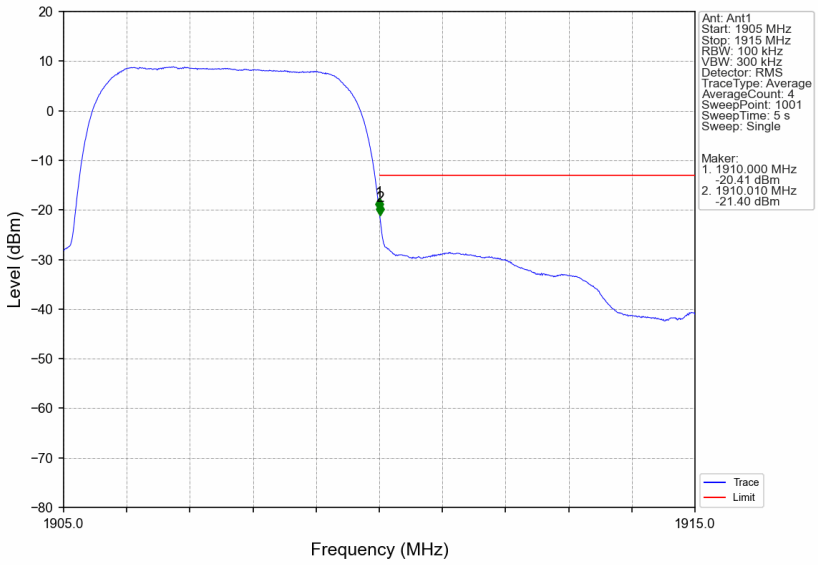

Band2_RMC_HCH_1907.6MHz_12.2kbps RMC_NTNV

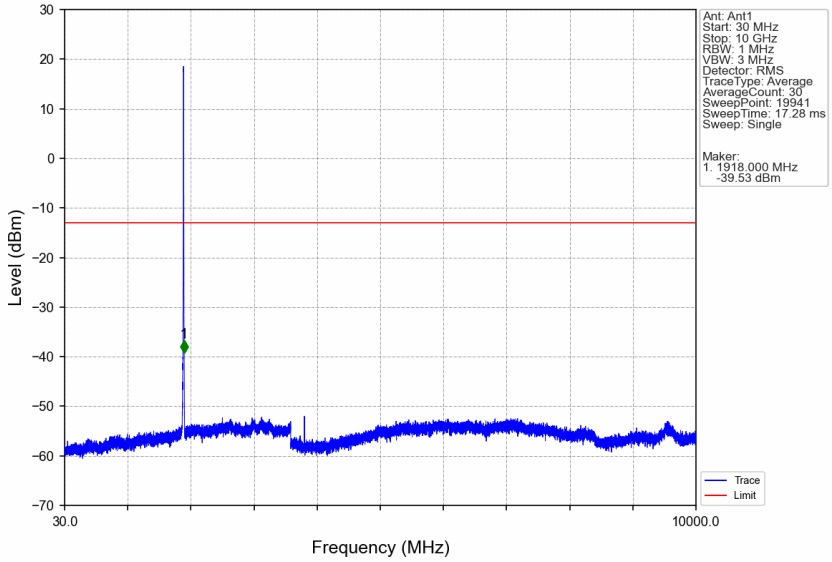

Band2_RMC_HCH_1907.6MHz_12.2kbps RMC_NTNV

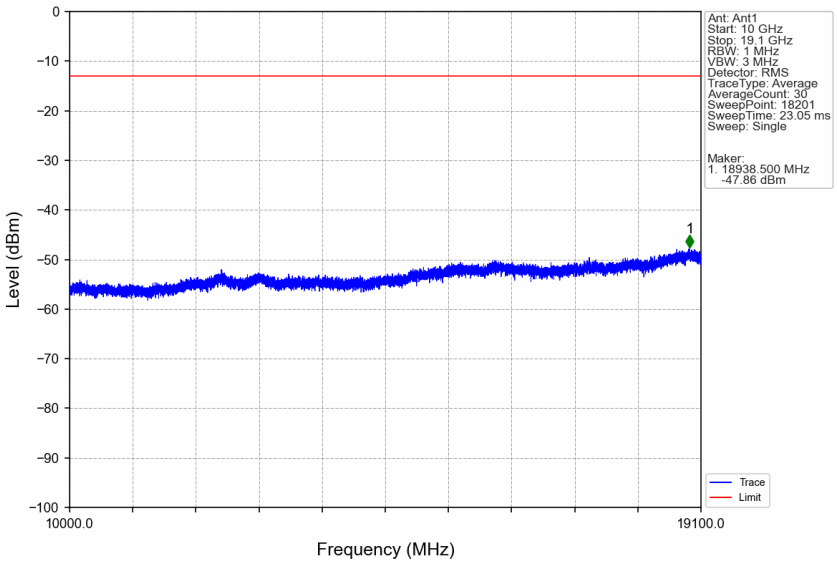

Band2_HSDPA_LCH_1852.4MHz_Subtest 1_NTNV

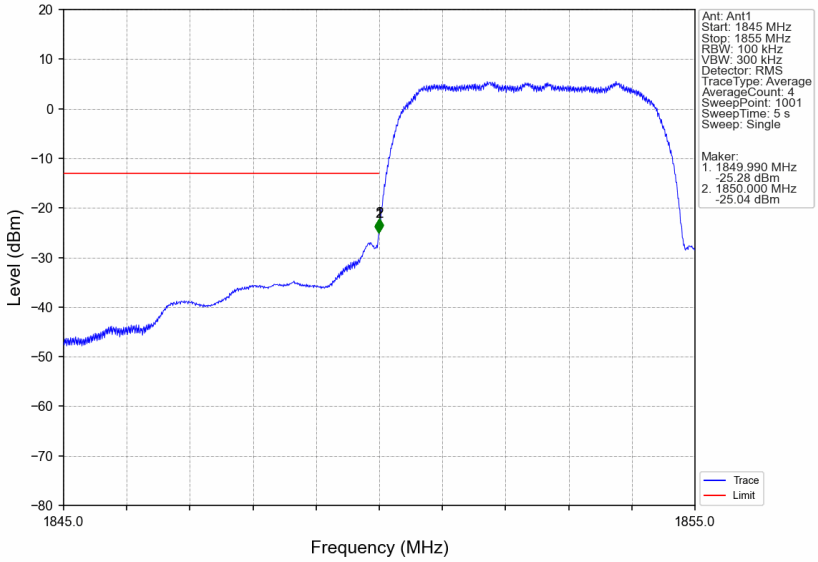

Band2_HSDPA_LCH_1852.4MHz_Subtest 1_NTNV

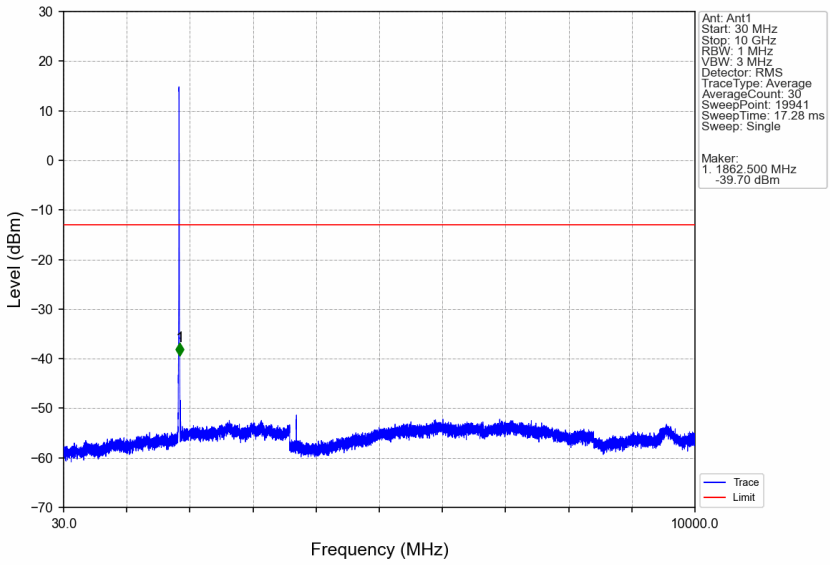

Band2_HSDPA_LCH_1852.4MHz_Subtest 1_NTNV

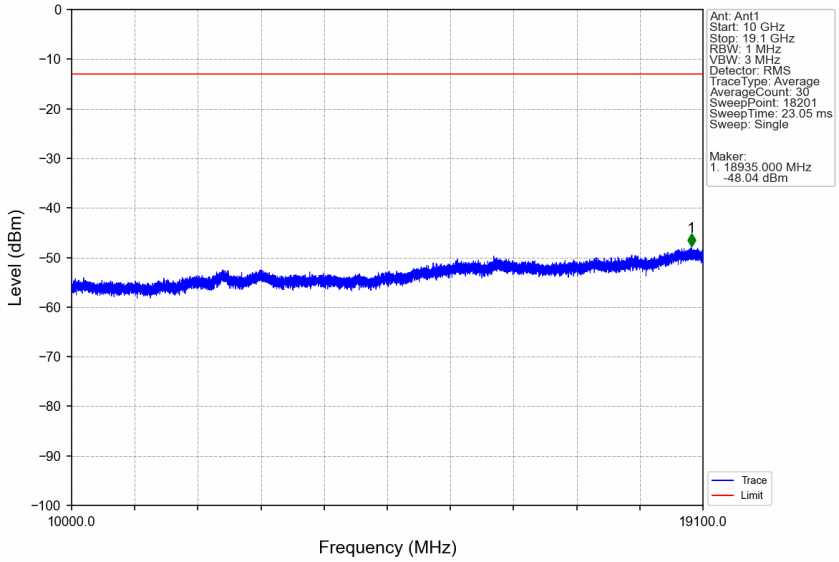

Band2_HSDPA_MCH_1880MHz_Subtest 1_NTNV

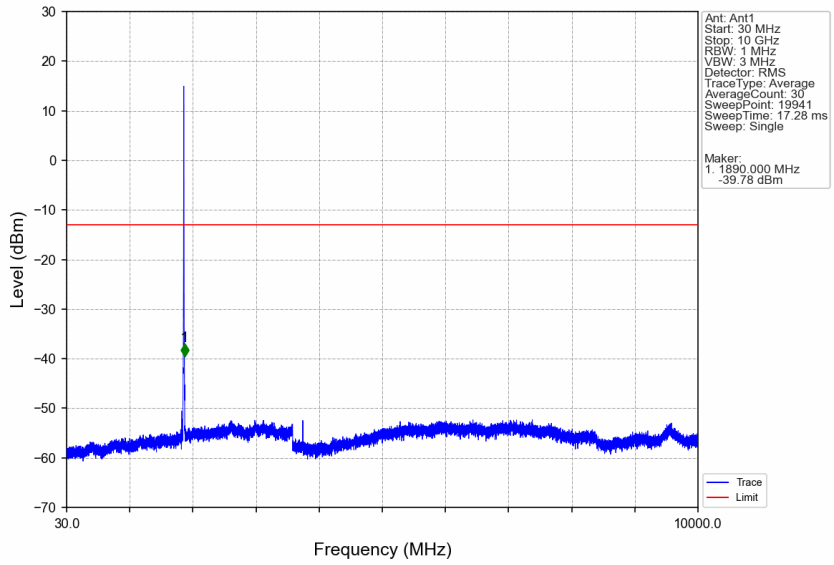

Band2_HSDPA_MCH_1880MHz_Subtest 1_NTNV

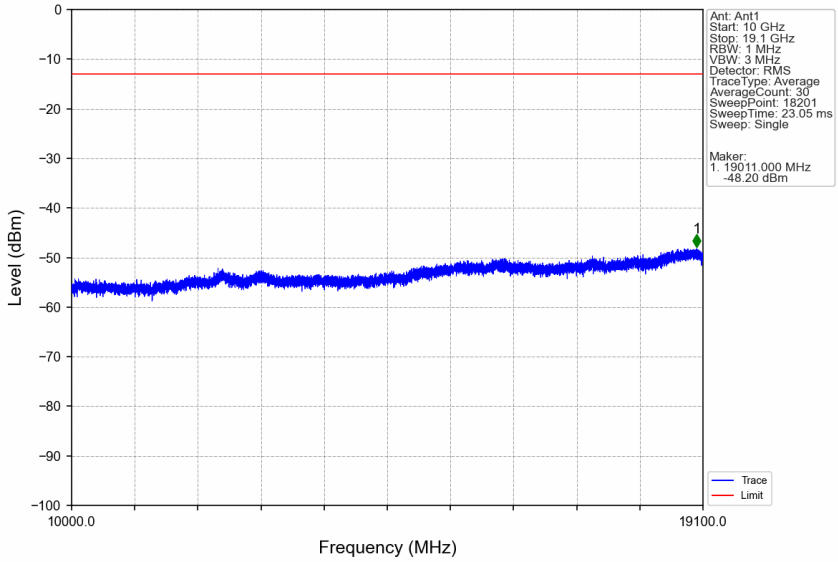

Band2_HSDPA_HCH_1907.6MHz_Subtest 1_NTNV

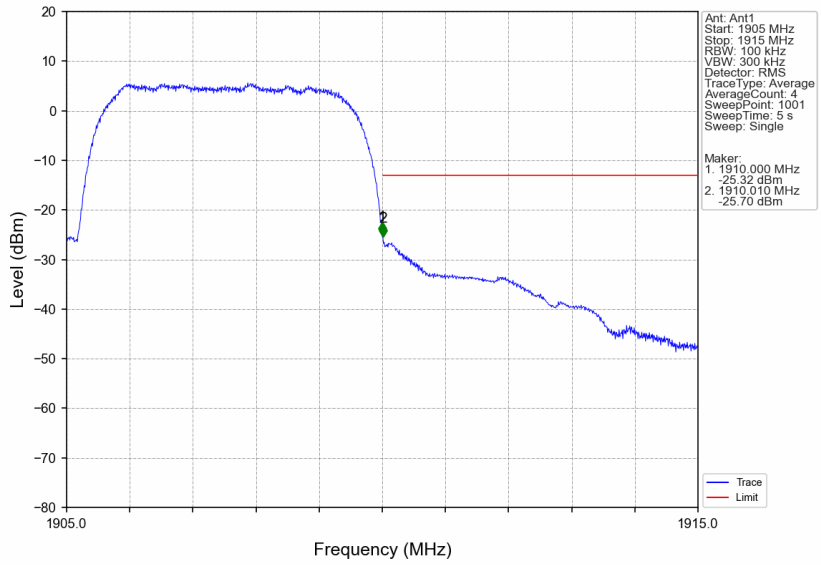

Band2_HSDPA_HCH_1907.6MHz_Subtest 1_NTNV

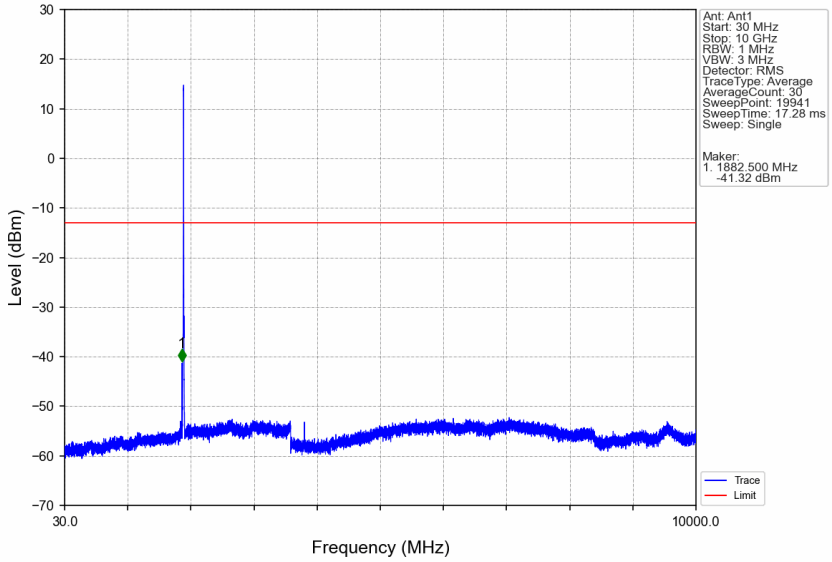

Band2_HSDPA_HCH_1907.6MHz_Subtest 1_NTNV

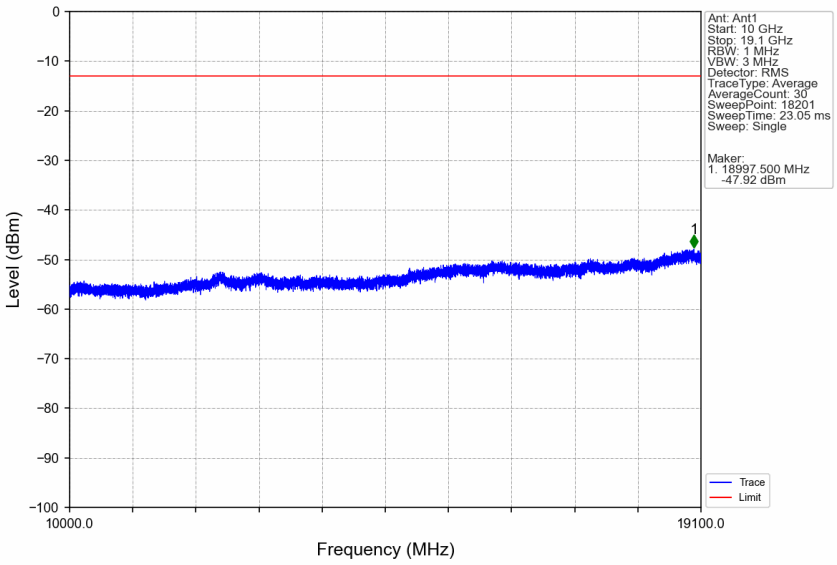

Band2_HSUPA_LCH_1852.4MHz_Subtest 1_NTNV

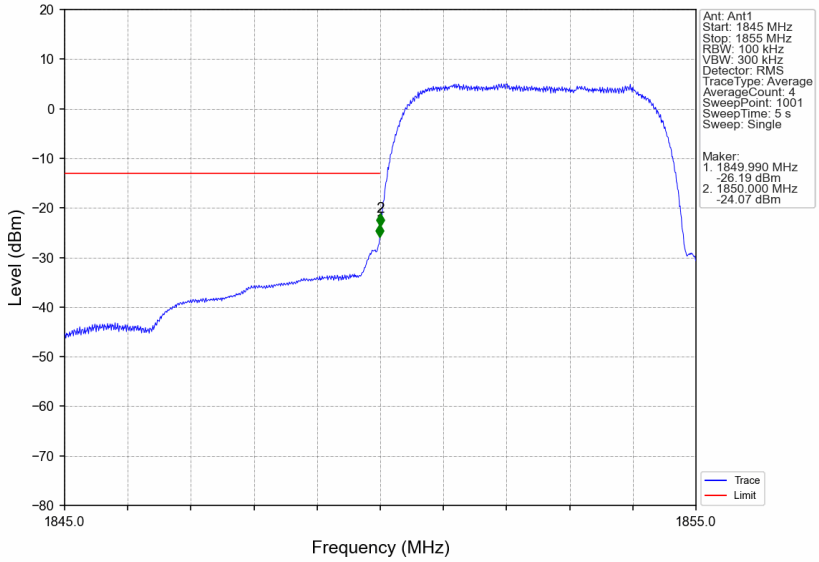

Band2_HSUPA_LCH_1852.4MHz_Subtest 1_NTNV

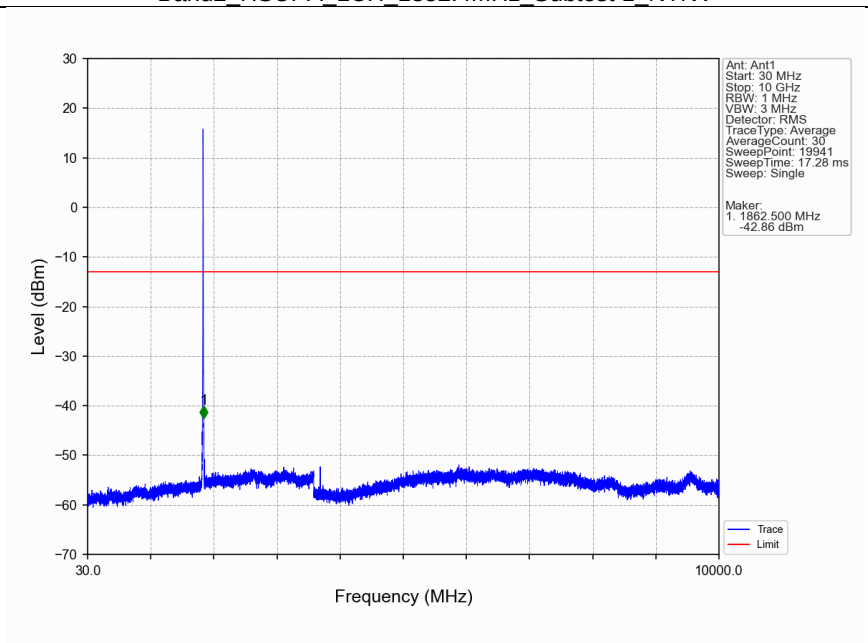

Band2_HSUPA_LCH_1852.4MHz_Subtest 1_NTNV

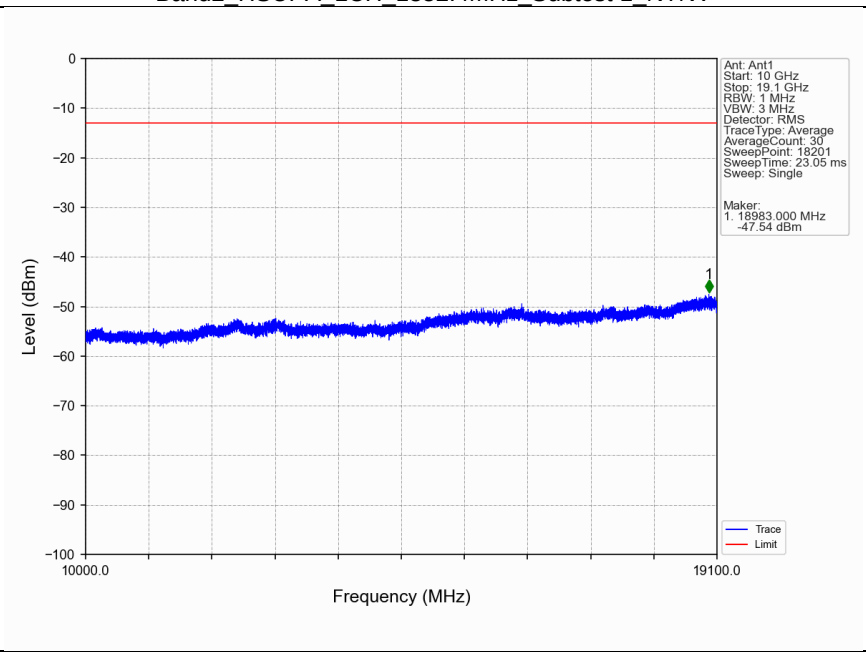

Band2_HSUPA_MCH_1880MHz_Subtest 1_NTNV

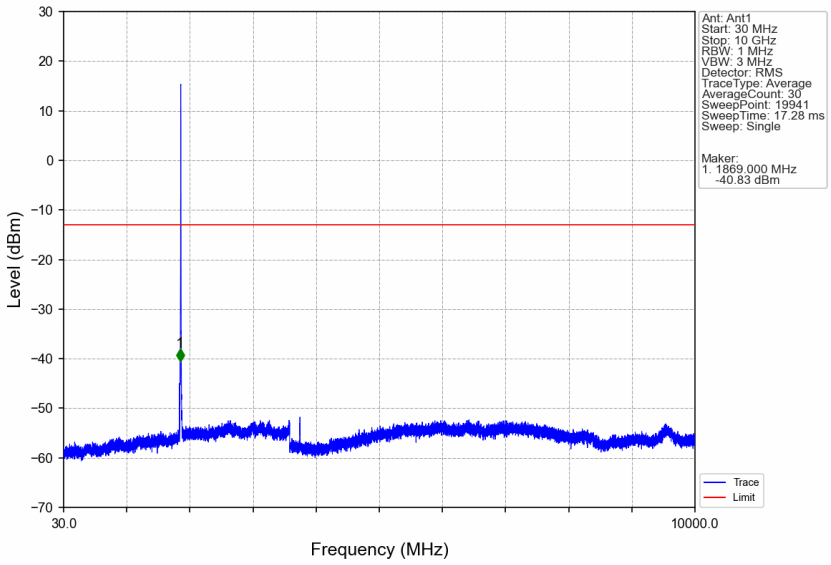

Band2_HSUPA_MCH_1880MHz_Subtest 1_NTNV

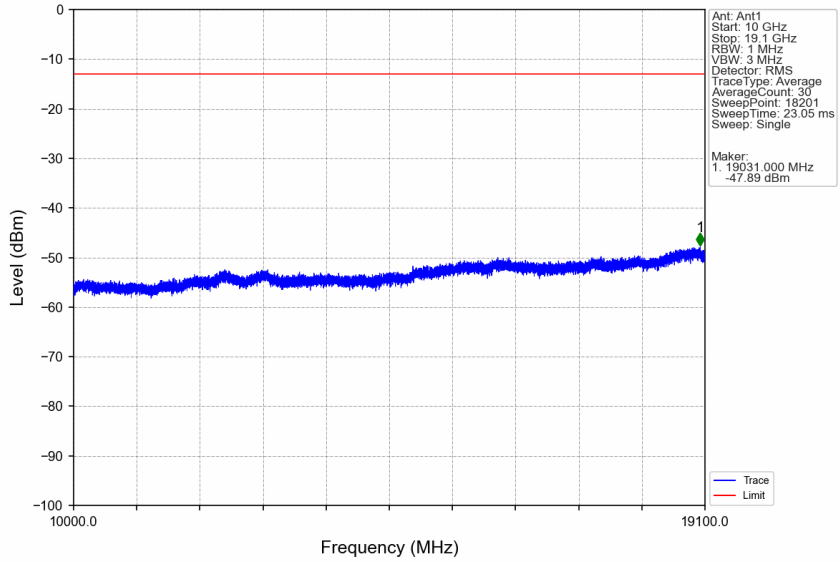

Band2_HSUPA_HCH_1907.6MHz_Subtest 1_NTNV

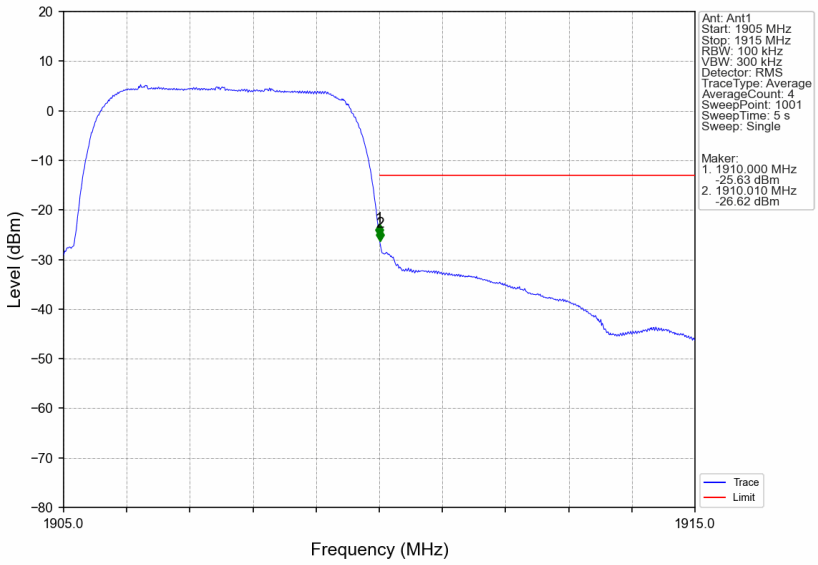

Band2_HSUPA_HCH_1907.6MHz_Subtest 1_NTNV

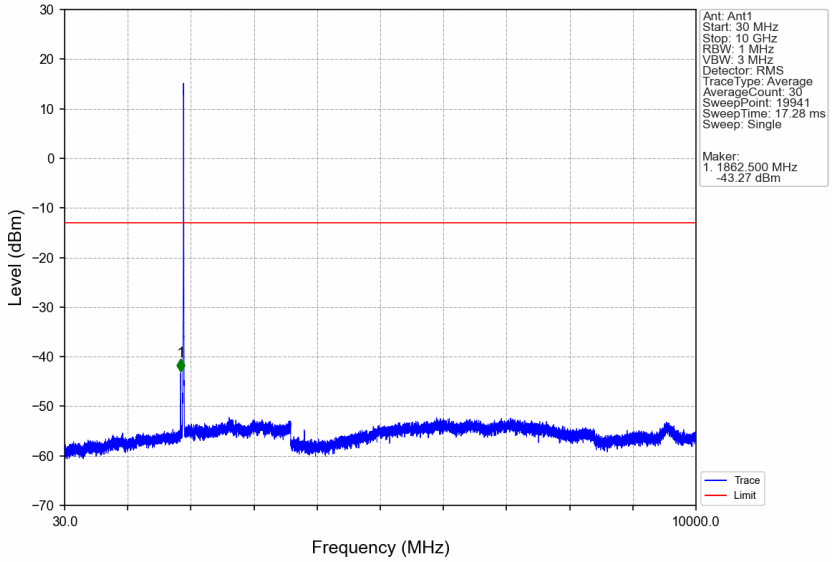

Band2_HSUPA_HCH_1907.6MHz_Subtest 1_NTNV

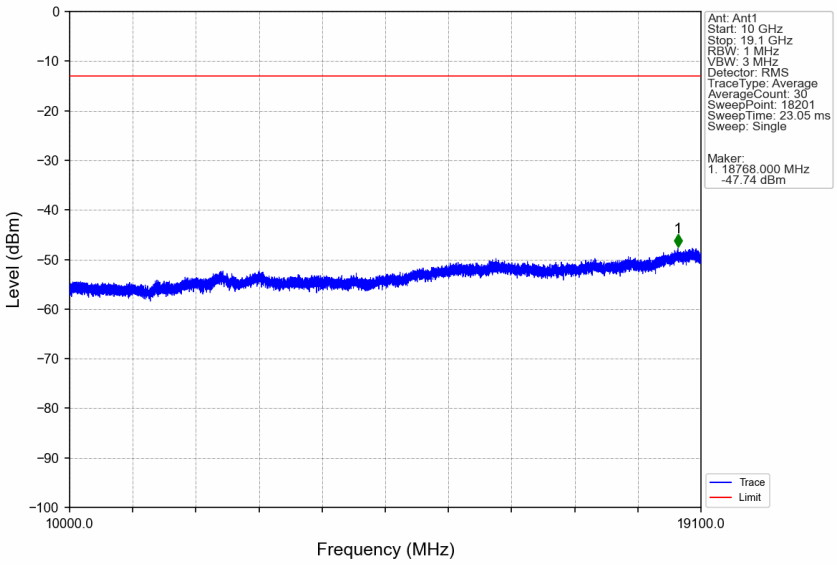

6. Field Strength of Spurious Radiation

Test Band = WCDMA Band2_ TM1
Test Channel = Low

Final Data List								
NO.	Frequency [MHz]	Reading [dBμV]	Factor [dB]	AF[dB/m]	Level [dBm]	Limit [dBm]	Margin [dB]	Polarity
1	3702.75	54.85	-45.51	28.92	-57.00	-13.00	44.00	Horizontal
2	5604	41.53	-45.06	32.32	-66.47	-13.00	53.47	Horizontal
3	6945	40.63	-43.85	34.90	-63.58	-13.00	50.58	Horizontal
4	8037	38.98	-41.98	37.08	-61.19	-13.00	48.19	Horizontal
5	10114.5	34.83	-39.18	38.51	-61.09	-13.00	48.09	Horizontal
6	12923.25	32.60	-37.16	39.38	-60.44	-13.00	47.44	Horizontal

Final Data List								
NO.	Frequency [MHz]	Reading [dBμV]	Factor [dB]	AF[dB/m]	Level [dBm]	Limit [dBm]	Margin [dB]	Polarity
1	3702.75	49.74	-45.51	28.92	-62.11	-13.00	49.11	Vertical
2	5082	41.53	-45.42	31.55	-67.60	-13.00	54.60	Vertical
3	6158.25	42.06	-44.63	32.94	-64.89	-13.00	51.89	Vertical
4	8086.5	38.41	-41.49	37.05	-61.30	-13.00	48.30	Vertical
5	9523.5	36.75	-40.10	37.55	-61.06	-13.00	48.06	Vertical
6	12801.75	32.39	-36.83	39.34	-60.36	-13.00	47.36	Vertical

Test Band = WCDMA Band2_ TM1
Test Channel = Mid

Final Data List								
NO.	Frequency [MHz]	Reading [dBμV]	Factor [dB]	AF[dB/m]	Level [dBm]	Limit [dBm]	Margin [dB]	Polarity
1	3758.25	53.78	-45.74	29.01	-58.21	-13.00	45.21	Horizontal
2	5037	42.20	-45.54	31.47	-67.13	-13.00	54.13	Horizontal
3	5630.25	41.44	-45.00	32.33	-66.50	-13.00	53.50	Horizontal
4	7414.5	39.76	-43.37	36.16	-62.71	-13.00	49.71	Horizontal
5	8886	37.35	-41.24	36.57	-62.58	-13.00	49.58	Horizontal
6	12231.75	32.89	-37.46	39.17	-60.67	-13.00	47.67	Horizontal

Final Data List								
NO.	Frequency [MHz]	Reading [dBμV]	Factor [dB]	AF[dB/m]	Level [dBm]	Limit [dBm]	Margin [dB]	Polarity
1	3758.25	51.85	-45.74	29.01	-60.14	-13.00	47.14	Vertical
2	5202	42.33	-45.28	31.76	-66.44	-13.00	53.44	Vertical
3	6164.25	41.66	-44.65	32.96	-65.29	-13.00	52.29	Vertical
4	7419	39.54	-43.36	36.17	-62.91	-13.00	49.91	Vertical
5	8435.25	37.96	-41.51	36.84	-61.97	-13.00	48.97	Vertical
6	11200.5	32.43	-37.39	38.70	-61.52	-13.00	48.52	Vertical

Test Band = WCDMA Band2_ TM1
Test Channel = High

Final Data List								
NO.	Frequency [MHz]	Reading [dBμV]	Factor [dB]	AF[dB/m]	Level [dBm]	Limit [dBm]	Margin [dB]	Polarity
1	3813.75	54.80	-45.97	29.10	-57.33	-13.00	44.33	Horizontal
2	5482.5	41.99	-45.25	32.27	-66.25	-13.00	53.25	Horizontal
3	6264.75	41.91	-44.62	33.30	-64.67	-13.00	51.67	Horizontal
4	8028	39.16	-42.07	37.08	-61.09	-13.00	48.09	Horizontal
5	9580.5	36.44	-39.78	37.66	-60.94	-13.00	47.94	Horizontal
6	11926.5	31.68	-37.24	39.06	-61.76	-13.00	48.76	Horizontal

Final Data List								
NO.	Frequency [MHz]	Reading [dBμV]	Factor [dB]	AF[dB/m]	Level [dBm]	Limit [dBm]	Margin [dB]	Polarity
1	3813.75	53.15	-45.97	29.10	-58.98	-13.00	45.98	Vertical
2	5202	42.58	-45.28	31.76	-66.19	-13.00	53.19	Vertical
3	6706.5	40.42	-43.83	34.47	-64.20	-13.00	51.20	Vertical
4	9555.75	36.84	-39.92	37.61	-60.73	-13.00	47.73	Vertical
5	10650.75	32.54	-38.17	38.57	-62.33	-13.00	49.33	Vertical
6	11868.75	32.21	-37.05	39.03	-61.07	-13.00	48.07	Vertical