DATA OF CONDUCTED EMISSION TEST

UL Japan,Inc. Shonan EMC Lab. No.3 Shielded Room
Date : 2021/09/24

Company	: NITTOKU CO.,LTD	Mode	: Transmitting 13.56 MHz
Kind of EUT	: HF-Band RFID READER/WRITER	Order No.	: 13801638S
Model No.	: ITS-HRW110	Power	: DC 12 V
Serial No.	: Refer to Section 4.2	Temp./Humi.	: 24 deg.C / 45 %RH
Remarks	: with Tag / Antenna terminated		

Limit : FCC_Part 15 Subpart C(15.207)

Engineer : Yusuke Tanikawara

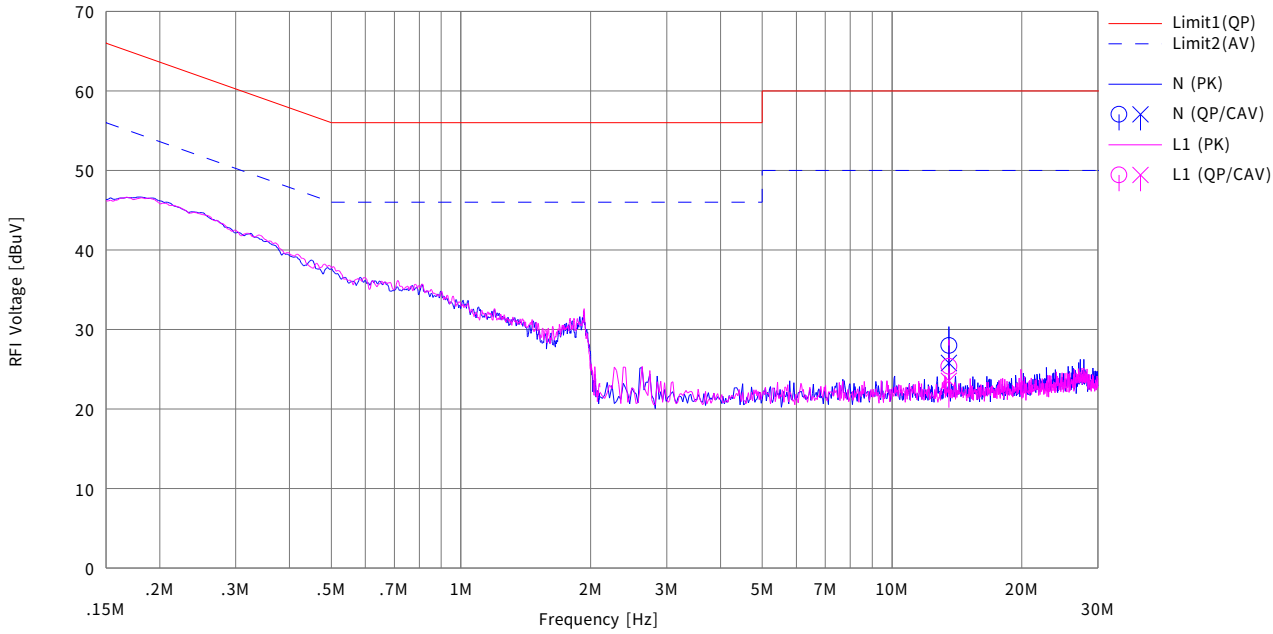

No.	Freq.	Reading		C.Fac	Results		Limit		Margin		Phase	Comment
		<QP>	<CAV>		<QP>	<CAV>	<QP>	<AV>	<QP>	<AV>		
	[MHz]	[dBuV]	[dBuV]	[dB]	[dBuV]	[dBuV]	[dBuV]	[dBuV]	[dB]	[dB]		
1	13.56000	14.90	12.70	13.09	27.99	25.79	60.00	50.00	32.0	24.2	N	
2	13.56000	12.40	10.60	12.96	25.36	23.56	60.00	50.00	34.6	26.4	L1	

Calculation:Result[dBuV]=Reading[dBuV]+C.Fac(LISN(AMN)+Cable+ATT)[dB]
LISN(AMN) : SLS-05

DATA OF CONDUCTED EMISSION TEST

UL Japan,Inc. Shonan EMC Lab. No.3 Shielded Room
Date : 2021/09/24

Company	: NITTOKU CO.,LTD	Mode	: Transmitting 13.56 MHz
Kind of EUT	: HF-Band RFID READER/WRITER	Order No.	: 13801638S
Model No.	: ITS-HRW110	Power	: DC 12 V
Serial No.	: Refer to Section 4.2	Temp./Humi.	: 24 deg.C / 45 %RH
Remarks	: with Tag (ISO15693Tag 1)		

Limit : FCC_Part 15 Subpart C(15.207)

Engineer : Yusuke Tanikawara

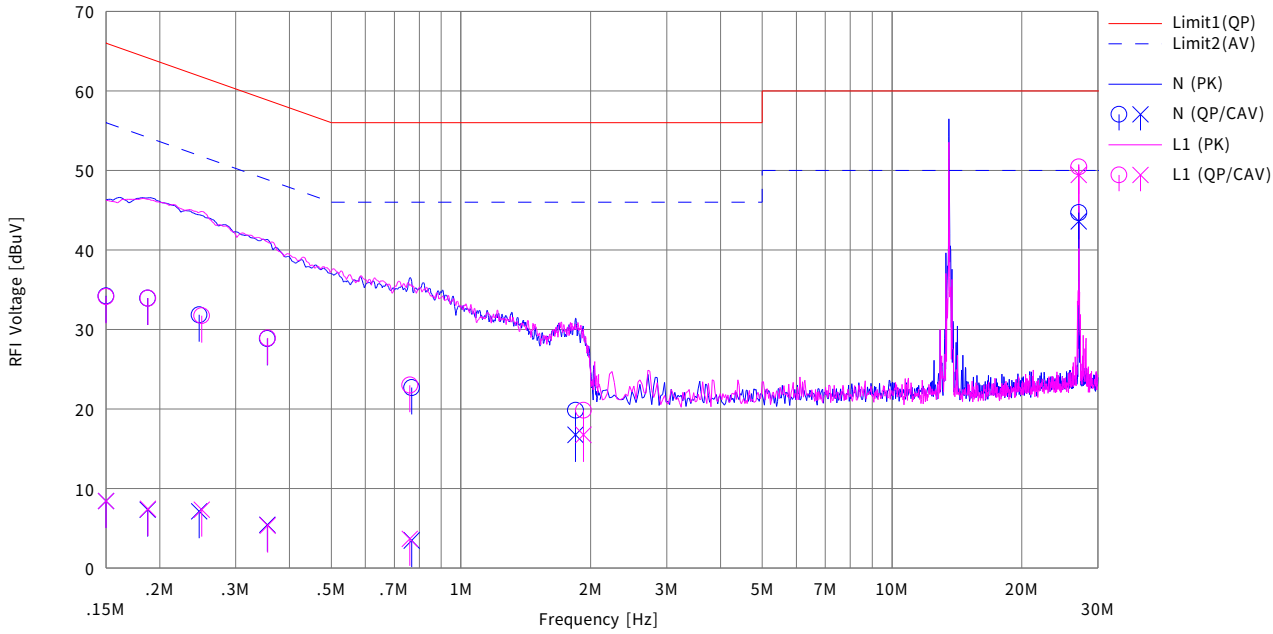

No.	Freq.	Reading		C.Fac	Results		Limit		Margin		Phase	Comment
		<QP>	<CAV>		<QP>	<CAV>	<QP>	<AV>	<QP>	<AV>		
	[MHz]	[dBuV]	[dBuV]	[dB]	[dBuV]	[dBuV]	[dBuV]	[dBuV]	[dB]	[dB]		
1	0.15000	21.80	-4.00	12.42	34.22	8.42	66.00	56.00	31.7	47.5	N	
2	0.18741	21.50	-5.10	12.44	33.94	7.34	64.15	54.15	30.2	46.8	N	
3	0.24700	19.40	-5.30	12.44	31.84	7.14	61.86	51.86	30.0	44.7	N	
4	0.35570	16.40	-7.00	12.45	28.85	5.45	58.83	48.83	29.9	43.3	N	
5	0.76799	10.20	-9.00	12.50	22.70	3.50	56.00	46.00	33.3	42.5	N	
6	1.84462	7.30	4.20	12.55	19.85	16.75	56.00	46.00	36.1	29.2	N	
7	27.12000	31.10	30.00	13.60	44.70	43.60	60.00	50.00	15.3	6.4	N	
8	0.15000	21.70	-4.00	12.43	34.13	8.43	66.00	56.00	31.8	47.5	L1	
9	0.18777	21.50	-5.00	12.44	33.94	7.44	64.13	54.13	30.1	46.6	L1	
10	0.25020	19.30	-5.10	12.44	31.74	7.34	61.75	51.75	30.0	44.4	L1	
11	0.35615	16.50	-7.10	12.44	28.94	5.34	58.82	48.82	29.8	43.4	L1	
12	0.76095	10.50	-8.80	12.49	22.99	3.69	56.00	46.00	33.0	42.3	L1	
13	1.92487	7.30	4.20	12.55	19.85	16.75	56.00	46.00	36.1	29.2	L1	
14	27.12000	37.20	36.20	13.24	50.44	49.44	60.00	50.00	9.5	0.5	L1	

Calculation:Result[dBuV]=Reading[dBuV]+C.Fac(LISN(AMN)+Cable+ATT)[dB]
LISN(AMN) : SLS-05

Data of Electric field strength of Fundamental emission and Spurious emission within the band: FCC15.225(a)(b)(c)

UL Japan, Inc.
Shonan EMC Lab., No.3 Semi Anechoic Chamber

Company:	NITTOKU CO.,LTD	Regulation:	FCC Part15 Subpart C 15.225
Equipment:	HF-Band RFID READER/WRITER	Test Distance:	3m
Model:	ITS-HRW110	Date:	September 22, 2021
Sample No.:	1	Temperature:	25 deg.C
Power:	DC 12 V	Humidity:	46 %RH
Mode:	Transmitting 13.56 MHz	ENGINEER:	Yosuke Murakami

Remarks: : ISO15693Tag 1 (Axis:Hor_X / Ver_X) , Vertical polarization (antenna angle) of the worst case: 90 deg

Fundamental emission

No.	FREQ	Test Receiver Reading		Antenna Factor	Loss	AMP GAIN	Distance factor	RESULT		LIMIT (30 m)	MARGIN	
		Hor	Ver					Hor	Ver		Hor	Ver
	[MHz]	[dBuV]	[dBuV]	[dB/m]	[dB]	[dB]	[dB]	[dBuV/m]	[dBuV/m]	[dBuV/m]	[dB]	[dB]
1	13.560	47.90	64.30	20.59	6.38	32.19	-40.00	2.7	19.1	83.9	81.2	64.8

Calculation:Result[dBuV/m]=Reading[dBuV]+Ant.Fac[dB/m]+Loss(Cable+ATT)[dB]-Gain(AMP)[dB]+Distance factor[dB]

Distance factor: 40 x log (3 m/30 m) = -40 dB

Limits (30 m)

・13.553 MHz to 13.567 MHz : 83.9 dBuV/m (FCC 15.225(a))

Spurious emission within the band

No.	FREQ	Test Receiver Reading		Antenna Factor	Loss	AMP GAIN	Distance factor	RESULT		LIMIT (30 m)	MARGIN	
		Hor	Ver					Hor	Ver		Hor	Ver
	[MHz]	[dBuV]	[dBuV]	[dB/m]	[dB]	[dB]	[dB]	[dBuV/m]	[dBuV/m]	[dBuV/m]	[dB]	[dB]
1	13.110	30.39	30.61	20.54	6.37	32.19	-40.00	-14.9	-14.7	29.5	44.4	44.2
2	13.351	30.53	40.18	20.57	6.37	32.19	-40.00	-14.7	-5.1	40.5	55.2	45.6
3	13.410	30.38	32.93	20.57	6.37	32.19	-40.00	-14.9	-12.3	40.5	55.4	52.8
4	13.507	30.71	40.15	20.58	6.38	32.19	-40.00	-14.5	-5.1	50.4	64.9	55.5
5	13.534	30.81	42.14	20.58	6.38	32.19	-40.00	-14.4	-3.1	50.4	64.8	53.5
6	13.553	36.15	50.13	20.59	6.38	32.19	-40.00	-9.1	4.9	50.4	59.5	45.5
7	13.567	36.18	50.05	20.59	6.38	32.19	-40.00	-9.0	4.8	50.4	59.4	45.6
8	13.586	30.80	42.58	20.59	6.38	32.19	-40.00	-14.4	-2.6	50.4	64.8	53.0
9	13.656	30.57	41.29	20.60	6.38	32.19	-40.00	-14.6	-3.9	50.4	65.0	54.3
10	13.710	30.48	34.60	20.60	6.38	32.19	-40.00	-14.7	-10.6	40.5	55.2	51.1
11	13.769	30.61	43.25	20.61	6.38	32.19	-40.00	-14.6	-2.0	40.5	55.1	42.5
12	14.010	30.36	30.62	20.63	6.39	32.19	-40.00	-14.8	-14.55	29.5	44.3	44.1

Calculation:Result[dBuV/m]=Reading[dBuV]+Ant.Fac[dB/m]+Loss(Cable+ATT)[dB]-Gain(AMP)[dB]+Distance factor[dB]

Outside filed strength frequencies

・Fc±7 kHz:13.553 MHz to 13.567 MHz

・Fc±150 kHz:13.410 MHz to 13.710 MHz

・Fc±450 kHz:13.110 MHz to 14.010 MHz

Fc = 13.56 MHz

Limits (30 m)

・13.410 MHz to 13.553 MHz and 13.567 MHz to 13.710 MHz : 50.4 dBuV/m (FCC 15.225(b))

・13.110 MHz to 13.410 MHz and 13.710 MHz to 14.010 MHz : 40.5 dBuV/m (FCC 15.225(c))

・Below 13.110 MHz and Above 14.010 MHz : 29.5d BuV/m (FCC 15.225(d)and FCC 15.209)

Radiated Emission

UL Japan, Inc.
Shonan EMC Lab. No.1/3 Semi Anechoic Chamber

Company:	NITTOKU CO.,LTD.	Regulation:	FCC Part15 Subpart C 15.225
Equipment:	HF-Band RFID READER/WRITER	Test Distance:	3m
Model:	ITS-HRW110	Date:	September 20, 2021
Sample No.:	1	Temperature:	22 deg.C
Power:	DC 12 V	Humidity:	50 %RH
Mode:	Transmitting 13.56 MHz	ENGINEER:	Yosuke Murakami
EUT axis:	Below 30 MHz(Horizontal X-axis, Vertical X-axis), with Tag (ISO15693Tag 1)		
	Above 30 MHz(Horizontal X-axis, Vertical X-axis), with Tag (ISO15693Tag 1)		
Remarks:			

Polarity	Frequency [MHz]	Detector	Reading [dBuV]	Ant.Fac. [dB/m]	Loss [dB]	Gain [dB]	Distance Factor [dB]	Result [dBuV/m]	Limit [dBuV/m]	Margin [dB]	Height [cm]	Angle [deg.]	Remark
Hori.	27.12	QP	47.90	20.59	6.38	32.19	-40.0	2.68	29.5	26.8	-	0	* Limit: 30 m
Hori.	393.239	QP	46.00	15.60	7.20	31.82	0.0	36.98	46.0	9.0	100	355	
Hori.	406.797	QP	49.50	15.92	7.29	31.84	0.0	40.87	46.0	5.1	100	284	
Hori.	433.918	QP	46.40	16.17	7.46	31.87	0.0	38.16	46.0	7.8	100	275	
Hori.	461.039	QP	47.10	16.84	7.61	31.90	0.0	39.65	46.0	6.4	189	323	
Hori.	474.599	QP	45.30	17.14	7.69	31.90	0.0	38.23	46.0	7.8	140	358	
Hori.	488.159	QP	48.50	17.58	7.76	31.91	0.0	41.93	46.0	**4.1**	181	284	
Hori.	501.716	QP	42.50	17.80	7.84	31.92	0.0	36.22	46.0	9.8	154	280	
Hori.	528.839	QP	43.40	17.64	8.00	31.98	0.0	37.06	46.0	8.9	187	22	
Hori.	610.199	QP	40.70	19.41	8.41	32.04	0.0	36.48	46.0	9.5	149	214	
Hori.	813.599	QP	38.60	20.78	9.47	31.85	0.0	37.00	46.0	9.0	100	337	
Vert.	27.12	QP	35.40	20.59	6.38	32.19	-40.00	-9.82	29.5	39.3	-	253	* Limit: 30 m
Vert.	40.678	QP	44.50	14.63	7.29	31.82	0.0	34.6	40.0	5.4	100	32	
Vert.	67.798	QP	47.90	6.80	7.39	31.81	0.0	30.3	40.0	9.7	100	64	
Vert.	433.919	QP	44.50	16.17	7.46	31.87	0.0	36.3	46.0	9.7	100	172	
Vert.	461.04	QP	44.80	16.84	7.61	31.90	0.0	37.4	46.0	8.7	148	359	
Vert.	488.16	QP	43.30	17.58	7.76	31.91	0.0	36.7	46.0	9.3	100	152	

Result = Reading + Ant Factor + Loss (Cable+ATT+ΔAF(above 30 MHz)) - Gain(Amprifier) + Distance factor(below 30 MHz)

* Other frequency noises omitted in this report were not seen or have enough margin (more than 20 dB).

* Carrier level (Result at 3 m): Hor= 42.7 dBuV/m, Ver= 59.1 dBuV/m

UL Japan, Inc.
Shonan EMC Lab.
1-22-3 Megumigaoka, Hiratsuka-shi, Kanagawa, Japan 259-1220
Telephone :+81 463 50 6400
Facsimile : +81 463 50 6401

Radiated Emission (Worst mode plot)

UL Japan, Inc.
Shonan EMC Lab. No.1/3 Semi Anechoic Chamber

Company:	NITTOKU CO.,LTD	Regulation:	FCC Part15 Subpart C 15.225	
Equipment:	HF-Band RFID READER/WRITER	Test Distance:	3m	
Model:	ITS-HRW110	Date:	September 20, 2021	September 22, 2021
Sample No.:	1	Temperature:	22 deg.C	25 deg.C
Power:	DC 12 V	Humidity:	50 %RH	46 %RH
Mode:	Transmitting 13.56 MHz	ENGINEER:	Yosuke Murakami	
EUT axis:	Below 30 MHz(Horizontal X-axis, Vertical X-axis), with Tag (ISO15693Tag 1)			
	Above 30 MHz(Horizontal X-axis, Vertical X-axis), with Tag (ISO15693Tag 1)			
Remarks:	These plots data contains sufficient number to show the trend of characteristic features for EUT.			

Spurious emission plot

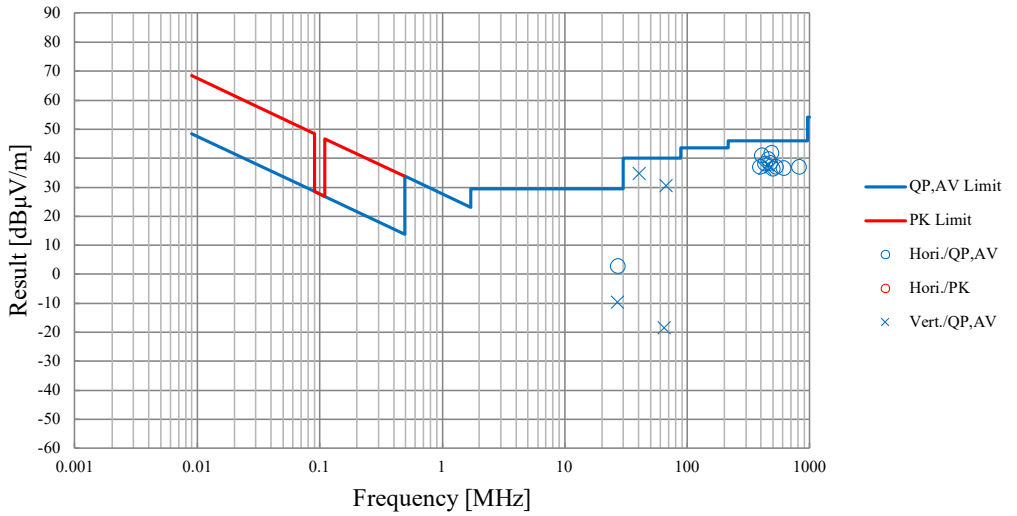

Within band plot

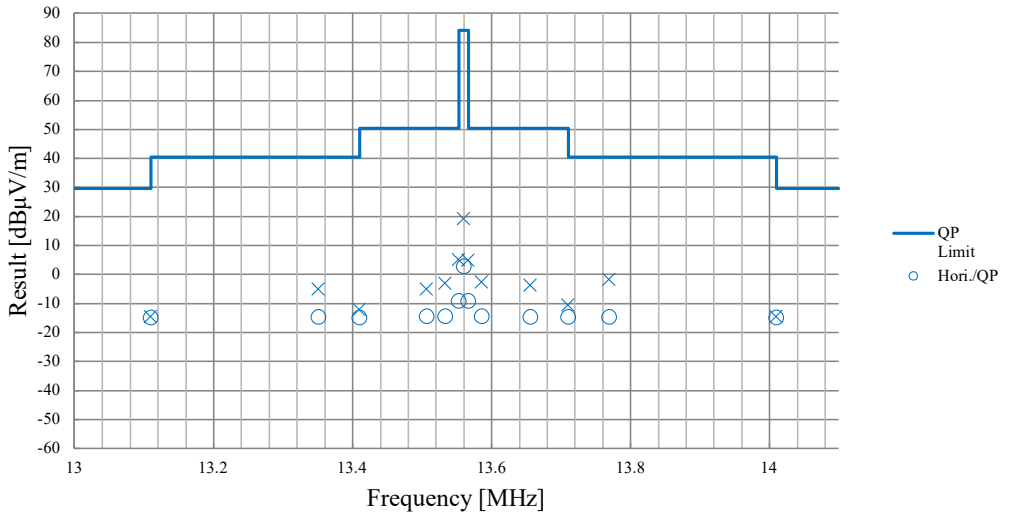

UL Japan, Inc.
Shonan EMC Lab.
1-22-3 Megumigaoka, Hiratsuka-shi, Kanagawa, Japan 259-1220
Telephone :+81 463 50 6400
Facsimile : +81 463 50 6401

Data of Frequency Tolerance

UL Japan, Inc.
Shonan EMC Lab. No.5 Shielded room

Company	NITTOKU CO.,LTD		
Equipment	HF-Band RFID READER/WRITER	Regulation	FCC Part15 Subpart C 15.225 (e)
Model	ITS-HRW110	Date	September 24, 2021
Serial No.	1	Temperature	22 deg.C
Power	DC 12 V	Humidity	49 %RH
Mode	Transmitting 13.56 MHz	ENGINEER	Hiromasa Sato

Temperature Variation: -20 deg.C

Test Conditions	Original Frequency (MHz)	Measure Frequency (MHz)	Frequency Error (MHz)	Frequency tolerance (%)	Limit (%)
startup	13.56	13.560070	0.000070	0.00051	0.010
after 2minutes	13.56	13.560061	0.000061	0.00045	0.010
after 5minutes	13.56	13.560119	0.000119	0.00088	0.010
after 10minutes	13.56	13.560151	0.000151	0.00111	0.010

Temperature Variation: -10 deg.C

Test Conditions	Original Frequency (MHz)	Measure Frequency (MHz)	Frequency Error (MHz)	Frequency tolerance (%)	Limit (%)
startup	13.56	13.560053	0.000053	0.00039	0.010
after 2minutes	13.56	13.560148	0.000148	0.00109	0.010
after 5minutes	13.56	13.560098	0.000098	0.00072	0.010
after 10minutes	13.56	13.560164	0.000164	0.00121	0.010

Temperature Variation: 0 deg.C

Test Conditions	Original Frequency (MHz)	Measure Frequency (MHz)	Frequency Error (MHz)	Frequency tolerance (%)	Limit (%)
startup	13.56	13.560095	0.000095	0.00070	0.010
after 2minutes	13.56	13.560061	0.000061	0.00045	0.010
after 5minutes	13.56	13.560112	0.000112	0.00082	0.010
after 10minutes	13.56	13.560102	0.000102	0.00075	0.010

Temperature Variation: 10 deg.C

Test Conditions	Original Frequency (MHz)	Measure Frequency (MHz)	Frequency Error (MHz)	Frequency tolerance (%)	Limit (%)
startup	13.56	13.560067	0.000067	0.00050	0.010
after 2minutes	13.56	13.560090	0.000090	0.00066	0.010
after 5minutes	13.56	13.560089	0.000089	0.00065	0.010
after 10minutes	13.56	13.560069	0.000069	0.00051	0.010

Temperature Variation: 20 deg.C

Test Conditions	Original Frequency (MHz)	Measure Frequency (MHz)	Frequency Error (MHz)	Frequency tolerance (%)	Limit (%)
startup	13.56	13.559995	-0.000005	-0.00004	0.010
after 2minutes	13.56	13.559994	-0.000006	-0.00004	0.010
after 5minutes	13.56	13.559974	-0.000026	-0.00019	0.010
after 10minutes	13.56	13.559964	-0.000036	-0.00026	0.010

Data of Frequency Tolerance

Temperature Variation: 30 deg.C

Test Conditions	Original Frequency (MHz)	Measure Frequency (MHz)	Frequency Error (MHz)	Frequency tolerance (%)	Limit (%)
startup	13.56	13.560025	0.000025	0.00019	0.010
after 2minutes	13.56	13.560065	0.000065	0.00048	0.010
after 5minutes	13.56	13.560029	0.000029	0.00021	0.010
after 10minutes	13.56	13.560036	0.000036	0.00027	0.010

Temperature Variation: 40 deg.C

Test Conditions	Original Frequency (MHz)	Measure Frequency (MHz)	Frequency Error (MHz)	Frequency tolerance (%)	Limit (%)
startup	13.56	13.560016	0.000016	0.00012	0.010
after 2minutes	13.56	13.560018	0.000018	0.00013	0.010
after 5minutes	13.56	13.560071	0.000071	0.00052	0.010
after 10minutes	13.56	13.560019	0.000019	0.00014	0.010

Temperature Variation: 50 deg.C

Test Conditions	Original Frequency (MHz)	Measure Frequency (MHz)	Frequency Error (MHz)	Frequency tolerance (%)	Limit (%)
startup	13.56	13.559957	-0.000043	-0.00032	0.010
after 2minutes	13.56	13.559900	-0.000100	-0.00074	0.010
after 5minutes	13.56	13.559988	-0.000012	-0.00009	0.010
after 10minutes	13.56	13.559947	-0.000053	-0.00039	0.010

UL Japan, Inc.
Shonan EMC Lab.
1-22-3 Megumigaoka, Hiratsuka-shi, Kanagawa 259-1220 JAPAN
Telephone : +81 463 50 6400
Facsimile : +81 463 50 6401

Data of Frequency Tolerance

UL Japan, Inc.
Shonan EMC Lab. No.5 Shielded room

Company	NITTOKU CO.,LTD		
Equipment	HF-Band RFID READER/WRITER	Regulation	FCC Part15 Subpart C 15.225 (e)
Model	ITS-HRW110	Date	September 24, 2021
Serial No.	1	Temperature	22 deg.C
Power	DC 12 V	Humidity	49 %RH
Mode	Transmitting 13.56 MHz	ENGINEER	Hiromasa Sato

Voltage Variation: DC 10.2 V
Temperature Variation: 20 deg.C

Test Conditions	Original Frequency (MHz)	Measure Frequency (MHz)	Frequency Error (MHz)	Frequency tolerance (%)	Limit (%)
startup	13.56	13.559989	-0.000011	-0.00008	0.010
after 2minutes	13.56	13.559972	-0.000028	-0.00021	0.010
after 5minutes	13.56	13.559961	-0.000039	-0.00028	0.010
after 10minutes	13.56	13.559981	-0.000019	-0.00014	0.010

Voltage Variation: DC 13.8 V
Temperature Variation: 20 deg.C

Test Conditions	Original Frequency (MHz)	Measure Frequency (MHz)	Frequency Error (MHz)	Frequency tolerance (%)	Limit (%)
startup	13.56	13.559902	-0.000098	-0.00072	0.010
after 2minutes	13.56	13.559947	-0.000053	-0.00039	0.010
after 5minutes	13.56	13.559906	-0.000094	-0.00070	0.010
after 10minutes	13.56	13.559946	-0.000054	-0.00040	0.010

20dB bandwidth & 99% Occupied bandwidth: FCC 15.215 / RSS-Gen

UL Japan, Inc.
Shonan EMC Lab. No.5 Shielded Room

Company:	NITTOKU CO.,LTD	Regulation:	FCC Part15 Subpart C 15.215
Equipment:	HF-Band RFID READER/WRITER		
Model:	ITS-HRW110	Date:	September 24, 2021
Sample No.:	1	Temperature:	22 deg.C
Power:	DC 12 V	Humidity:	49 %RH
Mode:	Transmitting 13.56 MHz : ISO15693Tag 1	ENGINEER:	Hiromasa Sato

20 dB Bandwidth: 423.261 kHz
99 % Occupied Bandwidth: 478.553 kHz

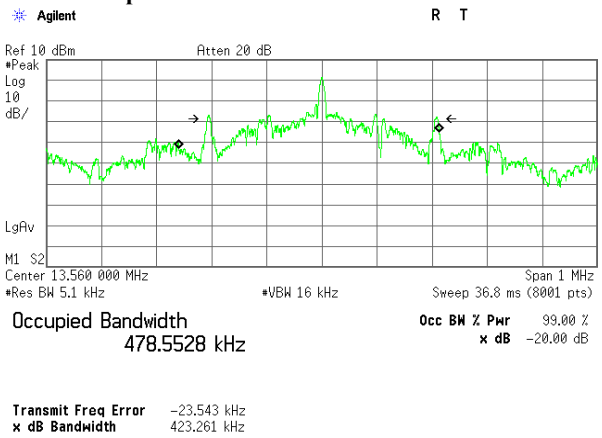

*Since the transmitter signal is CW-like it is impractical to use a RBW setting of 1 – 5% of the emission bandwidth since the emission bandwidth will be proportional to the RBW.

UL Japan, Inc.
Shonan EMC Lab.
1-22-3 Megumigaoka, Hiratsuka-shi, Kanagawa, Japan 259-1220
Telephone :+81 463 50 6400
Facsimile : +81 463 50 6401

APPENDIX 3

Test Instruments

EMI test equipment

Test Name	Local ID	LIMS ID	Description	Manufacturer	Model	Serial	Last Calibration Date	Calibration Interval (Month)
CE	SAT3-10	144960	Attenuator	JFW	50HF-003N	-	2021/08/16	12
CE	SCC-C9/C10/SRSE-03	145036	Coaxial Cable&RF Selector	Suhner/Suhner/TOYO	RG223U/141PE/NS4906	-/0901-271(RF Selector)	2021/04/12	12
CE	SLS-05	145542	LISN	Rohde & Schwarz	ENV216	100516	2021/02/12	12
CE	SOS-24	191841	Humidity Indicator	CUSTOM. Inc	CTH-201	-	2020/10/01	12
CE,RE	COTS-SEMI-5	170932	EMI Software	TSJ (Techno Science Japan)	TEPTO-DV3(RE,CE,ME,PE)	-	-	-
CE,RE	KJM-02	146432	Measure	TAJIMA	GL19-55	-	-	-
CE,RE	STR-08	150463	Test Receiver	Rohde & Schwarz	ESW44	101581	2020/12/02	12
CE,RE	STS-03	146210	Digital Hitester	HIOKI E.E. CORPORATION	3805-50	80997823	2021/09/14	12
RE	KAT6-04	144899	Attenuator	Inmet	18N-6dB	-	2020/12/10	12
RE	KJM-09	145929	Measure	VARIOUS	Any	-	-	-
RE	SAEC-01(NSA)	145597	Semi-Anechoic Chamber	TDK	SAEC-01(NSA)	1	2021/04/30	12
RE	SAEC-03(NSA)	145565	Semi-Anechoic Chamber	TDK	SAEC-03(NSA)	3	2021/04/27	12
RE	SAF-01	145003	Pre Amplifier	SONOMA	310N	290211	2021/02/10	12
RE	SAF-03	145126	Pre Amplifier	SONOMA	310N	290213	2021/02/10	12
RE	SAT3-09	144959	Attenuator	JFW	50HF-003N	-	2021/08/16	12
RE	SAT6-15	167096	Attenuator	JFW	50HF-006N	-	2021/02/10	12
RE	SBA-01	145161	Biconical Antenna	Schwarzbeck Mess-Elektronik OHG	BBA9106	91032664	2021/04/10	12
RE	SCC-A1/A3/A5/A7/A8/A13/SRSE-01	144967	Coaxial Cable&RF Selector	Fujikura/Fujikura/Suhner/Suhner/Suhner/Suhner/TOYO	8D2W/12DSFA/141PE/141PE/141PE/141PE/NS4906	-/0901-269(RF Selector)	2021/04/13	12
RE	SCC-A2/A4/A6/A7/A8/A13/SRSE-01	144968	Coaxial Cable&RF Selector	Fujikura/Fujikura/Suhner/Suhner/Suhner/Suhner/TOYO	8D2W/12DSFA/141PE/141PE/141PE/141PE/NS4906	-/0901-269(RF Selector)	2021/04/12	12
RE	SCC-C1/C2/C3/C4/C5/C10/SRSE-03	145171	Coaxial Cable&RF Selector	Fujikura/Fujikura/Suhner/Suhner/Suhner/Suhner/TOYO	8D2W/12DSFA/141PE/141PE/141PE/141PE/NS4906	-/0901-271(RF Selector)	2021/04/12	12
RE	SCC-M1	194601	Coaxial Cable	Fjikura	5D-2W	-	2020/12/10	12
RE	SLA-05	145527	Logperiodic Antenna	Schwarzbeck Mess-Elektronik OHG	VUSLP9111B	193	2021/04/10	12
RE	SLP-02	145536	Loop Antenna	Rohde & Schwarz	HFH2-Z2	100218	2021/04/06	12
RE	SOS-20	191837	Humidity Indicator	CUSTOM. Inc	CTH-201	-	2021/08/02	12
RE	SOS-23	191840	Humidity Indicator	CUSTOM. Inc	CTH-201	-	2021/08/02	12
RE	STR-01	145790	Test Receiver	Rohde & Schwarz	ESU40	100093	2021/04/27	12
RE	STS-01	145792	Digital Hitester	HIOKI E.E. CORPORATION	3805-50	80997812	2021/09/14	12
TF	KTS-07	145111	Digital Tester	SANWA	PC500	7019232	2021/09/14	12
TF	SCH-01	145200	Temperature and Humidity Chamber	Espec	PL-1KT	14020837	2021/04/02	12
TF	SOS-19	175823	Humidity Indicator	CUSTOM. Inc	CTH-201	-	2020/10/01	12
TF	SSA-03	145801	Spectrum Analyzer	Keysight Technologies Inc	E4448A	MY48250152	2021/08/09	12
TF	SSCA-01	146178	Search coil	Langer	RF-R 400-1	02-0634	-	-

*Hyphens for Last Calibration Date and Cal Int (month) are instruments that Calibration is not required (e.g. software), or instruments checked in advance before use.

The expiration date of the calibration is the end of the expired month.
As for some calibrations performed after the tested dates , those test equipment have been controlled by means of an unbroken chains of calibrations.

All equipment is calibrated with valid calibrations . Each measurement data is traceable to the national or international standards
Test Item:
CE: Conducted emission,
RE: Radiated emission,
TF:Test Fixture

End of Report