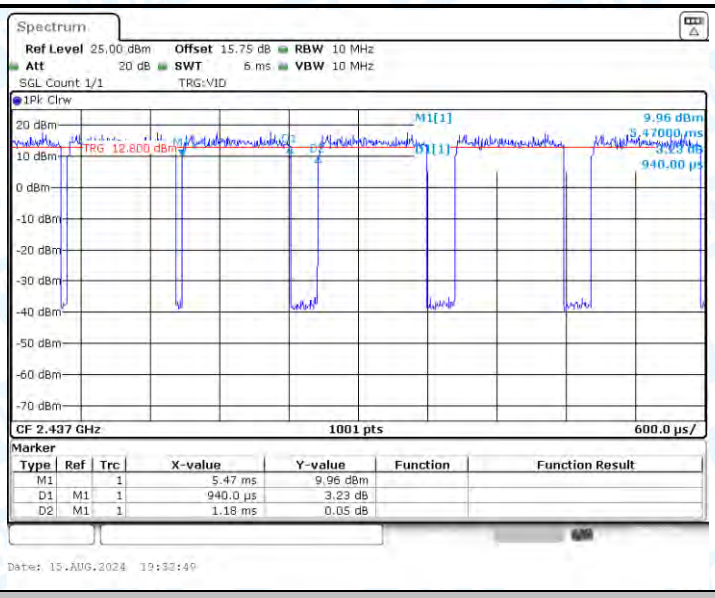

11N40MIMO_Ant2_2437

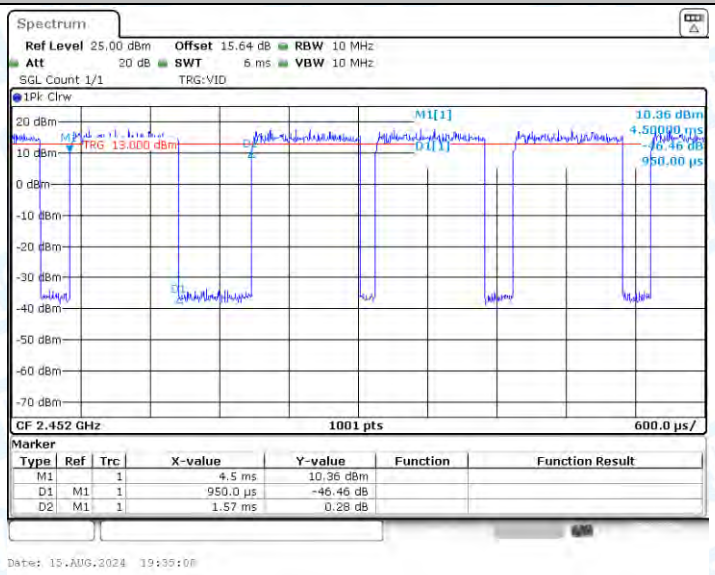

11N40MIMO_Ant1_2452

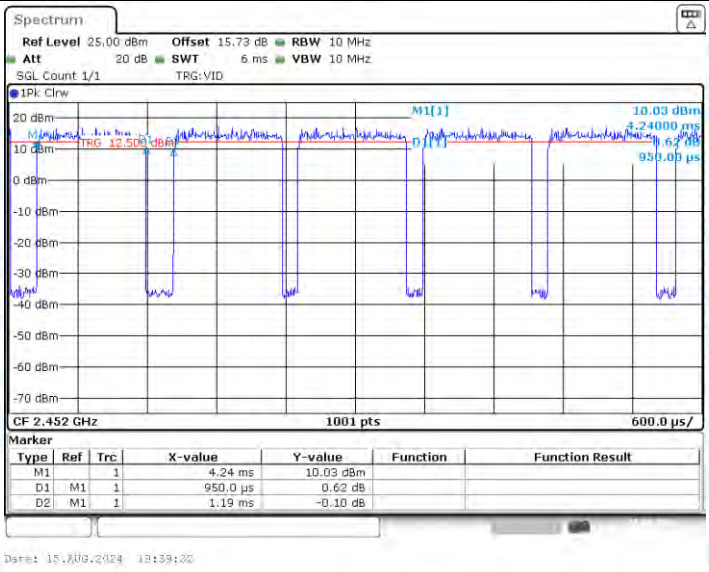

11N40MIMO_Ant2_2452

8. Emissions in Restricted Bands

8.1.Test Result

TestMode	Antenna	ChName	Channel	Detector	Freq [MHz]	Result [dBm]	Limit [dBm]	Verdict
11B-CDD	Ant1	Low	2412	AV	2310.000	-50.35	≤-41.20	PASS
				AV	2386.290	-44.01	≤-41.20	PASS
				AV	2390.000	-47.64	≤-41.20	PASS
				Peak	2310.000	-41.64	≤-21.20	PASS
				Peak	2385.725	-34.89	≤-21.20	PASS
				Peak	2390.000	-38.74	≤-21.20	PASS
	Ant2	Low	2412	AV	2310.000	-50.59	≤-41.20	PASS
				AV	2386.101	-46.26	≤-41.20	PASS
				AV	2390.000	-49.59	≤-41.20	PASS
				Peak	2310.000	-40.74	≤-21.20	PASS
				Peak	2386.478	-36.22	≤-21.20	PASS
				Peak	2390.000	-39.09	≤-21.20	PASS
	total	Low	2412	AV	2310.000	-47.46	≤-41.20	PASS
				AV	2386.101	-41.98	≤-41.20	PASS
				AV	2390.000	-45.50	≤-41.20	PASS
				Peak	2310.000	-38.16	≤-21.20	PASS
				Peak	2386.478	-32.49	≤-21.20	PASS
				Peak	2390.000	-35.90	≤-21.20	PASS
	Ant1	High	2462	AV	2483.500	-46.99	≤-41.20	PASS
				AV	2487.507	-46.33	≤-41.20	PASS
				AV	2500.000	-48.04	≤-41.20	PASS
				Peak	2483.500	-38.7	≤-21.20	PASS
				Peak	2485.754	-37.04	≤-21.20	PASS
				Peak	2500.000	-39.2	≤-21.20	PASS
	Ant2	High	2462	AV	2483.500	-48.29	≤-41.20	PASS
				AV	2486.551	-46.85	≤-41.20	PASS
				AV	2500.000	-49.22	≤-41.20	PASS
				Peak	2483.500	-39.33	≤-21.20	PASS
				Peak	2498.029	-37.42	≤-21.20	PASS
				Peak	2500.000	-41.26	≤-21.20	PASS
	total	High	2462	AV	2483.500	-44.58	≤-41.20	PASS
				AV	2486.551	-43.57	≤-41.20	PASS
				AV	2500.000	-45.58	≤-41.20	PASS
				Peak	2483.500	-35.99	≤-21.20	PASS
				Peak	2498.029	-34.22	≤-21.20	PASS
				Peak	2500.000	-37.10	≤-21.20	PASS
11G-CDD	Ant1	Low	2412	AV	2310.000	-50.06	≤-41.20	PASS
				AV	2332.029	-44.79	≤-41.20	PASS
				AV	2390.000	-48.12	≤-41.20	PASS
				Peak	2310.000	-41.42	≤-21.20	PASS

				Peak	2388.928	-37.23	≤-21.20	PASS
				Peak	2390.000	-38.36	≤-21.20	PASS
	Ant2	Low	2412	AV	2310.000	-50.51	≤-41.20	PASS
				AV	2389.870	-44.51	≤-41.20	PASS
				AV	2390.000	-44.17	≤-41.20	PASS
				Peak	2310.000	-42.64	≤-21.20	PASS
				Peak	2389.493	-28.55	≤-21.20	PASS
				Peak	2390.000	-29.98	≤-21.20	PASS
	total	Low	2412	AV	2310.000	-47.27	≤-41.20	PASS
				AV	2389.870	-41.64	≤-41.20	PASS
				AV	2390.000	-42.70	≤-41.20	PASS
				Peak	2310.000	-38.98	≤-21.20	PASS
				Peak	2389.493	-28.00	≤-21.20	PASS
				Peak	2390.000	-29.39	≤-21.20	PASS
	Ant1	High	2462	AV	2483.500	-45.98	≤-41.20	PASS
				AV	2483.522	-45.98	≤-41.20	PASS
				AV	2500.000	-49.37	≤-41.20	PASS
				Peak	2483.500	-29.13	≤-21.20	PASS
				Peak	2484.159	-28.44	≤-21.20	PASS
				Peak	2500.000	-39.49	≤-21.20	PASS
	Ant2	High	2462	AV	2483.500	-45.94	≤-41.20	PASS
				AV	2483.522	-45.94	≤-41.20	PASS
				AV	2500.000	-49.76	≤-41.20	PASS
				Peak	2483.500	-34.84	≤-21.20	PASS
				Peak	2484.638	-32.17	≤-21.20	PASS
				Peak	2500.000	-40.79	≤-21.20	PASS
	total	High	2462	AV	2483.500	-42.95	≤-41.20	PASS
				AV	2483.522	-42.95	≤-41.20	PASS
				AV	2500.000	-46.55	≤-41.20	PASS
				Peak	2483.500	-28.10	≤-21.20	PASS
				Peak	2484.638	-26.91	≤-21.20	PASS
				Peak	2500.000	-37.08	≤-21.20	PASS
11N20MIMO	Ant1	Low	2412	AV	2310.000	-51.07	≤-41.20	PASS
				AV	2332.029	-45.12	≤-41.20	PASS
				AV	2390.000	-47.71	≤-41.20	PASS
				Peak	2310.000	-41.12	≤-21.20	PASS
				Peak	2331.841	-36.93	≤-21.20	PASS
				Peak	2390.000	-37.19	≤-21.20	PASS
	Ant2	Low	2412	AV	2310.000	-51.49	≤-41.20	PASS
				AV	2341.261	-48.09	≤-41.20	PASS
				AV	2390.000	-48.3	≤-41.20	PASS
				Peak	2310.000	-41.69	≤-21.20	PASS
				Peak	2340.319	-37.84	≤-21.20	PASS
				Peak	2390.000	-38.1	≤-21.20	PASS
	total	Low	2412	AV	2310.000	-48.26	≤-41.20	PASS

				AV	2341.261	-43.35	≤-41.20	PASS
				AV	2390.000	-44.98	≤-41.20	PASS
				Peak	2310.000	-38.39	≤-21.20	PASS
				Peak	2340.319	-34.35	≤-21.20	PASS
				Peak	2390.000	-34.61	≤-21.20	PASS
	Ant1	High	2462	AV	2483.500	-44.68	≤-41.20	PASS
				AV	2483.522	-44.68	≤-41.20	PASS
				AV	2500.000	-48.64	≤-41.20	PASS
				Peak	2483.500	-29.22	≤-21.20	PASS
				Peak	2483.522	-29.22	≤-21.20	PASS
				Peak	2500.000	-40.66	≤-21.20	PASS
	Ant2	High	2462	AV	2483.500	-45.43	≤-41.20	PASS
				AV	2483.522	-45.43	≤-41.20	PASS
				AV	2500.000	-49.82	≤-41.20	PASS
				Peak	2483.500	-33.95	≤-21.20	PASS
				Peak	2484.957	-33.81	≤-21.20	PASS
				Peak	2500.000	-40.66	≤-21.20	PASS
	total	High	2462	AV	2483.500	-42.03	≤-41.20	PASS
				AV	2483.522	-42.03	≤-41.20	PASS
				AV	2500.000	-46.18	≤-41.20	PASS
				Peak	2483.500	-27.96	≤-21.20	PASS
				Peak	2484.957	-27.92	≤-21.20	PASS
				Peak	2500.000	-37.65	≤-21.20	PASS
11N40MIMO	Ant1	Low	2422	AV	2310.000	-49.93	≤-41.20	PASS
				AV	2342.014	-44.23	≤-41.20	PASS
				AV	2390.000	-47.37	≤-41.20	PASS
				Peak	2310.000	-42.14	≤-21.20	PASS
				Peak	2389.493	-34.23	≤-21.20	PASS
				Peak	2390.000	-35.36	≤-21.20	PASS
	Ant2	Low	2422	AV	2310.000	-50.99	≤-41.20	PASS
				AV	2389.870	-47.09	≤-41.20	PASS
				AV	2390.000	-47.11	≤-41.20	PASS
				Peak	2310.000	-41.77	≤-21.20	PASS
				Peak	2388.739	-34.05	≤-21.20	PASS
				Peak	2390.000	-37.06	≤-21.20	PASS
	total	Low	2422	AV	2310.000	-47.42	≤-41.20	PASS
				AV	2389.870	-42.42	≤-41.20	PASS
				AV	2390.000	-44.23	≤-41.20	PASS
				Peak	2310.000	-38.94	≤-21.20	PASS
				Peak	2388.739	-31.13	≤-21.20	PASS
				Peak	2390.000	-33.12	≤-21.20	PASS
	Ant1	High	2452	AV	2483.500	-44.19	≤-41.20	PASS
				AV	2484.478	-43.52	≤-41.20	PASS
				AV	2500.000	-49.04	≤-41.20	PASS
				Peak	2483.500	-31.46	≤-21.20	PASS

				Peak	2484.478	-31.39	≤-21.20	PASS
				Peak	2500.000	-40.06	≤-21.20	PASS
	Ant2	High	2452	AV	2483.500	-45.81	≤-41.20	PASS
				AV	2484.478	-45.56	≤-41.20	PASS
				AV	2500.000	-49.35	≤-41.20	PASS
				Peak	2483.500	-31.78	≤-21.20	PASS
				Peak	2483.681	-31.63	≤-21.20	PASS
				Peak	2500.000	-39.44	≤-21.20	PASS
	total	High	2452	AV	2483.500	-41.91	≤-41.20	PASS
				AV	2484.478	-41.41	≤-41.20	PASS
				AV	2500.000	-46.18	≤-41.20	PASS
				Peak	2483.500	-28.61	≤-21.20	PASS
				Peak	2483.681	-28.50	≤-21.20	PASS
				Peak	2500.000	-36.73	≤-21.20	PASS

Note：

1. The Antenna Gain is compensated in the graph.
2. The limit in dBm for average detector is conversion from 54dBuV/m, according to 15.209(a). The limit in dBm for peak detector is 20dB above the limit of average detector in dBm.
3. The Duty Cycle Factor is compensated in the graph.

8.2.Test Graphs

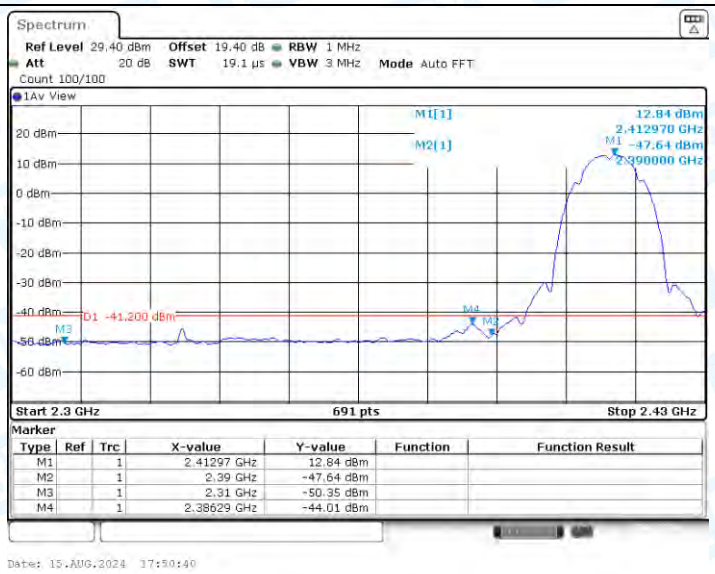

11B-CDD_Ant1_Low_2412_AV

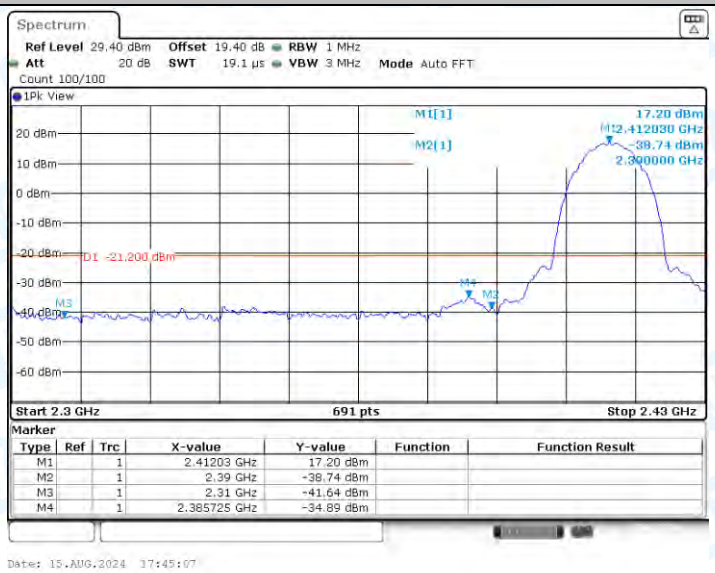

11B-CDD_Ant1_Low_2412_Peak

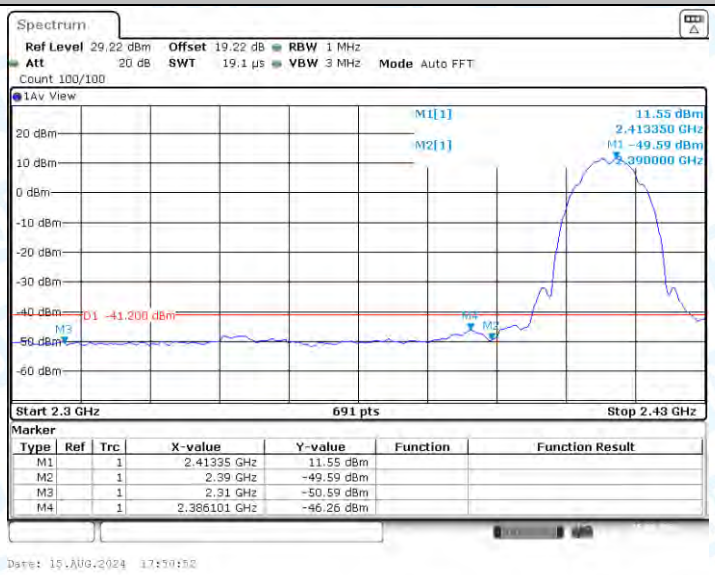

11B-CDD_Ant2_Low_2412_AV

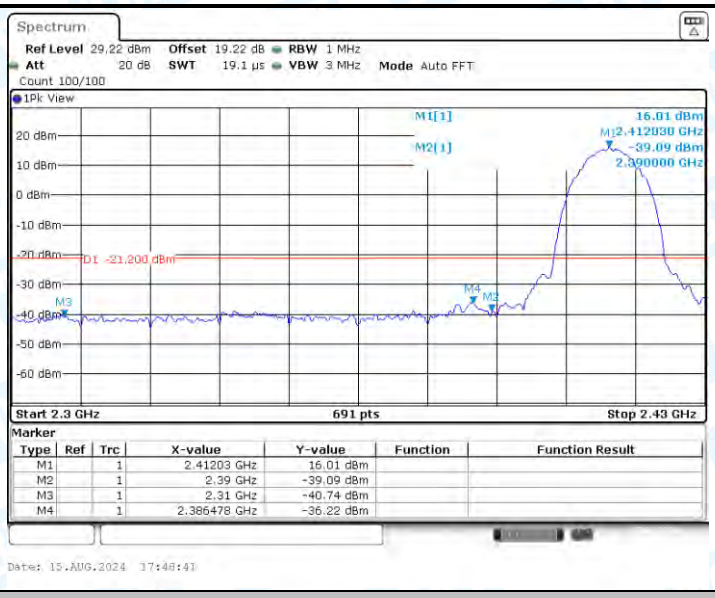

11B-CDD_Ant2_Low_2412_Peak

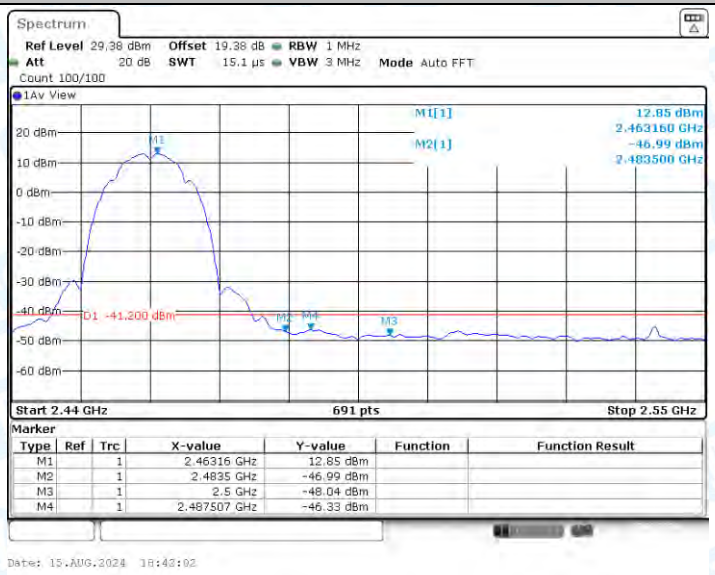

11B-CDD_Ant1_High_2462_AV

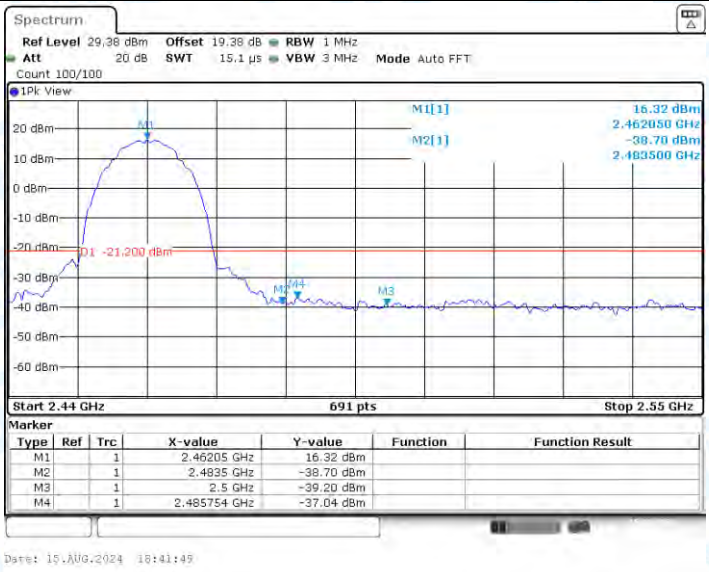

11B-CDD_Ant1_High_2462_Peak

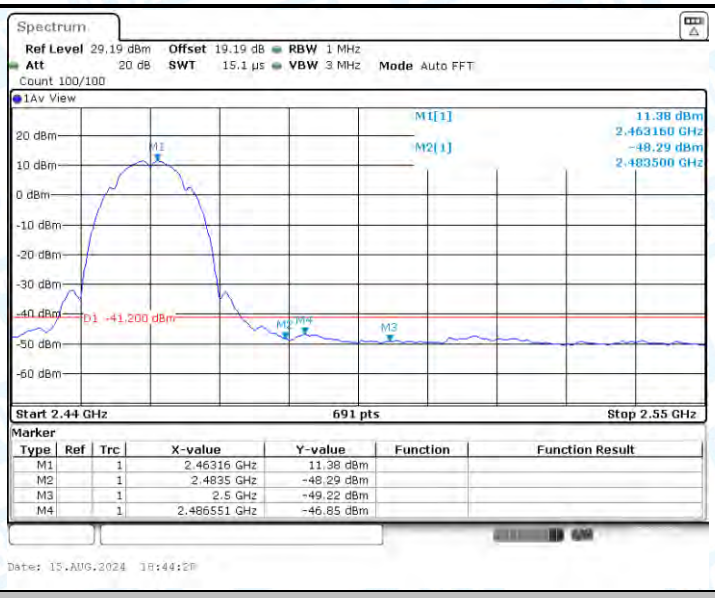

11B-CDD_Ant2_High_2462_AV

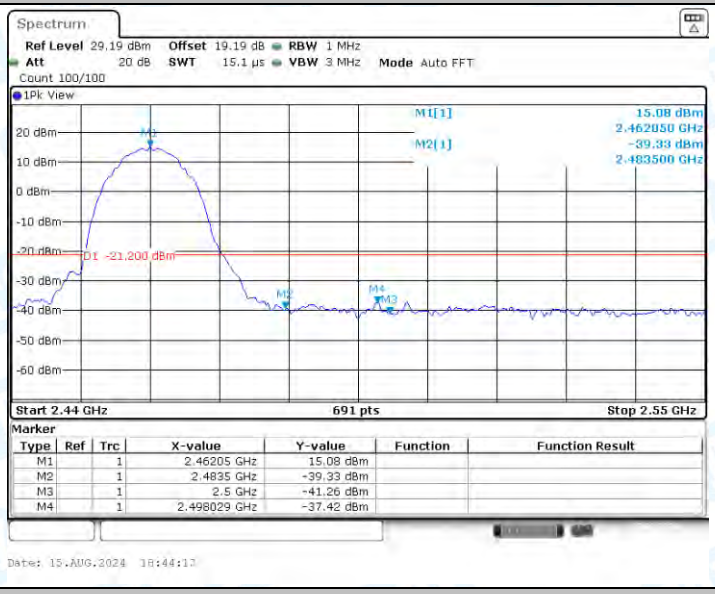

11B-CDD_Ant2_High_2462_Peak

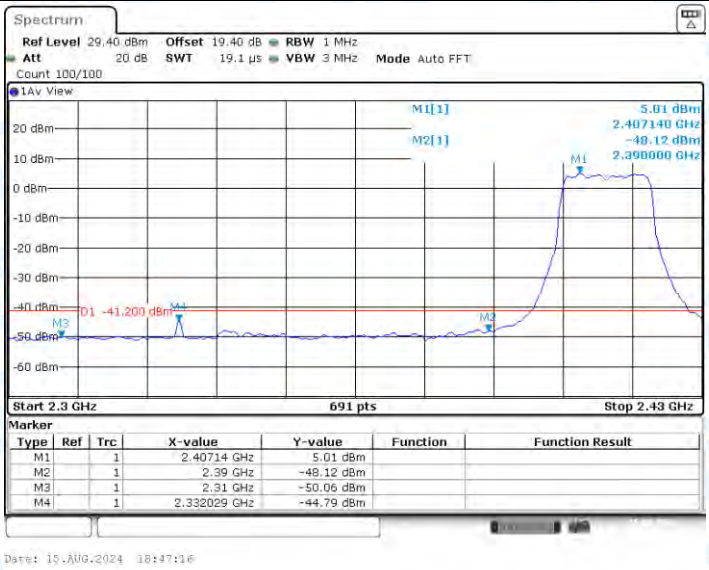

11G-CDD_Ant1_Low_2412_AV

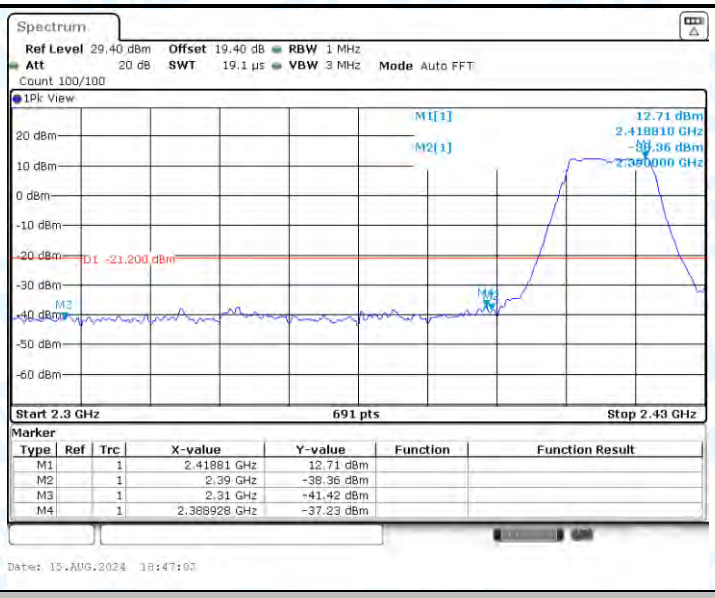

11G-CDD_Ant1_Low_2412_Peak

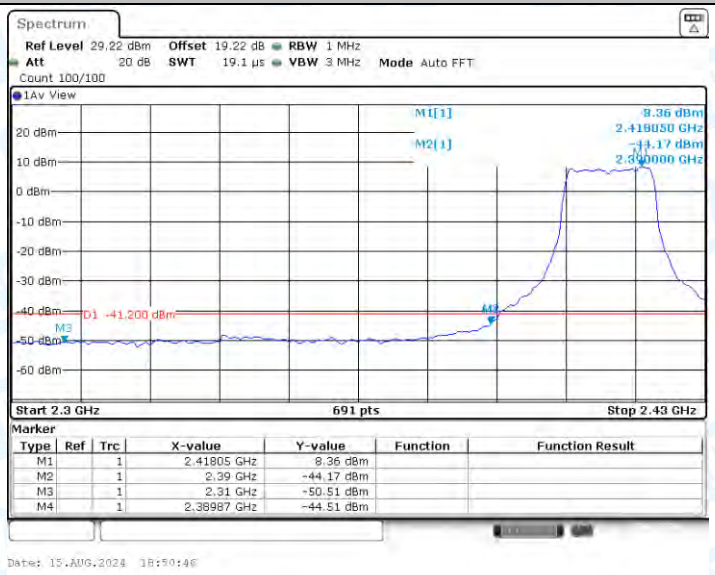

11G-CDD_Ant2_Low_2412_AV

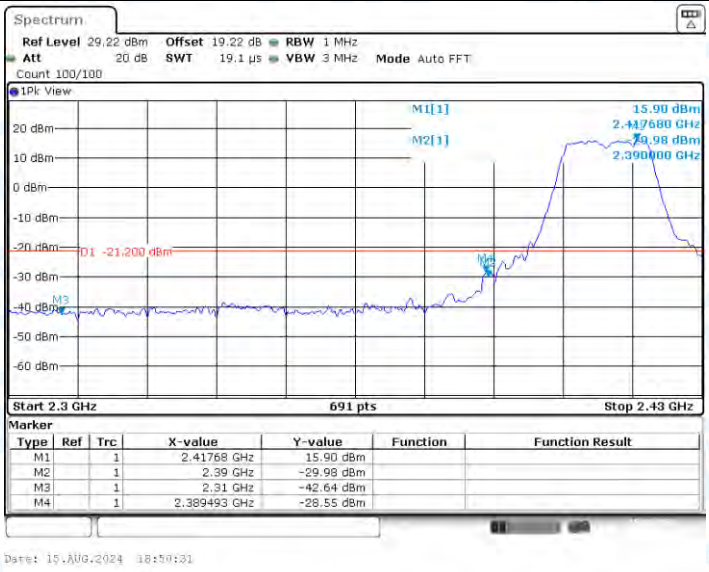

11G-CDD_Ant2_Low_2412_Peak

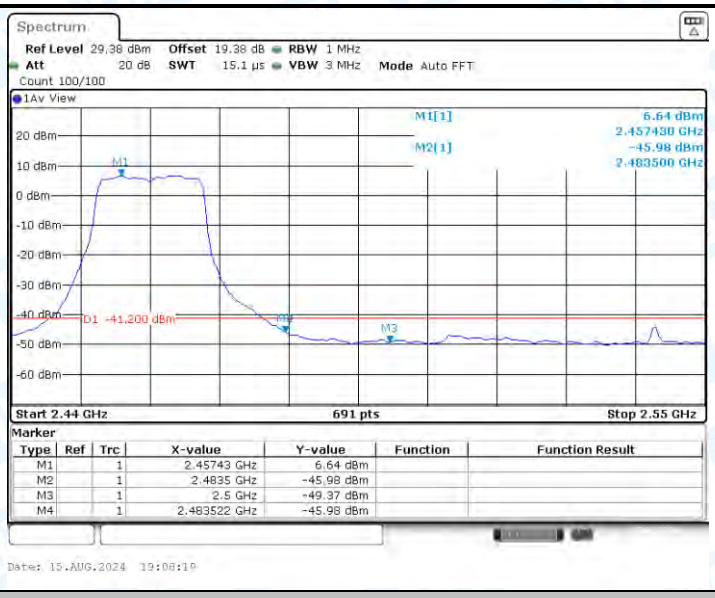

11G-CDD_Ant1_High_2462_AV

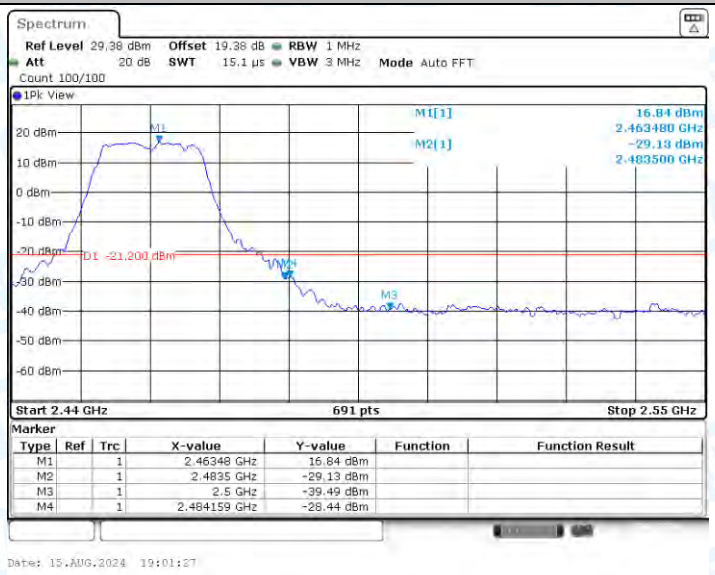

11G-CDD_Ant1_High_2462_Peak

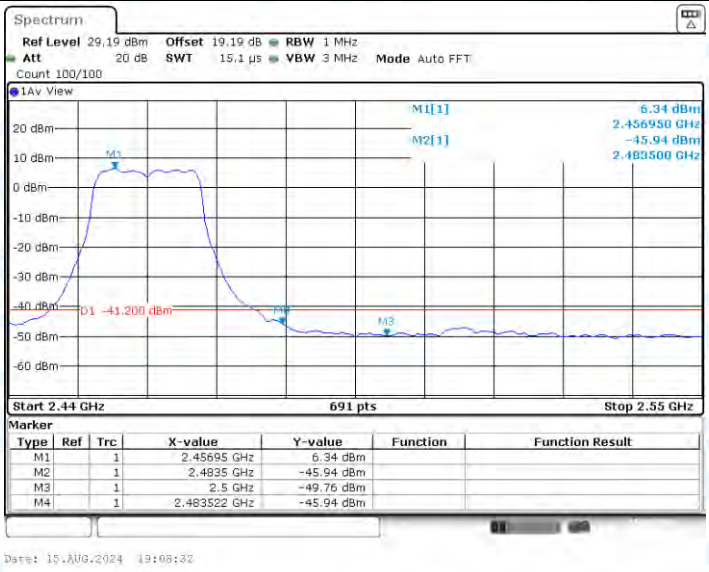

11G-CDD_Ant2_High_2462_AV

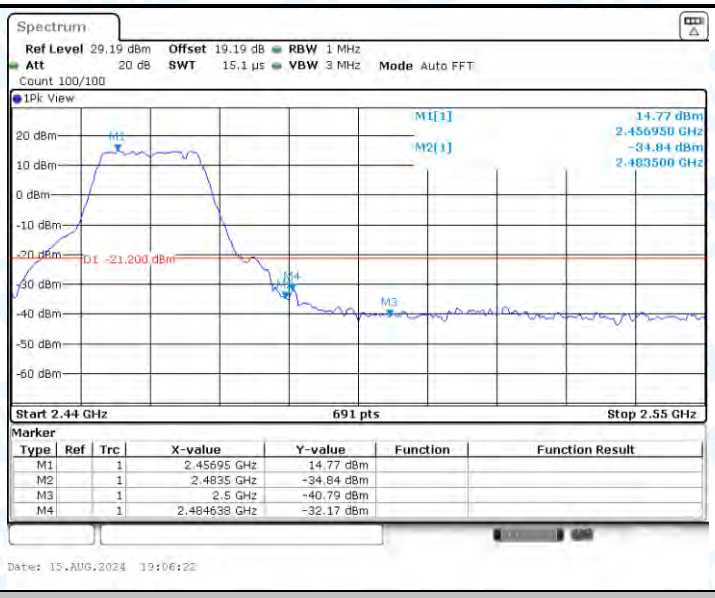

11G-CDD_Ant2_High_2462_Peak

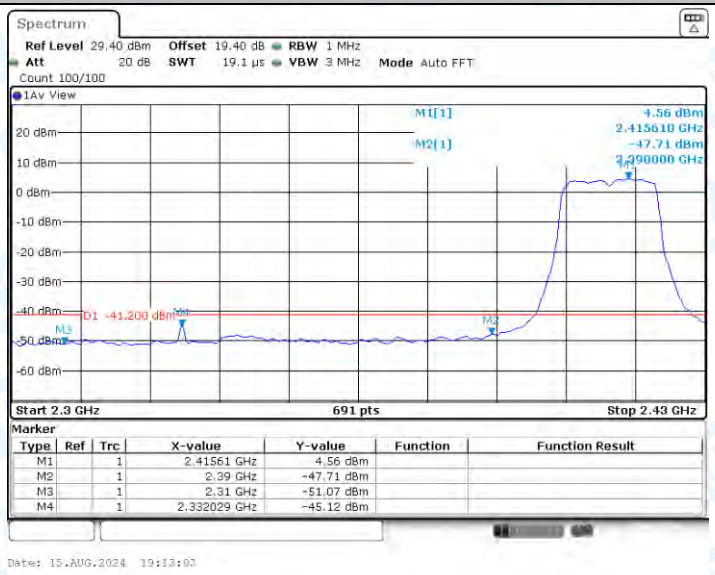

11N20MIMO_Ant1_Low_2412_AV

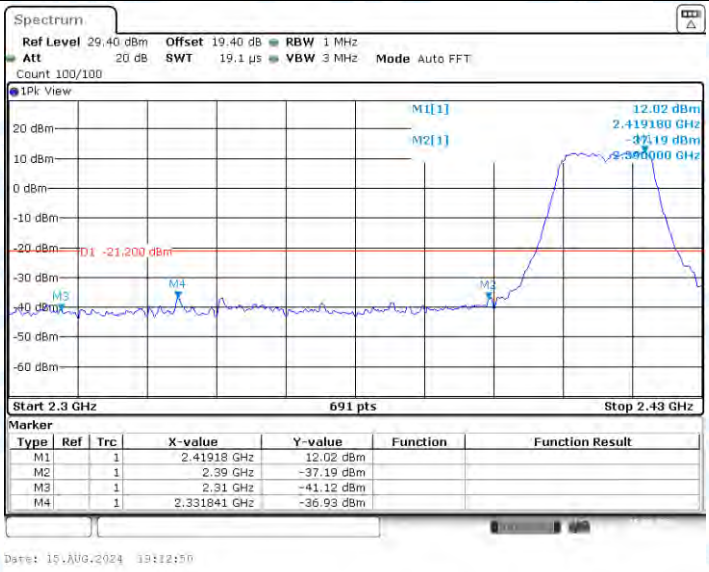

11N20MIMO_Ant1_Low_2412_Peak

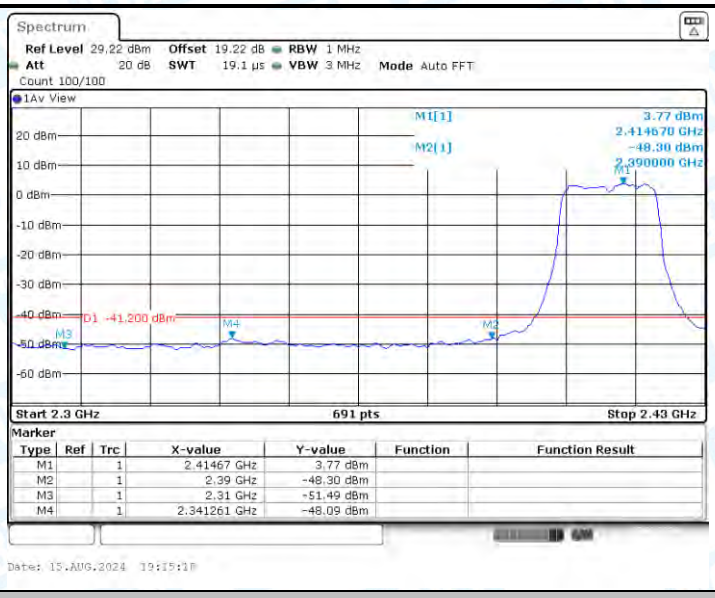

11N20MIMO_Ant2_Low_2412_AV

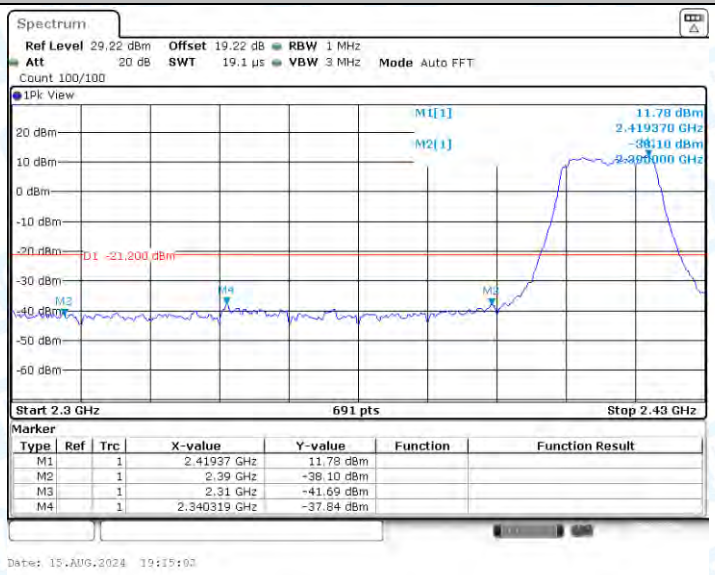

11N20MIMO_Ant2_Low_2412_Peak

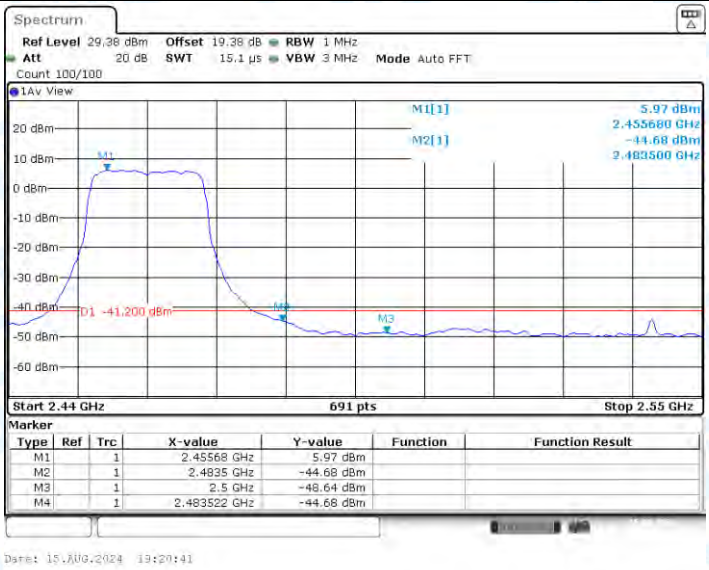

11N20MIMO_Ant1_High_2462_AV

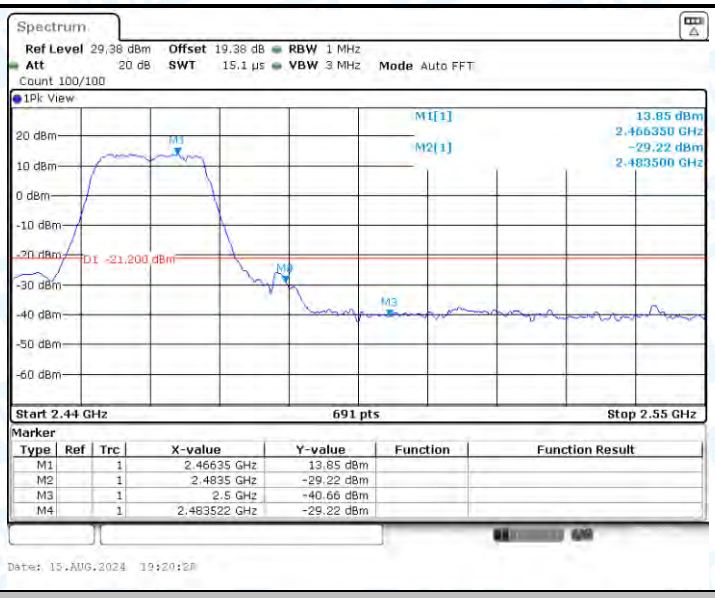

11N20MIMO_Ant1_High_2462_Peak

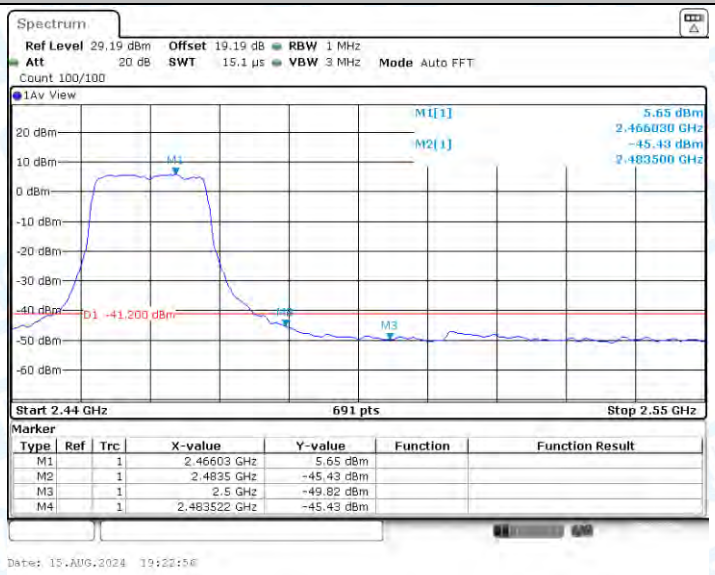

11N20MIMO_Ant2_High_2462_AV

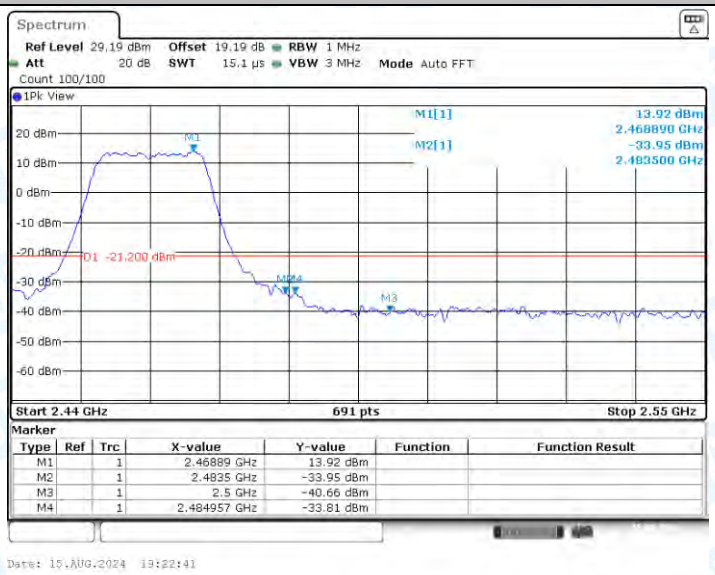

11N20MIMO_Ant2_High_2462_Peak

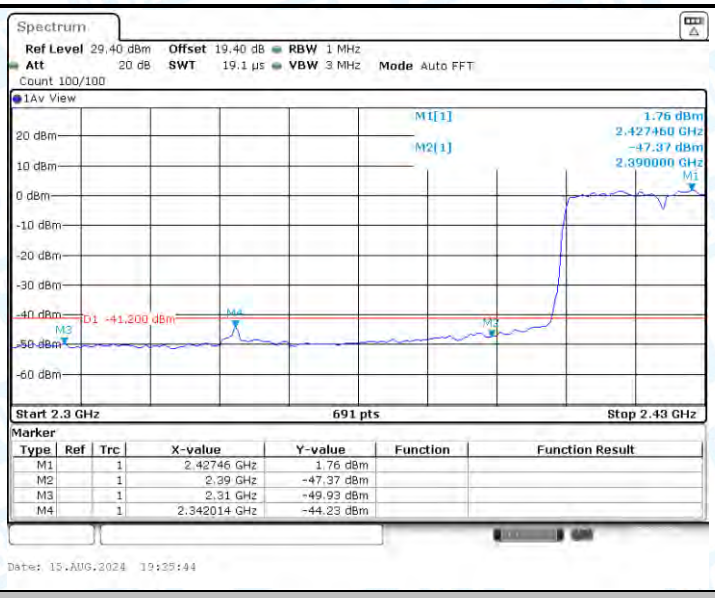

11N40MIMO_Ant1_Low_2422_AV

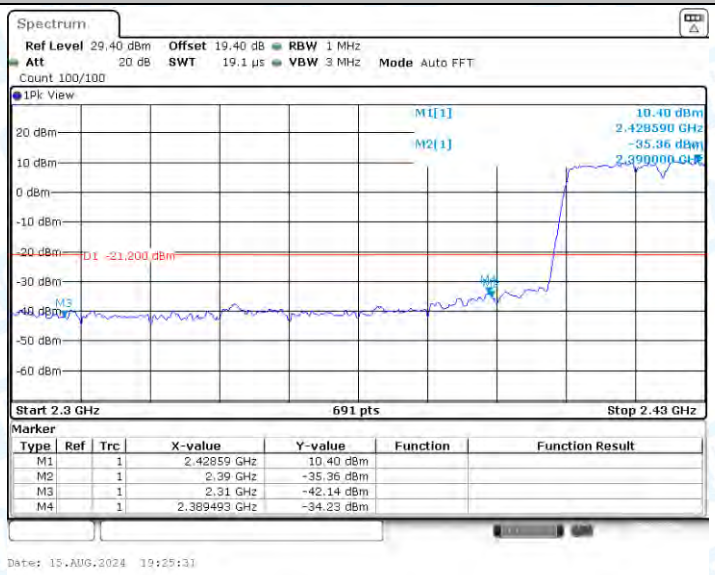

11N40MIMO_Ant1_Low_2422_Peak

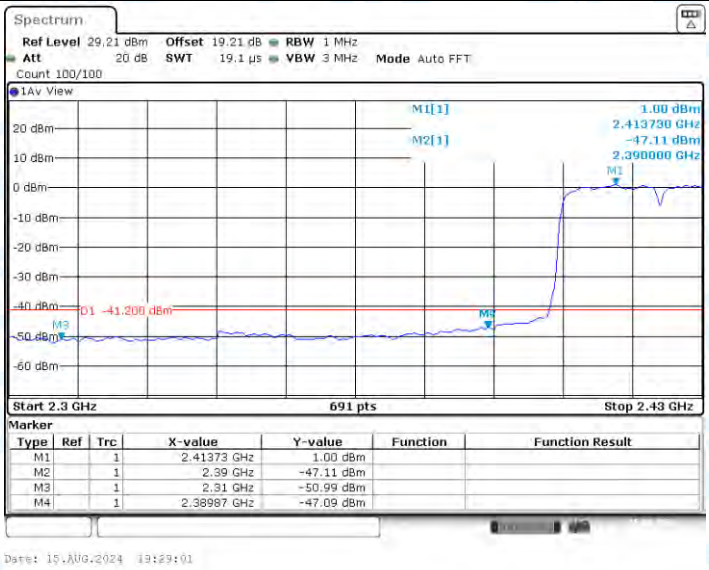

11N40MIMO_Ant2_Low_2422_AV

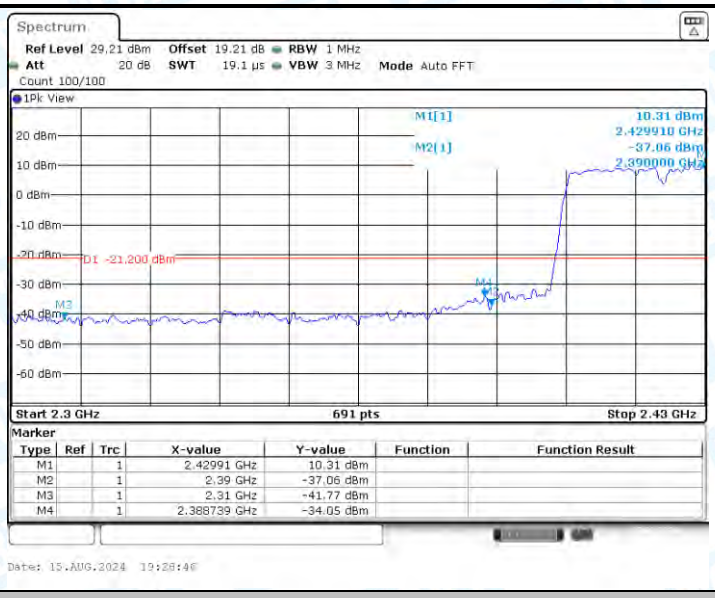

11N40MIMO_Ant2_Low_2422_Peak

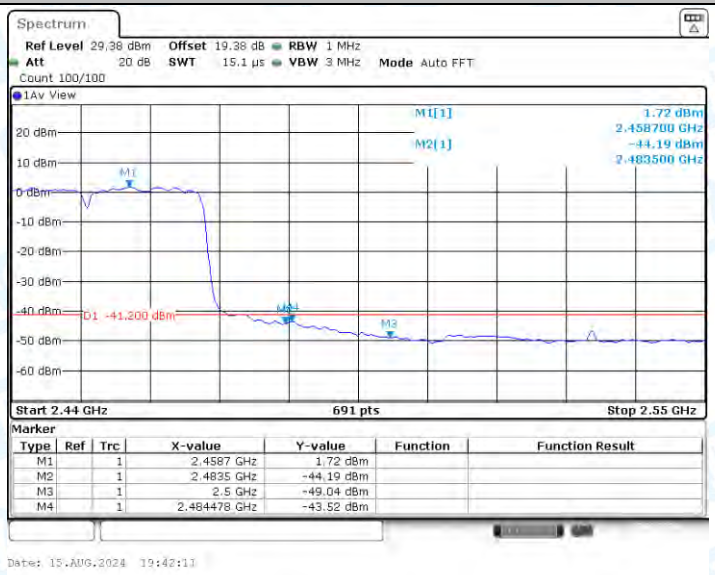

11N40MIMO_Ant1_High_2452_AV

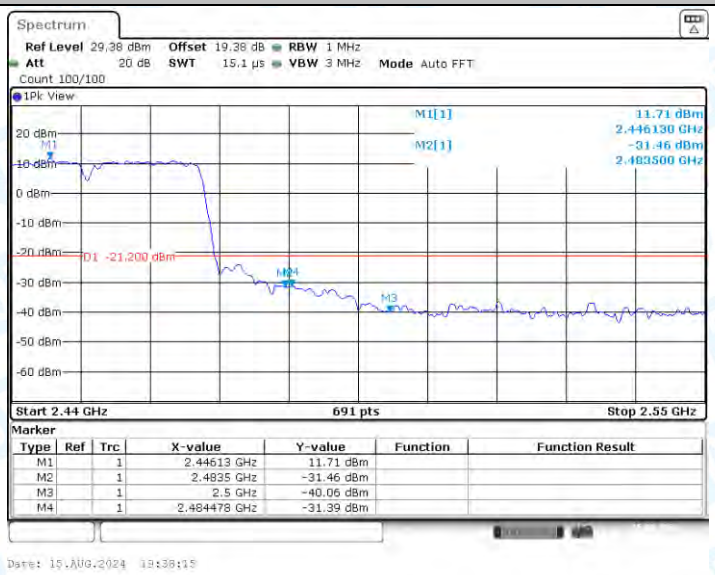

11N40MIMO_Ant1_High_2452_Peak

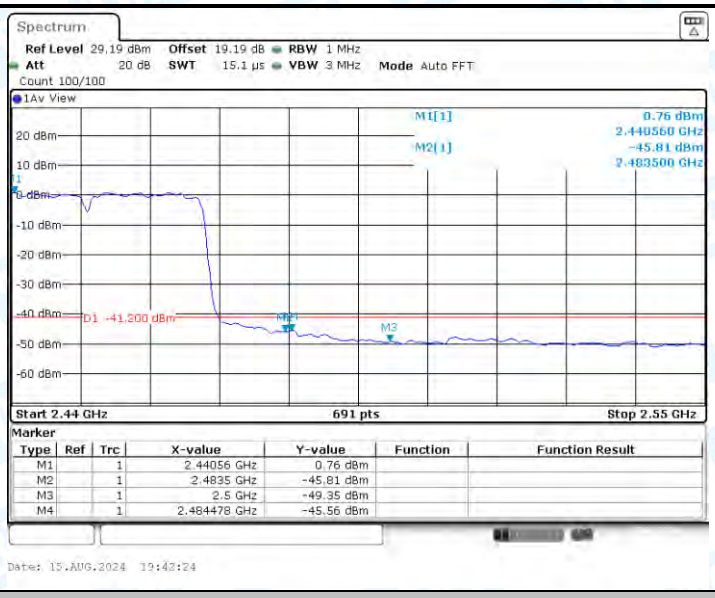

11N40MIMO_Ant2_High_2452_AV

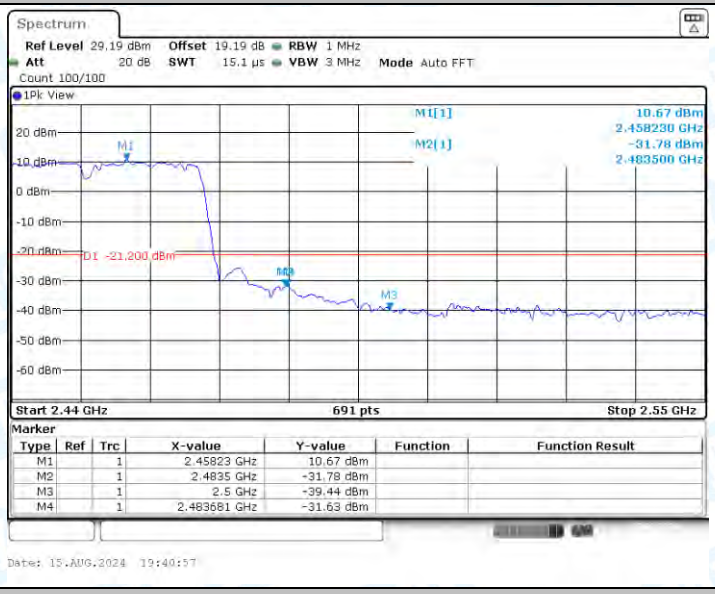

11N40MIMO_Ant2_High_2452_Peak

-----End of the report-----