SAR Test Report

Report No.: AGC10211210501FH01

FCC ID	:	2A2EB-V20
APPLICATION PURPOSE	:	Original Equipment
PRODUCT DESIGNATION	:	Smartphone
BRAND NAME	:	Vortex
MODEL NAME	:	V20
APPLICANT	:	MCMLXV
DATE OF ISSUE	:	Jul. 09,2021
STANDARD(S)	:	IEEE Std. 1528:2013 FCC 47 CFR Part 2§2.1093:2013 IEEE Std C95.1 ™-2005 IEC 62209-1: 2016
REPORT VERSION	:	V1.0

Attestation of Global Compliance(Shenzhen) Co., Ltd.

Any report having not been signed by authorized approver, or having been altered without authorization, or having not been stamped by the "Dedicated Testing/Inspection Stamp" is deemed to be invalid. Copying or excerpting portion of, or altering the content of the report is not permitted without the written authorization of AGC. The test results presented in the report apply only to the tested sample. Any objections to report issued by AGC should be submitted to AGC within 15days after the issuance of the test report. Further enquiry of validity or verification of the test report should be addressed to AGC by agc@agc-cert.com.

Attestation of Global Compliance(Shenzhen)Co., Ltd
Attestation of Global Compliance(Shenzhen)Std & Tech Co., Ltd
Tel: +86-755 2523 4088 E-mail: agc@agc-cert.com Web: http://cn.agc-cert.com/

Report Revise Record

Report Version	Revise Time	Issued Date	Valid Version	Notes
V1.0	/	Jul. 09,2021	Valid	Initial Release

Any report having not been signed by authorized approver, or having been altered without authorization, or having not been stamped by the "Dedicated Testing/Inspection Stamp" is deemed to be invalid. Copying or excerpting portion of, or altering the content of the report is not permitted without the written authorization of AGC. The test results presented in the report apply only to the tested sample. Any objections to report issued by AGC should be submitted to AGC within 15days after the issuance of the test report. Further enquiry of validity or verification of the test report should be addressed to AGC by agc@agc-cert.com.

Attestation of Global Compliance(Shenzhen)Co., Ltd
Attestation of Global Compliance(Shenzhen)Std & Tech Co., Ltd
Tel: +86-755 2523 4088 E-mail: agc@agc-cert.com Web: http://cn.agc-cert.com/

Test Report

Applicant Name	MCMLXV
Applicant Address	1309 Coffeen Ave Suite 1200 Sheridan WY 82801 US
Manufacturer Name	MCMLXV
Manufacturer Address	1309 Coffeen Ave Suite 1200 Sheridan WY 82801 US
Factory Name	MCMLXV
Factory Address	1309 Coffeen Ave Suite 1200 Sheridan WY 82801 US
Product Designation	Smartphone
Brand Name	Vortex
Model Name	V20
EUT Voltage	DC3.8V by battery
Applicable Standard	IEEE Std. 1528:2013 FCC 47 CFR Part 2§2.1093:2013 IEEE Std C95.1 ™-2005 IEC 62209-1: 2016
Test Date	May 26,2021 to Jun. 09,2021
Report Template	AGCRT-US-4G/SAR (2021-04-20)

Note: The results of testing in this report apply to the product/system which was tested only.

Prepared By Thea Huang

Thea Huang (Project Engineer) Jun. 09,2021

Reviewed By Angela Li

Angela Li (Reviewer) Jul. 09,2021

Approved By Forrest Lei

Forrest Lei (Authorized Officer) Jul. 09,2021

Any report having not been signed by authorized approver, or having been altered without authorization, or having not been stamped by the "Dedicated Testing/Inspection Stamp" is deemed to be invalid. Copying or excerpting portion of, or altering the content of the report is not permitted without the written authorization of AGC. The test results presented in the report apply only to the tested sample. Any objections to report issued by AGC should be submitted to AGC within 15days after the issuance of the test report. Further enquiry of validity or verification of the test report should be addressed to AGC by agc@agc-cert.com.

Attestation of Global Compliance(Shenzhen)Co., Ltd
Attestation of Global Compliance(Shenzhen)Std & Tech Co., Ltd
Tel: +86-755 2523 4088 E-mail: agc@agc-cert.com Web: http://cn.agc-cert.com/

TABLE OF CONTENTS

1. SUMMARY OF MAXIMUM SAR VALUE 5

2. GENERAL INFORMATION 6

2.1. EUT DESCRIPTION 6

3. SAR MEASUREMENT SYSTEM 8

3.1. THE SATIMO SYSTEM USED FOR PERFORMING COMPLIANCE TESTS CONSISTS OF FOLLOWING ITEMS 8
3.2. COMOSAR E-FIELD PROBE 9
3.3. ROBOT 9
3.4. VIDEO POSITIONING SYSTEM 10
3.5. DEVICE HOLDER 10
3.6. SAM TWIN PHANTOM 11

4. SAR MEASUREMENT PROCEDURE 12

4.1. SPECIFIC ABSORPTION RATE (SAR) 12
4.2. SAR MEASUREMENT PROCEDURE 13
4.3. RF EXPOSURE CONDITIONS 15

5. TISSUE SIMULATING LIQUID 17

5.1. THE COMPOSITION OF THE TISSUE SIMULATING LIQUID 17
5.2. TISSUE DIELECTRIC PARAMETERS FOR HEAD AND BODY PHANTOMS 18
5.3. TISSUE CALIBRATION RESULT 19

6. SAR SYSTEM CHECK PROCEDURE 22

6.1. SAR SYSTEM CHECK PROCEDURES 22
6.2. SAR SYSTEM CHECK 23

7. EUT TEST POSITION 25

7.1. DEFINE TWO IMAGINARY LINES ON THE HANDSET 25
7.2. CHEEK POSITION 26
7.3. TILT POSITION 26
7.4. BODY WORN POSITION 27

8. SAR EXPOSURE LIMITS 28

9. TEST FACILITY 29

10. TEST EQUIPMENT LIST 30

11. MEASUREMENT UNCERTAINTY 31

12. CONDUCTED POWER MEASUREMENT 34

13. TEST RESULTS 69

13.1. SAR TEST RESULTS SUMMARY 69

APPENDIX A. SAR SYSTEM CHECK DATA 103

APPENDIX B. SAR MEASUREMENT DATA 135

APPENDIX C. TEST SETUP PHOTOGRAPHS 241

APPENDIX D. CALIBRATION DATA 241

Any report having not been signed by authorized approver, or having been altered without authorization, or having not been stamped by the "Dedicated Testing/Inspection Stamp" is deemed to be invalid. Copying or excerpting portion of, or altering the content of the report is not permitted without the written authorization of AGC. The test results presented in the report apply only to the tested sample. Any objections to report issued by AGC should be submitted to AGC within 15days after the issuance of the test report. Further enquiry of validity or verification of the test report should be addressed to AGC by agc@agc-cert.com.

Attestation of Global Compliance(Shenzhen)Co., Ltd
Attestation of Global Compliance(Shenzhen)Std & Tech Co., Ltd
Tel: +86-755 2523 4088 E-mail: agc@agc-cert.com Web: http://cn.agc-cert.com/

1. SUMMARY OF MAXIMUM SAR VALUE

The maximum results of Specific Absorption Rate (SAR) found during testing for EUT are as follows:

Frequency Band	Highest Reported 1g-SAR(W/kg)			SAR Test Limit (W/kg)
	Head	Body-worn	Hotspot	
GSM 850	0.389	0.524	0.406	1.6
PCS 1900	0.197	0.338	0.204	
UMTS Band II	0.351	0.522	0.522	
UMTS Band IV	0.060	1.072	1.072	
UMTS Band V	0.459	0.550	0.550	
LTE Band 2-1RB	0.413	0.607	0.607	
LTE Band 4-1RB	0.352	1.174	1.174	
LTE Band 5-1RB	0.387	0.512	0.512	
LTE Band 12-1RB	0.114	0.202	0.202	
LTE Band 17-1RB	0.109	0.191	0.191	
LTE Band 25-1RB	0.413	0.632	0.632	
LTE Band 26-1RB	0.432	0.491	0.491	
LTE Band 41-1RB	0.328	0.441	0.441	
LTE Band 66-1RB	0.384	1.162	1.162	
WIFI 2.4G	0.462	0.092	0.092	
Simultaneous Reported SAR	1.341			
SAR Test Result	PASS			

This device is compliance with Specific Absorption Rate (SAR) for general population/uncontrolled exposure limits (1.6W/kg) specified in IEEE Std. 1528:2013; FCC 47CFR § 2.1093; IEEE/ANSI C95.1:2005 and the following specific FCC Test Procedures:

- KDB 447498 D01 General RF Exposure Guidance v06
- KDB 648474 D04 Handset SAR v01r03
- KDB 865664 D01 SAR Measurement 100MHz to 6GHz v01r04
- KDB 941225 D01 3G SAR Procedures v03r01
- KDB 941225 D06 Hotspot Mode v02r01
- KDB 248227 D01 802 11 Wi-Fi SAR v02r02
- KDB 941225 D05 SAR for LTE Devices v02r05

Any report having not been signed by authorized approver, or having been altered without authorization, or having not been stamped by the "Dedicated Testing/Inspection Stamp" is deemed to be invalid. Copying or excerpting portion of, or altering the content of the report is not permitted without the written authorization of AGC. The test results presented in the report apply only to the tested sample. Any objections to report issued by AGC should be submitted to AGC within 15days after the issuance of the test report. Further enquiry of validity or verification of the test report should be addressed to AGC by agc@agc-cert.com.

2. GENERAL INFORMATION

2.1. EUT Description

General Information	
Product Designation	Smartphone
Test Model	V20
Sample ID	210527041
Hardware Version	E88A-V3.0
Software Version	VortexV20_V1_20210517
Device Category	Portable
RF Exposure Environment	Uncontrolled
Antenna Type	Internal
GSM and GPRS& EGPRS	
Support Band	☒GSM 850 ☒PCS 1900 (U.S. Bands) ☒GSM 900 ☒DCS 1800 (Non- U.S. Bands)
GPRS & EGPRS Type	Class B
GPRS & EGPRS Class	Class 12(1Tx+4Rx, 2Tx+3Rx, 3Tx+2Rx, 4Tx+1Rx)
TX Frequency Range	GSM 850 : 820-850MHz; PCS 1900: 1850-1910MHz;
RX Frequency Range	GSM 850 : 869~894MHz; PCS 1900: 1930~1990MHz
Release Version	R99
Type of modulation	GMSK for GSM/GPRS; GMSK & 8-PSK for EGPRS
Antenna Gain	GSM850: -2.13dBi; PCS1900: 1.23dBi
Max. Average Power	GSM850: 32.05dBm; PCS1900: 30.05dBm
WCDMA	
Support Band	☒UMTS FDD Band II ☒UMTS FDD Band V ☒UMTS FDD Band IV ☐UMTS FDD Band I ☐UMTS FDD Band III ☐UMTS FDD Band VIII
HS Type	HSPA(HSUPA/HSDPA)
TX Frequency Range	FDD Band II: 1850-1910MHz; FDD Band V: 824-849MHz FDD Band IV: 1710-1770MHz
RX Frequency Range	FDD Band II: 1930-1990MHz; FDD Band V: 869-894MHz FDD Band IV: 2110-2170MHz
Release Version	Rel-6
Type of modulation	HSDPA: QPSK/16QAM; HSUPA: BPSK; WCDMA: QPSK
Antenna Gain	Band II: 1.23dBi; Band IV: 1.23dBi; Band V: -2.13dBi
Max. Average Power	Band II: 22.35dBm; Band IV: 22.64dBm; Band V: 22.30dBm

Any report having not been signed by authorized approver, or having been altered without authorization, or having not been stamped by the "Dedicated Testing/Inspection Stamp" is deemed to be invalid. Copying or excerpting portion of, or altering the content of the report is not permitted without the written authorization of AGC. The test results presented in the report apply only to the tested sample. Any objections to report issued by AGC should be submitted to AGC within 15days after the issuance of the test report. Further enquiry of validity or verification of the test report should be addressed to AGC by agc@agc-cert.com.

EUT Description(Continue)

LTE	
Support Band	☒FDD Band 2 ☒FDD Band 4 ☒FDD Band 5 ☐FDD Band 7 ☒FDD Band 12 ☒FDD Band 17 ☒FDD Band 25 ☒FDD Band 26 ☒TDD Band 41 ☒FDD Band 66 (U.S. Bands) ☐FDD Band 1 ☐FDD Band 3 ☐FDD Band 7 ☐FDD Band 8 ☐FDD Band 20 ☐FDD Band 28 ☐TDD Band 38 ☐TDD Band 40 ☐TDD Band 42 ☐TDD Band 43 (Non-U.S. Bands)
TX Frequency Range	Band 2:1850-1910MHz; Band 4:1710-1755MHz; Band 5:824-849MHz; Band 12:699-716MHz; Band 17: 704-716MHz; Band 25: 1850-1915MHz; Band 26: 814-849MHz; Band 41:2555-2655MHz; Band 66:1700-1780MHz;
RX Frequency Range	Band 2:1930-1990MHz; Band 4:2110-2155MHz; Band 5:869-894MHz; Band 12: 729-746 MHz; Band 17: 734-746 MHz; Band 25: 1930-1995MHz; Band 26: 859-894MHz; Band 41:2555-2655MHz; Band 66:2110-2200MHz;
Release Version	Rel-8
Type of modulation	QPSK, 16QAM
Antenna Gain	Band 2: 1.23dBi; Band 4: 0.54dBi; Band 5: -2.13dBi; Band 12: -2.78dBi; Band 17: -2.78dBi; Band 25: 1.23dBi; Band 26: -2.13dBi; Band 41: 1.72dBi; Band 66: 0.54dBi;
Max. Average Power	Band 2: 22.16dBm; Band 4: 23.10dBm; Band 5: 23.16dBm; Band 12: 22.99dBm; Band 17: 22.81dBm; Band 25: 23.1dBm; Band 26: 23.06dBm; Band 41: 22.51dBm; Band 66: 23.2dBm;
Bluetooth	
Bluetooth Version	☐V2.0 ☐V2.1 ☐V2.1+EDR ☐V3.0 ☐V3.0+HS ☐V4.1 ☒V4.2
Operation Frequency	2402~2480MHz
Type of modulation	☒GFSK ☒Π/4-DQPSK ☒8-DPSK
Peak Power	8.89dBm
Antenna Gain	1.12dBi
WIFI	
WIFI Specification	☐802.11a ☒802.11b ☒802.11g ☒802.11n (20) ☐802.11n (40)
Operation Frequency	2412~2462MHz
Avg. Burst Power	11b: 13.83dBm,11g:12.35dBm,11n(20):11.88dBm
Antenna Gain	1.12dBi
Accessories	
Battery	Brand name: Vortex Model No. : V20 Voltage and Capacitance: 3.8 V & 2800mAh
Earphone	Brand name: N/A Model No. : N/A

Note:1.CMU200 can measure the average power and Peak power at the same time
2.The sample used for testing is end product.
3. The test sample has no any deviation to the test method of standard mentioned in page 1.

Product	Type	
	☒ Production unit	☐ Identical Prototype

Any report having not been signed by authorized approver, or having been altered without authorization, or having not been stamped by the "Dedicated Testing/Inspection Stamp" is deemed to be invalid. Copying or excerpting portion of, or altering the content of the report is not permitted without the written authorization of AGC. The test results presented in the report apply only to the tested sample. Any objections to report issued by AGC should be submitted to AGC within 15days after the issuance of the test report. Further enquiry of validity or verification of the test report should be addressed to AGC by agc@agc-cert.com.

3. SAR MEASUREMENT SYSTEM

3.1. The SATIMO system used for performing compliance tests consists of following items

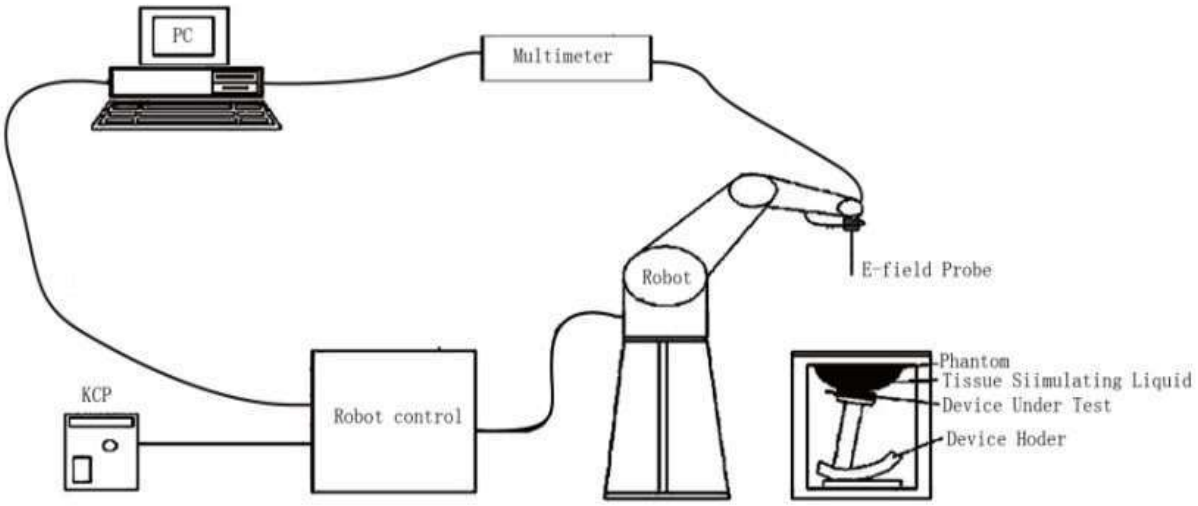

The COMOSAR system for performing compliance tests consists of the following items:

- The PC. It controls most of the bench devices and stores measurement data.A computer running WinXP and the Opensar software.
- The E-Field probe. The probe is a 3-axis system made of 3 distinct dipoles. Each dipole returns a voltage in function of the ambient electric field.
- The Keithley multimeter measures each probe dipole voltages.
- The SAM phantom simulates a human head. The measurement of the electric field is made inside the phantom.
- The liquids simulate the dielectric properties of the human head tissues.
- The network emulator controls the mobile phone under test.
- The validation dipoles are used to measure a reference SAR. They are used to periodically check the bench to make sure that there is no drift of the system characteristics over time.
- The phantom, the device holder and other accessories according to the targeted measurement.

Any report having not been signed by authorized approver, or having been altered without authorization, or having not been stamped by the "Dedicated Testing/Inspection Stamp" is deemed to be invalid. Copying or excerpting portion of, or altering the content of the report is not permitted without the written authorization of AGC. The test results presented in the report apply only to the tested sample. Any objections to report issued by AGC should be submitted to AGC within 15days after the issuance of the test report. Further enquiry of validity or verification of the test report should be addressed to AGC by agc@agc-cert.com.

3.2. COMOSAR E-Field Probe

The SAR measurement is conducted with the dosimetric probe manufactured by SATIMO. The probe is specially designed and calibrated for use in liquid with high permittivity. The dosimetric probe has special calibration in liquid at different frequency. SATIMO conducts the probe calibration in compliance with international and national standards (e.g. IEEE 1528 and relevant KDB files.) The calibration data are in Appendix D.

Isotropic E-Field Probe Specification

Model	SSE5	
Manufacture	MVG	
Identification No.	SN 24/20 EP336	
Frequency	0.7GHz-3GHz Linearity:±0.08dB(0.7GHz-3GHz)	
Dynamic Range	0.01W/kg-100W/kg Linearity:±0.08dB	
Dimensions	Overall length:330mm Length of individual dipoles:4.5mm Maximum external diameter:8mm Probe Tip external diameter:5mm Distance between dipoles/ probe extremity:2.7mm	
Application	High precision dosimetric measurements in any exposure scenario (e.g., very strong gradient fields). Only probe which enables compliance testing for frequencies up to 3 GHz with precisin of better 30%.	

3.3. Robot

The COMOSAR system uses the KUKA robot from SATIMO SA (France).For the 6-axis controller COMOSAR system, the KUKA robot controller version from SATIMO is used.
The XL robot series have many features that are important for our application:
- High precision (repeatability 0.02 mm)
- High reliability (industrial design)
- Jerk-free straight movements
- Low ELF interference (the closed metallic construction shields against motor control fields)
- 6-axis controller

Any report having not been signed by authorized approver, or having been altered without authorization, or having not been stamped by the "Dedicated Testing/Inspection Stamp" is deemed to be invalid. Copying or excerpting portion of, or altering the content of the report is not permitted without the written authorization of AGC. The test results presented in the report apply only to the tested sample. Any objections to report issued by AGC should be submitted to AGC within 15days after the issuance of the test report. Further enquiry of validity or verification of the test report should be addressed to AGC by agc@agc-cert.com.

3.4. Video Positioning System

The video positioning system is used in OpenSAR to check the probe. Which is composed of a camera, LED, mirror and mechanical parts.The camera is piloted by the main computer with firewire link. During the process, the actual position of the probe tip with respect to the robot arm is measured, as well as the probe length and the horizontal probe offset. The software then corrects all movements, such that the robot coordinates are valid for the probe tip. The repeatability of this process is better than 0.1 mm. If a position has been taught with an aligned probe, the same position will be reached with another aligned probe within 0.1 mm, even if the other probe has different dimensions. During probe rotations, the probe tip will keep its actual position.	

3.5. Device Holder

The COMOSAR device holder is designed to cope with different positions given in the standard. It has two scales for the device rotation (with respect to the body axis) and the device inclination (with respect to the line between the ear reference points). The rotation center for both scales is the ear reference point (EPR). Thus the device needs no repositioning when changing the angles. The COMOSAR device holder has been made out of low-loss POM material having the following dielectric parameters: relative permittivity εr =3 and loss tangent δ = 0.02. The amount of dielectric material has been reduced in the closest vicinity of the device, since measurements have suggested that the influence of the clamp on the test results could thus be lowered.	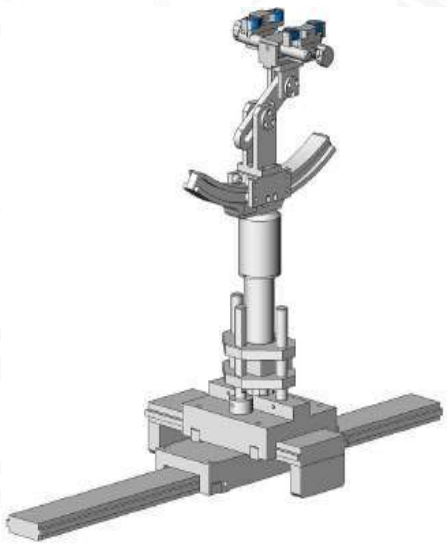

Any report having not been signed by authorized approver, or having been altered without authorization, or having not been stamped by the "Dedicated Testing/Inspection Stamp" is deemed to be invalid. Copying or excerpting portion of, or altering the content of the report is not permitted without the written authorization of AGC. The test results presented in the report apply only to the tested sample. Any objections to report issued by AGC should be submitted to AGC within 15days after the issuance of the test report. Further enquiry of validity or verification of the test report should be addressed to AGC by agc@agc-cert.com.

3.6. SAM Twin Phantom

The SAM twin phantom is a fiberglass shell phantom with 2mm shell thickness (except the ear region where shell thickness increases to 6mm). It has three measurement areas: □ Left head □ Right head □ Flat phantom	

The bottom plate contains three pair of bolts for locking the device holder. The device holder positions are adjusted to the standard measurement positions in the three sections. A white cover is provided to tap the phantom during off-periods to prevent water evaporation and changes in the liquid parameters. On the phantom top, three reference markers are provided to identify the phantom position with respect to the robot.

ELLI39 Phantom

The Flat phantom is a fiberglass shellphantom with 2mm+/- 0.2 mm shell thickness. It has only one measurement area for Flat phantom	

Any report having not been signed by authorized approver, or having been altered without authorization, or having not been stamped by the "Dedicated Testing/Inspection Stamp" is deemed to be invalid. Copying or excerpting portion of, or altering the content of the report is not permitted without the written authorization of AGC. The test results presented in the report apply only to the tested sample. Any objections to report issued by AGC should be submitted to AGC within 15days after the issuance of the test report. Further enquiry of validity or verification of the test report should be addressed to AGC by agc@agc-cert.com.

4. SAR MEASUREMENT PROCEDURE

4.1. Specific Absorption Rate (SAR)

SAR is related to the rate at which energy is absorbed per unit mass in object exposed to a radio field. The SAR distribution in a biological body is complicated and is usually carried out by experimental techniques or numerical modeling. The standard recommends limits for two tiers of groups, occupational/controlled and occupational/uncontrolled, based on a person's awareness and ability to exercise control over his or her exposure. In general, occupational/controlled exposure limits are higher than the limits for general population/uncontrolled.

The SAR definition is the time derivative (rate) of the incremental energy (dW) absorbed by (dissipated in) an incremental mass (dm) contained in a volume element(dv) of given mass density (ρ). The equation description is as below:

$$\mathrm{SAR} = \frac{\mathrm{d}}{\mathrm{d}t}\left(\frac{\mathrm{d}W}{\mathrm{d}m}\right) = \frac{\mathrm{d}}{\mathrm{d}t}\left(\frac{\mathrm{d}W}{\rho \mathrm{d}V}\right)$$

SAR is expressed in units of Watts per kilogram (W/kg)
SAR can be obtained using either of the following equations:

$$\mathrm{SAR} = \frac{\sigma E^2}{\rho}$$

$$\mathrm{SAR} = c_h \left.\frac{\mathrm{d}T}{\mathrm{d}t}\right|_{t=0}$$

Where

SAR	is the specific absorption rate in watts per kilogram;
E	is the r.m.s. value of the electric field strength in the tissue in volts per meter;
σ	is the conductivity of the tissue in siemens per metre;
ρ	is the density of the tissue in kilograms per cubic metre;
c_h	is the heat capacity of the tissue in joules per kilogram and Kelvin;
$\frac{\mathrm{dT}}{\mathrm{dt}} \mid \mathrm{t} = 0$	is the initial time derivative of temperature in the tissue in kelvins per second

Any report having not been signed by authorized approver, or having been altered without authorization, or having not been stamped by the "Dedicated Testing/Inspection Stamp" is deemed to be invalid. Copying or excerpting portion of, or altering the content of the report is not permitted without the written authorization of AGC. The test results presented in the report apply only to the tested sample. Any objections to report issued by AGC should be submitted to AGC within 15days after the issuance of the test report. Further enquiry of validity or verification of the test report should be addressed to AGC by agc@agc-cert.com.

4.2. SAR Measurement Procedure

Step 1: Power Reference Measurement

The Power Reference Measurement and Power Drift Measurement are for monitoring the power drift of the device under test in the batch process. The minimum distance of probe sensors to surface is 2.7mm This distance cannot be smaller than the distance os sensor calibration points to probe tip as `defined in the probe properties,

Step 2: Area Scan

The Area Scan is used as a fast scan in two dimensions to find the area of high field values, before doing a fine measurement around the hot spot. The sophisticated interpolation routines implemented in SATIMO software can find the maximum locations even in relatively coarse grids. When an Area Scan has measured all reachable points, it computes the field maximal found in the scanned area, within a range of the global maximum. The range (in db) is specified in the standards for compliance testing. For example, a 2db range is required in IEEE Standard 1528 and IEC62209 standards, whereby 3db is a requirement when compliance is assessed in accordance with the ARIB standard (Japan) If one Zoom Scan follows the Area Scan, then only the absolute maximum will be taken as reference. For cases where multiple maximum are detected, the number of Zoom Scan has to be increased accordingly.

Area Scan Parameters extracted from KDB 865664 D01 SAR Measurement 100MHz to 6GHz

	≤ 3 GHz	> 3 GHz
Maximum distance from closest measurement point (geometric center of probe sensors) to phantom surface	5 ± 1 mm	½·δ·ln(2) ± 0.5 mm
Maximum probe angle from probe axis to phantom surface normal at the measurement location	30° ± 1°	20° ± 1°
Maximum area scan spatial resolution: Δx_{Area}, Δy_{Area}	≤ 2 GHz: ≤ 15 mm 2 – 3 GHz: ≤ 12 mm	3 – 4 GHz: ≤ 12 mm 4 – 6 GHz: ≤ 10 mm
	When the x or y dimension of the test device, in the measurement plane orientation, is smaller than the above, the measurement resolution must be ≤ the corresponding x or y dimension of the test device with at least one measurement point on the test device.	

Step 3: Zoom Scan

Zoom Scan are used to assess the peak spatial SAR value within a cubic average volume containing 1g abd 10g of simulated tissue. The Zoom Scan measures points(refer to table below) within a cube whose base faces are centered on the maxima found in a preceding area scan job within the same procedure. When the measurement is done, the Zoom Scan evaluates the averaged SAR for 1g and 10g and displays these values next to the job's label.

Any report having not been signed by authorized approver, or having been altered without authorization, or having not been stamped by the "Dedicated Testing/Inspection Stamp" is deemed to be invalid. Copying or excerpting portion of, or altering the content of the report is not permitted without the written authorization of AGC. The test results presented in the report apply only to the tested sample. Any objections to report issued by AGC should be submitted to AGC within 15days after the issuance of the test report. Further enquiry of validity or verification of the test report should be addressed to AGC by agc@agc-cert.com.

Zoom Scan Parameters extracted from KDB865664 d01 SAR Measurement 100MHz to 6GHz

Maximum zoom scan spatial resolution: Δx_{Zoom}, Δy_{Zoom}			≤ 2 GHz: ≤ 8 mm 2 – 3 GHz: ≤ 5 mm*	3 – 4 GHz: ≤ 5 mm* 4 – 6 GHz: ≤ 4 mm*
Maximum zoom scan spatial resolution, normal to phantom surface	uniform grid: $\Delta z_{Zoom}(n)$		≤ 5 mm	3 – 4 GHz: ≤ 4 mm 4 – 5 GHz: ≤ 3 mm 5 – 6 GHz: ≤ 2 mm
	graded grid	$\Delta z_{Zoom}(1)$: between 1st two points closest to phantom surface	≤ 4 mm	3 – 4 GHz: ≤ 3 mm 4 – 5 GHz: ≤ 2.5 mm 5 – 6 GHz: ≤ 2 mm
		$\Delta z_{Zoom}(n>1)$: between subsequent points	$\leq 1.5 \cdot \Delta z_{Zoom}(n-1)$	
Minimum zoom scan volume	x, y, z		≥ 30 mm	3 – 4 GHz: ≥ 28 mm 4 – 5 GHz: ≥ 25 mm 5 – 6 GHz: ≥ 22 mm

Note: δ is the penetration depth of a plane-wave at normal incidence to the tissue medium; see draft standard IEEE P1528-2011 for details.

* When zoom scan is required and the *reported* SAR from the *area scan based 1-g SAR estimation* procedures of KDB 447498 is ≤ 1.4 W/kg, ≤ 8 mm, ≤ 7 mm and ≤ 5 mm zoom scan resolution may be applied, respectively, for 2 GHz to 3 GHz, 3 GHz to 4 GHz and 4 GHz to 6 GHz.

Step 4: Power Drift Measurement

The Power Drift Measurement measures the field at the same location as the most recent powerreference measurement within the same procedure, and with the same settings. The Power Drift Measurement gives the field difference in dB from the reading conducted within the same settings. This allows a user to monitor the power drift of the device under test within a batch process. The measurement procedure is the same as Step 1.

Any report having not been signed by authorized approver, or having been altered without authorization, or having not been stamped by the "Dedicated Testing/Inspection Stamp" is deemed to be invalid. Copying or excerpting portion of, or altering the content of the report is not permitted without the written authorization of AGC. The test results presented in the report apply only to the tested sample. Any objections to report issued by AGC should be submitted to AGC within 15days after the issuance of the test report. Further enquiry of validity or verification of the test report should be addressed to AGC by agc@agc-cert.com.

4.3. RF Exposure Conditions

Test Configuration and setting:

The EUT is a model of GSM Portable Mobile Station (MS). It supports GSM/GPRS/EGPRS, WCDMA/HSPA, LTE, BT, WIFI, and support hot spot mode.

For WWAN SAR testing, the device was controlled by using a base station emulator. Communication between the device and the emulator were established by air link. The distance between the EUT and the antenna is larger than 50cm, and the output power radiated from the emulator antenna is at least 30db smaller than the output power of EUT.

For WLAN testing, the EUT is configured with the WLAN continuous TX tool through engineering command.

Antenna Location: (the back view)

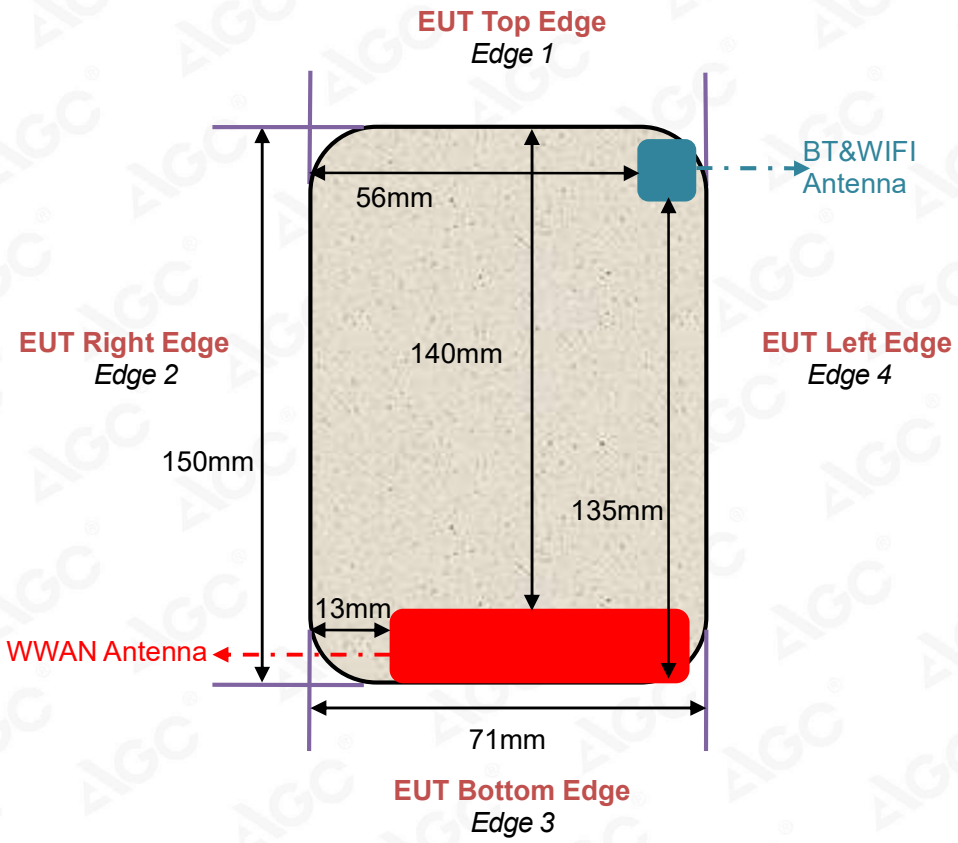

Any report having not been signed by authorized approver, or having been altered without authorization, or having not been stamped by the "Dedicated Testing/Inspection Stamp" is deemed to be invalid. Copying or excerpting portion of, or altering the content of the report is not permitted without the written authorization of AGC. The test results presented in the report apply only to the tested sample. Any objections to report issued by AGC should be submitted to AGC within 15days after the issuance of the test report. Further enquiry of validity or verification of the test report should be addressed to AGC by agc@agc-cert.com.

For WWAN mode:

Test Configurations	Antenna to edges/surface	SAR required	Note
Head			
Left Touch		Yes	--
Left Tilt		Yes	--
Right Touch		Yes	--
Right Tilt		Yes	--
Body			
Back	<25mm	Yes	--
Front	<25mm	Yes	--
Hotspot			
Back	<25mm	Yes	--
Front	<25mm	Yes	--
Edge 1 (Top)	140mm	No	SAR is not required for the distance between the antenna and the edge is >25mm as per KDB 941225 D06 Hotspot SAR
Edge 2 (Right)	13mm	Yes	--
Edge 3 (Bottom)	1mm	Yes	--
Edge 4 (Left)	1mm	Yes	--

For WLAN mode:

Test Configurations	Antenna to edges/surface	SAR required	Note
Head			
Left Touch		Yes	--
Left Tilt		Yes	--
Right Touch		Yes	--
Right Tilt		Yes	--
Body			
Back	<25mm	Yes	--
Front	<25mm	Yes	--
Hotspot			
Back	<25mm	Yes	--
Front	<25mm	Yes	--
Edge 1 (Top)	1mm	Yes	--
Edge 2 (Right)	56mm	No	SAR is not required for the distance between the antenna and the edge is >25mm as per KDB 941225 D06 Hotspot SAR
Edge 3 (Bottom)	135mm	No	SAR is not required for the distance between the antenna and the edge is >25mm as per KDB 941225 D06 Hotspot SAR
Edge 4 (Left)	1mm	Yes	--

Any report having not been signed by authorized approver, or having been altered without authorization, or having not been stamped by the "Dedicated Testing/Inspection Stamp" is deemed to be invalid. Copying or excerpting portion of, or altering the content of the report is not permitted without the written authorization of AGC. The test results presented in the report apply only to the tested sample. Any objections to report issued by AGC should be submitted to AGC within 15days after the issuance of the test report. Further enquiry of validity or verification of the test report should be addressed to AGC by agc@agc-cert.com.

5. TISSUE SIMULATING LIQUID

For SAR measurement of the field distribution inside the phantom, the phantom must be filled with homogeneous tissue simulating liquid to a depth of at least 15cm. For head SAR testing the liquid height from the ear reference point (ERP) of the phantom to the liquid top surface is larger than 15cm For body SAR testing, the liquid height from the center of the flat phantom to the liquid top surface is larger than 15cm.The nominal dielectric values of the tissue simulating liquids in the phantom and the tolerance of 10% are listed in 6.2

5.1. The composition of the tissue simulating liquid

Ingredient (% Weight) / Frequency (MHz)	Water	Nacl	Polysorbate 20	DGBE	1,2 Propanediol	Triton X-100
750 Head	35	2	0.0	0.0	63	0.0
835 Head	50.36	1.25	48.39	0.0	0.0	0.0
1750 Head	52.64	0.36	0.0	47	0.0	0.0
1900 Head	54.9	0.18	0.0	44.92	0.0	0.0
2450 Head	71.88	0.16	0.0	7.99	0.0	19.97
2600 Head	55.242	0.306	0	44.452	0	0

Any report having not been signed by authorized approver, or having been altered without authorization, or having not been stamped by the "Dedicated Testing/Inspection Stamp" is deemed to be invalid. Copying or excerpting portion of, or altering the content of the report is not permitted without the written authorization of AGC. The test results presented in the report apply only to the tested sample. Any objections to report issued by AGC should be submitted to AGC within 15days after the issuance of the test report. Further enquiry of validity or verification of the test report should be addressed to AGC by agc@agc-cert.com.

5.2. Tissue Dielectric Parameters for Head and Body Phantoms

The head tissue dielectric parameters recommended by the IEC 62209-1 have been incorporated in the following table. The body tissue dielectric parameters recommended by the IEC 62209-2 have been incorporated in the following table.

Target Frequency (MHz)	head		body	
	εr	σ (S/m)	εr	σ (S/m)
300	45.3	0.87	45.3	0.87
450	43.5	0.87	43.5	0.87
750	**41.9**	**0.89**	**41.9**	**0.89**
835	**41.5**	**0.90**	**41.5**	**0.90**
900	41.5	0.97	41.5	0.97
915	41.5	1.01	41.5	1.01
1450	40.5	1.20	40.5	1.20
1610	40.3	1.29	40.3	1.29
1750	**40.1**	**1.37**	**40.1**	**1.37**
1800 – 2000	**40.0**	**1.40**	**40.0**	**1.40**
2450	**39.2**	**1.80**	**39.2**	**1.80**
2600	**39.0**	**1.96**	**39.0**	**1.96**
3000	38.5	2.40	38.5	2.40

(εr = relative permittivity, σ = conductivity and ρ = 1000 kg/m3

Any report having not been signed by authorized approver, or having been altered without authorization, or having not been stamped by the "Dedicated Testing/Inspection Stamp" is deemed to be invalid. Copying or excerpting portion of, or altering the content of the report is not permitted without the written authorization of AGC. The test results presented in the report apply only to the tested sample. Any objections to report issued by AGC should be submitted to AGC within 15days after the issuance of the test report. Further enquiry of validity or verification of the test report should be addressed to AGC by agc@agc-cert.com.

5.3. Tissue Calibration Result

The dielectric parameters of the liquids were verified prior to the SAR evaluation using SATIMO Dielectric Probe Kit and R&S Network Analyzer ZVL6.

Tissue Stimulant Measurement for 750MHz					
	Fr. (MHz)	Dielectric Parameters (±10%)		Tissue Temp [°C]	Test time
		εr 41.9 (37.71-46.09)	δ[s/m] 0.89(0.801-0.979)		
Head	707.5	45.21	0.82	20.7	May. 26,2021
	710	44.65	0.84		
	750	43.34	0.88		

Tissue Stimulant Measurement for 835MHz					
	Fr. (MHz)	Dielectric Parameters (±10%)		Tissue Temp [°C]	Test time
		εr 41.5 (37.35-45.65)	δ[s/m] 0.90(0.81-0.99)		
Head	835	41.71	0.89	22.1	Jun. 02,2021
	836.4	42.37	0.90		
	836.6	42.37	0.90		

Tissue Stimulant Measurement for 835MHz					
	Fr. (MHz)	Dielectric Parameters (±10%)		Tissue Temp [°C]	Test time
		εr 41.5 (37.35-45.65)	δ[s/m] 0.90(0.81-0.99)		
Head	831.5	42.39	0.85	22.0	Jun. 04,2021
	835	41.26	0.89		
	836.5	40.28	0.92		

Any report having not been signed by authorized approver, or having been altered without authorization, or having not been stamped by the "Dedicated Testing/Inspection Stamp" is deemed to be invalid. Copying or excerpting portion of, or altering the content of the report is not permitted without the written authorization of AGC. The test results presented in the report apply only to the tested sample. Any objections to report issued by AGC should be submitted to AGC within 15days after the issuance of the test report. Further enquiry of validity or verification of the test report should be addressed to AGC by agc@agc-cert.com.

Tissue Stimulant Measurement for 1750MHz					
	Fr. (MHz)	Dielectric Parameters (±10%)		Tissue Temp [°C]	Test time
		εr 40.1 (36.09-44.11)	δ[s/m]1.37(1.233-1.507)		
Head	1712.4	43.21	1.27	21.5	Jun. 08,2021
	1720	42.58	1.32		
	1732.4	42.06	1.33		
	1732.5	42.06	1.33		
	1745	41.05	1.34		
	1750	39.73	1.35		
	1752.6	38.92	1.37		
	1755	37.63	1.39		
	1770	37.10	1.41		

Tissue Stimulant Measurement for 1900MHz					
	Fr. (MHz)	Dielectric Parameters (±10%)		Tissue Temp [°C]	Test time
		εr40.00(36.00-44.00)	δ[s/m]1.40(1.26-1.54)		
Head	1880	40.65	1.35	21.6	Jun. 03,2021
	1900	38.71	1.37		

Tissue Stimulant Measurement for 1900MHz					
	Fr. (MHz)	Dielectric Parameters (±10%)		Tissue Temp [°C]	Test time
		εr40.00(36.00-44.00)	δ[s/m]1.40(1.26-1.54)		
Head	1880	42.82	1.31	21.4	Jun. 07,2021
	1882.5	41.35	1.34		
	1900	39.41	1.37		

Any report having not been signed by authorized approver, or having been altered without authorization, or having not been stamped by the "Dedicated Testing/Inspection Stamp" is deemed to be invalid. Copying or excerpting portion of, or altering the content of the report is not permitted without the written authorization of AGC. The test results presented in the report apply only to the tested sample. Any objections to report issued by AGC should be submitted to AGC within 15days after the issuance of the test report. Further enquiry of validity or verification of the test report should be addressed to AGC by agc@agc-cert.com.

Tissue Stimulant Measurement for 2450MHz					
Head	Fr. (MHz)	Dielectric Parameters (±10%)		Tissue Temp [°C]	Test time
		εr39.2(35.28-43.12)	δ[s/m]1.80(1.62-1.98)		
	2450	39.03	1.78	22.0	Jun. 01,2021
	2462	38.26	1.80		

Tissue Stimulant Measurement for 2600MHz					
Head	Fr. (MHz)	Dielectric Parameters (±10%)		Tissue Temp [°C]	Test time
		εr39(35.1-42.9)	δ[s/m]1.96(1.764-2.156)		
	2535	40.79	1.82	21.2	Jun. 09,2021
	2600	38.41	1.91		
	2605	37.67	1.93		

Any report having not been signed by authorized approver, or having been altered without authorization, or having not been stamped by the "Dedicated Testing/Inspection Stamp" is deemed to be invalid. Copying or excerpting portion of, or altering the content of the report is not permitted without the written authorization of AGC. The test results presented in the report apply only to the tested sample. Any objections to report issued by AGC should be submitted to AGC within 15days after the issuance of the test report. Further enquiry of validity or verification of the test report should be addressed to AGC by agc@agc-cert.com.

Attestation of Global Compliance(Shenzhen)Co., Ltd
Attestation of Global Compliance(Shenzhen)Std & Tech Co., Ltd
Tel: +86-755 2523 4088 E-mail: agc@agc-cert.com Web: http://cn.agc-cert.com/

6. SAR SYSTEM CHECK PROCEDURE

6.1. SAR System Check Procedures

SAR system check is required to confirm measurement accuracy, according to the tissue dielectric media, probe calibration points and other system operating parameters required for measuring the SAR of a test device. The system verification must be performed for each frequency band and within the valid range of each probe calibration point required for testing the device. The same SAR probe(s) and tissue-equivalent media combinations used with each specific SAR system for system verification must be used for device testing. When multiple probe calibration points are required to cover substantially large transmission bands, independent system verifications are required for each probe calibration point. A system verification must be performed before each series of SAR measurements using the same probe calibration point and tissue-equivalent medium. Additional system verification should be considered according to the conditions of the tissue-equivalent medium and measured tissue dielectric parameters, typically every three to four days when the liquid parameters are remeasured or sooner when marginal liquid parameters are used at the beginning of a series of measurements.

Each SATIMO system is equipped with one or more system check kits. These units, together with the predefined measurement procedures within the SATIMO software, enable the user to conduct the system check and system validation. System kit includes a dipole, and dipole device holder.

The system check verifies that the system operates within its specifications. It's performed daily or before every SAR measurement. The system check uses normal SAR measurement in the flat section of the phantom with a matched dipole at a specified distance. The system check setup is shown as below.

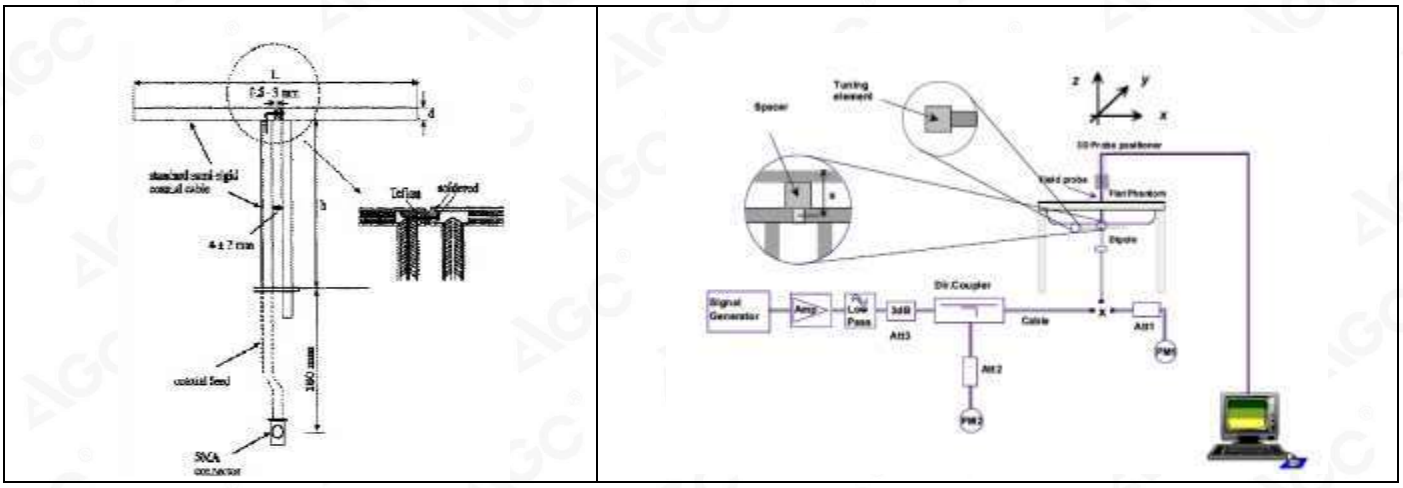

Any report having not been signed by authorized approver, or having been altered without authorization, or having not been stamped by the "Dedicated Testing/Inspection Stamp" is deemed to be invalid. Copying or excerpting portion of, or altering the content of the report is not permitted without the written authorization of AGC. The test results presented in the report apply only to the tested sample. Any objections to report issued by AGC should be submitted to AGC within 15days after the issuance of the test report. Further enquiry of validity or verification of the test report should be addressed to AGC by agc@agc-cert.com.

6.2. SAR System Check

6.2.1. Dipoles



The dipoles used is based on the IEEE-1528 standard, and is complied with mechanical and electrical specifications in line with the requirements of IEEE. the table below provides details for the mechanical and electrical
Specifications for the dipoles.

Frequency	L (mm)	h (mm)	d (mm)
750MHz	176	100	6.35
835MHz	161.0	89.8	3.6
1800MHz	71.6	41.7	3.6
1900MHz	68	39.5	3.6
2450MHz	51.5	30.4	3.6
2600MHz	48.5	28.8	3.6

Any report having not been signed by authorized approver, or having been altered without authorization, or having not been stamped by the "Dedicated Testing/Inspection Stamp" is deemed to be invalid. Copying or excerpting portion of, or altering the content of the report is not permitted without the written authorization of AGC. The test results presented in the report apply only to the tested sample. Any objections to report issued by AGC should be submitted to AGC within 15days after the issuance of the test report. Further enquiry of validity or verification of the test report should be addressed to AGC by agc@agc-cert.com.

6.2.2. System Check Result

System Performance Check at 750MHz&835MHz &1800MHz &1900MHz &2450MHz&2600MHz for Head Validation Kit: SN47/14 DIP 0G750-340& SN29/15 DIP 0G835-383& SN46/11 DIP 1G800-186& SN 46/11 DIP 1G900-187& SN46/11 DIP 2G450-189& SN 47/14 DIP 2G600-342								
Frequency [MHz]	Target Value(W/kg)		Reference Result (± 10%)		Tested Value(W/kg)		Tissue Temp. [°C]	Test time
	1g	10g	1g	10g	1g	10g		
750	8.31	5.45	7.479-9.141	4.905-5.995	8.70	5.62	20.7	May. 26,2021
835	9.85	6.27	8.865-10.835	5.643-6.897	10.49	6.06	22.1	Jun. 02,2021
835	9.85	6.27	8.865-10.835	5.643-6.897	10.23	6.48	22.0	Jun. 04,2021
1800	39.07	20.29	35.163-42.977	18.261-22.319	40.44	20.38	21.5	Jun. 08,2021
1900	40.25	20.50	36.225-44.275	18.45-22.55	43.68	21.63	21.6	Jun. 03,2021
1900	40.25	20.50	36.225-44.275	18.45-22.55	43.71	21.97	21.4	Jun. 07,2021
2450	53.97	24.01	48.573-59.367	21.609-26.411	52.73	23.34	22.0	Jun. 01,2021
2600	56.86	24.84	51.174-62.546	22.356-27.324	54.27	24.29	21.2	Jun. 09,2021
750	8.31	5.45	7.479-9.141	4.905-5.995	8.89	5.87	20.7	May. 26,2021
835	9.85	6.27	8.865-10.835	5.643-6.897	9.54	5.97	22.1	Jun. 02,2021
835	9.85	6.27	8.865-10.835	5.643-6.897	9.10	5.92	22.0	Jun. 04,2021
1800	39.07	20.29	35.163-42.977	18.261-22.319	37.26	18.93	21.5	Jun. 08,2021
1900	40.25	20.50	36.225-44.275	18.45-22.55	41.39	20.54	21.6	Jun. 03,2021
1900	40.25	20.50	36.225-44.275	18.45-22.55	39.92	20.99	21.4	Jun. 07,2021
2450	53.97	24.01	48.573-59.367	21.609-26.411	55.31	24.82	22.0	Jun. 01,2021
2600	56.86	24.84	51.174-62.546	22.356-27.324	53.47	23.98	21.2	Jun. 09,2021

Note:
(1) We use a CW signal of 18dBm for system check, and then all SAR value are normalized to 1W forward power. The result must be within ±10% of target value.

Any report having not been signed by authorized approver, or having been altered without authorization, or having not been stamped by the "Dedicated Testing/Inspection Stamp" is deemed to be invalid. Copying or excerpting portion of, or altering the content of the report is not permitted without the written authorization of AGC. The test results presented in the report apply only to the tested sample. Any objections to report issued by AGC should be submitted to AGC within 15days after the issuance of the test report. Further enquiry of validity or verification of the test report should be addressed to AGC by agc@agc-cert.com.

7. EUT TEST POSITION

This EUT was tested in **Right Cheek, Right Tilted, Left Cheek, Left Tilted, Body back, Body front and 4 edges.**

7.1. Define Two Imaginary Lines on the Handset

(1)The vertical centerline passes through two points on the front side of the handset the midpoint of the width wt of the handset at the level of the acoustic output, and the midpoint of the width wb of the handset.

(2)The horizontal line is perpendicular to the vertical centerline and passes through the center of the acoustic output. The horizontal line is also tangential to the face of the handset at point A.

(3)The two lines intersect at point A. Note that for many handsets, point A coincides with the center of the acoustic output; however, the acoustic output may be located elsewhere on the horizontal line. Also note that the vertical centerline is not necessarily to the front face of the handset, especially for clamshell handsets, handsets with flip covers, and other irregularly shaped handsets.

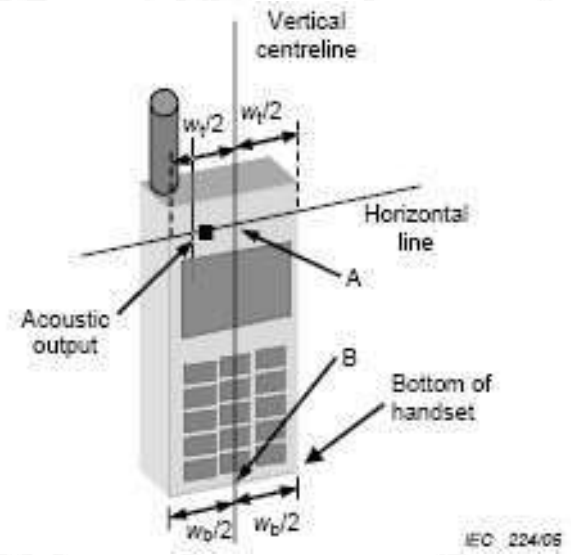

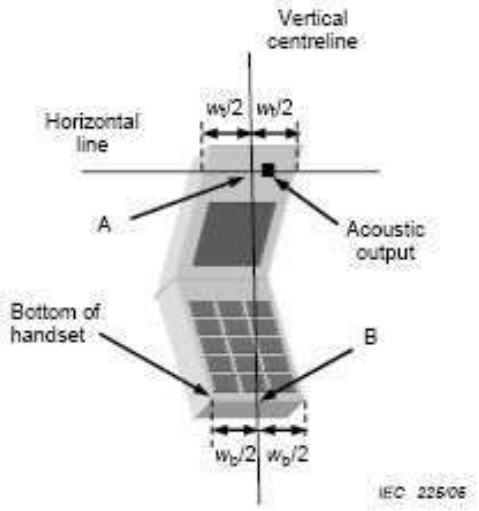

Any report having not been signed by authorized approver, or having been altered without authorization, or having not been stamped by the "Dedicated Testing/Inspection Stamp" is deemed to be invalid. Copying or excerpting portion of, or altering the content of the report is not permitted without the written authorization of AGC. The test results presented in the report apply only to the tested sample. Any objections to report issued by AGC should be submitted to AGC within 15days after the issuance of the test report. Further enquiry of validity or verification of the test report should be addressed to AGC by agc@agc-cert.com.

7.2. Cheek Position

(1) To position the device with the vertical center line of the body of the device and the horizontal line crossing the center picec in a plane parallel to the sagittal plane of the phantom. While maintaining the device in this plane, align the vertical center line with the reference plane containing the ear and mouth reference point (M: Mouth, RE: Right Ear, and LE: Left Ear) and align the center of the ear piece with the line RE-LE.

(2) To move the device towards the phantom with the ear piece aligned with the the line LE-RE until the phone touched the ear. While maintaining the device in the reference plane and maintaining the phone contact with ear, move the bottom of the phone until any point on the front side is in contact with the cheek of the phantom or until contact with the ear is lost

7.3. Tilt Position

(1) To position the device in the “cheek” position described above.

(2) While maintaining the device in the reference plane described above and pivoting against the ear, moves it outward away from the mouth by an angle of 15 degrees or until with the ear is lost.

Any report having not been signed by authorized approver, or having been altered without authorization, or having not been stamped by the "Dedicated Testing/Inspection Stamp" is deemed to be invalid. Copying or excerpting portion of, or altering the content of the report is not permitted without the written authorization of AGC. The test results presented in the report apply only to the tested sample. Any objections to report issued by AGC should be submitted to AGC within 15days after the issuance of the test report. Further enquiry of validity or verification of the test report should be addressed to AGC by agc@agc-cert.com.

7.4. Body Worn Position

(1) To position the EUT parallel to the phantom surface.

(2) To adjust the EUT parallel to the flat phantom.

(3) To adjust the distance between the EUT surface and the flat phantom to **10mm.**

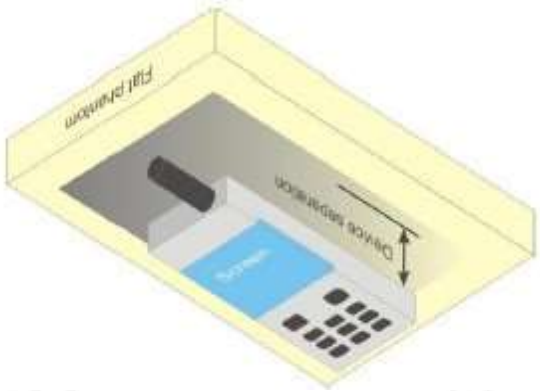

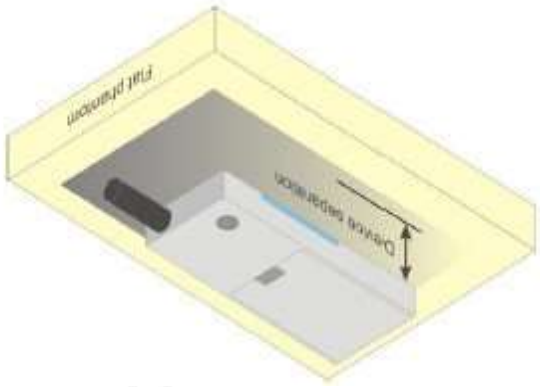

Any report having not been signed by authorized approver, or having been altered without authorization, or having not been stamped by the "Dedicated Testing/Inspection Stamp" is deemed to be invalid. Copying or excerpting portion of, or altering the content of the report is not permitted without the written authorization of AGC. The test results presented in the report apply only to the tested sample. Any objections to report issued by AGC should be submitted to AGC within 15days after the issuance of the test report. Further enquiry of validity or verification of the test report should be addressed to AGC by agc@agc-cert.com.

8. SAR EXPOSURE LIMITS

Limits for General Population/Uncontrolled Exposure (W/kg)

Type Exposure	Uncontrolled Environment Limit (W/kg)
Spatial Peak SAR (1g cube tissue for brain or body)	1.60
Spatial Average SAR (Whole body)	0.08
Spatial Peak SAR (Limbs)	4.0

Any report having not been signed by authorized approver, or having been altered without authorization, or having not been stamped by the "Dedicated Testing/Inspection Stamp" is deemed to be invalid. Copying or excerpting portion of, or altering the content of the report is not permitted without the written authorization of AGC. The test results presented in the report apply only to the tested sample. Any objections to report issued by AGC should be submitted to AGC within 15days after the issuance of the test report. Further enquiry of validity or verification of the test report should be addressed to AGC by agc@agc-cert.com.

9. TEST FACILITY

Test Site	Attestation of Global Compliance (Shenzhen) Co., Ltd
Location	1-2/F, Building 19, Junfeng Industrial Park, Chongqing Road, Heping Community, Fuhai Street, Bao'an District, Shenzhen, Guangdong, China
Designation Number	CN1259
FCC Test Firm Registration Number	975832
A2LA Cert. No.	5054.02
Description	Attestation of Global Compliance(Shenzhen) Co., Ltd is accredited by A2LA

Any report having not been signed by authorized approver, or having been altered without authorization, or having not been stamped by the "Dedicated Testing/Inspection Stamp" is deemed to be invalid. Copying or excerpting portion of, or altering the content of the report is not permitted without the written authorization of AGC. The test results presented in the report apply only to the tested sample. Any objections to report issued by AGC should be submitted to AGC within 15days after the issuance of the test report. Further enquiry of validity or verification of the test report should be addressed to AGC by agc@agc-cert.com.

10. TEST EQUIPMENT LIST

Equipment description	Manufacturer/ Model	Identification No.	Current calibration date	Next calibration date
SAR Probe	MVG	SN 24/20 EP336	Jun. 24,2020	Jun. 23,2021
Phantom	SATIMO	SN_4511_SAM90	Validated. No cal required.	Validated. No cal required.
Phantom	SATIMO	SN_2316_ELLI39	Validated. No cal required.	Validated. No cal required.
Liquid	SATIMO	-	Validated. No cal required.	Validated. No cal required.
Comm Tester	Agilent-8960	GB46310822	Aug. 21,2020	Aug. 20,2021
Comm Tester	R&S- CMW500	121209	Aug. 21,2020	Aug. 20,2021
Multimeter	Keithley 2000	4114939	Sep. 07,2020	Sep. 06,2021
SAR Software	MVG-OpenSAR	OpenSAR V4_02_35	N/A	N/A
Dipole	SATIMO SID750	SN47/14 DIP 0G750-340	Apr. 26,2019	Apr. 25,2022
Dipole	SATIMO SID835	SN29/15 DIP 0G835-383	Apr. 26,2019	Apr. 25,2022
Dipole	SATIMO SID1800	SN46/11 DIP 1G800-186	Apr. 26,2019	Apr. 25,2022
Dipole	SATIMO SID1900	SN 46/11 DIP 1G900-187	Apr. 26,2019	Apr. 25,2022
Dipole	SATIMO SID2450	SN46/11 DIP 2G450-189	Apr. 26,2019	Apr. 25,2022
Dipole	SATIMO SID2600	SN 47/14 DIP 2G600-342	Apr. 26,2019	Apr. 25,2022
Signal Generator	Agilent-E4438C	US41461365	Aug. 21,2020	Aug. 20,2021
Vector Analyzer	Agilent / E4440A	US41421290	Sep. 06,2020	Sep. 05,2021
Network Analyzer	Rhode & Schwarz ZVL6	SN101443	Oct. 16,2020	Oct. 15,2021
Attenuator	Warison /WATT-6SR1211	S/N:WRJ34AYM2F1	June 10,2020	June 09,2021
Attenuator	Mini-circuits / VAT-10+	31405	June 10,2020	June 09,2021
Amplifier	AS0104-55_55	1004793	June 11,2020	June 10,2021
Directional Couple	Werlatone/ C5571-10	SN99463	May 15,2020	May 14,2022
Directional Couple	Werlatone/ C6026-10	SN99482	May 15,2020	May 14,2022
Power Sensor	NRP-Z21	1137.6000.02	Sep. 08,2020	Sep. 07,2021
Power Sensor	NRP-Z23	100323	Feb. 17,2021	Feb. 16,2022
Power Viewer	R&S	V2.3.1.0	N/A	N/A

Note: Per KDB 865664 Dipole SAR Validation, AGC Lab has adopted 3 years calibration intervals. On annual basis, every measurement dipole has been evaluated and is in compliance with the following criteria:
1. There is no physical damage on the dipole;
2. System validation with specific dipole is within 10% of calibrated value;
3. Return-loss is within 20% of calibrated measurement;
4. Impedance is within 5Ω of calibrated measurement.

Any report having not been signed by authorized approver, or having been altered without authorization, or having not been stamped by the "Dedicated Testing/Inspection Stamp" is deemed to be invalid. Copying or excerpting portion of, or altering the content of the report is not permitted without the written authorization of AGC. The test results presented in the report apply only to the tested sample. Any objections to report issued by AGC should be submitted to AGC within 15days after the issuance of the test report. Further enquiry of validity or verification of the test report should be addressed to AGC by agc@agc-cert.com.

11. MEASUREMENT UNCERTAINTY

SATIMO Uncertainty- SN 24/20 EP336 Measurement uncertainty for DUT averaged over 1 gram / 10 gram.									
Uncertainty Component	Sec.	Tol (+- %)	Prob. Dist.	Div.	Ci (1g)	Ci (10g)	1g Ui (+-%)	10g Ui (+-%)	vi
Measurement System									
Probe calibration	E.2.1	7.000	N	1	1	1	7.000	7.000	∞
Axial Isotropy	E.2.2	0.105	R	$\sqrt{3}$	√0.5	√0.5	0.043	0.043	∞
Hemispherical Isotropy	E.2.2	0.105	R	$\sqrt{3}$	√0.5	√0.5	0.043	0.043	∞
Boundary effect	E.2.3	1.000	R	$\sqrt{3}$	1	1	0.577	0.577	∞
Linearity	E.2.4	0.870	R	$\sqrt{3}$	1	1	0.502	0.502	∞
System detection limits	E.2.4	1.000	R	$\sqrt{3}$	1	1	0.577	0.577	∞
Modulation response	E2.5	3.000	R	$\sqrt{3}$	1	1	1.732	1.732	∞
Readout Electronics	E.2.6	0.021	N	1	1	1	0.021	0.021	∞
Response Time	E.2.7	0.000	R	$\sqrt{3}$	1	1	0.000	0.000	∞
Integration Time	E.2.8	1.400	R	$\sqrt{3}$	1	1	0.808	0.808	∞
RF ambient conditions-Noise	E.6.1	3.000	R	$\sqrt{3}$	1	1	1.732	1.732	∞
RF ambient conditions-reflections	E.6.1	3.000	R	$\sqrt{3}$	1	1	1.732	1.732	∞
Probe positioner mechanical tolerance	E.6.2	1.400	R	$\sqrt{3}$	1	1	0.808	0.808	∞
Probe positioning with respect to phantom shell	E.6.3	1.400	R	$\sqrt{3}$	1	1	0.808	0.808	∞
Extrapolation, interpolation, and integrations algorithms for max. SAR evaluation	E.5	2.300	R	$\sqrt{3}$	1	1	1.328	1.328	∞
Test sample Related									
Test sample positioning	E.4.2	2.6	N	1	1	1	2.600	2.600	∞
Device holder uncertainty	E.4.1	3	N	1	1	1	3.000	3.000	∞
Output power variation—SAR drift measurement	E.2.9	5	R	$\sqrt{3}$	1	1	2.887	2.887	∞
SAR scaling	E.6.5	5	R	$\sqrt{3}$	1	1	2.887	2.887	∞
Phantom and tissue parameters									
Phantom shell uncertainty—shape, thickness, and permittivity	E.3.1	4	R	$\sqrt{3}$	1	1	2.309	2.309	∞
Uncertainty in SAR correction for deviations in permittivity and conductivity	E.3.2	1.9	N	1	1	0.84	1.900	1.596	∞
Liquid conductivity measurement	E.3.3	2.5	R	$\sqrt{3}$	0.78	0.71	1.126	1.025	∞
Liquid permittivity measurement	E.3.3	4	N	1	0.78	0.71	3.120	2.840	M
Liquid conductivity—temperature uncertainty	E.3.4	2.5	R	$\sqrt{3}$	0.23	0.26	0.332	0.375	∞
Liquid permittivity—temperature uncertainty	E.3.4	5	N	1	0.23	0.26	1.150	1.300	M
Combined Standard Uncertainty			RSS				10.525	10.341	
Expanded Uncertainty (95% Confidence interval)			K=2				21.051	20.681	

Any report having not been signed by authorized approver, or having been altered without authorization, or having not been stamped by the "Dedicated Testing/Inspection Stamp" is deemed to be invalid. Copying or excerpting portion of, or altering the content of the report is not permitted without the written authorization of AGC. The test results presented in the report apply only to the tested sample. Any objections to report issued by AGC should be submitted to AGC within 15days after the issuance of the test report. Further enquiry of validity or verification of the test report should be addressed to AGC by agc@agc-cert.com.

SATIMO Uncertainty- SN 24/20 EP336 System Validation uncertainty for DUT averaged over 1 gram / 10 gram.									
Uncertainty Component	Sec.	Tol (+- %)	Prob. Dist.	Div.	Ci (1g)	Ci (10g)	1g Ui (+-%)	10g Ui (+-%)	vi
Measurement System									
Probe calibration	E.2.1	7	N	1	1	1	7.000	7.000	∞
Axial Isotropy	E.2.2	0.105	R	$\sqrt{3}$	1	1	0.061	0.061	∞
Hemispherical Isotropy	E.2.2	0.105	R	$\sqrt{3}$	0	0	0.000	0.000	∞
Boundary effect	E.2.3	1	R	$\sqrt{3}$	1	1	0.577	0.577	∞
Linearity	E.2.4	0.870	R	$\sqrt{3}$	1	1	0.502	0.502	∞
System detection limits	E.2.4	1.0	R	$\sqrt{3}$	1	1	0.58	0.58	∞
Modulation response	E2.5	3.0	R	$\sqrt{3}$	0	0	0.00	0.00	∞
Readout Electronics	E.2.6	0.021	N	1	1	1	0.021	0.021	∞
Response Time	E.2.7	0.0	R	$\sqrt{3}$	0	0	0.00	0.00	∞
Integration Time	E.2.8	1.4	R	$\sqrt{3}$	0	0	0.00	0.00	∞
RF ambient conditions-Noise	E.6.1	3.0	R	$\sqrt{3}$	1	1	1.73	1.73	∞
RF ambient conditions-reflections	E.6.1	3.0	R	$\sqrt{3}$	1	1	1.73	1.73	∞
Probe positioner mechanical tolerance	E.6.2	1.4	R	$\sqrt{3}$	1	1	0.81	0.81	∞
Probe positioning with respect to phantom shell	E.6.3	1.4	R	$\sqrt{3}$	1	1	0.81	0.81	∞
Extrapolation, interpolation, and integrations algorithms for max. SAR evaluation	E.5	2.3	R	$\sqrt{3}$	1	1	1.33	1.33	∞
System validation source									
Deviation of experimental dipole from numerical dipole	E.6.4	5.0	N	1	1	1	5.00	5.00	∞
Input power and SAR drift measurement	8,6.6.4	5.0	R	$\sqrt{3}$	1	1	2.89	2.89	∞
Dipole axis to liquid distance	8,E.6.6	2.0	R	$\sqrt{3}$	1	1	1.15	1.15	∞
Phantom and set-up									
Phantom shell uncertainty—shape, thickness, and permittivity	E.3.1	4.0	R	$\sqrt{3}$	1	1	2.31	2.31	∞
Uncertainty in SAR correction for deviations in permittivity and conductivity	E.3.2	1.9	N	1	1	0.84	1.90	1.60	∞
Liquid conductivity（temperature uncertainty）	E.3.3	2.5	R	$\sqrt{3}$	0.78	0.71	1.13	1.02	∞
Liquid conductivity（measured）	E.3.3	4	N	1	0.78	0.71	3.12	2.84	M
Liquid permittivity（temperature uncertainty）	E.3.4	2.5	R	$\sqrt{3}$	0.23	0.26	0.33	0.38	∞
Liquid permittivity（measured）	E.3.4	5	N	1	0.23	0.26	1.15	1.30	M
Combined Standard Uncertainty			RSS				10.458	10.272	
Expanded Uncertainty (95% Confidence interval)			K=2				20.916	20.544	

Any report having not been signed by authorized approver, or having been altered without authorization, or having not been stamped by the "Dedicated Testing/Inspection Stamp" is deemed to be invalid. Copying or excerpting portion of, or altering the content of the report is not permitted without the written authorization of AGC. The test results presented in the report apply only to the tested sample. Any objections to report issued by AGC should be submitted to AGC within 15days after the issuance of the test report. Further enquiry of validity or verification of the test report should be addressed to AGC by agc@agc-cert.com.

SATIMO Uncertainty- SN 24/20 EP336 System Check uncertainty for DUT averaged over 1 gram / 10 gram.									
Uncertainty Component	Sec.	Tol (+- %)	Prob. Dist.	Div.	Ci (1g)	Ci (10g)	1g Ui (+-%)	10g Ui (+-%)	vi
Measurement System									
Probe calibration drift	E.2.1.3	0.5	N	1	1	1	0.50	0.50	∞
Axial Isotropy	E.2.2	0.105	R	$\sqrt{3}$	0	0	0.00	0.00	∞
Hemispherical Isotropy	E.2.2	0.105	R	$\sqrt{3}$	0	0	0.00	0.00	∞
Boundary effect	E.2.3	1	R	$\sqrt{3}$	0	0	0.00	0.00	∞
Linearity	E.2.4	0.870	R	$\sqrt{3}$	0	0	0.00	0.00	∞
System detection limits	E.2.4	1.0	R	$\sqrt{3}$	0	0	0.00	0.00	∞
Modulation response	E2.5	3.0	R	$\sqrt{3}$	0	0	0.00	0.00	∞
Readout Electronics	E.2.6	0.021	N	1	0	0	0.00	0.00	∞
Response Time	E.2.7	0	R	$\sqrt{3}$	0	0	0.00	0.00	∞
Integration Time	E.2.8	1.4	R	$\sqrt{3}$	0	0	0.00	0.00	∞
RF ambient conditions-Noise	E.6.1	3.0	R	$\sqrt{3}$	0	0	0.00	0.00	∞
RF ambient conditions-reflections	E.6.1	3.0	R	$\sqrt{3}$	0	0	0.00	0.00	∞
Probe positioner mechanical tolerance	E.6.2	1.4	R	$\sqrt{3}$	1	1	0.81	0.81	∞
Probe positioning with respect to phantom shell	E.6.3	1.4	R	$\sqrt{3}$	1	1	0.81	0.81	∞
Extrapolation, interpolation, and integrations algorithms for max. SAR evaluation	E.5	2.3	R	$\sqrt{3}$	0	0	0.00	0.00	∞
System check source (dipole)									
Deviation of experimental dipoles	E.6.4	2.0	N	1	1	1	2.00	2.00	∞
Input power and SAR drift measurement	8,6.6.4	5.0	R	$\sqrt{3}$	1	1	2.89	2.89	∞
Dipole axis to liquid distance	8,E.6.6	2.0	R	$\sqrt{3}$	1	1	1.15	1.15	∞
Phantom and tissue parameters									
Phantom shell uncertainty—shape, thickness, and permittivity	E.3.1	4	R	$\sqrt{3}$	1	1	2.31	2.31	∞
Uncertainty in SAR correction for deviations in permittivity and conductivity	E.3.2	1.9	N	1	1	0.84	1.90	1.60	∞
Liquid conductivity measurement	E.3.3	2.5	R	$\sqrt{3}$	0.78	0.71	1.13	1.02	∞
Liquid permittivity measurement	E.3.3	4	N	1	0.78	0.71	3.12	2.84	M
Liquid conductivity—temperature uncertainty	E.3.4	2.5	R	$\sqrt{3}$	0.23	0.26	0.33	0.38	∞
Liquid permittivity—temperature uncertainty	E.3.4	5	N	1	0.23	0.26	1.15	1.30	M
Combined Standard Uncertainty			RSS				5.562	5.203	
Expanded Uncertainty (95% Confidence interval)			K=2				11.124	10.406	

Any report having not been signed by authorized approver, or having been altered without authorization, or having not been stamped by the "Dedicated Testing/Inspection Stamp" is deemed to be invalid. Copying or excerpting portion of, or altering the content of the report is not permitted without the written authorization of AGC. The test results presented in the report apply only to the tested sample. Any objections to report issued by AGC should be submitted to AGC within 15days after the issuance of the test report. Further enquiry of validity or verification of the test report should be addressed to AGC by agc@agc-cert.com.

12. CONDUCTED POWER MEASUREMENT

GSM BAND

Mode	Frequency(MHz)	Avg. Burst Power(dBm)	Duty cycle Factor(dBm)	Frame Power(dBm)
Maximum Power <1>				
GSM 850	824.2	**32.05**	-9	23.05
	836.6	31.75	-9	22.75
	848.8	31.99	-9	22.99
GPRS 850 （1 Slot）	824.2	31.48	-9	22.48
	836.6	31.41	-9	22.41
	848.8	31.62	-9	22.62
GPRS 850 （2 Slot）	824.2	30.21	-6	24.21
	836.6	29.87	-6	23.87
	848.8	30.09	-6	24.09
GPRS 850 （3 Slot）	824.2	29.30	-4.26	**25.04**
	836.6	29.07	-4.26	24.81
	848.8	28.85	-4.26	24.59
GPRS 850 （4 Slot）	824.2	26.89	-3	23.89
	836.6	26.93	-3	23.93
	848.8	26.87	-3	23.87
EGPRS 850 （1 Slot）	824.2	24.48	-9	15.48
	836.6	23.92	-9	14.92
	848.8	24.35	-9	15.35
EGPRS 850 （2 Slot）	824.2	22.75	-6	16.75
	836.6	22.37	-6	16.37
	848.8	22.49	-6	16.49
EGPRS 850 （3 Slot）	824.2	20.51	-4.26	16.25
	836.6	21.12	-4.26	16.86
	848.8	20.49	-4.26	16.23
EGPRS 850 （4 Slot）	824.2	19.52	-3	16.52
	836.6	19.08	-3	16.08
	848.8	19.42	-3	16.42

Any report having not been signed by authorized approver, or having been altered without authorization, or having not been stamped by the "Dedicated Testing/Inspection Stamp" is deemed to be invalid. Copying or excerpting portion of, or altering the content of the report is not permitted without the written authorization of AGC. The test results presented in the report apply only to the tested sample. Any objections to report issued by AGC should be submitted to AGC within 15days after the issuance of the test report. Further enquiry of validity or verification of the test report should be addressed to AGC by agc@agc-cert.com.

GSM BAND CONTINUE

Mode	Frequency(MHz)	Avg. Burst Power(dBm)	Duty cycle Factor(dBm)	Frame Power(dBm)
Maximum Power <1>				
PCS1900	1850.2	30.03	-9	21.03
	1880	**30.05**	-9	21.05
	1909.8	30.04	-9	21.04
GPRS1900 （1 Slot）	1850.2	29.54	-9	20.54
	1880	29.71	-9	20.71
	1909.8	29.76	-9	20.76
GPRS1900 （2 Slot）	1850.2	27.35	-6	21.35
	1880	27.84	-6	21.84
	1909.8	27.35	-6	21.35
GPRS1900 （3 Slot）	1850.2	26.48	-4.26	22.22
	1880	26.61	-4.26	22.35
	1909.8	26.36	-4.26	22.10
GPRS1900 （4 Slot）	1850.2	25.26	-3	22.26
	1880	25.57	-3	**22.57**
	1909.8	25.39	-3	22.39
EGPRS1900 （1 Slot）	1850.2	22.80	-9	13.80
	1880	22.52	-9	13.52
	1909.8	22.48	-9	13.48
EGPRS1900 （2 Slot）	1850.2	22.00	-6	16.00
	1880	22.48	-6	16.48
	1909.8	22.13	-6	16.13
EGPRS1900 （3 Slot）	1850.2	20.24	-4.26	15.98
	1880	20.22	-4.26	15.96
	1909.8	20.56	-4.26	16.30
EGPRS1900 （4 Slot）	1850.2	18.92	-3	15.92
	1880	18.66	-3	15.66
	1909.8	18.39	-3	15.39

Note 1:
The Frame Power (Source-based time-averaged Power) is scaled the maximum burst average power based on time slots. The calculated methods are show as following:
Frame Power = Max burst power (1 Up Slot) – 9 dB
Frame Power = Max burst power (2 Up Slot) – 6 dB
Frame Power = Max burst power (3 Up Slot) – 4.26 dB
Frame Power = Max burst power (4 Up Slot) – 3 dB
Note 2:
SAR is not required for GPRS (1 Slot) Mode because its output power is less than of Voice Mode

Any report having not been signed by authorized approver, or having been altered without authorization, or having not been stamped by the "Dedicated Testing/Inspection Stamp" is deemed to be invalid. Copying or excerpting portion of, or altering the content of the report is not permitted without the written authorization of AGC. The test results presented in the report apply only to the tested sample. Any objections to report issued by AGC should be submitted to AGC within 15days after the issuance of the test report. Further enquiry of validity or verification of the test report should be addressed to AGC by agc@agc-cert.com.

UMTS BAND
HSDPA Setup Configuration:

·The EUT was connected to Base Station Agilent E5515C referred to the Setup Configuration.

·The RF path losses were compensated into the measurements.

·A call was established between EUT and Based Station with following setting:

(1) Set Gain Factors(βc and βd) parameters set according to each

(2) Set RMC 12.2Kbps+HSDPA mode.

(3) Set Cell Power=-86dBm

(4) Set HS-DSCH Configuration Type to FRC (H-set 1, QPSK)

(5) Select HSDPA Uplink Parameters

(6) Set Delta ACK, Delta NACK and Delta CQI=8

(7) Set Ack - Nack Repetition Factor to 3

(8) Set CQI Feedback Cycle (k) to 4ms

(9) Set CQI Repetition Factor to 2

(10) Power Ctrl Mode=All Up bits

·The transmitted maximum output power was recorded.

Table C.10.2.4: β values for transmitter characteristics tests with HS-DPCCH

Sub-test	βc (Note5)	βd	βd (SF)	βc/βd	βHS (Note1, Note 2)	CM (dB) (Note 3)	MPR (dB) (Note 3)
1	2/15	15/15	64	2/15	4/15	0.0	0.0
2	12/15(Note 4)	15/15(Note 4)	64	12/15(Note 4)	24/15	1.0	0.0
3	15/15	8/15	64	15/8	30/15	1.5	0.5
4	15/15	4/15	64	15/4	30/15	1.5	0.5

Note 1: ΔACK, ΔNACK and ΔCQI = 30/15 with β_{hs} = 30/15 * β_c .
Note 2: For the HS-DPCCH power mask requirement test in clause 5.2C, 5.7A, and the Error Vector Magnitude (EVM) with HS-DPCCH test in clause 5.13.1A, and HSDPA EVM with phase discontinuity in clause 5.13.1AA, ΔACK and ΔNACK = 30/15 with β_{hs} = 30/15 * β_c , and ΔCQI = 24/15 with β_{hs} = 24/15 * β_c .
Note 3: CM = 1 for βc/βd =12/15, hs/ c=24/15. For all other combinations of DPDCH, DPCCH and HS-DPCCH the MPR is based on the relative CM difference. This is applicable for only UEs that support HSDPA in release 6 and later releases.
Note 4: For subtest 2 the c/ d ratio of 12/15 for the TFC during the measurement period (TF1, TF0) is achieved by setting the signalled gain factors for the reference TFC (TF1, TF1) to c = 11/15 and d = 15/15.

Any report having not been signed by authorized approver, or having been altered without authorization, or having not been stamped by the "Dedicated Testing/Inspection Stamp" is deemed to be invalid. Copying or excerpting portion of, or altering the content of the report is not permitted without the written authorization of AGC. The test results presented in the report apply only to the tested sample. Any objections to report issued by AGC should be submitted to AGC within 15days after the issuance of the test report. Further enquiry of validity or verification of the test report should be addressed to AGC by agc@agc-cert.com.

HSUPA Setup Configuration:

· The EUT was connected to Base Station Agilent E5515C referred to the Setup Configuration.

· The RF path losses were compensated into the measurements.

· A call was established between EUT and Base Station with following setting * :

(1) Call Configs = 5.2B, 5.9B, 5.10B, and 5.13.2B with QPSK

(2) Set the Gain Factors (βc and βd) and parameters (AG Index) were set according to each specific sub-test in the following table, C11.1.3, quoted from the TS 34.121

(3) Set Cell Power = -86 dBm

(4) Set Channel Type = 12.2k + HSPA

(5) Set UE Target Power

(6) Power Ctrl Mode= Alternating bits

(7) Set and observe the E-TFCI

(8) Confirm that E-TFCI is equal to the target E-TFCI of 75 for sub-test 1, and other subtest's E-TFCI

· The transmitted maximum output power was recorded.

Table C.11.1.3: β values for transmitter characteristics tests with HS-DPCCH and E-DCH

Sub-test	βc	βd	βd (SF)	βc/βd	βHS (Note 1)	βec	βed (Note 4) (Note 5)	βed (SF)	βed (Codes)	CM (dB) (Note 2)	MPR (dB) (Note 2) (Note 6)	AG Index (Note 5)	E-TFCI
1	11/15 (Note 3)	15/15 (Note 3)	64	11/15 (Note 3)	22/15	209/225	1309/225	4	1	1.0	0.0	20	75
2	6/15	15/15	64	6/15	12/15	12/15	94/75	4	1	3.0	2.0	12	67
3	15/15	9/15	64	15/9	30/15	30/15	βed1: 47/15 βed2: 47/15	4 4	2	2.0	1.0	15	92
4	2/15	15/15	64	2/15	4/15	2/15	56/75	4	1	3.0	2.0	17	71
5	15/15	0	-	-	5/15	5/15	47/15	4	1	1.0	0.0	12	67

Note 1: For sub-test 1 to 4, ΔACK, ΔNACK and ΔCQI = 30/15 with β_{hs} = 30/15 * β_c . For sub-test 5, ΔACK, ΔNACK and ΔCQI = 5/15 with β_{hs} = 5/15 * β_c .
Note 2: CM = 1 for βc/βd =12/15, hs/ c=24/15. For all other combinations of DPDCH, DPCCH, HS-DPCCH, E-DPDCH and E-DPCCH the MPR is based on the relative CM difference.
Note 3: For subtest 1 the c/ d ratio of 11/15 for the TFC during the measurement period (TF1, TF0) is achieved by setting the signalled gain factors for the reference TFC (TF1, TF1) to c = 10/15 and d = 15/15.
Note 4: In case of testing by UE using E-DPDCH Physical Layer category 1, Sub-test 3 is omitted according to TS25.306 Table 5.1g.
Note 5: βed cannot be set directly; it is set by Absolute Grant Value.
Note 6: For subtests 2, 3 and 4, UE may perform E-DPDCH power scaling at max power which could results in slightly smaller MPR values.

Any report having not been signed by authorized approver, or having been altered without authorization, or having not been stamped by the "Dedicated Testing/Inspection Stamp" is deemed to be invalid. Copying or excerpting portion of, or altering the content of the report is not permitted without the written authorization of AGC. The test results presented in the report apply only to the tested sample. Any objections to report issued by AGC should be submitted to AGC within 15days after the issuance of the test report. Further enquiry of validity or verification of the test report should be addressed to AGC by agc@agc-cert.com.

UMTS BAND II

Mode	Frequency (MHz)	Avg. Burst Power (dBm)
WCDMA 1900 RMC	1852.4	22.29
	1880	21.88
	1907.6	21.95
WCDMA 1900 AMR	1852.4	22.01
	1880	21.88
	1907.6	21.88
HSDPA Subtest 1	1852.4	21.12
	1880	20.96
	1907.6	21.00
HSDPA Subtest 2	1852.4	20.35
	1880	19.89
	1907.6	20.69
HSDPA Subtest 3	1852.4	20.09
	1880	19.78
	1907.6	20.23
HSDPA Subtest 4	1852.4	20.16
	1880	20.45
	1907.6	20.82
HSUPA Subtest 1	1852.4	20.40
	1880	20.21
	1907.6	20.59
HSUPA Subtest 2	1852.4	21.45
	1880	21.56
	1907.6	21.51
HSUPA Subtest 3	1852.4	21.41
	1880	21.11
	1907.6	21.30
HSUPA Subtest 4	1852.4	21.35
	1880	**22.35**
	1907.6	22.33
HSUPA Subtest 5	1852.4	21.24
	1880	21.79
	1907.6	21.83

Any report having not been signed by authorized approver, or having been altered without authorization, or having not been stamped by the "Dedicated Testing/Inspection Stamp" is deemed to be invalid. Copying or excerpting portion of, or altering the content of the report is not permitted without the written authorization of AGC. The test results presented in the report apply only to the tested sample. Any objections to report issued by AGC should be submitted to AGC within 15days after the issuance of the test report. Further enquiry of validity or verification of the test report should be addressed to AGC by agc@agc-cert.com.

UMTS BAND IV

Mode	Frequency (MHz)	Avg. Burst Power (dBm)
WCDMA 1700 RMC	1712.4	**22.64**
	1732.4	21.93
	1752.6	22.17
WCDMA 1700 AMR	1712.4	21.96
	1732.4	22.00
	1752.6	21.67
HSDPA Subtest 1	1712.4	21.01
	1732.4	20.81
	1752.6	20.80
HSDPA Subtest 2	1712.4	20.26
	1732.4	20.20
	1752.6	20.69
HSDPA Subtest 3	1712.4	19.81
	1732.4	20.09
	1752.6	20.19
HSDPA Subtest 4	1712.4	20.15
	1732.4	20.31
	1752.6	20.65
HSUPA Subtest 1	1712.4	20.47
	1732.4	20.31
	1752.6	20.61
HSUPA Subtest 2	1712.4	21.66
	1732.4	21.91
	1752.6	21.23
HSUPA Subtest 3	1712.4	21.07
	1732.4	20.92
	1752.6	21.06
HSUPA Subtest 4	1712.4	21.16
	1732.4	22.07
	1752.6	22.20
HSUPA Subtest 5	1712.4	21.23
	1732.4	21.86
	1752.6	21.91

Any report having not been signed by authorized approver, or having been altered without authorization, or having not been stamped by the "Dedicated Testing/Inspection Stamp" is deemed to be invalid. Copying or excerpting portion of, or altering the content of the report is not permitted without the written authorization of AGC. The test results presented in the report apply only to the tested sample. Any objections to report issued by AGC should be submitted to AGC within 15days after the issuance of the test report. Further enquiry of validity or verification of the test report should be addressed to AGC by agc@agc-cert.com.

UMTS BAND V

Mode	Frequency (MHz)	Avg. Burst Power (dBm)
WCDMA 850 RMC	826.4	**22.30**
	836.4	21.90
	846.6	22.29
WCDMA 850 AMR	826.4	22.28
	836.4	21.92
	846.6	21.73
HSDPA Subtest 1	826.4	21.18
	836.4	21.01
	846.6	20.62
HSDPA Subtest 2	826.4	20.32
	836.4	19.85
	846.6	20.68
HSDPA Subtest 3	826.4	19.86
	836.4	19.90
	846.6	20.10
HSDPA Subtest 4	826.4	20.13
	836.4	20.56
	846.6	20.61
HSUPA Subtest 1	826.4	20.41
	836.4	20.35
	846.6	20.38
HSUPA Subtest 2	826.4	21.54
	836.4	21.81
	846.6	21.30
HSUPA Subtest 3	826.4	21.19
	836.4	21.10
	846.6	21.03
HSUPA Subtest 4	826.4	21.26
	836.4	22.16
	846.6	22.28
HSUPA Subtest 5	826.4	21.10
	836.4	21.57
	846.6	21.80

Any report having not been signed by authorized approver, or having been altered without authorization, or having not been stamped by the "Dedicated Testing/Inspection Stamp" is deemed to be invalid. Copying or excerpting portion of, or altering the content of the report is not permitted without the written authorization of AGC. The test results presented in the report apply only to the tested sample. Any objections to report issued by AGC should be submitted to AGC within 15days after the issuance of the test report. Further enquiry of validity or verification of the test report should be addressed to AGC by agc@agc-cert.com.

According to 3GPP 25.101 sub-clause 6.2.2 , the maximum output power is allowed to be reduced by following the table.

Table 6.1aA: UE maximum output power with HS-DPCCH and E-DCH

UE Transmit Channel Configuration	CM(db)	MPR(db)
For all combinations of ,DPDCH,DPCCH HS-DPDCH,E-DPDCH and E-DPCCH	0≤ CM≤3.5	MAX(CM-1,0)
Note: CM=1 for β_c/β_d=12/15, β_{hs}/β_c=24/15.For all other combinations of DPDCH, DPCCH, HS-DPCCH, E-DPDCH and E-DPCCH the MPR is based on the relative CM difference.		

The device supports MPR to solve linearity issues (ACLR or SEM) due to the higher peak-to average ratios (PAR) of the HSUPA signal. This prevents saturating the full range of the TX DAC inside of device and provides a reduced power output to the RF transceiver chip according to the Cubic Metric (a function of the combinations of DPDCH, DPCCH, HS-DPCCH, E-DPDCH and E-DPCCH).

When E-DPDCH channels are present the beta gains on those channels are reduced firsts to try to get the power under the allowed limit. If the beta gains are lowered as far as possible, then a hard limiting is applied at the maximum allowed level.

The SW currently recalculates the cubic metric every time the beta gains on the E-DPDCH are reduced. The cubic metric will likely get lower each time this is done .However, there is no reported reduction of maximum output power in the HSUPA mode since the device also provides a compensation for the power back-off by increasing the gain of TX_AGC in the transceiver (PA) device.

The end effect is that the DUT output power is identical to the case where there is no MPR in the device.

Any report having not been signed by authorized approver, or having been altered without authorization, or having not been stamped by the "Dedicated Testing/Inspection Stamp" is deemed to be invalid. Copying or excerpting portion of, or altering the content of the report is not permitted without the written authorization of AGC. The test results presented in the report apply only to the tested sample. Any objections to report issued by AGC should be submitted to AGC within 15days after the issuance of the test report. Further enquiry of validity or verification of the test report should be addressed to AGC by agc@agc-cert.com.

LTE Band

LTE (TDD) Considerations

For Time-Division Duplex (TDD) systems, SAR must be tested using a fixed periodic duty factor according to the highest transmission duty factor implemented for the device and supported by the defined 3GPP LTE TDD configurations.

SAR was tested with the highest transmission duty factor (63.33%) using Uplink-downlink configuration 0 and Special subframe configuration 7.

LTE TDD Band 41 supports 3GPP TS 36.211 section 4.2 for Type 2 Frame Structure and Table 4.2-2 for uplink-downlink configurations and Table 4.2-1 for Special subframe configurations.

Table 4.2-1: Configuration of special subframe (lengths of DwPTS/GP/UpPTS)

Special subframe configuration	Normal cyclic prefix in downlink			Extended cyclic prefix in downlink		
	DwPTS	UpPTS		DwPTS	UpPTS	
		Normal cyclic prefix in uplink	Extended cyclic prefix in uplink		Normal cyclic prefix in uplink	Extended cyclic prefix in uplink
0	$6592 \cdot T_s$	$2192 \cdot T_s$	$2560 \cdot T_s$	$7680 \cdot T_s$	$2192 \cdot T_s$	$2560 \cdot T_s$
1	$19760 \cdot T_s$			$20480 \cdot T_s$		
2	$21952 \cdot T_s$			$23040 \cdot T_s$		
3	$24144 \cdot T_s$			$25600 \cdot T_s$		
4	$26336 \cdot T_s$			$7680 \cdot T_s$	$4384 \cdot T_s$	$5120 \cdot T_s$
5	$6592 \cdot T_s$	$4384 \cdot T_s$	$5120 \cdot T_s$	$20480 \cdot T_s$		
6	$19760 \cdot T_s$			$23040 \cdot T_s$		
7	$21952 \cdot T_s$			$12800 \cdot T_s$		
8	$24144 \cdot T_s$			-	-	-
9	$13168 \cdot T_s$			-	-	-

Table 4.2-2: Uplink-downlink configurations

Uplink-downlink configuration	Downlink-to-Uplink Switch-point periodicity	Subframe number									
		0	1	2	3	4	5	6	7	8	9
0	5 ms	D	S	U	U	U	D	S	U	U	U
1	5 ms	D	S	U	U	D	D	S	U	U	D
2	5 ms	D	S	U	D	D	D	S	U	D	D
3	10 ms	D	S	U	U	U	D	D	D	D	D
4	10 ms	D	S	U	U	D	D	D	D	D	D
5	10 ms	D	S	U	D	D	D	D	D	D	D
6	5 ms	D	S	U	U	U	D	S	U	U	D

Any report having not been signed by authorized approver, or having been altered without authorization, or having not been stamped by the "Dedicated Testing/Inspection Stamp" is deemed to be invalid. Copying or excerpting portion of, or altering the content of the report is not permitted without the written authorization of AGC. The test results presented in the report apply only to the tested sample. Any objections to report issued by AGC should be submitted to AGC within 15days after the issuance of the test report. Further enquiry of validity or verification of the test report should be addressed to AGC by agc@agc-cert.com.

Calculated Duty Cycle

Uplink-Downlink Configuration	Downlink-to-Uplink Switch-point Periodicity	Subframe Number										Calculated Duty Cycle(%)
		0	1	2	3	4	5	6	7	8	9	
0	5ms	D	S	U	U	U	D	S	U	U	U	63.33
1	5ms	D	S	U	U	D	D	S	U	U	D	43.33
2	5ms	D	S	U	D	D	D	S	U	D	D	23.33
3	10ms	D	S	U	U	U	D	D	D	D	D	31.67
4	10ms	D	S	U	U	D	D	D	D	D	D	21.67
5	10ms	D	S	U	D	D	D	D	D	D	D	11.67
6	5ms	D	S	U	U	U	D	S	U	U	D	53.33

Note: Calculated Duty Cycle = Extended cyclic prefix in uplink x (Ts) x # of S + # of U
Example for Calculated Duty Cycle for Uplink-Downlink Configuration 0:
Calculated Duty Cycle = 5120 x [1/(15000 x 2048)] x 2 + 6 ms = 63.33%
where
Ts = 1/(15000 x 2048) seconds

Any report having not been signed by authorized approver, or having been altered without authorization, or having not been stamped by the "Dedicated Testing/Inspection Stamp" is deemed to be invalid. Copying or excerpting portion of, or altering the content of the report is not permitted without the written authorization of AGC. The test results presented in the report apply only to the tested sample. Any objections to report issued by AGC should be submitted to AGC within 15days after the issuance of the test report. Further enquiry of validity or verification of the test report should be addressed to AGC by agc@agc-cert.com.

LTE Band

Average Power of LTE Band 2(dBm)							
Bandwidth	**Modulation**	**RB size**	**RB offset**	**Target MPR**	**Channel 18607**	**Channel 18900**	**Channel 19193**
1.4MHz	QPSK	1	0	0	21.71	21.83	22.07
			3	0	21.65	21.88	21.83
			5	0	21.72	21.73	21.88
		3	0	0	21.67	21.8	22
			2	0	21.76	21.79	22.05
			3	0	21.78	21.79	22.06
		6	0	1	20.62	20.86	20.92
	16QAM	1	0	1	21.53	21.4	21.09
			3	1	21.44	21.35	21.18
			5	1	21.66	21.31	21.36
		3	0	1	20.83	20.78	21.19
			2	1	20.83	20.77	21.2
			3	1	20.88	20.8	21.22
		6	0	2	19.97	19.94	20.51
Bandwidth	**Modulation**	**RB size**	**RB offset**	**Target MPR**	**Channel 18615**	**Channel 18900**	**Channel 19185**
3MHz	QPSK	1	0	0	21.69	21.75	21.85
			7	0	21.67	21.93	21.87
			14	0	21.72	21.86	21.94
		8	0	1	20.81	20.69	20.88
			4	1	20.81	20.69	20.89
			7	1	20.76	20.72	20.99
		15	0	1	20.78	20.76	21.04
	16QAM	1	0	1	21.17	20.96	21.03
			7	1	21.22	21.07	20.96
			14	1	21.17	21	21.06
		8	0	2	19.96	19.78	20.3
			4	2	19.97	19.79	20.31
			7	2	20.08	19.84	20.27
		15	0	2	19.84	19.87	20.13

Any report having not been signed by authorized approver, or having been altered without authorization, or having not been stamped by the "Dedicated Testing/Inspection Stamp" is deemed to be invalid. Copying or excerpting portion of, or altering the content of the report is not permitted without the written authorization of AGC. The test results presented in the report apply only to the tested sample. Any objections to report issued by AGC should be submitted to AGC within 15days after the issuance of the test report. Further enquiry of validity or verification of the test report should be addressed to AGC by agc@agc-cert.com.

Average Power of LTE Band 2(dBm)							
Bandwidth	Modulation	RB size	RB offset	Target MPR	Channel 18625	Channel 18900	Channel 19175
5MHz	QPSK	1	0	0	21.69	21.79	21.92
			13	0	21.67	21.86	21.89
			24	0	21.73	21.87	21.88
		12	0	1	20.86	20.79	20.98
			6	1	20.86	20.79	20.98
			13	1	20.77	20.81	20.99
		25	0	1	20.67	20.77	21.02
	16QAM	1	0	1	20.21	20.93	20.77
			13	1	20.12	21.06	20.75
			24	1	20.19	20.97	20.85
		12	0	2	19.73	19.87	20.07
			6	2	19.74	19.76	19.97
			13	2	19.75	19.91	19.98
		25	0	2	19.94	19.9	19.96
Bandwidth	Modulation	RB size	RB offset	Target MPR	Channel 18650	Channel 18900	Channel 19150
10MHz	QPSK	1	0	0	21.66	21.92	21.9
			25	0	21.63	21.94	21.88
			49	0	21.68	21.93	22.01
		25	0	1	20.7	20.72	21
			13	1	20.7	20.72	21
			25	1	20.68	20.7	21.04
		50	0	1	20.65	20.86	20.97
	16QAM	1	0	1	20.99	21.21	20.72
			25	1	21.01	20.94	20.79
			49	1	21.04	20.97	20.8
		25	0	2	19.82	19.95	20.21
			13	2	19.83	19.95	20.22
			25	2	19.71	20.05	20.26
		50	0	2	19.96	19.91	20.14

Any report having not been signed by authorized approver, or having been altered without authorization, or having not been stamped by the "Dedicated Testing/Inspection Stamp" is deemed to be invalid. Copying or excerpting portion of, or altering the content of the report is not permitted without the written authorization of AGC. The test results presented in the report apply only to the tested sample. Any objections to report issued by AGC should be submitted to AGC within 15days after the issuance of the test report. Further enquiry of validity or verification of the test report should be addressed to AGC by agc@agc-cert.com.

Average Power of LTE Band 2(dBm)							
Bandwidth	**Modulation**	**RB size**	**RB offset**	**Target MPR**	**Channel 18675**	**Channel 18900**	**Channel 19125**
15MHz	QPSK	1	0	0	21.75	21.85	21.8
			38	0	21.74	21.81	21.96
			74	0	21.77	21.84	21.99
		36	0	1	20.81	20.76	20.91
			18	1	20.82	20.77	20.91
			39	1	20.82	20.77	20.9
		75	0	1	20.78	20.79	20.98
	16QAM	1	0	1	21.33	21.58	21.52
			38	1	21.38	21.52	21.59
			74	1	21.36	21.59	21.78
		36	0	2	19.89	19.81	20.17
			18	2	19.9	19.82	20.18
			39	2	19.91	19.83	20.19
		75	0	2	19.9	19.92	20.06
Bandwidth	**Modulation**	**RB size**	**RB offset**	**Target MPR**	**Channel 18700**	**Channel 18900**	**Channel 19100**
20MHz	QPSK	1	0	0	21.93	22.05	21.96
			50	0	21.83	22.07	21.98
			99	0	21.85	**22.16**	22.12
		50	0	1	20.86	20.86	20.92
			25	1	20.87	20.87	20.92
			50	1	20.69	20.76	21.04
		100	0	1	20.78	20.71	21.06
	16QAM	1	0	1	21.12	20.85	21.58
			50	1	21	20.92	21.75
			99	1	20.99	20.96	21.83
		50	0	2	19.9	19.92	20.05
			25	2	19.84	19.94	20.06
			50	2	19.87	19.91	20.15
		100	0	2	20.08	19.92	20.13

Any report having not been signed by authorized approver, or having been altered without authorization, or having not been stamped by the "Dedicated Testing/Inspection Stamp" is deemed to be invalid. Copying or excerpting portion of, or altering the content of the report is not permitted without the written authorization of AGC. The test results presented in the report apply only to the tested sample. Any objections to report issued by AGC should be submitted to AGC within 15days after the issuance of the test report. Further enquiry of validity or verification of the test report should be addressed to AGC by agc@agc-cert.com.

Average Power of LTE Band 4(dBm)							
Bandwidth	Modulation	RB size	RB offset	Target MPR	Channel 19957	Channel 20175	Channel 20393
1.4MHz	QPSK	1	0	0	22.03	22.13	22.11
			3	0	22.08	22.07	22.14
			5	0	22.05	22.03	22.15
		3	0	0	22.14	21.91	22.05
			2	0	22.13	21.9	22.04
			3	0	22.12	21.97	22
		6	0	1	21.1	20.83	20.75
	16QAM	1	0	1	22.02	21.25	21.18
			3	1	21.89	21.13	21.21
			5	1	21.97	21.2	21.21
		3	0	1	21.34	21.26	20.93
			2	1	21.35	21.27	20.94
			3	1	21.36	21.19	20.86
		6	0	2	20.28	20.34	20.35
Bandwidth	Modulation	RB size	RB offset	Target MPR	Channel 19965	Channel 20175	Channel 20385
3MHz	QPSK	1	0	0	22.01	21.94	22.15
			7	0	22.01	21.97	22.12
			14	0	21.97	21.92	22.21
		8	0	1	21.09	20.83	20.91
			4	1	21.1	20.83	20.92
			7	1	21.1	20.85	20.92
		15	0	1	21.12	20.95	20.72
	16QAM	1	0	1	21.64	21.74	21.2
			7	1	21.59	21.73	21.19
			14	1	21.68	21.76	21.18
		8	0	2	20.61	20.08	20.16
			4	2	20.62	20.1	20.17
			7	2	20.65	20.15	20.23
		15	0	2	20.18	20.03	20.12

Any report having not been signed by authorized approver, or having been altered without authorization, or having not been stamped by the "Dedicated Testing/Inspection Stamp" is deemed to be invalid. Copying or excerpting portion of, or altering the content of the report is not permitted without the written authorization of AGC. The test results presented in the report apply only to the tested sample. Any objections to report issued by AGC should be submitted to AGC within 15days after the issuance of the test report. Further enquiry of validity or verification of the test report should be addressed to AGC by agc@agc-cert.com.

Average Power of LTE Band 4(dBm)							
Bandwidth	Modulation	RB size	RB offset	Target MPR	Channel 19975	Channel 20175	Channel 20375
5MHz	QPSK	1	0	0	22.08	21.96	21.84
			13	0	22.1	22.52	21.82
			24	0	22.03	22.03	21.82
		12	0	1	21.07	20.86	20.95
			6	1	21.06	20.85	20.95
			13	1	21.07	20.8	20.96
		25	0	1	21.06	20.86	20.76
	16QAM	1	0	1	20.6	21.18	20.62
			13	1	20.61	21.2	20.59
			24	1	20.59	21.24	20.55
		12	0	2	20.34	20.04	20.05
			6	2	20.35	20.04	20.04
			13	2	20.2	20.07	19.87
		25	0	2	20.15	19.98	19.9
Bandwidth	Modulation	RB size	RB offset	Target MPR	Channel 20000	Channel 20175	Channel 20350
10MHz	QPSK	1	0	0	21.9	22.14	22.13
			25	0	21.94	22.08	22.07
			49	0	21.9	22.09	22.21
		25	0	1	21.09	20.93	20.94
			13	1	21.1	20.93	20.94
			25	1	21	20.78	20.94
		50	0	1	21.04	20.83	20.73
	16QAM	1	0	1	21.42	21.23	20.78
			25	1	21.54	21.13	20.69
			49	1	21.42	21.16	20.7
		25	0	2	20.21	20.37	20.01
			13	2	20.24	20.24	20.02
			25	2	20.18	20.22	20.08
		50	0	2	20.17	20.03	20.01

Any report having not been signed by authorized approver, or having been altered without authorization, or having not been stamped by the "Dedicated Testing/Inspection Stamp" is deemed to be invalid. Copying or excerpting portion of, or altering the content of the report is not permitted without the written authorization of AGC. The test results presented in the report apply only to the tested sample. Any objections to report issued by AGC should be submitted to AGC within 15days after the issuance of the test report. Further enquiry of validity or verification of the test report should be addressed to AGC by agc@agc-cert.com.

Average Power of LTE Band 4(dBm)							
Bandwidth	Modulation	RB size	RB offset	Target MPR	Channel 20025	Channel 20175	Channel 20325
15MHz	QPSK	1	0	0	21.92	22.07	22.87
			38	0	21.88	22.02	22.92
			74	0	21.92	22.10	23
		36	0	1	20.93	20.79	21.81
			18	1	20.93	20.79	21.82
			39	1	20.93	20.79	21.82
		75	0	1	21.10	20.89	21.65
	16QAM	1	0	1	21.45	21.29	22.28
			38	1	21.41	22.12	22.36
			74	1	21.43	22.03	22.25
		36	0	2	20.31	20.13	20.84
			18	2	20.18	20.14	20.86
			39	2	20.19	20.02	20.76
		75	0	2	20.15	20.04	20.81
Bandwidth	Modulation	RB size	RB offset	Target MPR	Channel 20050	Channel 20175	Channel 20300
20MHz	QPSK	1	0	0	**23.10**	22.99	22.83
			50	0	22.98	23.01	22.87
			99	0	22.85	23.09	22.81
		50	0	1	21.83	21.64	21.68
			25	1	21.83	21.76	21.67
			50	1	21.73	21.8	21.65
		100	0	1	21.89	21.87	21.67
	16QAM	1	0	1	22.09	22.14	22.64
			50	1	22.18	22.09	22.5
			99	1	21.93	21.91	22.52
		50	0	2	21.03	21.03	20.85
			25	2	21.04	21.03	20.72
			50	2	21.03	20.8	20.79
		100	0	2	20.87	20.72	20.9

Any report having not been signed by authorized approver, or having been altered without authorization, or having not been stamped by the "Dedicated Testing/Inspection Stamp" is deemed to be invalid. Copying or excerpting portion of, or altering the content of the report is not permitted without the written authorization of AGC. The test results presented in the report apply only to the tested sample. Any objections to report issued by AGC should be submitted to AGC within 15days after the issuance of the test report. Further enquiry of validity or verification of the test report should be addressed to AGC by agc@agc-cert.com.

Average Power of LTE Band 5(dBm)							
Bandwidth	Modulation	RB size	RB offset	Target MPR	Channel 20407	Channel 20525	Channel 20643
1.4MHz	QPSK	1	0	0	22.85	22.79	22.87
			3	0	22.68	22.84	22.88
			5	0	22.77	22.94	22.86
		3	0	0	22.74	22.80	22.89
			2	0	22.72	22.78	23.02
			3	0	22.74	22.78	23.02
		6	0	1	21.89	21.66	21.9
	16QAM	1	0	1	22.43	22.09	21.87
			3	1	22.39	22.11	21.87
			5	1	22.51	22.15	21.86
		3	0	1	21.96	21.96	22.03
			2	1	21.96	21.95	22.15
			3	1	22.00	21.91	22.00
		6	0	2	21.29	20.97	21.26
Bandwidth	Modulation	RB size	RB offset	Target MPR	Channel 20415	Channel 20525	Channel 20635
3MHz	QPSK	1	0	0	22.63	22.85	23.04
			7	0	22.7	22.82	22.94
			14	0	22.73	22.82	22.95
		8	0	1	21.68	21.74	22.08
			4	1	21.68	21.74	22.05
			7	1	21.75	21.76	22.05
		15	0	1	21.82	21.71	22.13
	16QAM	1	0	1	22.25	22.4	21.65
			7	1	22.14	22.37	21.72
			14	1	22.3	22.45	21.78
		8	0	2	21.41	21.34	20.98
			4	2	21.41	21.35	21.03
			7	2	21.30	20.94	21.20
		15	0	2	21.18	20.88	20.86

Any report having not been signed by authorized approver, or having been altered without authorization, or having not been stamped by the "Dedicated Testing/Inspection Stamp" is deemed to be invalid. Copying or excerpting portion of, or altering the content of the report is not permitted without the written authorization of AGC. The test results presented in the report apply only to the tested sample. Any objections to report issued by AGC should be submitted to AGC within 15days after the issuance of the test report. Further enquiry of validity or verification of the test report should be addressed to AGC by agc@agc-cert.com.

Average Power of LTE Band 5(dBm)							
Bandwidth	Modulation	RB size	RB offset	Target MPR	Channel 20425	Channel 20525	Channel 20625
5MHz	QPSK	1	0	0	22.75	22.82	22.86
			13	0	22.58	22.91	22.85
			24	0	22.60	22.73	22.83
		12	0	1	21.63	21.68	21.89
			6	1	21.63	21.69	21.9
			13	1	21.73	21.82	21.94
		25	0	1	22.07	21.77	21.99
	16QAM	1	0	1	21.16	22.03	21.69
			13	1	21.15	21.95	21.56
			24	1	21.08	21.99	21.47
		12	0	2	21.17	21.25	21.17
			6	2	21.18	21.25	21.19
			13	2	20.88	20.82	20.63
		25	0	2	20.76	20.82	20.67
Bandwidth	Modulation	RB size	RB offset	Target MPR	Channel 20450	Channel 20525	Channel 20600
10MHz	QPSK	1	0	0	22.67	23.00	22.71
			25	0	22.59	23.05	22.96
			49	0	22.74	**23.16**	23.01
		25	0	1	21.97	21.80	22.15
			13	1	21.84	21.80	22.16
			25	1	21.66	22.01	22.07
		50	0	1	21.76	21.89	22.21
	16QAM	1	0	1	22.09	22.00	21.51
			25	1	22.1	21.95	21.97
			49	1	22.09	22.48	21.67
		25	0	2	20.9	21.31	21.42
			13	2	20.91	21.32	21.45
			25	2	21.18	20.91	20.97
		50	0	2	21.08	20.74	21.21

Any report having not been signed by authorized approver, or having been altered without authorization, or having not been stamped by the "Dedicated Testing/Inspection Stamp" is deemed to be invalid. Copying or excerpting portion of, or altering the content of the report is not permitted without the written authorization of AGC. The test results presented in the report apply only to the tested sample. Any objections to report issued by AGC should be submitted to AGC within 15days after the issuance of the test report. Further enquiry of validity or verification of the test report should be addressed to AGC by agc@agc-cert.com.

Average Power of LTE Band 12(dBm)							
Bandwidth	Modulation	RB size	RB offset	Target MPR	Channel 23017	Channel 23095	Channel 23173
1.4MHz	QPSK	1	0	0	22.81	22.62	22.59
			3	0	22.83	22.69	22.64
			5	0	22.93	22.72	22.55
		3	0	0	22.69	22.7	22.55
			2	0	22.67	22.7	22.8
			3	0	22.75	22.58	22.52
		6	0	1	21.59	21.97	21.58
	16QAM	1	0	1	22.09	21.97	21.48
			3	1	22.37	22.18	21.68
			5	1	22.28	22.34	21.57
		3	0	1	21.83	22.09	21.69
			2	1	21.83	21.96	21.53
			3	1	21.81	22.02	21.78
		6	0	2	20.78	21.15	21
Bandwidth	Modulation	RB size	RB offset	Target MPR	Channel 23025	Channel 23095	Channel 23165
3MHz	QPSK	1	0	0	22.82	22.85	22.64
			7	0	22.82	22.71	22.70
			14	0	22.86	22.82	22.75
		8	0	1	21.74	21.52	21.46
			4	1	21.74	21.54	21.47
			7	1	21.71	22.06	21.67
		15	0	1	21.68	22.01	21.38
	16QAM	1	0	1	21.97	22.3	21.45
			7	1	22.16	22.64	21.40
			14	1	22.06	22.61	21.43
		8	0	2	20.73	21.06	21.27
			4	2	20.73	21.06	21.28
			7	2	20.96	20.93	20.93
		15	0	2	20.62	21.17	21.20

Any report having not been signed by authorized approver, or having been altered without authorization, or having not been stamped by the "Dedicated Testing/Inspection Stamp" is deemed to be invalid. Copying or excerpting portion of, or altering the content of the report is not permitted without the written authorization of AGC. The test results presented in the report apply only to the tested sample. Any objections to report issued by AGC should be submitted to AGC within 15days after the issuance of the test report. Further enquiry of validity or verification of the test report should be addressed to AGC by agc@agc-cert.com.

Average Power of LTE Band 12(dBm)							
Bandwidth	Modulation	RB size	RB offset	Target MPR	Channel 23035	Channel 23095	Channel 23155
5MHz	QPSK	1	0	0	22.71	22.75	22.78
			13	0	22.63	22.6	22.68
			24	0	22.87	22.85	22.51
		12	0	1	21.74	21.54	22.01
			6	1	21.74	21.54	22.00
			13	1	21.74	21.94	21.60
		25	0	1	21.59	21.89	21.37
	16QAM	1	0	1	21.01	21.78	21.65
			13	1	20.89	22.05	21.09
			24	1	20.85	21.55	21.37
		12	0	2	20.54	21.11	20.92
			6	2	20.53	21.12	20.93
			13	2	20.64	20.96	20.94
		25	0	2	20.95	21.14	20.90
Bandwidth	Modulation	RB size	RB offset	Target MPR	Channel 23060	Channel 23095	Channel 23130
10MHz	QPSK	1	0	0	22.55	22.61	**22.99**
			25	0	22.80	22.60	22.77
			49	0	22.64	22.72	22.85
		25	0	1	21.73	21.57	22.07
			13	1	21.73	21.58	22.06
			25	1	21.69	21.70	21.52
		50	0	1	21.46	21.96	21.72
	16QAM	1	0	1	21.80	21.85	21.42
			25	1	21.68	22.19	21.56
			49	1	22.15	22.32	21.70
		25	0	2	20.65	21.03	21.03
			13	2	20.65	21.04	21.04
			25	2	20.96	21.01	21.08
		50	0	2	20.83	21.23	21.10

Any report having not been signed by authorized approver, or having been altered without authorization, or having not been stamped by the "Dedicated Testing/Inspection Stamp" is deemed to be invalid. Copying or excerpting portion of, or altering the content of the report is not permitted without the written authorization of AGC. The test results presented in the report apply only to the tested sample. Any objections to report issued by AGC should be submitted to AGC within 15days after the issuance of the test report. Further enquiry of validity or verification of the test report should be addressed to AGC by agc@agc-cert.com.

Average Power of LTE Band 17(dBm)							
Bandwidth	Modulation	RB size	RB offset	Target MPR	Channel 23755	Channel 23790	Channel 23825
5MHz	QPSK	1	0	0	22.63	22.54	22.65
			13	0	22.7	22.72	22.56
			24	0	22.57	22.67	22.53
		12	0	1	22.00	22.04	22.04
			6	1	21.53	22.04	22.04
			13	1	22.04	22.10	21.70
		25	0	1	21.85	21.69	21.59
	16QAM	1	0	1	20.95	21.88	21.61
			13	1	21.17	21.63	21.12
			24	1	21.32	22.02	21.27
		12	0	2	21.02	21.00	20.94
			6	2	21.03	21.01	20.95
			13	2	20.86	21.28	20.96
		25	0	2	21.25	21.07	20.92
Bandwidth	Modulation	RB size	RB offset	Target MPR	Channel 23780	Channel 23790	Channel 23800
10MHz	QPSK	1	0	0	22.69	22.70	22.16
			25	0	22.49	**22.81**	22.23
			49	0	22.47	22.67	22.40
		25	0	1	21.51	22.06	21.62
			13	1	21.51	22.06	21.61
			25	1	22.19	22.12	21.24
		50	0	1	21.83	21.77	21.36
	16QAM	1	0	1	21.61	21.94	21.61
			25	1	22.13	21.95	21.42
			49	1	21.78	21.85	21.50
		25	0	2	21.14	21.19	21.08
			13	2	21.15	21.2	21.08
			25	2	20.97	21.14	21.11
		50	0	2	20.98	21.33	21.13

Any report having not been signed by authorized approver, or having been altered without authorization, or having not been stamped by the "Dedicated Testing/Inspection Stamp" is deemed to be invalid. Copying or excerpting portion of, or altering the content of the report is not permitted without the written authorization of AGC. The test results presented in the report apply only to the tested sample. Any objections to report issued by AGC should be submitted to AGC within 15days after the issuance of the test report. Further enquiry of validity or verification of the test report should be addressed to AGC by agc@agc-cert.com.

Average Power of LTE Band 25(dBm)							
Bandwidth	Modulation	RB size	RB offset	Target MPR	Channel 26047	Channel 26365	Channel 26683
1.4MHz	QPSK	1	0	0	22.78	22.72	23
			2	0	22.9	22.79	23
			5	0	21.44	22.78	22.97
		3	0	0	21.48	22.66	22.89
			1	0	22.05	22.64	22.97
			3	0	22.72	22.62	21.45
		6	0	1	21.56	21.55	21.97
	16QAM	1	0	1	22.5	22.28	22.85
			2	1	21.35	22.25	22.84
			5	1	21.26	22.28	22.86
		3	0	1	21.93	21.76	22.12
			1	1	21.93	21.76	22.05
			3	1	21.99	21.82	22.15
		6	0	2	20.9	20.93	21.17
Bandwidth	Modulation	RB size	RB offset	Target MPR	Channel 26055	Channel 26365	Channel 26675
3MHz	QPSK	1	0	0	22.64	22.69	22.8
			8	0	22.6	22.67	22.92
			14	0	22.66	22.68	22.92
		8	0	1	21.74	21.54	21.75
			4	1	21.74	21.54	21.91
			7	1	21.68	21.57	21.89
		15	0	1	21.67	21.55	21.88
	16QAM	1	0	1	21.91	22.13	21.89
			8	1	21.84	22.2	22.03
			14	1	21.96	22.34	22.06
		8	0	2	21.01	20.73	21.27
			4	2	20.89	20.74	21.28
			7	2	20.99	20.72	21.29
		15	0	2	20.8	20.7	21.02

Any report having not been signed by authorized approver, or having been altered without authorization, or having not been stamped by the "Dedicated Testing/Inspection Stamp" is deemed to be invalid. Copying or excerpting portion of, or altering the content of the report is not permitted without the written authorization of AGC. The test results presented in the report apply only to the tested sample. Any objections to report issued by AGC should be submitted to AGC within 15days after the issuance of the test report. Further enquiry of validity or verification of the test report should be addressed to AGC by agc@agc-cert.com.

Average Power of LTE Band 25(dBm)							
Bandwidth	Modulation	RB size	RB offset	Target MPR	Channel 26065	Channel 26365	Channel 26665
5MHz	QPSK	1	0	0	22.55	22.66	22.6
			12	0	22.49	22.65	22.57
			24	0	22.43	22.63	22.63
		12	0	1	21.49	21.39	21.64
			6	1	21.49	21.39	21.65
			13	1	21.62	21.34	21.72
		25	0	1	21.54	21.40	21.68
	16QAM	1	0	1	21.01	21.63	21.23
			12	1	21.09	21.73	21.33
			24	1	21.02	21.67	21.38
		12	0	2	20.58	20.47	20.45
			6	2	20.58	20.48	20.46
			13	2	20.54	20.58	20.44
		25	0	2	20.74	20.51	20.48
Bandwidth	Modulation	RB size	RB offset	Target MPR	Channel 26090	Channel 26365	Channel 26640
10MHz	QPSK	1	0	0	22.59	22.59	22.77
			24	0	22.61	22.69	22.77
			49	0	22.57	22.68	22.93
		25	0	1	21.65	21.55	21.77
			12	1	21.65	21.55	21.78
			25	1	21.61	21.64	21.81
		50	0	1	21.66	21.68	21.81
	16QAM	1	0	1	21.9	22.12	21.54
			24	1	21.91	22.03	21.73
			49	1	21.9	22.03	21.75
		25	0	2	20.71	20.83	21.08
			12	2	20.72	20.72	21.12
			25	2	20.75	20.78	21.13
		50	0	2	20.75	20.76	20.97

Any report having not been signed by authorized approver, or having been altered without authorization, or having not been stamped by the "Dedicated Testing/Inspection Stamp" is deemed to be invalid. Copying or excerpting portion of, or altering the content of the report is not permitted without the written authorization of AGC. The test results presented in the report apply only to the tested sample. Any objections to report issued by AGC should be submitted to AGC within 15days after the issuance of the test report. Further enquiry of validity or verification of the test report should be addressed to AGC by agc@agc-cert.com.

Average Power of LTE Band 25(dBm)							
Bandwidth	Modulation	RB size	RB offset	Target MPR	Channel 26115	Channel 26365	Channel 26615
15MHz	QPSK	1	0	0	22.56	22.62	22.79
			38	0	22.55	22.67	22.85
			74	0	22.56	22.62	22.92
		38	0	1	21.56	21.54	21.75
			18	1	21.57	21.54	21.71
			37	1	21.57	21.54	21.81
		75	0	1	21.62	21.51	21.93
	16QAM	1	0	1	21.99	22.07	22.37
			38	1	21.92	22.13	22.6
			74	1	21.9	22.16	22.57
		38	0	2	20.76	20.71	21.03
			18	2	20.77	20.73	21.05
			37	2	20.78	20.74	21.01
		75	0	2	20.89	20.68	20.99
Bandwidth	Modulation	RB size	RB offset	Target MPR	Channel 26140	Channel 26365	Channel 26590
20MHz	QPSK	1	0	0	22.49	22.72	**23.1**
			49	0	22.55	22.74	23.06
			99	0	22.44	22.82	23.08
		50	0	1	21.26	21.5	21.72
			25	1	21.27	21.51	21.73
			50	1	21.4	21.61	21.87
		100	0	1	21.27	21.76	21.89
	16QAM	1	0	1	21.53	21.79	22.14
			49	1	21.49	21.78	22
			99	1	21.57	21.96	22.19
		50	0	2	20.57	20.68	20.9
			25	2	20.58	20.69	20.93
			50	2	20.52	20.8	21.07
		100	0	2	20.47	20.7	20.91

Any report having not been signed by authorized approver, or having been altered without authorization, or having not been stamped by the "Dedicated Testing/Inspection Stamp" is deemed to be invalid. Copying or excerpting portion of, or altering the content of the report is not permitted without the written authorization of AGC. The test results presented in the report apply only to the tested sample. Any objections to report issued by AGC should be submitted to AGC within 15days after the issuance of the test report. Further enquiry of validity or verification of the test report should be addressed to AGC by agc@agc-cert.com.

Average Power of LTE Band 26(dBm)							
Bandwidth	Modulation	RB size	RB offset	Target MPR	Channel 26697	Channel 26865	Channel 27033
1.4MHz	QPSK	1	0	0	22.7	22.73	23.05
			2	0	22.69	22.74	22.96
			5	0	22.64	22.69	22.87
		3	0	0	22.62	22.67	22.78
			1	0	22.79	22.66	22.74
			3	0	22.59	22.64	22.71
		6	0	1	21.51	21.96	21.74
	16QAM	1	0	1	21.49	22.32	22.35
			2	1	21.64	22.37	22.21
			5	1	21.34	22.31	22.33
		3	0	1	21.68	22.00	21.65
			1	1	21.79	22.00	21.65
			3	1	21.74	22.00	21.65
		6	0	2	21.37	21.20	21.11
Bandwidth	Modulation	RB size	RB offset	Target MPR	Channel 26705	Channel 26865	Channel 27025
3MHz	QPSK	1	0	0	22.81	22.69	**23.06**
			8	0	22.71	22.70	22.94
			14	0	22.73	22.77	22.85
		8	0	1	21.68	22.09	21.72
			4	1	21.68	22.09	21.87
			7	1	21.68	21.80	21.89
		15	0	1	21.60	22.10	21.79
	16QAM	1	0	1	21.93	22.76	21.55
			8	1	21.93	22.75	21.64
			14	1	21.95	22.40	21.63
		8	0	2	21.35	21.18	21.03
			4	2	21.20	21.19	21.04
			7	2	21.32	20.72	20.90
		15	0	2	21.19	21.17	20.97

Any report having not been signed by authorized approver, or having been altered without authorization, or having not been stamped by the "Dedicated Testing/Inspection Stamp" is deemed to be invalid. Copying or excerpting portion of, or altering the content of the report is not permitted without the written authorization of AGC. The test results presented in the report apply only to the tested sample. Any objections to report issued by AGC should be submitted to AGC within 15days after the issuance of the test report. Further enquiry of validity or verification of the test report should be addressed to AGC by agc@agc-cert.com.

Average Power of LTE Band 26(dBm)							
Bandwidth	Modulation	RB size	RB offset	Target MPR	Channel 26715	Channel 26865	Channel 27015
5MHz	QPSK	1	0	0	22.76	22.64	22.76
			12	0	22.63	22.77	22.73
			24	0	22.59	22.93	22.69
		12	0	1	21.62	22.11	22.21
			6	1	21.67	22.1	22.21
			13	1	21.45	21.77	21.74
		25	0	1	21.60	22.12	21.80
	16QAM	1	0	1	21.15	21.86	21.89
			12	1	20.96	22.3	21.42
			24	1	21.00	22.02	21.49
		12	0	2	21.17	21.15	21.11
			6	2	21.02	21.16	21.13
			13	2	21.07	20.82	20.65
		25	0	2	21.2	21.08	20.63
Bandwidth	Modulation	RB size	RB offset	Target MPR	Channel 26740	Channel 26865	Channel 26990
10MHz	QPSK	1	0	0	22.56	22.87	22.68
			24	0	22.43	22.93	22.60
			49	0	22.59	23.00	22.89
		25	0	1	21.63	21.48	21.64
			12	1	21.59	21.49	21.65
			25	1	21.58	21.76	21.83
		50	0	1	21.66	22.15	21.84
	16QAM	1	0	1	21.77	21.87	21.35
			24	1	21.81	22.31	21.40
			49	1	21.71	21.99	21.46
		25	0	2	21.09	21.14	21.21
			12	2	20.98	21.09	21.23
			25	2	21.04	21.03	21.02
		50	0	2	20.53	21.16	21.08

Any report having not been signed by authorized approver, or having been altered without authorization, or having not been stamped by the "Dedicated Testing/Inspection Stamp" is deemed to be invalid. Copying or excerpting portion of, or altering the content of the report is not permitted without the written authorization of AGC. The test results presented in the report apply only to the tested sample. Any objections to report issued by AGC should be submitted to AGC within 15days after the issuance of the test report. Further enquiry of validity or verification of the test report should be addressed to AGC by agc@agc-cert.com.

Average Power of LTE Band 26(dBm)							
Bandwidth	Modulation	RB size	RB offset	Target MPR	Channel 26765	Channel 26865	Channel 26965
15MHz	QPSK	1	0	0	22.51	22.73	22.60
			38	0	22.58	22.82	22.69
			74	0	22.53	22.93	22.82
		38	0	1	21.48	22.03	21.59
			18	1	21.48	22.03	21.59
			37	1	21.48	22.03	21.59
		75	0	1	21.53	22.05	21.60
	16QAM	1	0	1	22.11	22.32	22.23
			38	1	21.95	22.72	22.16
			74	1	22.10	22.52	22.31
		38	0	2	21.06	21.03	21.08
			18	2	21.07	21.04	21.10
			37	2	21.08	21.04	21.11
		75	0	2	21.05	21.12	21.19

Any report having not been signed by authorized approver, or having been altered without authorization, or having not been stamped by the "Dedicated Testing/Inspection Stamp" is deemed to be invalid. Copying or excerpting portion of, or altering the content of the report is not permitted without the written authorization of AGC. The test results presented in the report apply only to the tested sample. Any objections to report issued by AGC should be submitted to AGC within 15days after the issuance of the test report. Further enquiry of validity or verification of the test report should be addressed to AGC by agc@agc-cert.com.

Average Power of LTE Band 41(dBm)							
Bandwidth	Modulation	RB size	RB offset	Target MPR	Channel 40265	Channel 40740	Channel 41215
5MHz	QPSK	1	0	0	22.24	22.49	22.43
			12	0	22.14	22.38	22.44
			24	0	22.09	22.48	**22.51**
		12	0	1	21.20	21.42	21.42
			6	1	21.20	21.41	21.42
			13	1	21.35	21.46	21.43
		25	0	1	21.40	21.24	21.47
	16QAM	1	0	1	22.36	21.18	21.6
			12	1	22.17	21.38	21.67
			24	1	22.18	21.28	21.47
		12	0	2	20.06	19.98	20.15
			6	2	19.90	19.96	20.15
			13	2	19.85	19.93	20.17
		25	0	2	19.87	19.91	20.08
Bandwidth	Modulation	RB size	RB offset	Target MPR	Channel 40290	Channel 40740	Channel 41190
10MHz	QPSK	1	0	0	22.12	22.18	22.12
			24	0	21.96	22.25	22.1
			49	0	22.03	22.22	22.09
		25	0	1	20.95	20.93	21.14
			12	1	20.94	20.98	21.14
			25	1	20.89	21.05	21.06
		50	0	1	20.98	20.79	21.26
	16QAM	1	0	1	21.5	21.31	21.57
			24	1	21.35	21.78	21.64
			49	1	21.30	21.57	21.94
		25	0	2	19.65	19.49	19.95
			12	2	19.65	19.50	19.97
			25	2	19.56	19.62	19.86
		50	0	2	19.51	19.73	19.76

Any report having not been signed by authorized approver, or having been altered without authorization, or having not been stamped by the "Dedicated Testing/Inspection Stamp" is deemed to be invalid. Copying or excerpting portion of, or altering the content of the report is not permitted without the written authorization of AGC. The test results presented in the report apply only to the tested sample. Any objections to report issued by AGC should be submitted to AGC within 15days after the issuance of the test report. Further enquiry of validity or verification of the test report should be addressed to AGC by agc@agc-cert.com.

Average Power of LTE Band 41(dBm)							
Bandwidth	Modulation	RB size	RB offset	Target MPR	Channel 40315	Channel 40740	Channel 41165
15MHz	QPSK	1	0	0	22.04	22.09	21.89
			37	0	21.90	22.26	22.03
			74	0	21.89	22.24	21.86
		37	0	1	20.95	20.97	21.04
			19	1	20.95	20.96	21.04
			38	1	20.95	20.98	21.04
		75	0	1	21.05	20.81	21.23
	16QAM	1	0	1	21.04	21.46	21.31
			37	1	21.03	21.60	21.3
			74	1	21.13	21.33	21.25
		37	0	2	19.68	19.47	19.84
			19	2	19.69	19.49	19.81
			38	2	19.69	19.52	19.81
		75	0	2	19.54	19.62	19.69
Bandwidth	Modulation	RB size	RB offset	Target MPR	Channel 40340	Channel 40740	Channel 41140
20MHz	QPSK	1	0	0	22.00	22.14	22.15
			49	0	21.92	22.09	22.24
			99	0	22.11	22.10	22.42
		50	0	1	20.91	20.98	21.13
			25	1	20.91	20.97	21.13
			50	1	20.96	21.18	21.13
		100	0	1	21.03	21.11	21.19
	16QAM	1	0	1	21.61	20.62	21.93
			49	1	21.43	20.67	22.09
			99	1	21.42	20.64	22.19
		50	0	2	19.71	19.56	19.89
			25	2	19.71	19.54	19.90
			50	2	19.81	19.63	19.80
		100	0	2	19.49	19.44	19.87

Any report having not been signed by authorized approver, or having been altered without authorization, or having not been stamped by the "Dedicated Testing/Inspection Stamp" is deemed to be invalid. Copying or excerpting portion of, or altering the content of the report is not permitted without the written authorization of AGC. The test results presented in the report apply only to the tested sample. Any objections to report issued by AGC should be submitted to AGC within 15days after the issuance of the test report. Further enquiry of validity or verification of the test report should be addressed to AGC by agc@agc-cert.com.

Average Power of LTE Band 66(dBm)							
Bandwidth	Modulation	RB size	RB offset	Target MPR	Channel 131979	Channel 132422	Channel 132665
1.4MHz	QPSK	1	0	0	22.97	23.06	23
			2	0	22.98	22.94	22.89
			5	0	22.71	22.86	22.83
		3	0	0	21.87	22.76	22.82
			1	0	22.86	22.75	22.74
			3	0	22.87	22.73	22.76
		6	0	1	21.91	21.59	21.76
	16QAM	1	0	1	22.78	22.74	22.57
			2	1	22.71	22.79	22.55
			5	1	22.56	22.84	22.53
		3	0	1	22.29	21.84	21.97
			1	1	22.17	21.95	21.98
			3	1	22.3	21.95	22.07
		6	0	2	21.13	20.72	21.12
Bandwidth	Modulation	RB size	RB offset	Target MPR	Channel 131987	Channel 132422	Channel 132657
3MHz	QPSK	1	0	0	22.87	22.65	22.75
			8	0	22.82	22.74	22.81
			14	0	22.94	22.7	22.71
		8	0	1	21.88	21.63	21.70
			4	1	21.89	21.64	21.70
			7	1	21.90	21.62	21.70
		15	0	1	21.96	21.57	21.67
	16QAM	1	0	1	22.55	22.43	21.82
			8	1	22.46	22.37	21.85
			14	1	22.46	22.44	21.88
		8	0	2	21.42	20.85	21.07
			4	2	21.42	20.86	21.08
			7	2	21.44	20.84	21.09
		15	0	2	20.96	20.86	20.95

Any report having not been signed by authorized approver, or having been altered without authorization, or having not been stamped by the "Dedicated Testing/Inspection Stamp" is deemed to be invalid. Copying or excerpting portion of, or altering the content of the report is not permitted without the written authorization of AGC. The test results presented in the report apply only to the tested sample. Any objections to report issued by AGC should be submitted to AGC within 15days after the issuance of the test report. Further enquiry of validity or verification of the test report should be addressed to AGC by agc@agc-cert.com.

Average Power of LTE Band 66(dBm)							
Bandwidth	Modulation	RB size	RB offset	Target MPR	Channel 131997	Channel 132422	Channel 132647
5MHz	QPSK	1	0	0	22.78	22.79	22.71
			12	0	22.84	22.94	22.8
			24	0	22.75	22.91	22.76
		12	0	1	21.85	21.76	21.73
			6	1	21.86	21.76	21.73
			13	1	21.86	21.66	21.72
		25	0	1	21.95	21.68	21.61
	16QAM	1	0	1	21.46	21.92	21.48
			12	1	21.43	21.91	21.58
			24	1	21.44	21.85	21.58
		12	0	2	21.16	20.87	20.79
			6	2	21.17	20.76	20.80
			13	2	21.01	20.84	20.72
		25	0	2	21.06	20.82	20.83
Bandwidth	Modulation	RB size	RB offset	Target MPR	Channel 132022	Channel 132422	Channel 132622
10MHz	QPSK	1	0	0	22.72	22.67	22.78
			24	0	22.8	22.78	22.87
			49	0	22.77	22.79	22.81
		25	0	1	21.74	21.73	21.7
			12	1	21.75	21.73	21.71
			25	1	21.9	21.77	21.79
		50	0	1	21.93	21.58	21.74
	16QAM	1	0	1	22.22	22.47	21.42
			24	1	22.25	22.38	21.59
			49	1	22.19	22.28	21.59
		25	0	2	21.03	20.89	20.96
			12	2	21.04	20.9	20.98
			25	2	21.03	20.82	21.01
		50	0	2	21.09	20.97	20.94

Any report having not been signed by authorized approver, or having been altered without authorization, or having not been stamped by the "Dedicated Testing/Inspection Stamp" is deemed to be invalid. Copying or excerpting portion of, or altering the content of the report is not permitted without the written authorization of AGC. The test results presented in the report apply only to the tested sample. Any objections to report issued by AGC should be submitted to AGC within 15days after the issuance of the test report. Further enquiry of validity or verification of the test report should be addressed to AGC by agc@agc-cert.com.

Average Power of LTE Band 66(dBm)							
Bandwidth	Modulation	RB size	RB offset	Target MPR	Channel 132047	Channel 132422	Channel 132597
15MHz	QPSK	1	0	0	22.78	22.79	22.88
			38	0	22.87	22.87	22.87
			74	0	22.79	22.87	22.92
		38	0	1	21.86	21.74	21.81
			18	1	21.86	21.74	21.82
			37	1	21.86	21.74	21.81
		75	0	1	21.87	21.66	21.81
	16QAM	1	0	1	22.61	22.81	22.31
			38	1	22.59	22.8	22.44
			74	1	22.50	22.73	22.46
		38	0	2	20.97	20.83	20.91
			18	2	20.98	20.83	20.93
			37	2	20.99	20.84	20.95
		75	0	2	21.01	20.85	21.02
Bandwidth	Modulation	RB size	RB offset	Target MPR	Channel 132072	Channel 132422	Channel 132572
20MHz	QPSK	1	0	0	23.12	23.10	22.81
			49	0	22.99	23.14	22.88
			99	0	22.94	**23.20**	22.80
		50	0	1	21.94	21.71	21.72
			25	1	21.95	21.71	21.73
			50	1	21.83	21.75	21.90
		100	0	1	21.91	21.70	21.71
	16QAM	1	0	1	22.26	21.85	22.34
			49	1	22.22	21.79	22.51
			99	1	22.00	21.72	22.47
		50	0	2	21.15	20.85	20.81
			25	2	21.16	20.85	20.72
			50	2	21.03	20.80	20.89
		100	0	2	20.90	20.75	20.96

Any report having not been signed by authorized approver, or having been altered without authorization, or having not been stamped by the "Dedicated Testing/Inspection Stamp" is deemed to be invalid. Copying or excerpting portion of, or altering the content of the report is not permitted without the written authorization of AGC. The test results presented in the report apply only to the tested sample. Any objections to report issued by AGC should be submitted to AGC within 15days after the issuance of the test report. Further enquiry of validity or verification of the test report should be addressed to AGC by agc@agc-cert.com.

The following tests were conducted according to the test requirements outlined in section 6.2 of the 3GPP TS36.101 specification.
UE Power Class: 3 (23 +/- 2dBm). The allowed Maximum Power Reduction (MPR) for the maximum output power due to higher order modulation and transmit bandwidth configuration (resource blocks) is specified in Table 6.2.3.3-1 of the 3GPP TS36.101.

Table 6.2.3.3-1 Maximum Power Reduction (MPR) for Power class3

Modulation	Maximum Power Reduction (MPR) for Power[RB]						MPR(dB)
	1.4MHz	3MHz	5MHz	10MHz	15MHz	20MHz	
QPSK	＞5	＞4	＞8	＞12	＞16	＞18	≤1
16QAM	≤5	≤4	≤8	≤12	≤16	≤18	≤1
16QAM	＞5	＞4	＞8	＞12	＞16	＞18	≤2

The allowed A-MPR values specified below in Table 6.2.4.3-1 of 3GPP TS36.101 are in addition to the allowed MPR requirements. All the measurements below were performed with A-MPR disabled, by using Network Signaling Value of “NS_01”.3

Any report having not been signed by authorized approver, or having been altered without authorization, or having not been stamped by the “Dedicated Testing/Inspection Stamp” is deemed to be invalid. Copying or excerpting portion of, or altering the content of the report is not permitted without the written authorization of AGC. The test results presented in the report apply only to the tested sample. Any objections to report issued by AGC should be submitted to AGC within 15days after the issuance of the test report. Further enquiry of validity or verification of the test report should be addressed to AGC by agc@agc-cert.com.

Table 6.2.4.3-1: Additional Maximum Power Reduction (A-MPR) / Spectrum Emission requirements

Network Signaling value	Requirements (sub-clause)	E-UTRA Band	Channel bandwidth (MHz)	Resources Blocks (N_{RB})	A-MPR (dB)
NS_01	6.6.2.1.1	Table 5.2-1	1.4,3,5,10,15,20	Table 5.4.2-1	N/A
NS_03	6.6.2.2.3.1	2,4,10, 23, 25,35,36	3	>5	≤ 1
			5	>6	≤ 1
			10	>6	≤ 1
			15	>8	≤ 1
			20	>10	≤ 1
NS_04	6.6.2.2.3.2	41	5	>6	≤1
			10, 15, 20	Table 6.2.4.3-4	
NS_05	6.6.3.3.3.1	1	10,15,20	≥ 50	≤ 1
NS_06	6.6.2.2.3.3	12, 13, 14, 17	1.4, 3, 5, 10	Table 5.4.2-1	N/A
NS_07	6.6.2.2.3.3 6.6.3.3.3.2	13	10	Table 6.2.4.3-2	Table 6.2.4.3-2
NS_08	6.6.3.3.3.3	19	10, 15	> 44	≤ 3
NS_09	6.6.3.3.3.4	21	10, 15	> 40	≤ 1
				> 55	≤ 2
NS_10		20	15, 20	Table 6.2.4.3-3	Table 6.2.4.3-3
NS_11	6.6.2.2.1 6.6.3.3.13	231	1.4, 3, 5, 10,15,20	Table 6.2.4.3-5	Table 6.2.4.3-5
NS_12	6.6.3.3.5	26	1.4, 3, 5	Table 6.2.4.3-6	Table 6.2.4.3-6
NS_13	6.6.3.3.6	26	5	Table 6.2.4.3-7	Table 6.2.4.3-7
NS_14	6.6.3.3.7	26	10, 15	Table 6.2.4.3-8	Table 6.2.4.3-8
NS_15	6.6.3.3.8	26	1.4, 3, 5, 10, 15	Table 6.2.4.3-9 Table 6.2.4.3-10	Table 6.2.4.3-9, Table 6.2.4.3-10
NS_16	6.6.3.3.9	27	3, 5, 10	Table 6.2.4.3-11, Table 6.2.4.3-12, Table 6.2.4.3-13	
NS_17	6.6.3.3.10 6.6.3.3.11	28 28	5, 10	Table 5.4.2-1	N/A
			5	≥ 2	≤ 1
NS_18			10, 15, 20	≥ 1	≤ 4
NS_19			10, 15, 20	Table 6.2.4.3-15	Table 6.2.4.3-15
NS_20			5, 10, 15, 20	Table 6.2.4.3-14	Table 6.2.4.3-14
…					
NS_20	-	-	-	-	-

Any report having not been signed by authorized approver, or having been altered without authorization, or having not been stamped by the "Dedicated Testing/Inspection Stamp" is deemed to be invalid. Copying or excerpting portion of, or altering the content of the report is not permitted without the written authorization of AGC. The test results presented in the report apply only to the tested sample. Any objections to report issued by AGC should be submitted to AGC within 15days after the issuance of the test report. Further enquiry of validity or verification of the test report should be addressed to AGC by agc@agc-cert.com.

WIFI

Mode	Data Rate (Mbps)	Channel	Frequency(MHz)	Output Power(dBm)
802.11b	1	01	2412	13.79
		06	2437	11.01
		11	2462	**13.83**
802.11g	6	01	2412	12.35
		06	2437	11.98
		11	2462	9.47
802.11n(20)	6.5	01	2412	11.88
		06	2437	9.68
		11	2462	8.94

Bluetooth_BR/EDR

Modulation	Channel	Frequency(MHz)	Output Power (dBm)
GFSK	0	2402	7.09
	39	2441	7.43
	78	2480	7.7
π /4-DQPSK	0	2402	7.25
	39	2441	8.06
	78	2480	8.61
8-DPSK	0	2402	7.52
	39	2441	8.42
	78	2480	**8.89**

Bluetooth_BLE

Modulation	Channel	Frequency(MHz)	Output Power (dBm)
GFSK	0	2402	**0.05**
	19	2440	-0.73
	39	2480	-1.36

Any report having not been signed by authorized approver, or having been altered without authorization, or having not been stamped by the "Dedicated Testing/Inspection Stamp" is deemed to be invalid. Copying or excerpting portion of, or altering the content of the report is not permitted without the written authorization of AGC. The test results presented in the report apply only to the tested sample. Any objections to report issued by AGC should be submitted to AGC within 15days after the issuance of the test report. Further enquiry of validity or verification of the test report should be addressed to AGC by agc@agc-cert.com.

13. TEST RESULTS

13.1. SAR Test Results Summary

13.1.1. Test position and configuration

Head SAR was performed with the device configured in the positions according to IEEE 1528-2013, Body-worn and 4 Edges SAR was performed with the device 10mm from the phantom.

13.1.2. Operation Mode

1. Per KDB 447498 D01 v06 ,for each exposure position, if the highest 1-g SAR is ≤ 0.8 W/kg, testing for low and high channel is optional.
2. Per KDB 865664 D01 v01r04,for each frequency band, if the measured SAR is ≥0.8W/kg, testing for repeated SAR measurement is required , that the highest measured SAR is only to be tested. When the SAR results are near the limit, the following procedures are required for each device to verify these types of SAR measurement related variation concerns by repeating the highest measured SAR configuration in each frequency band.
   (1) When the original highest measured SAR is ≥0.8W/kg, repeat that measurement once.
   (2) Perform a second repeated measurement only if the ratio of largest to smallest SAR forthe original and first repeated measurements is >1.20 or when the original or repeated measurement is ≥1.45 W/kg.
   (3) Perform a third repeated measurement only if the original, first and second repeated measurement is ≥1.5 W/kg and ratio of largest to smallest SAR for the original, first and second measurement is ≥ 1.20.
3. Body-worn exposure conditions are intended to voice call operations, therefore GSM voice call mode is selected to be test.
4. Per KDB 648474 D04 v01r03,when the reported SAR for a body-worn accessory measured without a headset connected to the handset is ≤1.2W/kg, SAR testing with a headset connected is not required.
5. Per KDB 248227 D01v02r02,for 2.4GHz 802.11g/n SAR testing is not required when the highest reported SAR for DSSS is adjusted by the ratio of OFDM to DSSS specified maximum output power and the adjusted SAR is ≤1.2W/kg.
6. Per KDB 941225 D06 V02r01, When the same wireless mode transmission configurations for voice and data are required for SAR measurements, the more conservative configuration with a smaller separation distance should be tested for the overlapping SAR configurations.
7. Maximum Scaling SAR in order to calculate the Maximum SAR values to test under the standard Peak Power, Calculation method is as follows:
   Maximum Scaling SAR =tested SAR (Max.) ×[maximum turn-up power (mw)/ maximum measurement output power(mw)]
8. Proximity sensor, just for avoiding the wrong operation in the phone screen when call, and has no influence on output power or SAR result
9. Per KDB 941225 D05v02r05, start with the largest channel bandwidth and measure SAR for QPSK with 1RB allocation using the RB offset and required test channel combination with highest maximum output power for RB offsets at the upper edge, middle and lower edge of each required test channel.
10. Per KDB 941125 D05v02r05, 50% RB allocation for QPSK SAR testing follows 1RB QPSK allocation procedure.
11. Per KDB 941125 D05v02r05. For QPSK with 100% RB allocation. SAR is not required when the highest maximum output power for 100% RB allocation is less than the highest maximum output power in 50% and

Any report having not been signed by authorized approver, or having been altered without authorization, or having not been stamped by the "Dedicated Testing/Inspection Stamp" is deemed to be invalid. Copying or excerpting portion of, or altering the content of the report is not permitted without the written authorization of AGC. The test results presented in the report apply only to the tested sample. Any objections to report issued by AGC should be submitted to AGC within 15days after the issuance of the test report. Further enquiry of validity or verification of the test report should be addressed to AGC by agc@agc-cert.com.

1RB allocation and the highest reported SAR is >1.45 W/kg, the remaining required test channels must also be tested.

12. Per KDB 941125 D05v02r05. 16QAM output power for each RB allocation configuration is not 1/2 dB higher than the same configuration in QPSK and the reported SAR for the QPSK configuration is ≤1.45W/kg, Per KDB 941225 D05v02r05, 16QAM SAR testing is not required.
13. Per KDB 941125 D05v02r05. Smaller bandwidth output power for each RB allocation configuration is >not 1/2 dB higher than the same configuration in the largest supported bandwidth, and the reported SAR for the largest supported bandwidth is ≤1.45W/kg. Per KDB 941125 D05v02r05, smaller bandwidth SAR testing is not required.

Any report having not been signed by authorized approver, or having been altered without authorization, or having not been stamped by the "Dedicated Testing/Inspection Stamp" is deemed to be invalid. Copying or excerpting portion of, or altering the content of the report is not permitted without the written authorization of AGC. The test results presented in the report apply only to the tested sample. Any objections to report issued by AGC should be submitted to AGC within 15days after the issuance of the test report. Further enquiry of validity or verification of the test report should be addressed to AGC by agc@agc-cert.com.

13.1.3. Test Result

SAR MEASUREMENT									
Depth of Liquid (cm):>15				Relative Humidity (%): 54.6					
Product: Smartphone									
Test Mode: GSM850 with GMSK modulation									
Position	**Mode**	**Ch.**	**Fr. (MHz)**	**Power Drift (<±5%)**	**SAR (1g) (W/kg)**	**Max. Tune-up Power (dBm)**	**Meas. output Power (dBm)**	**Scaled SAR (W/kg)**	**Limit (W/kg)**
SIM 1 Card									
Left Cheek	voice	190	836.6	-0.16	0.304	32.10	31.75	0.330	1.6
Left Tilt	voice	190	836.6	0.29	0.194	32.10	31.75	0.210	1.6
Right Cheek	voice	190	836.6	-0.35	**0.359**	32.10	31.75	**0.389**	1.6
Right Tilt	voice	190	836.6	-0.41	0.221	32.10	31.75	0.240	1.6
Body back	voice	190	836.6	-0.05	**0.483**	32.10	31.75	**0.524**	1.6
Body front	voice	190	836.6	0.32	0.310	32.10	31.75	0.336	1.6
Body back	GPRS-3 slot	190	836.6	-0.18	**0.376**	29.40	29.07	**0.406**	1.6
Body front	GPRS-3 slot	190	836.6	0.07	0.308	29.40	29.07	0.332	1.6
Edge 2(Right)	GPRS-3 slot	190	836.6	-0.26	0.209	29.40	29.07	0.225	1.6
Edge 3(Bottom)	GPRS-3 slot	190	836.6	-0.30	0.048	29.40	29.07	0.052	1.6
Edge 4(Left)	GPRS-3 slot	190	836.6	0.09	0.133	29.40	29.07	0.143	1.6

Note:
· When the 1-g Reported SAR is ≤ 0.8 W/kg, testing for low and high channel is optional. Refer to KDB 447498.
·The test separation for body back, body front and 4 Edges is 10mm of all above table.

Any report having not been signed by authorized approver, or having been altered without authorization, or having not been stamped by the "Dedicated Testing/Inspection Stamp" is deemed to be invalid. Copying or excerpting portion of, or altering the content of the report is not permitted without the written authorization of AGC. The test results presented in the report apply only to the tested sample. Any objections to report issued by AGC should be submitted to AGC within 15days after the issuance of the test report. Further enquiry of validity or verification of the test report should be addressed to AGC by agc@agc-cert.com.

SAR MEASUREMENT									
Depth of Liquid (cm):>15				Relative Humidity (%): 56.1					
Product: Smartphone									
Test Mode: PCS1900 with GMSK modulation									
Position	**Mode**	**Ch.**	**Fr. (MHz)**	**Power Drift (<±5%)**	**SAR (1g) (W/kg)**	**Max. Tune-up Power (dBm)**	**Meas. output Power (dBm)**	**Scaled SAR (W/kg)**	**Limit (W/kg)**
SIM 1 Card									
Left Cheek	voice	661	1880.0	-0.18	**0.195**	30.10	30.05	**0.197**	1.6
Left Tilt	voice	661	1880.0	-0.62	0.083	30.10	30.05	0.084	1.6
Right Cheek	voice	661	1880.0	-0.05	0.126	30.10	30.05	0.127	1.6
Right Tilt	voice	661	1880.0	0.32	0.081	30.10	30.05	0.082	1.6
Body back	voice	661	1880.0	-0.25	0.172	30.10	30.05	0.174	1.6
Body front	voice	661	1880.0	0.24	**0.334**	30.10	30.05	**0.338**	1.6
Body back	GPRS-4 slot	661	1880	0.15	0.140	25.60	25.57	0.141	1.6
Body front	GPRS-4 slot	661	1880.0	-0.06	**0.203**	25.60	25.57	**0.204**	1.6
Edge 2(Right)	GPRS-4 slot	661	1880.0	0.32	0.049	25.60	25.57	0.049	1.6
Edge 3(Bottom)	GPRS-4 slot	661	1880.0	-0.05	0.171	25.60	25.57	0.172	1.6
Edge 4(Left)	GPRS-4 slot	661	1880.0	0.28	0.062	25.60	25.57	0.062	1.6

Note:
· When the 1-g Reported SAR is ≤ 0.8 W/kg, testing for low and high channel is optional. Refer to KDB 447498.
·The test separation for body back, body front and 4 Edges is 10mm of all above table.

Any report having not been signed by authorized approver, or having been altered without authorization, or having not been stamped by the "Dedicated Testing/Inspection Stamp" is deemed to be invalid. Copying or excerpting portion of, or altering the content of the report is not permitted without the written authorization of AGC. The test results presented in the report apply only to the tested sample. Any objections to report issued by AGC should be submitted to AGC within 15days after the issuance of the test report. Further enquiry of validity or verification of the test report should be addressed to AGC by agc@agc-cert.com.

SAR MEASUREMENT									
Depth of Liquid (cm):>15				Relative Humidity (%): 56.1					
Product: Smartphone									
Test Mode: WCDMA Band II with QPSK modulation									
Position	**Mode**	**Ch.**	**Fr. (MHz)**	**Power Drift (<±5%)**	**SAR (1g) (W/kg)**	**Max. Tune-up Power (dBm)**	**Meas. output Power (dBm)**	**Scaled SAR (W/kg)**	**Limit (W/kg)**
Left Cheek	RMC 12.2kbps	9400	1880	-0.31	**0.319**	22.30	21.88	**0.351**	1.6
Left Tilt	RMC 12.2kbps	9400	1880	0.05	0.129	22.30	21.88	0.142	1.6
Right Cheek	RMC 12.2kbps	9400	1880	-0.29	0.214	22.30	21.88	0.236	1.6
Right Tilt	RMC 12.2kbps	9400	1880	-0.35	0.138	22.30	21.88	0.152	1.6
Body back	RMC 12.2kbps	9400	1880	0.24	0.396	22.30	21.88	0.436	1.6
Body front	RMC 12.2kbps	9400	1880	-0.16	**0.474**	22.30	21.88	**0.522**	1.6
Edge 2(Right)	RMC 12.2kbps	9400	1880	-0.27	0.093	22.30	21.88	0.102	1.6
Edge 3(Bottom)	RMC 12.2kbps	9400	1880	-0.13	0.161	22.30	21.88	0.177	1.6
Edge 4(Left)	RMC 12.2kbps	9400	1880	0.20	0.110	22.30	21.88	0.121	1.6

Note:
· When the 1-g Reported SAR is ≤ 0.8 W/kg, testing for low and high channel is optional. Refer to KDB 447498.
·The test separation for body back, body front and 4 Edges is 10mm of all above table.

Any report having not been signed by authorized approver, or having been altered without authorization, or having not been stamped by the "Dedicated Testing/Inspection Stamp" is deemed to be invalid. Copying or excerpting portion of, or altering the content of the report is not permitted without the written authorization of AGC. The test results presented in the report apply only to the tested sample. Any objections to report issued by AGC should be submitted to AGC within 15days after the issuance of the test report. Further enquiry of validity or verification of the test report should be addressed to AGC by agc@agc-cert.com.

SAR MEASUREMENT									
Depth of Liquid (cm):>15				Relative Humidity (%): 54.2					
Product: Smartphone									
Test Mode: WCDMA Band IV with QPSK modulation									
Position	**Mode**	**Ch.**	**Fr. (MHz)**	**Power Drift (<±5%)**	**SAR (1g) (W/kg)**	**Max. Tune-up Power (dBm)**	**Meas. output Power (dBm)**	**Scaled SAR (W/kg)**	**Limit (W/kg)**
Left Cheek	RMC 12.2kbps	8662	1732.4	-0.19	0.038	22.65	21.93	0.045	1.6
Left Tilt	RMC 12.2kbps	8662	1732.4	-0.09	0.019	22.65	21.93	0.022	1.6
Right Cheek	RMC 12.2kbps	8662	1732.4	0.26	**0.051**	22.65	21.93	**0.060**	1.6
Right Tilt	RMC 12.2kbps	8662	1732.4	-0.35	0.013	22.65	21.93	0.015	1.6
Body back	RMC 12.2kbps	8562	1712.4	-0.28	0.734	22.65	22.64	0.736	1.6
Body back	RMC 12.2kbps	8662	1732.4	0.42	0.802	22.65	21.93	0.947	1.6
Body back	RMC 12.2kbps	8763	1752.6	-0.16	0.840	22.65	22.17	0.938	1.6
Body front	RMC 12.2kbps	8562	1712.4	-0.08	0.933	22.65	22.64	0.935	1.6
Body front	RMC 12.2kbps	8662	1732.4	0.13	0.870	22.65	21.93	1.027	1.6
Body front	RMC 12.2kbps	8763	1752.6	-0.25	**0.960**	22.65	22.17	**1.072**	1.6
Edge 2(Right)	RMC 12.2kbps	8662	1732.4	0.64	0.113	22.65	21.93	0.133	1.6
Edge 3(Bottom)	RMC 12.2kbps	8662	1732.4	-0.52	0.600	22.65	21.93	0.708	1.6
Edge 4(Left)	RMC 12.2kbps	8662	1732.4	0.10	0.415	22.65	21.93	0.490	1.6

Note:
· When the 1-g Reported SAR is ≤ 0.8 W/kg, testing for low and high channel is optional. Refer to KDB 447498.
·The test separation for body back, body front and 4 Edges is 10mm of all above table.

Any report having not been signed by authorized approver, or having been altered without authorization, or having not been stamped by the "Dedicated Testing/Inspection Stamp" is deemed to be invalid. Copying or excerpting portion of, or altering the content of the report is not permitted without the written authorization of AGC. The test results presented in the report apply only to the tested sample. Any objections to report issued by AGC should be submitted to AGC within 15days after the issuance of the test report. Further enquiry of validity or verification of the test report should be addressed to AGC by agc@agc-cert.com.

SAR MEASUREMENT									
Depth of Liquid (cm):>15				Relative Humidity (%): 54.6					
Product: Smartphone									
Test Mode: WCDMA Band V with QPSK modulation									
Position	**Mode**	**Ch.**	**Fr. (MHz)**	**Power Drift (<±5%)**	**SAR (1g) (W/kg)**	**Max. Tune-up Power (dBm)**	**Meas. output Power (dBm)**	**Scaled SAR (W/kg)**	**Limit (W/kg)**
Left Cheek	RMC 12.2kbps	4183	836.4	-0.29	0.373	22.40	21.90	0.419	1.6
Left Tilt	RMC 12.2kbps	4183	836.4	-0.38	0.244	22.40	21.90	0.274	1.6
Right Cheek	RMC 12.2kbps	4183	836.4	0.27	**0.409**	22.40	21.90	**0.459**	1.6
Right Tilt	RMC 12.2kbps	4183	836.4	-0.42	0.271	22.40	21.90	0.304	1.6
Body back	RMC 12.2kbps	4183	836.4	-0.16	**0.490**	22.40	21.90	**0.550**	1.6
Body front	RMC 12.2kbps	4183	836.4	0.14	0.429	22.40	21.90	0.481	1.6
Edge 2(Right)	RMC 12.2kbps	4183	836.4	-0.32	0.278	22.40	21.90	0.312	1.6
Edge 3(Bottom)	RMC 12.2kbps	4183	836.4	-0.08	0.079	22.40	21.90	0.089	1.6
Edge 4(Left)	RMC 12.2kbps	4183	836.4	0.42	0.171	22.40	21.90	0.192	1.6

Note:
· When the 1-g Reported SAR is ≤ 0.8 W/kg, testing for low and high channel is optional. Refer to KDB 447498.
·The test separation for body back, body front and 4 Edges is 10mm of all above table.

Any report having not been signed by authorized approver, or having been altered without authorization, or having not been stamped by the "Dedicated Testing/Inspection Stamp" is deemed to be invalid. Copying or excerpting portion of, or altering the content of the report is not permitted without the written authorization of AGC. The test results presented in the report apply only to the tested sample. Any objections to report issued by AGC should be submitted to AGC within 15days after the issuance of the test report. Further enquiry of validity or verification of the test report should be addressed to AGC by agc@agc-cert.com.

SAR MEASUREMENT												
Depth of Liquid (cm):>15						Relative Humidity (%): 58.1						
Product: Smartphone												
Test Mode: LTE Band 2												
BM MHz	MOD	Position	Test Mode		Ch.	Freq. (MHz)	Power Drift (<±5%)	SAR (1g) (W/kg)	Max. Tune up Power (dBm)	Meas. output Power (dBm)	Scaled SAR (W/kg)	Limit (W/kg)
			UL RB Allocation	UL RB START								
20	QPSK	Left Cheek	1	0	18900	1880	-0.39	**0.399**	22.20	22.05	**0.413**	1.6
		Left Tilt	1	0	18900	1880	0.25	0.142	22.20	22.05	0.147	1.6
		Right Cheek	1	0	18900	1880	-0.16	0.259	22.20	22.05	0.268	1.6
		Right Tilt	1	0	18900	1880	-0.05	0.161	22.20	22.05	0.167	1.6
		Body back	1	0	18900	1880	0.27	0.426	22.20	22.05	0.441	1.6
		Body front	1	0	18900	1880	-0.42	**0.586**	22.20	22.05	**0.607**	1.6
		Edge 2(Right)	1	0	18900	1880	-0.10	0.118	22.20	22.05	0.122	1.6
		Edge 3(Bottom)	1	0	18900	1880	-0.13	0.268	22.20	22.05	0.277	1.6
		Edge 4(Left)	1	0	18900	1880	0.07	0.303	22.20	22.05	0.314	1.6
20	QPSK	Left Cheek	50%	0	18900	1880	-0.21	**0.388**	21.00	20.86	**0.401**	1.6
		Left Tilt	50%	0	18900	1880	-0.05	0.135	21.00	20.86	0.139	1.6
		Right Cheek	50%	0	18900	1880	0.13	0.243	21.00	20.86	0.251	1.6
		Right Tilt	50%	0	18900	1880	-0.06	0.150	21.00	20.86	0.155	1.6
		Body back	50%	0	18900	1880	0.24	0.386	21.00	20.86	0.399	1.6
		Body front	50%	0	18900	1880	-0.17	**0.394**	21.00	20.86	**0.407**	1.6
		Edge 2(Right)	50%	0	18900	1880	-0.10	0.112	21.00	20.86	0.116	1.6
		Edge 3(Bottom)	50%	0	18900	1880	0.03	0.253	21.00	20.86	0.261	1.6
		Edge 4(Left)	50%	0	18900	1880	0.07	0.291	21.00	20.86	0.301	1.6

Note:
· When the 1-g Reported SAR is ≤ 0.8 W/kg, testing for low and high channel is optional. Refer to KDB 447498.
·The test separation for body back, body front and 4 Edges is 10mm of all above table.

Any report having not been signed by authorized approver, or having been altered without authorization, or having not been stamped by the "Dedicated Testing/Inspection Stamp" is deemed to be invalid. Copying or excerpting portion of, or altering the content of the report is not permitted without the written authorization of AGC. The test results presented in the report apply only to the tested sample. Any objections to report issued by AGC should be submitted to AGC within 15days after the issuance of the test report. Further enquiry of validity or verification of the test report should be addressed to AGC by agc@agc-cert.com.

SAR MEASUREMENT													
Depth of Liquid (cm):>15						Relative Humidity (%): 54.2							
Product: Smartphone													
Test Mode: LTE Band 4													
BM MHz	MOD	Position	Test Mode		Ch.	Freq. (MHz)	Power Drift (<±5%)	SAR (1g) (W/kg)	Max. Tuneup Power (dBm)	Meas. output Power (dBm)	Scaled SAR (W/kg)	Limit (W/kg)
			UL RB Allocation	UL RB START								
20	QPSK	Left Cheek	1	0	20175	1732.5	-0.11	**0.343**	23.10	22.99	**0.352**	1.6
		Left Tilt	1	0	20175	1732.5	-0.09	0.122	23.10	22.99	0.125	1.6
		Right Cheek	1	0	20175	1732.5	0.26	0.301	23.10	22.99	0.309	1.6
		Right Tilt	1	0	20175	1732.5	-0.29	0.136	23.10	22.99	0.139	1.6
		Body back	1	0	20050	1720	-0.28	1.023	23.10	23.10	1.023	1.6
		Body back	1	0	20175	1732.5	0.34	0.975	23.10	22.99	1.000	1.6
		Body back	1	0	20300	1745	-0.17	1.028	23.10	22.83	1.094	1.6
		Body front	1	0	20050	1720	-0.26	1.032	23.10	23.10	1.032	1.6
		Body front	1	0	20175	1732.5	0.05	**1.145**	23.10	22.99	**1.174**	1.6
		Body front	1	0	20300	1745	0.28	1.098	23.10	22.83	1.168	1.6
		Edge 2(Right)	1	0	20175	1732.5	-0.11	0.151	23.10	22.99	0.155	1.6
		Edge 3(Bottom)	1	0	20175	1732.5	-0.08	0.645	23.10	22.99	0.662	1.6
		Edge 4(Left)	1	0	20175	1732.5	0.20	0.498	23.10	22.99	0.511	1.6
20	QPSK	Left Cheek	50%	0	20175	1732.5	-0.13	**0.260**	21.90	21.64	**0.276**	1.6
		Left Tilt	50%	0	20175	1732.5	0.05	0.118	21.90	21.64	0.125	1.6
		Right Cheek	50%	0	20175	1732.5	-0.32	0.253	21.90	21.64	0.269	1.6
		Right Tilt	50%	0	20175	1732.5	-0.04	0.127	21.90	21.64	0.135	1.6
		Body back	50%	0	20175	1732.5	-0.12	0.732	21.90	21.64	0.777	1.6
		Body front	50%	0	20050	1720	0.06	0.801	21.90	21.83	0.814	1.6
		Body front	50%	0	20175	1732.5	-0.28	**0.808**	21.90	21.64	**0.858**	1.6
		Body front	50%	0	20300	1745	-0.10	0.796	21.90	21.68	0.837	1.6
		Edge 2(Right)	50%	0	20175	1732.5	0.32	0.142	21.90	21.64	0.151	1.6
		Edge 3(Bottom)	50%	0	20175	1732.5	-0.05	0.551	21.90	21.64	0.585	1.6
		Edge 4(Left)	50%	0	20175	1732.5	0.11	0.395	21.90	21.64	0.419	1.6

Note:
· When the 1-g Reported SAR is ≤ 0.8 W/kg, testing for low and high channel is optional. Refer to KDB 447498.
·The test separation for body back, body front and 4 Edges is 10mm of all above table.

Any report having not been signed by authorized approver, or having been altered without authorization, or having not been stamped by the "Dedicated Testing/Inspection Stamp" is deemed to be invalid. Copying or excerpting portion of, or altering the content of the report is not permitted without the written authorization of AGC. The test results presented in the report apply only to the tested sample. Any objections to report issued by AGC should be submitted to AGC within 15days after the issuance of the test report. Further enquiry of validity or verification of the test report should be addressed to AGC by agc@agc-cert.com.

SAR MEASUREMENT													
Depth of Liquid (cm):>15					Relative Humidity (%): 55.8								
Product: Smartphone													
Test Mode: LTE Band 5													
BM MHz	MOD	Position	Test Mode		Ch.	Freq. (MHz)	Power Drift (<±5%)	SAR (1g) (W/kg)	Max. Tuneup Power (dBm)	Meas. output Power (dBm)	Scaled SAR (W/kg)	Limit (W/kg)
			UL RB Allocation	UL RB START								
10	QPSK	Left Cheek	1	0	20525	836.5	-0.39	0.348	23.20	23	0.364	1.6
		Left Tilt	1	0	20525	836.5	0.25	0.232	23.20	23	0.243	1.6
		Right Cheek	1	0	20525	836.5	-0.62	**0.370**	23.20	23	**0.387**	1.6
		Right Tilt	1	0	20525	836.5	-0.05	0.233	23.20	23	0.244	1.6
		Body back	1	0	20525	836.5	-0.27	**0.489**	23.20	23	**0.512**	1.6
		Body front	1	0	20525	836.5	0.46	0.413	23.20	23	0.432	1.6
		Edge 2(Right)	1	0	20525	836.5	-0.10	0.271	23.20	23	0.284	1.6
		Edge 3(Bottom)	1	0	20525	836.5	-0.43	0.076	23.20	23	0.080	1.6
		Edge 4(Left)	1	0	20525	836.5	0.28	0.158	23.20	23	0.165	1.6
10	QPSK	Left Cheek	50%	0	20525	836.5	-0.19	0.288	22.20	21.80	0.316	1.6
		Left Tilt	50%	0	20525	836.5	-0.05	0.213	22.20	21.80	0.234	1.6
		Right Cheek	50%	0	20525	836.5	-0.24	**0.295**	22.20	21.80	**0.323**	1.6
		Right Tilt	50%	0	20525	836.5	0.13	0.220	22.20	21.80	0.241	1.6
		Body back	50%	0	20525	836.5	-0.07	**0.307**	22.20	21.80	**0.337**	1.6
		Body front	50%	0	20525	836.5	-0.24	0.302	22.20	21.80	0.331	1.6
		Edge 2(Right)	50%	0	20525	836.5	0.16	0.262	22.20	21.80	0.287	1.6
		Edge 3(Bottom)	50%	0	20525	836.5	-0.30	0.068	22.20	21.80	0.075	1.6
		Edge 4(Left)	50%	0	20525	836.5	-0.03	0.142	22.20	21.80	0.156	1.6

Note:
· When the 1-g Reported SAR is ≤ 0.8 W/kg, testing for low and high channel is optional. Refer to KDB 447498.
·The test separation for body back, body front and 4 Edges is 10mm of all above table.

Any report having not been signed by authorized approver, or having been altered without authorization, or having not been stamped by the "Dedicated Testing/Inspection Stamp" is deemed to be invalid. Copying or excerpting portion of, or altering the content of the report is not permitted without the written authorization of AGC. The test results presented in the report apply only to the tested sample. Any objections to report issued by AGC should be submitted to AGC within 15days after the issuance of the test report. Further enquiry of validity or verification of the test report should be addressed to AGC by agc@agc-cert.com.

SAR MEASUREMENT													
Depth of Liquid (cm):>15					Relative Humidity (%): 50.6								
Product: Smartphone													
Test Mode: LTE Band 12													
BM MHz	MOD	Position	Test Mode		Ch.	Freq. (MHz)	Power Drift (<±5%)	SAR (1g) (W/kg)	Max. Tuneup Power (dBm)	Meas. output Power (dBm)	Scaled SAR (W/kg)	Limit (W/kg)
			UL RB Allocation	UL RB START								
10	QPSK	Left Cheek	1	0	23095	707.5	-0.33	**0.104**	23.00	22.61	**0.114**	1.6
		Left Tilt	1	0	23095	707.5	-0.28	0.060	23.00	22.61	0.066	1.6
		Right Cheek	1	0	23095	707.5	0.16	0.099	23.00	22.61	0.108	1.6
		Right Tilt	1	0	23095	707.5	-0.05	0.068	23.00	22.61	0.074	1.6
		Body back	1	0	23095	707.5	-0.28	**0.185**	23.00	22.61	**0.202**	1.6
		Body front	1	0	23095	707.5	-0.43	0.118	23.00	22.61	0.129	1.6
		Edge 2(Right)	1	0	23095	707.5	-0.24	0.123	23.00	22.61	0.135	1.6
		Edge 3(Bottom)	1	0	23095	707.5	0.17	0.013	23.00	22.61	0.014	1.6
		Edge 4(Left)	1	0	23095	707.5	-0.52	0.064	23.00	22.61	0.070	1.6
10	QPSK	Left Cheek	50%	0	23095	707.5	-0.04	**0.094**	22.10	21.57	**0.106**	1.6
		Left Tilt	50%	0	23095	707.5	-0.13	0.051	22.10	21.57	0.058	1.6
		Right Cheek	50%	0	23095	707.5	0.05	0.086	22.10	21.57	0.097	1.6
		Right Tilt	50%	0	23095	707.5	-0.28	0.047	22.10	21.57	0.053	1.6
		Body back	50%	0	23095	707.5	-0.27	**0.174**	22.10	21.57	**0.197**	1.6
		Body front	50%	0	23095	707.5	-0.16	0.106	22.10	21.57	0.120	1.6
		Edge 2(Right)	50%	0	23095	707.5	0.32	0.110	22.10	21.57	0.124	1.6
		Edge 3(Bottom)	50%	0	23095	707.5	-0.15	0.010	22.10	21.57	0.011	1.6
		Edge 4(Left)	50%	0	23095	707.5	0.24	0.055	22.10	21.57	0.062	1.6

Note:
· When the 1-g Reported SAR is ≤ 0.8 W/kg, testing for low and high channel is optional. Refer to KDB 447498.
·The test separation for body back, body front and 4 Edges is 10mm of all above table.

Any report having not been signed by authorized approver, or having been altered without authorization, or having not been stamped by the "Dedicated Testing/Inspection Stamp" is deemed to be invalid. Copying or excerpting portion of, or altering the content of the report is not permitted without the written authorization of AGC. The test results presented in the report apply only to the tested sample. Any objections to report issued by AGC should be submitted to AGC within 15days after the issuance of the test report. Further enquiry of validity or verification of the test report should be addressed to AGC by agc@agc-cert.com.

SAR MEASUREMENT													
Depth of Liquid (cm):>15						Relative Humidity (%): 50.6							
Product: Smartphone													
Test Mode: LTE Band 17													
BM MHz	MOD	Position	Test Mode		Ch.	Freq. (MHz)	Power Drift (<±5%)	SAR (1g) (W/kg)	Max. Tuneup Power (dBm)	Meas. output Power (dBm)	Scaled SAR (W/kg)	Limit (W/kg)
			UL RB Allocation	UL RB START								
10	QPSK	Left Cheek	1	0	23790	710	-0.16	**0.104**	22.90	22.7	**0.109**	1.6
		Left Tilt	1	0	23790	710	-0.09	0.061	22.90	22.7	0.064	1.6
		Right Cheek	1	0	23790	710	0.32	0.101	22.90	22.7	0.106	1.6
		Right Tilt	1	0	23790	710	-0.04	0.071	22.90	22.7	0.074	1.6
		Body back	1	0	23790	710	-0.17	**0.182**	22.90	22.7	**0.191**	1.6
		Body front	1	0	23790	710	-0.08	0.115	22.90	22.7	0.120	1.6
		Edge 2(Right)	1	0	23790	710	0.29	0.056	22.90	22.7	0.059	1.6
		Edge 3(Bottom)	1	0	23790	710	-0.26	0.022	22.90	22.7	0.023	1.6
		Edge 4(Left)	1	0	23790	710	-0.32	0.075	22.90	22.7	0.079	1.6
10	QPSK	Left Cheek	50%	0	23790	710	-0.14	**0.092**	22.20	22.06	**0.095**	1.6
		Left Tilt	50%	0	23790	710	0.07	0.056	22.20	22.06	0.058	1.6
		Right Cheek	50%	0	23790	710	-0.26	0.091	22.20	22.06	0.094	1.6
		Right Tilt	50%	0	23790	710	-0.35	0.066	22.20	22.06	0.068	1.6
		Body back	50%	0	23790	710	-0.47	**0.144**	22.20	22.06	**0.149**	1.6
		Body front	50%	0	23790	710	0.10	0.110	22.20	22.06	0.114	1.6
		Edge 2(Right)	50%	0	23790	710	-0.09	0.043	22.20	22.06	0.044	1.6
		Edge 3(Bottom)	50%	0	23790	710	-0.18	0.016	22.20	22.06	0.017	1.6
		Edge 4(Left)	50%	0	23790	710	0.20	0.062	22.20	22.06	0.064	1.6

Note:
· When the 1-g Reported SAR is ≤ 0.8 W/kg, testing for low and high channel is optional. Refer to KDB 447498.
·The test separation for body back, body front and 4 Edges is 10mm of all above table.

Any report having not been signed by authorized approver, or having been altered without authorization, or having not been stamped by the "Dedicated Testing/Inspection Stamp" is deemed to be invalid. Copying or excerpting portion of, or altering the content of the report is not permitted without the written authorization of AGC. The test results presented in the report apply only to the tested sample. Any objections to report issued by AGC should be submitted to AGC within 15days after the issuance of the test report. Further enquiry of validity or verification of the test report should be addressed to AGC by agc@agc-cert.com.

SAR MEASUREMENT													
Depth of Liquid (cm):>15					Relative Humidity (%): 58.1								
Product: LTE smartphone													
Test Mode: LTE Band 25													
BM MHz	MOD	Position	Test Mode		Ch.	Freq. (MHz)	Power Drift (<±5%)	SAR (1g) (W/kg)	Max. Tuneup Power (dBm)	Meas. output Power (dBm)	Scaled SAR (W/kg)	Limit (W/kg)
			UL RB Allocation	UL RB START								
20	QPSK	Left Cheek	1	0	26365	1882.5	-0.18	**0.370**	23.20	22.72	**0.413**	1.6
		Left Tilt	1	0	26365	1882.5	0.04	0.138	23.20	22.72	0.154	1.6
		Right Cheek	1	0	26365	1882.5	-0.26	0.208	23.20	22.72	0.232	1.6
		Right Tilt	1	0	26365	1882.5	-0.32	0.173	23.20	22.72	0.193	1.6
		Body back	1	0	26365	1882.5	-0.05	0.377	23.20	22.72	0.421	1.6
		Body front	1	0	26365	1882.5	0.17	**0.566**	23.20	22.72	**0.632**	1.6
		Edge 2(Right)	1	0	26365	1882.5	-0.12	0.115	23.20	22.72	0.128	1.6
		Edge 3(Bottom)	1	0	26365	1882.5	-0.06	0.220	23.20	22.72	0.246	1.6
		Edge 4(Left)	1	0	26365	1882.5	0.32	0.239	23.20	22.72	0.267	1.6
20	QPSK	Left Cheek	50%	0	26365	1882.5	-0.18	**0.350**	21.90	21.5	**0.384**	1.6
		Left Tilt	50%	0	26365	1882.5	0.05	0.126	21.90	21.5	0.138	1.6
		Right Cheek	50%	0	26365	1882.5	-0.32	0.203	21.90	21.5	0.223	1.6
		Right Tilt	50%	0	26365	1882.5	-0.04	0.165	21.90	21.5	0.181	1.6
		Body back	50%	0	26365	1882.5	-0.27	0.342	21.90	21.5	0.375	1.6
		Body front	50%	0	26365	1882.5	0.16	**0.368**	21.90	21.5	**0.404**	1.6
		Edge 2(Right)	50%	0	26365	1882.5	-0.52	0.103	21.90	21.5	0.113	1.6
		Edge 3(Bottom)	50%	0	26365	1882.5	-0.13	0.210	21.90	21.5	0.230	1.6
		Edge 4(Left)	50%	0	26365	1882.5	0.09	0.226	21.90	21.5	0.248	1.6

Note:
· When the 1-g Reported SAR is ≤ 0.8 W/kg, testing for low and high channel is optional. Refer to KDB 447498.
·The test separation for body back, body front and 4 Edges is 10mm of all above table.

Any report having not been signed by authorized approver, or having been altered without authorization, or having not been stamped by the "Dedicated Testing/Inspection Stamp" is deemed to be invalid. Copying or excerpting portion of, or altering the content of the report is not permitted without the written authorization of AGC. The test results presented in the report apply only to the tested sample. Any objections to report issued by AGC should be submitted to AGC within 15days after the issuance of the test report. Further enquiry of validity or verification of the test report should be addressed to AGC by agc@agc-cert.com.

SAR MEASUREMENT													
Depth of Liquid (cm):>15						Relative Humidity (%): 55.8							
Product: LTE smartphone													
Test Mode: LTE Band 26													
BM MHz	MOD	Position	Test Mode		Ch.	Freq. (MHz)	Power Drift (<±5%)	SAR (1g) (W/kg)	Max. Tuneup Power (dBm)	Meas. output Power (dBm)	Scaled SAR (W/Kg)	Limit (W/kg)
			UL RB Allocation	UL RB START								
15	QPSK	Left Cheek	1	0	26915	831.5	-0.11	0.354	23.10	22.73	0.385	1.6
		Left Tilt	1	0	26915	836.5	-0.09	0.202	23.10	22.73	0.220	1.6
		Right Cheek	1	0	26915	836.5	0.24	**0.397**	23.10	22.73	**0.432**	1.6
		Right Tilt	1	0	26915	836.5	-0.17	0.228	23.10	22.73	0.248	1.6
		Body back	1	0	26915	831.5	-0.08	**0.451**	23.10	22.73	**0.491**	1.6
		Body front	1	0	26915	836.5	-0.26	0.384	23.10	22.73	0.418	1.6
		Edge 2(Right)	1	0	26915	836.5	0.23	0.269	23.10	22.73	0.293	1.6
		Edge 3(Bottom)	1	0	26915	836.5	-0.05	0.059	23.10	22.73	0.064	1.6
		Edge 4(Left)	1	0	26915	836.5	0.15	0.158	23.10	22.73	0.172	1.6
15	QPSK	Left Cheek	50%	0	26915	831.5	-0.09	0.332	22.10	22.03	0.337	1.6
		Left Tilt	50%	0	26915	836.5	0.35	0.195	22.10	22.03	0.198	1.6
		Right Cheek	50%	0	26915	836.5	-0.27	**0.346**	22.10	22.03	**0.352**	1.6
		Right Tilt	50%	0	26915	836.5	-0.46	0.210	22.10	22.03	0.213	1.6
		Body back	50%	0	26915	831.5	-0.51	**0.277**	22.10	22.03	**0.282**	1.6
		Body front	50%	0	26915	836.5	0.20	0.262	22.10	22.03	0.266	1.6
		Edge 2(Right)	50%	0	26915	836.5	-0.03	0.241	22.10	22.03	0.245	1.6
		Edge 3(Bottom)	50%	0	26915	836.5	-0.19	0.046	22.10	22.03	0.047	1.6
		Edge 4(Left)	50%	0	26915	836.5	0.06	0.137	22.10	22.03	0.139	1.6

Note:
· When the 1-g Reported SAR is ≤ 0.8 W/kg, testing for low and high channel is optional. Refer to KDB 447498.
·The test separation for body back, body front and 4 Edges is 10mm of all above table.

Any report having not been signed by authorized approver, or having been altered without authorization, or having not been stamped by the "Dedicated Testing/Inspection Stamp" is deemed to be invalid. Copying or excerpting portion of, or altering the content of the report is not permitted without the written authorization of AGC. The test results presented in the report apply only to the tested sample. Any objections to report issued by AGC should be submitted to AGC within 15days after the issuance of the test report. Further enquiry of validity or verification of the test report should be addressed to AGC by agc@agc-cert.com.

SAR MEASUREMENT													
Depth of Liquid (cm):>15						Relative Humidity (%): 53.1							
Product: Smartphone													
Test Mode: LTE Band 41													
BW MHz	MOD	Position	Test Mode		Ch.	Freq. (MHz)	Power Drift (<±5%)	SAR (1g) (W/kg)	Max. Tuneup Power (dBm)	Meas. output Power (dBm)	Scaled SAR (W/kg)	Limit (W/kg)
			UL RB Allocation	UL RB START								
20	QPSK	Left Cheek	1	0	40740	2605	-0.19	**0.295**	22.60	22.14	**0.328**	1.6
		Left Tilt	1	0	40740	2605	0.25	0.102	22.60	22.14	0.113	1.6
		Right Cheek	1	0	40740	2605	-0.16	0.170	22.60	22.14	0.189	1.6
		Right Tilt	1	0	40740	2605	-0.35	0.147	22.60	22.14	0.163	1.6
		Body back	1	0	40740	2605	-0.28	0.218	22.60	22.14	0.242	1.6
		Body front	1	0	40740	2605	0.41	0.217	22.60	22.14	0.241	1.6
		Edge 2(Right)	1	0	40740	2605	-0.05	0.012	22.60	22.14	0.013	1.6
		Edge 3(Bottom)	1	0	40740	2605	-0.16	**0.397**	22.60	22.14	**0.441**	1.6
		Edge 4(Left)	1	0	40740	2605	-0.24	0.198	22.60	22.14	0.220	1.6
20	QPSK	Left Cheek	1	0	40740	2605	-0.13	**0.264**	21.20	20.98	**0.278**	1.6
		Left Tilt	1	0	40740	2605	-0.09	0.092	21.20	20.98	0.097	1.6
		Right Cheek	1	0	40740	2605	0.25	0.161	21.20	20.98	0.169	1.6
		Right Tilt	1	0	40740	2605	-0.18	0.132	21.20	20.98	0.139	1.6
		Body back	1	0	40740	2605	-0.41	0.210	21.20	20.98	0.221	1.6
		Body front	1	0	40740	2605	-0.17	0.208	21.20	20.98	0.219	1.6
		Edge 2(Right)	1	0	40740	2605	0.10	0.008	21.20	20.98	0.008	1.6
		Edge 3(Bottom)	1	0	40740	2605	-0.06	**0.317**	21.20	20.98	**0.333**	1.6
		Edge 4(Left)	1	0	40740	2605	0.32	0.181	21.20	20.98	0.190	1.6

Note:
· When the 1-g Reported SAR is ≤ 0.8 W/kg, testing for low and high channel is optional. Refer to KDB 447498.
·The test separation for body back, body front and 4 Edges is 10mm of all above table

Any report having not been signed by authorized approver, or having been altered without authorization, or having not been stamped by the "Dedicated Testing/Inspection Stamp" is deemed to be invalid. Copying or excerpting portion of, or altering the content of the report is not permitted without the written authorization of AGC. The test results presented in the report apply only to the tested sample. Any objections to report issued by AGC should be submitted to AGC within 15days after the issuance of the test report. Further enquiry of validity or verification of the test report should be addressed to AGC by agc@agc-cert.com.

SAR MEASUREMENT													
Depth of Liquid (cm):>15						Relative Humidity (%): 54.2							
Product: LTE smartphone													
Test Mode: LTE Band 66													
BW MHz	MOD	Position	Test Mode		Ch.	Freq. (MHz)	Power Drift (<±5%)	SAR (1g) (W/kg)	Max. Tuneup Power (dBm)	Meas. output Power (dBm)	Scaled SAR (W/Kg)	Limit (W/kg)
			UL RB Allocation	UL RB START								
20	QPSK	Left Cheek	1	0	132422	1755	-0.18	**0.375**	23.2	23.10	**0.384**	1.6
		Left Tilt	1	0	132422	1755	0.05	0.117	23.2	23.100	0.120	1.6
		Right Cheek	1	0	132422	1755	-0.23	0.273	23.2	23.10	0.279	1.6
		Right Tilt	1	0	132422	1755	-0.05	0.113	23.2	23.10	0.116	1.6
		Body back	1	0	132072	1720	-0.26	0.828	23.2	23.12	0.843	1.6
		Body back	1	0	132422	1755	-0.28	0.912	23.2	23.10	0.933	1.6
		Body back	1	0	132572	1770	0.43	0.824	23.2	22.81	0.901	1.6
		Body front	1	0	132072	1720	-0.17	**1.114**	23.2	23.12	1.135	1.6
		Body front	1	0	132422	1755	0.50	1.106	23.2	23.10	1.132	1.6
		Body front	1	0	132572	1770	0.16	1.062	23.2	22.81	**1.162**	1.6
		Edge 2(Right)	1	0	132422	1755	0.20	0.114	23.2	23.10	0.117	1.6
		Edge 3(Bottom)	1	0	132422	1755	-0.05	0.571	23.2	23.10	0.584	1.6
		Edge 4(Left)	1	0	132422	1755	0.32	0.443	23.2	23.10	0.453	1.6
20	QPSK	Left Cheek	1	0	132422	1755	-0.14	**0.373**	22.00	21.71	**0.399**	1.6
		Left Tilt	1	0	132422	1755	-0.06	0.113	22.00	21.71	0.121	1.6
		Right Cheek	1	0	132422	1755	0.35	0.268	22.00	21.71	0.287	1.6
		Right Tilt	1	0	132422	1755	-0.27	0.106	22.00	21.71	0.113	1.6
		Body back	1	0	132422	1755	-0.46	0.692	22.00	21.71	0.740	1.6
		Body front	1	0	132072	1720	0.18	0.732	22.00	21.94	0.742	1.6
		Body front	1	0	132422	1755	-0.09	**0.775**	22.00	21.71	**0.829**	1.6
		Body front	1	0	132572	1770	-0.53	0.751	22.00	21.72	0.801	1.6
		Edge 2(Right)	1	0	132422	1755	0.24	0.106	22.00	21.71	0.113	1.6
		Edge 3(Bottom)	1	0	132422	1755	-0.42	0.561	22.00	21.71	0.600	1.6
		Edge 4(Left)	1	0	132422	1755	0.08	0.430	22.00	21.71	0.460	1.6

Note:
· When the 1-g Reported SAR is ≤ 0.8 W/kg, testing for low and high channel is optional. Refer to KDB 447498.
·The test separation for body back, body front and 4 Edges is 10mm of all above table

Any report having not been signed by authorized approver, or having been altered without authorization, or having not been stamped by the "Dedicated Testing/Inspection Stamp" is deemed to be invalid. Copying or excerpting portion of, or altering the content of the report is not permitted without the written authorization of AGC. The test results presented in the report apply only to the tested sample. Any objections to report issued by AGC should be submitted to AGC within 15days after the issuance of the test report. Further enquiry of validity or verification of the test report should be addressed to AGC by agc@agc-cert.com.

SAR MEASUREMENT									
Depth of Liquid (cm):>15				Relative Humidity (%): 54.6					
Product: Smartphone									
Test Mode:802.11b									
Position	**Mode**	**Ch.**	**Fr. (MHz)**	**Power Drift (<±5%)**	**SAR (1g) (W/kg)**	**Max. Tune-up Power (dBm)**	**Meas. output Power (dBm)**	**Scaled SAR (W/kg)**	**Limit (W/kg)**
Left Cheek	DTS	11	2462	-0.16	0.189	13.90	13.83	0.192	1.6
Left Tilt	DTS	11	2462	0.25	0.111	13.90	13.83	0.113	1.6
Right Cheek	DTS	11	2462	-0.24	**0.455**	13.90	13.83	**0.462**	1.6
Right Tilt	DTS	11	2462	-0.18	0.241	13.90	13.83	0.245	1.6
Body back	DTS	11	2462	-0.10	**0.091**	13.90	13.83	**0.092**	1.6
Body front	DTS	11	2462	-0.06	0.056	13.90	13.83	0.057	1.6
Edge 1 (Top)	DTS	11	2462	0.32	0.025	13.90	13.83	0.025	1.6
Edge 4(Left)	DTS	11	2462	0.05	0.058	13.90	13.83	0.059	1.6

Note:
· According to KDB248227, SAR is not required for 802.11n HT20/HT40 channels when the maximum average output power is less than 1/4 dB higher than that measured on the corresponding 802.11a/b channels.
· All of above "DTS" means data transmitters.
·The test separation for body back, body front and 4 Edges is 10mm of all above table.

Any report having not been signed by authorized approver, or having been altered without authorization, or having not been stamped by the "Dedicated Testing/Inspection Stamp" is deemed to be invalid. Copying or excerpting portion of, or altering the content of the report is not permitted without the written authorization of AGC. The test results presented in the report apply only to the tested sample. Any objections to report issued by AGC should be submitted to AGC within 15days after the issuance of the test report. Further enquiry of validity or verification of the test report should be addressed to AGC by agc@agc-cert.com.

Repeated SAR										
Product: Smartphone										
Test Mode: WCDMA Band IV										
Position	**Mode**	**Ch.**	**Fr. (MHz)**	**Power Drift (<±5%)**	**Once SAR (1g) (W/kg)**	**Power Drift (<±5%)**	**Twice SAR (1g) (W/kg)**	**Power Drift (<±5%)**	**Third SAR (1g) (W/kg)**	**Limit W/kg**
Body front	RMC 12.2kbps	8763	1752.6	-0.21	0.953	--	--	--	--	--

Repeated SAR											
Product: Smartphone											
Test Mode: LTE Band 4& LTE Band 66											
BM MHz	**MOD**	**Position**	**Test Mode**		**Ch.**	**Freq. (MHz)**	**Power Drift (<±5%)**	**Once SAR (1g) (W/kg)**	**Power Drift (<±5%)**	**Twice SAR (1g) (W/kg)**	**Limit (W/kg)**
			UL RB Allocation	**UL RB START**							
20	**QPSK**	Body front	1	0	20175	1732.5	0.23	1.121	--	--	1.6
		Body front	1	0	132072	1720	0.12	1.104	--	--	1.6

The second repeated SAR judge reference									
Product: Smartphone									
Band	**Position**	**Mode**		**Ch.**	**Fr. (MHz)**	**Orignal SAR (1g) (W/kg)**	**First SAR (1g) (W/kg)**	**Ratio**	**Limit**
WCDMA Band IV	Body front	RMC 12.2kbps		8763	1752.6	0.960	0.953	1.007	<1.2
Band	**Position**	**Mode**		**Ch.**	**Fr. (MHz)**	**Orignal SAR (1g) (W/kg)**	**First SAR (1g) (W/kg)**	**Ratio**	**Limit**
		UL RB Allocation	**UL RB START**						
LTE Band 4	Body front	1	0	20175	1732.5	1.145	1.121	1.021	<1.2
LTE Band 66	Body front	1	0	132072	1720	1.114	1.104	1.009	<1.2

Any report having not been signed by authorized approver, or having been altered without authorization, or having not been stamped by the "Dedicated Testing/Inspection Stamp" is deemed to be invalid. Copying or excerpting portion of, or altering the content of the report is not permitted without the written authorization of AGC. The test results presented in the report apply only to the tested sample. Any objections to report issued by AGC should be submitted to AGC within 15days after the issuance of the test report. Further enquiry of validity or verification of the test report should be addressed to AGC by agc@agc-cert.com.

Simultaneous Multi-band Transmission Evaluation:

Application Simultaneous Transmission information:

NO	Simultaneous state	Portable Handset		
		Head	Body-worn	Hotspot
1	GSM(voice)+ WLAN 2.4GHz (data)	Yes	Yes	-
2	GSM(voice)+ Bluetooth(data)	-	Yes	-
3	GSM (Data) + WLAN 2.4GHz (data)	-	Yes	Yes
4	GSM (Data) + Bluetooth(data)	-	Yes	Yes
5	WCDMA+ WLAN 2.4GHz (data)	Yes	Yes	Yes
6	WCDMA+ Bluetooth(data)	-	Yes	Yes
7	LTE + WLAN 2.4GHz (data)	Yes	Yes	Yes
8	LTE + Bluetooth(data)	--	Yes	Yes

NOTE:

1. WIFI and BT share the same antenna, and cannot transmit simultaneously.
2. Simultaneous with every transmitter must be the same test position.
3. KDB 447498 D01, BT SAR is excluded as below table.
4. KDB 447498 D01, for handsets the test separation distance is determined by the smallest distance between the outer surface of the device and the user; which is 0mm for head SAR and 10mm for body-worn SAR.
5. According to KDB 447498 D01 4.3.1, Standalone SAR test exclusion is as follow:
   For 100 MHz to 6 GHz and test separation distances ≤ 50 mm, the 1-g and 10-g SAR test exclusion thresholds are determined by the following:
   [(max. power of channel, including tune-up tolerance, mW) / (min. test separation distance, mm)] • [√f(GHz)] ≤ 3.0 for 1-g SAR, and ≤ 7.5 for 10-g extremity SAR[30], where
   - f(GHz) is the RF channel transmit frequency in GHz
   - Power and distance are rounded to the nearest mW and mm before calculation[31]
   - The result is rounded to one decimal place for comparison
   - The values 3.0 and 7.5 are referred to as numeric thresholds in step b) below

   The test exclusions are applicable only when the minimum test separation distance is ≤ 50 mm, and for transmission frequencies between 100 MHz and 6 GHz. When the minimum test separation distance is <5 mm, a distance of 5 mm according to 4.1 f) is applied to determine SAR test exclusion.
6. If the test separation distance is <5mm, 5mm is used for excluded SAR calculation.
7. According to KDB 447498 D01 4.3.2, simultaneous transmission SAR test exclusion is as follow:
   (1) Simultaneous transmission SAR test exclusion is determined for each operating configuration and exposure condition according to the reported standalone SAR of each applicable simultaneous transmitting antenna.
   (2) Any transmitters and antennas should be considered when calculating simultaneous mode.
   (3) For mobile phone and PC, it's the sum of all transmitters and antennas at the same mode with same position in each applicable exposure condition
   (4)When the standalone SAR test exclusion of section 4.3.2 is applied to an antenna that transmits simultaneously with other antennas, the standalone SAR must be estimated according to the following to det
   (max. power of channel, including tune-up tolerance, mW)/(min. test separation distance, mm)]·[√f(GHz)/x] W/kg for test separation distances ≤ 50 mm;
   where x = 7.5 for 1-g SAR, and x = 18.75 for 10-g SAR.

Any report having not been signed by authorized approver, or having been altered without authorization, or having not been stamped by the "Dedicated Testing/Inspection Stamp" is deemed to be invalid. Copying or excerpting portion of, or altering the content of the report is not permitted without the written authorization of AGC. The test results presented in the report apply only to the tested sample. Any objections to report issued by AGC should be submitted to AGC within 15days after the issuance of the test report. Further enquiry of validity or verification of the test report should be addressed to AGC by agc@agc-cert.com.

8. When the sum of SAR is larger than the limit, SAR test exclusion is determined by the SAR to peak location separation ratio. The simultaneous transmitting antennas in each operating mode and exposure condition combination must be considered one pair at a time to determine the SAR to peak location separation ratio to qualify for test exclusion. The ratio is determined by (SAR1 + SAR2)1.5/Ri, rounded to two decimal digits, and must be ≤ 0.04 for all antenna pairs in the configuration to qualify for 1-g SAR test exclusion.

Estimated SAR		Max Power including Tune-up Tolerance		Separation Distance (mm)	Estimated SAR (W/kg)
		dBm	mW		
BT	Head	9	7.943	0	0.334
	Body	9	7.943	10	0.167

Any report having not been signed by authorized approver, or having been altered without authorization, or having not been stamped by the "Dedicated Testing/Inspection Stamp" is deemed to be invalid. Copying or excerpting portion of, or altering the content of the report is not permitted without the written authorization of AGC. The test results presented in the report apply only to the tested sample. Any objections to report issued by AGC should be submitted to AGC within 15days after the issuance of the test report. Further enquiry of validity or verification of the test report should be addressed to AGC by agc@agc-cert.com.

Sum of the SAR for GSM 850 &Wi-Fi & BT:

RF Exposure Conditions	Test Position	Simultaneous Transmission Scenario			Σ1-g SAR (W/kg)	SPLSR (Yes/No)
		GSM 850	WI-Fi DTS Band	Bluetooth		
Head (voice)	Left Touch	0.330	0.192		0.522	No
	Left Tilt	0.210	0.113		0.323	No
	Right Touch	0.389	0.462		0.851	No
	Right Tilt	0.240	0.245		0.485	No
Body-worn (voice)	Rear	0.524	0.092		0.616	No
		0.524		0.167	0.524	No
	Front	0.336	0.057		0.393	No
		0.336		0.167	0.336	No
Body-worn (Data)	Rear	0.406		0.167	0.406	No
		0.406	0.092		0.498	No
	Front	0.332		0.167	0.332	No
		0.332	0.057		0.389	No
Body-worn (Hotspot)	Edge 4	0.143	0.059		0.202	No
	Edge 4	0.143		0.167	0.310	No

Note:

·According to KDB 447498 D01 General RF Exposure Guidance, when the simultaneous transmission SAR is less than1.6 W/kg, SPLSR assessment is not required.

·SPLSR mean is “The SAR to Peak Location Separation Ratio “

Any report having not been signed by authorized approver, or having been altered without authorization, or having not been stamped by the "Dedicated Testing/Inspection Stamp" is deemed to be invalid. Copying or excerpting portion of, or altering the content of the report is not permitted without the written authorization of AGC. The test results presented in the report apply only to the tested sample. Any objections to report issued by AGC should be submitted to AGC within 15days after the issuance of the test report. Further enquiry of validity or verification of the test report should be addressed to AGC by agc@agc-cert.com.

Sum of the SAR for GSM 1900 &Wi-Fi & BT:

RF Exposure Conditions	Test Position	Simultaneous Transmission Scenario			Σ1-g SAR (W/kg)	SPLSR (Yes/No)
		PCS 1900	WI-Fi DTS Band	Bluetooth		
Head (voice)	Left Touch	0.197	0.192		0.389	No
	Left Tilt	0.084	0.113		0.197	No
	Right Touch	0.127	0.462		0.589	No
	Right Tilt	0.082	0.245		0.327	No
Body-worn (voice)	Rear	0.174	0.092		0.266	No
		0.174		0.167	0.174	No
	Front	0.338	0.057		0.395	No
		0.338		0.167	0.338	No
Body-worn (Data)	Rear	0.141		0.167	0.141	No
		0.141	0.092		0.233	No
	Front	0.204		0.167	0.204	No
		0.204	0.057		0.261	No
Body-worn (Hotspot)	Edge 4	0.062	0.059		0.121	No
	Edge 4	0.062		0.167	0.229	No

Note:

·According to KDB 447498 D01 General RF Exposure Guidance, when the simultaneous transmission SAR is less than1.6 W/kg, SPLSR assessment is not required.
·SPLSR mean is “The SAR to Peak Location Separation Ratio “

Any report having not been signed by authorized approver, or having been altered without authorization, or having not been stamped by the “Dedicated Testing/Inspection Stamp” is deemed to be invalid. Copying or excerpting portion of, or altering the content of the report is not permitted without the written authorization of AGC. The test results presented in the report apply only to the tested sample. Any objections to report issued by AGC should be submitted to AGC within 15days after the issuance of the test report. Further enquiry of validity or verification of the test report should be addressed to AGC by agc@agc-cert.com.

Sum of the SAR for WCDMA Band II &Wi-Fi & BT:

RF Exposure Conditions	Test Position	Simultaneous Transmission Scenario			Σ1-g SAR (W/kg)	SPLSR (Yes/No)
		WCDMA Band II	Wi-Fi DTS Band	Bluetooth		
Head	Left Touch	0.351	0.192		0.543	No
	Left Tilt	0.142	0.113		0.255	No
	Right Touch	0.236	0.462		0.698	No
	Right Tilt	0.152	0.245		0.397	No
Body-worn	Rear	0.436	0.092		0.528	No
	Front	0.522	0.057		0.579	No
	Edge 4	0.121	0.059		0.180	No
	Rear	0.436		0.167	0.603	No
	Front	0.522		0.167	0.689	No
	Edge 4	0.121		0.167	0.288	No

Note:

·According to KDB 447498 D01 General RF Exposure Guidance, when the simultaneous transmission SAR is less than1.6 W/kg, SPLSR assessment is not required.

·SPLSR mean is “The SAR to Peak Location Separation Ratio “

Any report having not been signed by authorized approver, or having been altered without authorization, or having not been stamped by the "Dedicated Testing/Inspection Stamp" is deemed to be invalid. Copying or excerpting portion of, or altering the content of the report is not permitted without the written authorization of AGC. The test results presented in the report apply only to the tested sample. Any objections to report issued by AGC should be submitted to AGC within 15days after the issuance of the test report. Further enquiry of validity or verification of the test report should be addressed to AGC by agc@agc-cert.com.

Sum of the SAR for WCDMA Band IV &Wi-Fi & BT:

RF Exposure Conditions	Test Position	Simultaneous Transmission Scenario			Σ1-g SAR (W/kg)	SPLSR (Yes/No)
		WCDMA Band IV	Wi-Fi DTS Band	Bluetooth		
Head	Left Touch	0.045	0.192		0.237	No
	Left Tilt	0.022	0.113		0.135	No
	Right Touch	0.060	0.462		0.522	No
	Right Tilt	0.015	0.245		0.260	No
Body-worn	Rear	0.947	0.092		1.039	No
	Front	1.072	0.057		1.129	No
	Edge 4	0.490	0.059		0.549	No
	Rear	0.947		0.167	1.114	No
	Front	1.072		0.167	1.239	No
	Edge 4	0.490		0.167	0.657	No

Note:

·According to KDB 447498 D01 General RF Exposure Guidance, when the simultaneous transmission SAR is less than1.6 W/kg, SPLSR assessment is not required.

·SPLSR mean is “The SAR to Peak Location Separation Ratio “

Any report having not been signed by authorized approver, or having been altered without authorization, or having not been stamped by the "Dedicated Testing/Inspection Stamp" is deemed to be invalid. Copying or excerpting portion of, or altering the content of the report is not permitted without the written authorization of AGC. The test results presented in the report apply only to the tested sample. Any objections to report issued by AGC should be submitted to AGC within 15days after the issuance of the test report. Further enquiry of validity or verification of the test report should be addressed to AGC by agc@agc-cert.com.

Sum of the SAR for WCDMA Band V &Wi-Fi & BT:

RF Exposure Conditions	Test Position	Simultaneous Transmission Scenario			Σ1-g SAR (W/kg)	SPLSR (Yes/No)
		WCDMA Band V	Wi-Fi DTS Band	Bluetooth		
Head	Left Touch	0.419	0.192		0.611	No
	Left Tilt	0.274	0.113		0.387	No
	Right Touch	0.459	0.462		0.921	No
	Right Tilt	0.304	0.245		0.549	No
Body-worn	Rear	0.550	0.092		0.642	No
	Front	0.481	0.057		0.538	No
	Edge 4	0.192	0.059		0.251	No
	Rear	0.550		0.167	0.717	No
	Front	0.481		0.167	0.648	No
	Edge 4	0.192		0.167	0.359	No

Note:

·According to KDB 447498 D01 General RF Exposure Guidance, when the simultaneous transmission SAR is less than1.6 W/kg, SPLSR assessment is not required.

·SPLSR mean is “The SAR to Peak Location Separation Ratio “

Any report having not been signed by authorized approver, or having been altered without authorization, or having not been stamped by the "Dedicated Testing/Inspection Stamp" is deemed to be invalid. Copying or excerpting portion of, or altering the content of the report is not permitted without the written authorization of AGC. The test results presented in the report apply only to the tested sample. Any objections to report issued by AGC should be submitted to AGC within 15days after the issuance of the test report. Further enquiry of validity or verification of the test report should be addressed to AGC by agc@agc-cert.com.

Sum of the SAR for LTE Band 2 &Wi-Fi & BT:

RF Exposure Conditions	Test Position	Simultaneous Transmission Scenario			Σ1-g SAR (W/kg)	SPLSR (Yes/No)
		LTE Band 2	Wi-Fi DTS Band	Bluetooth		
1RB						
Head	Left Touch	0.413	0.192		0.605	No
	Left Tilt	0.147	0.113		0.260	No
	Right Touch	0.268	0.462		0.730	No
	Right Tilt	0.167	0.245		0.412	No
Body-worn	Rear	0.441	0.092		0.533	No
	Front	0.607	0.057		0.664	No
	Edge 4	0.314	0.059		0.373	No
	Rear	0.441		0.167	0.608	No
	Front	0.607		0.167	0.774	No
	Edge 4	0.314		0.167	0.481	No
50%RB						
Head	Left Touch	0.401	0.192		0.593	No
	Left Tilt	0.139	0.113		0.252	No
	Right Touch	0.251	0.462		0.713	No
	Right Tilt	0.155	0.245		0.400	No
Body-worn	Rear	0.399	0.092		0.491	No
	Front	0.407	0.057		0.464	No
	Edge 4	0.301	0.059		0.360	No
	Rear	0.399		0.167	0.566	No
	Front	0.407		0.167	0.574	No
	Edge 4	0.301		0.167	0.468	No

Note:

·According to KDB 447498 D01 General RF Exposure Guidance, when the simultaneous transmission SAR is less than1.6 W/kg, SPLSR assessment is not required.

·SPLSR mean is “The SAR to Peak Location Separation Ratio “

Any report having not been signed by authorized approver, or having been altered without authorization, or having not been stamped by the "Dedicated Testing/Inspection Stamp" is deemed to be invalid. Copying or excerpting portion of, or altering the content of the report is not permitted without the written authorization of AGC. The test results presented in the report apply only to the tested sample. Any objections to report issued by AGC should be submitted to AGC within 15days after the issuance of the test report. Further enquiry of validity or verification of the test report should be addressed to AGC by agc@agc-cert.com.

Sum of the SAR for LTE Band 4 &Wi-Fi & BT:

RF Exposure Conditions	Test Position	Simultaneous Transmission Scenario			Σ1-g SAR (W/kg)	SPLSR (Yes/No)
		LTE Band 4	Wi-Fi DTS Band	Bluetooth		
1RB						
Head	Left Touch	0.352	0.192		0.544	No
	Left Tilt	0.125	0.113		0.238	No
	Right Touch	0.309	0.462		0.771	No
	Right Tilt	0.139	0.245		0.384	No
Body-worn	Rear	1.094	0.092		1.186	No
	Front	1.174	0.057		1.231	No
	Edge 4	0.511	0.059		0.570	No
	Rear	1.094		0.167	1.261	No
	Front	1.174		0.167	**1.341**	No
	Edge 4	0.511		0.167	0.678	No
50%RB						
Head	Left Touch	0.276	0.192		0.468	No
	Left Tilt	0.125	0.113		0.238	No
	Right Touch	0.269	0.462		0.731	No
	Right Tilt	0.135	0.245		0.380	No
Body-worn	Rear	0.777	0.092		0.869	No
	Front	0.858	0.057		0.915	No
	Edge 4	0.419	0.059		0.478	No
	Rear	0.777		0.167	0.944	No
	Front	0.858		0.167	1.025	No
	Edge 4	0.419		0.167	0.586	No

Note:

·According to KDB 447498 D01 General RF Exposure Guidance, when the simultaneous transmission SAR is less than1.6 W/kg, SPLSR assessment is not required.

·SPLSR mean is “The SAR to Peak Location Separation Ratio “

Any report having not been signed by authorized approver, or having been altered without authorization, or having not been stamped by the "Dedicated Testing/Inspection Stamp" is deemed to be invalid. Copying or excerpting portion of, or altering the content of the report is not permitted without the written authorization of AGC. The test results presented in the report apply only to the tested sample. Any objections to report issued by AGC should be submitted to AGC within 15days after the issuance of the test report. Further enquiry of validity or verification of the test report should be addressed to AGC by agc@agc-cert.com.

Sum of the SAR for LTE Band 5 &Wi-Fi & BT:

RF Exposure Conditions	Test Position	Simultaneous Transmission Scenario			Σ1-g SAR (W/kg)	SPLSR (Yes/No)
		LTE Band 5	Wi-Fi DTS Band	Bluetooth		
1RB						
Head	Left Touch	0.364	0.192		0.556	No
	Left Tilt	0.243	0.113		0.356	No
	Right Touch	0.387	0.462		0.849	No
	Right Tilt	0.244	0.245		0.489	No
Body-worn	Rear	0.512	0.092		0.604	No
	Front	0.432	0.057		0.489	No
	Edge 4	0.165	0.059		0.224	No
	Rear	0.512		0.167	0.679	No
	Front	0.432		0.167	0.599	No
	Edge 4	0.165		0.167	0.332	No
50%RB						
Head	Left Touch	0.316	0.192		0.508	No
	Left Tilt	0.234	0.113		0.347	No
	Right Touch	0.323	0.462		0.785	No
	Right Tilt	0.241	0.245		0.486	No
Body-worn	Rear	0.337	0.092		0.429	No
	Front	0.331	0.057		0.388	No
	Edge 4	0.156	0.059		0.215	No
	Rear	0.337		0.167	0.504	No
	Front	0.331		0.167	0.498	No
	Edge 4	0.156		0.167	0.323	No

Note:

·According to KDB 447498 D01 General RF Exposure Guidance, when the simultaneous transmission SAR is less than1.6 W/kg, SPLSR assessment is not required.

·SPLSR mean is “The SAR to Peak Location Separation Ratio “

Any report having not been signed by authorized approver, or having been altered without authorization, or having not been stamped by the "Dedicated Testing/Inspection Stamp" is deemed to be invalid. Copying or excerpting portion of, or altering the content of the report is not permitted without the written authorization of AGC. The test results presented in the report apply only to the tested sample. Any objections to report issued by AGC should be submitted to AGC within 15days after the issuance of the test report. Further enquiry of validity or verification of the test report should be addressed to AGC by agc@agc-cert.com.

Sum of the SAR for LTE Band 12 &Wi-Fi & BT:

RF Exposure Conditions	Test Position	Simultaneous Transmission Scenario			Σ1-g SAR (W/kg)	SPLSR (Yes/No)
		LTE Band 12	Wi-Fi DTS Band	Bluetooth		
1RB						
Head	Left Touch	0.114	0.192		0.306	No
	Left Tilt	0.066	0.113		0.179	No
	Right Touch	0.108	0.462		0.570	No
	Right Tilt	0.074	0.245		0.319	No
Body-worn	Rear	0.202	0.092		0.294	No
	Front	0.129	0.057		0.186	No
	Edge 4	0.070	0.059		0.129	No
	Rear	0.202		0.167	0.369	No
	Front	0.129		0.167	0.296	No
	Edge 4	0.070		0.167	0.237	No
50%RB						
Head	Left Touch	0.106	0.192		0.298	No
	Left Tilt	0.058	0.113		0.171	No
	Right Touch	0.097	0.462		0.559	No
	Right Tilt	0.053	0.245		0.298	No
Body-worn	Rear	0.197	0.092		0.289	No
	Front	0.120	0.057		0.177	No
	Edge 4	0.062	0.059		0.121	No
	Rear	0.197		0.167	0.364	No
	Front	0.120		0.167	0.287	No
	Edge 4	0.062		0.167	0.229	No

Note:

·According to KDB 447498 D01 General RF Exposure Guidance, when the simultaneous transmission SAR is less than1.6 W/kg, SPLSR assessment is not required.

·SPLSR mean is “The SAR to Peak Location Separation Ratio “

Any report having not been signed by authorized approver, or having been altered without authorization, or having not been stamped by the "Dedicated Testing/Inspection Stamp" is deemed to be invalid. Copying or excerpting portion of, or altering the content of the report is not permitted without the written authorization of AGC. The test results presented in the report apply only to the tested sample. Any objections to report issued by AGC should be submitted to AGC within 15days after the issuance of the test report. Further enquiry of validity or verification of the test report should be addressed to AGC by agc@agc-cert.com.

Attestation of Global Compliance(Shenzhen)Co., Ltd
Attestation of Global Compliance(Shenzhen)Std & Tech Co., Ltd
Tel: +86-755 2523 4088 E-mail: agc@agc-cert.com Web: http://cn.agc-cert.com/

Sum of the SAR for LTE Band 17 &Wi-Fi & BT:

RF Exposure Conditions	Test Position	Simultaneous Transmission Scenario			Σ1-g SAR (W/kg)	SPLSR (Yes/No)
		LTE Band 17	Wi-Fi DTS Band	Bluetooth		
1RB						
Head	Left Touch	0.109	0.192		0.301	No
	Left Tilt	0.064	0.113		0.177	No
	Right Touch	0.106	0.462		0.568	No
	Right Tilt	0.074	0.245		0.319	No
Body-worn	Rear	0.191	0.092		0.283	No
	Front	0.120	0.057		0.177	No
	Edge 4	0.079	0.059		0.138	No
	Rear	0.191		0.167	0.358	No
	Front	0.120		0.167	0.287	No
	Edge 4	0.079		0.167	0.246	No
50%RB						
Head	Left Touch	0.095	0.192		0.287	No
	Left Tilt	0.058	0.113		0.171	No
	Right Touch	0.094	0.462		0.556	No
	Right Tilt	0.068	0.245		0.313	No
Body-worn	Rear	0.149	0.092		0.241	No
	Front	0.114	0.057		0.171	No
	Edge 4	0.064	0.059		0.123	No
	Rear	0.149		0.167	0.316	No
	Front	0.114		0.167	0.281	No
	Edge 4	0.064		0.167	0.231	No

Note:

·According to KDB 447498 D01 General RF Exposure Guidance, when the simultaneous transmission SAR is less than1.6 W/kg, SPLSR assessment is not required.

·SPLSR mean is “The SAR to Peak Location Separation Ratio “

Any report having not been signed by authorized approver, or having been altered without authorization, or having not been stamped by the "Dedicated Testing/Inspection Stamp" is deemed to be invalid. Copying or excerpting portion of, or altering the content of the report is not permitted without the written authorization of AGC. The test results presented in the report apply only to the tested sample. Any objections to report issued by AGC should be submitted to AGC within 15days after the issuance of the test report. Further enquiry of validity or verification of the test report should be addressed to AGC by agc@agc-cert.com.

Sum of the SAR for LTE Band 25 &Wi-Fi & BT:

RF Exposure Conditions	Test Position	Simultaneous Transmission Scenario			Σ1-g SAR (W/kg)	SPLSR (Yes/No)
		LTE Band 25	Wi-Fi DTS Band	Bluetooth		
1RB						
Head	Left Touch	0.413	0.192		0.605	No
	Left Tilt	0.154	0.113		0.267	No
	Right Touch	0.232	0.462		0.694	No
	Right Tilt	0.193	0.245		0.438	No
Body-worn	Rear	0.421	0.092		0.513	No
	Front	0.632	0.057		0.689	No
	Edge 4	0.267	0.059		0.326	No
	Rear	0.421		0.167	0.588	No
	Front	0.632		0.167	0.799	No
	Edge 4	0.267		0.167	0.434	No
50%RB						
Head	Left Touch	0.384	0.192		0.576	No
	Left Tilt	0.138	0.113		0.251	No
	Right Touch	0.223	0.462		0.685	No
	Right Tilt	0.181	0.245		0.426	No
Body-worn	Rear	0.375	0.092		0.467	No
	Front	0.404	0.057		0.461	No
	Edge 4	0.248	0.059		0.307	No
	Rear	0.375		0.167	0.542	No
	Front	0.404		0.167	0.571	No
	Edge 4	0.248		0.167	0.415	No

Note:

·According to KDB 447498 D01 General RF Exposure Guidance, when the simultaneous transmission SAR is less than1.6 W/kg, SPLSR assessment is not required.

·SPLSR mean is “The SAR to Peak Location Separation Ratio “

Any report having not been signed by authorized approver, or having been altered without authorization, or having not been stamped by the "Dedicated Testing/Inspection Stamp" is deemed to be invalid. Copying or excerpting portion of, or altering the content of the report is not permitted without the written authorization of AGC. The test results presented in the report apply only to the tested sample. Any objections to report issued by AGC should be submitted to AGC within 15days after the issuance of the test report. Further enquiry of validity or verification of the test report should be addressed to AGC by agc@agc-cert.com.

Sum of the SAR for LTE Band 26 &Wi-Fi & BT:

RF Exposure Conditions	Test Position	Simultaneous Transmission Scenario			Σ1-g SAR (W/kg)	SPLSR (Yes/No)
		LTE Band 26	Wi-Fi DTS Band	Bluetooth		
1RB						
Head	Left Touch	0.385	0.192		0.577	No
	Left Tilt	0.220	0.113		0.333	No
	Right Touch	0.432	0.462		0.894	No
	Right Tilt	0.248	0.245		0.493	No
Body-worn	Rear	0.491	0.092		0.583	No
	Front	0.418	0.057		0.475	No
	Edge 4	0.172	0.059		0.231	No
	Rear	0.491		0.167	0.658	No
	Front	0.418		0.167	0.585	No
	Edge 4	0.172		0.167	0.339	No
50%RB						
Head	Left Touch	0.337	0.192		0.529	No
	Left Tilt	0.198	0.113		0.311	No
	Right Touch	0.352	0.462		0.814	No
	Right Tilt	0.213	0.245		0.458	No
Body-worn	Rear	0.282	0.092		0.374	No
	Front	0.266	0.057		0.323	No
	Edge 4	0.139	0.059		0.198	No
	Rear	0.282		0.167	0.449	No
	Front	0.266		0.167	0.433	No
	Edge 4	0.139		0.167	0.306	No

Note:

·According to KDB 447498 D01 General RF Exposure Guidance, when the simultaneous transmission SAR is less than1.6 W/kg, SPLSR assessment is not required.

·SPLSR mean is “The SAR to Peak Location Separation Ratio “

Any report having not been signed by authorized approver, or having been altered without authorization, or having not been stamped by the "Dedicated Testing/Inspection Stamp" is deemed to be invalid. Copying or excerpting portion of, or altering the content of the report is not permitted without the written authorization of AGC. The test results presented in the report apply only to the tested sample. Any objections to report issued by AGC should be submitted to AGC within 15days after the issuance of the test report. Further enquiry of validity or verification of the test report should be addressed to AGC by agc@agc-cert.com.

Sum of the SAR for LTE Band 41 &Wi-Fi & BT:

RF Exposure Conditions	Test Position	Simultaneous Transmission Scenario			Σ1-g SAR (W/kg)	SPLSR (Yes/No)
		LTE Band 41	Wi-Fi DTS Band	Bluetooth		
1RB						
Head	Left Touch	0.328	0.192		0.520	No
	Left Tilt	0.113	0.113		0.226	No
	Right Touch	0.189	0.462		0.651	No
	Right Tilt	0.163	0.245		0.408	No
Body-worn	Rear	0.242	0.092		0.334	No
	Front	0.241	0.057		0.298	No
	Edge 4	0.220	0.059		0.279	No
	Rear	0.242		0.167	0.409	No
	Front	0.241		0.167	0.408	No
	Edge 4	0.220		0.167	0.387	No
50%RB						
Head	Left Touch	0.278	0.192		0.470	No
	Left Tilt	0.097	0.113		0.210	No
	Right Touch	0.169	0.462		0.631	No
	Right Tilt	0.139	0.245		0.384	No
Body-worn	Rear	0.221	0.092		0.313	No
	Front	0.219	0.057		0.276	No
	Edge 4	0.190	0.059		0.249	No
	Rear	0.221		0.167	0.388	No
	Front	0.219		0.167	0.386	No
	Edge 4	0.190		0.167	0.357	No

Note:

·According to KDB 447498 D01 General RF Exposure Guidance, when the simultaneous transmission SAR is less than1.6 W/kg, SPLSR assessment is not required.

·SPLSR mean is “The SAR to Peak Location Separation Ratio “

Any report having not been signed by authorized approver, or having been altered without authorization, or having not been stamped by the "Dedicated Testing/Inspection Stamp" is deemed to be invalid. Copying or excerpting portion of, or altering the content of the report is not permitted without the written authorization of AGC. The test results presented in the report apply only to the tested sample. Any objections to report issued by AGC should be submitted to AGC within 15days after the issuance of the test report. Further enquiry of validity or verification of the test report should be addressed to AGC by agc@agc-cert.com.

Sum of the SAR for LTE Band 66 &Wi-Fi & BT:

RF Exposure Conditions	Test Position	Simultaneous Transmission Scenario			Σ1-g SAR (W/kg)	SPLSR (Yes/No)
		LTE Band 66	Wi-Fi DTS Band	Bluetooth		
1RB						
Head	Left Touch	0.384	0.192		0.576	No
	Left Tilt	0.120	0.113		0.233	No
	Right Touch	0.279	0.462		0.741	No
	Right Tilt	0.116	0.245		0.361	No
Body-worn	Rear	0.933	0.092		1.025	No
	Front	1.162	0.057		1.219	No
	Edge 4	0.453	0.059		0.512	No
	Rear	0.933		0.167	1.100	No
	Front	1.162		0.167	1.329	No
	Edge 4	0.453		0.167	0.620	No
50%RB						
Head	Left Touch	**0.399**	0.192		0.591	No
	Left Tilt	0.121	0.113		0.234	No
	Right Touch	0.287	0.462		0.749	No
	Right Tilt	0.113	0.245		0.358	No
Body-worn	Rear	0.740	0.092		0.832	No
	Front	**0.829**	0.057		0.886	No
	Edge 4	0.460	0.059		0.519	No
	Rear	0.740		0.167	0.907	No
	Front	**0.829**		0.167	0.996	No
	Edge 4	0.460		0.167	0.627	No

Note:

·According to KDB 447498 D01 General RF Exposure Guidance, when the simultaneous transmission SAR is less than1.6 W/kg, SPLSR assessment is not required.

·SPLSR mean is “The SAR to Peak Location Separation Ratio “

Any report having not been signed by authorized approver, or having been altered without authorization, or having not been stamped by the "Dedicated Testing/Inspection Stamp" is deemed to be invalid. Copying or excerpting portion of, or altering the content of the report is not permitted without the written authorization of AGC. The test results presented in the report apply only to the tested sample. Any objections to report issued by AGC should be submitted to AGC within 15days after the issuance of the test report. Further enquiry of validity or verification of the test report should be addressed to AGC by agc@agc-cert.com.

APPENDIX A. SAR SYSTEM CHECK DATA

Test Laboratory: AGC Lab **Date: May. 26,2021**
System Check Head 750 MHz
DUT: Dipole 750 MHz Type: SID 750
Communication System CW; Communication System Band: D750 (750.0 MHz); Duty Cycle: 1:1; Conv.F=5.06
Frequency: 750 MHz; Medium parameters used: f = 750 MHz; σ=0.88 mho/m; εr =43.34; ρ= 1000 kg/m³ ;
Phantom section: Flat Section; Input Power=18dBm
Ambient temperature (℃):21.0, Liquid temperature (℃): 20.7

SATIMO Configuration:
Probe: SSE5; Calibrated: Jun. 24,2020; Serial No.: SN 24/20 EP336
Sensor-Surface: 4mm (Mechanical Surface Detection)
Phantom: SAM twin phantom
Measurement SW: OpenSAR V4_02_35

Configuration/System Check 750MHz Head/Area Scan: Measurement grid: dx=8mm, dy=8mm
Configuration/System Check 750MHz Head/Zoom Scan: Measurement grid: dx=8mm,dy=8mm, dz=5mm

SURFACE SAR	VOLUME SAR
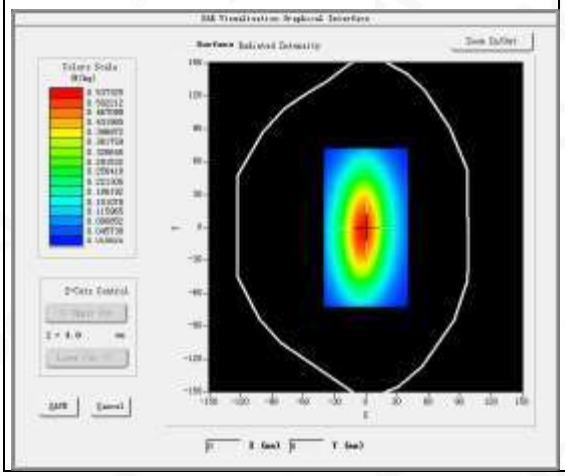	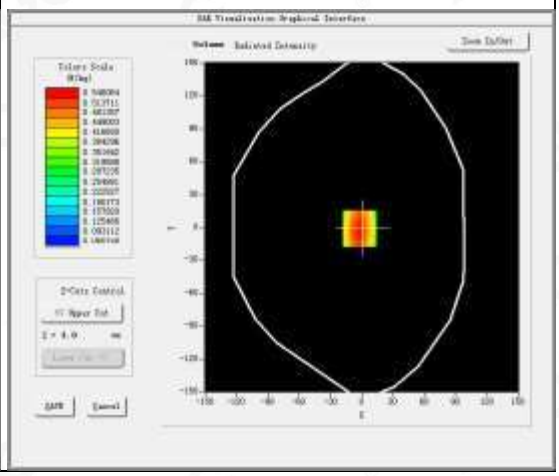

Maximum location: X=-2.00, Y=-1.00
SAR Peak: 0.74 W/kg

SAR 10g (W/Kg)	0.354889
SAR 1g (W/Kg)	0.549095

Any report having not been signed by authorized approver, or having been altered without authorization, or having not been stamped by the "Dedicated Testing/Inspection Stamp" is deemed to be invalid. Copying or excerpting portion of, or altering the content of the report is not permitted without the written authorization of AGC. The test results presented in the report apply only to the tested sample. Any objections to report issued by AGC should be submitted to AGC within 15days after the issuance of the test report. Further enquiry of validity or verification of the test report should be addressed to AGC by agc@agc-cert.com.

Z (mm)	0.00	4.00	9.00	14.00	19.00	24.00	29.00
SAR (W/Kg)	0.7393	0.5461	0.3778	0.2679	0.1934	0.1414	0.1039

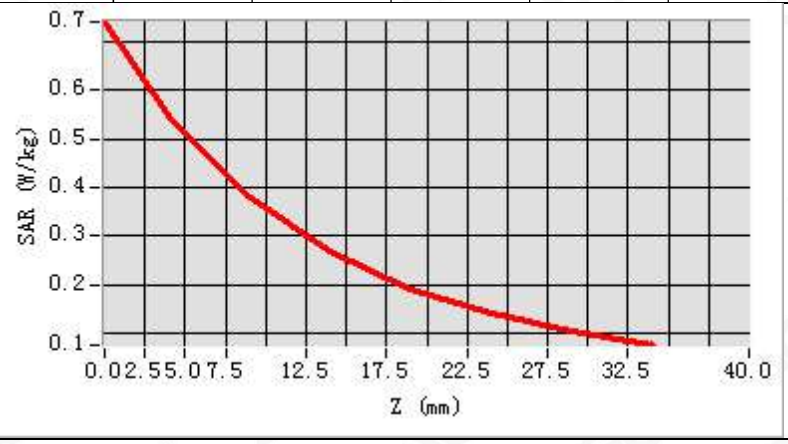

3D screen shot	Hot spot position
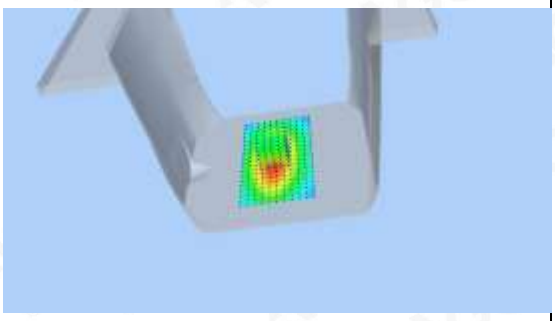	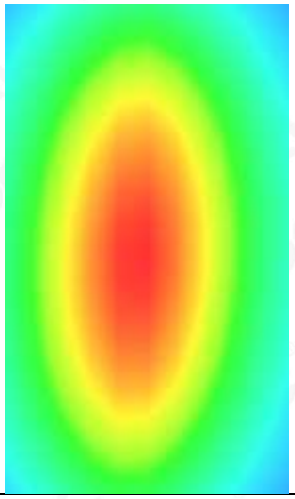

Any report having not been signed by authorized approver, or having been altered without authorization, or having not been stamped by the "Dedicated Testing/Inspection Stamp" is deemed to be invalid. Copying or excerpting portion of, or altering the content of the report is not permitted without the written authorization of AGC. The test results presented in the report apply only to the tested sample. Any objections to report issued by AGC should be submitted to AGC within 15days after the issuance of the test report. Further enquiry of validity or verification of the test report should be addressed to AGC by agc@agc-cert.com.

Test Laboratory: AGC Lab **Date: Jun. 02,2021**
System Check Head 835 MHz
DUT: Dipole 835 MHz Type: SID 835
Communication System CW; Communication System Band: D835 (835.0 MHz); Duty Cycle: 1:1; Conv.F=5.26
Frequency: 835 MHz; Medium parameters used: f = 835 MHz; σ=0.89 mho/m; εr =41.71; ρ= 1000 kg/m³ ;
Phantom section: Flat Section; Input Power=18dBm
Ambient temperature (℃):22.3, Liquid temperature (℃): 22.1

SATIMO Configuration:
Probe: SSE5; Calibrated: Jun. 24,2020; Serial No.: SN 24/20 EP336
Sensor-Surface: 4mm (Mechanical Surface Detection)
Phantom: SAM twin phantom
Measurement SW: OpenSAR V4_02_35

Configuration/System Check 835MHz Head/Area Scan: Measurement grid: dx=8mm, dy=8mm
Configuration/System Check 835MHz Head/Zoom Scan: Measurement grid: dx=8mm,dy=8mm, dz=5mm

SURFACE SAR	VOLUME SAR
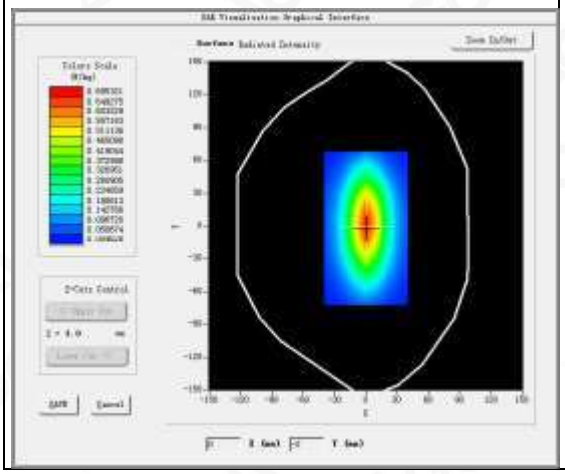	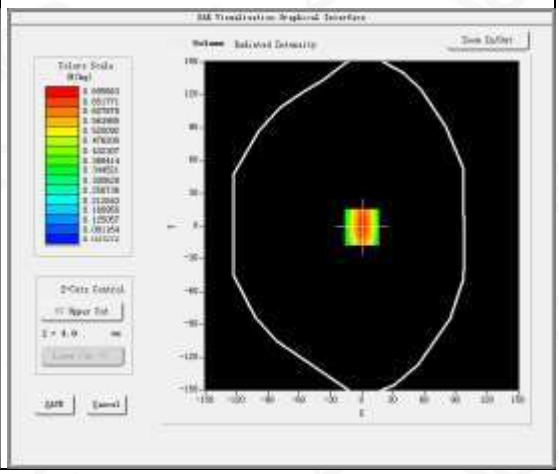

Maximum location: X=0.00, Y=-1.00
SAR Peak: 1.04 W/kg

SAR 10g (W/Kg)	0.382434
SAR 1g (W/Kg)	0.661723

Any report having not been signed by authorized approver, or having been altered without authorization, or having not been stamped by the "Dedicated Testing/Inspection Stamp" is deemed to be invalid. Copying or excerpting portion of, or altering the content of the report is not permitted without the written authorization of AGC. The test results presented in the report apply only to the tested sample. Any objections to report issued by AGC should be submitted to AGC within 15days after the issuance of the test report. Further enquiry of validity or verification of the test report should be addressed to AGC by agc@agc-cert.com.

Z (mm)	0.00	4.00	9.00	14.00	19.00	24.00	29.00
SAR (W/Kg)	1.0421	0.6938	0.4165	0.2643	0.1717	0.1138	0.0767

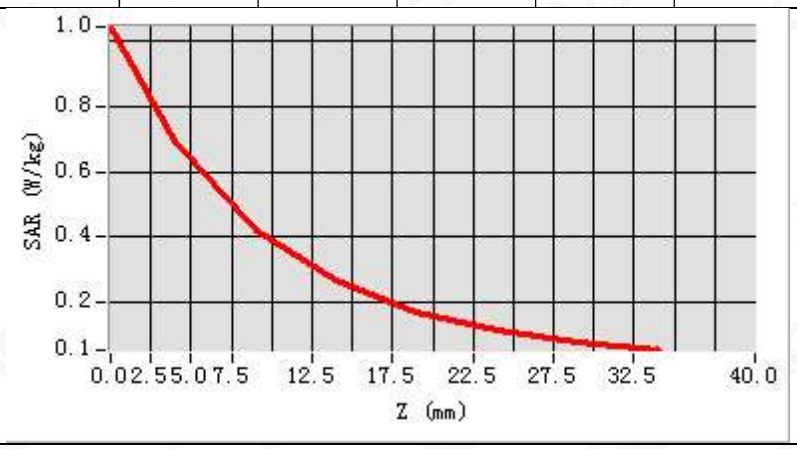

3D screen shot	Hot spot position
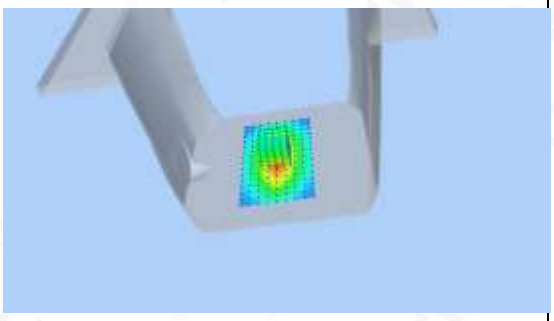	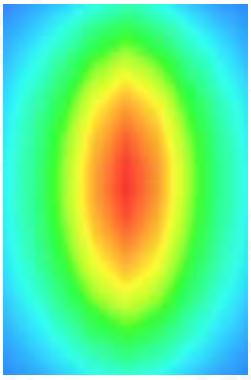

Any report having not been signed by authorized approver, or having been altered without authorization, or having not been stamped by the "Dedicated Testing/Inspection Stamp" is deemed to be invalid. Copying or excerpting portion of, or altering the content of the report is not permitted without the written authorization of AGC. The test results presented in the report apply only to the tested sample. Any objections to report issued by AGC should be submitted to AGC within 15days after the issuance of the test report. Further enquiry of validity or verification of the test report should be addressed to AGC by agc@agc-cert.com.

Test Laboratory: AGC Lab **Date: Jun. 04,2021**
System Check Head 835 MHz
DUT: Dipole 835 MHz Type: SID 835
Communication System CW; Communication System Band: D835 (835.0 MHz); Duty Cycle: 1:1; Conv.F=5.26
Frequency: 835 MHz; Medium parameters used: f = 835 MHz; σ=0.89 mho/m; εr =41.26; ρ= 1000 kg/m³ ;
Phantom section: Flat Section; Input Power=18dBm
Ambient temperature (℃):22.2, Liquid temperature (℃): 22.0

SATIMO Configuration:
Probe: SSE5; Calibrated: Jun. 24,2020; Serial No.: SN 24/20 EP336
Sensor-Surface: 4mm (Mechanical Surface Detection)
Phantom: SAM twin phantom
Measurement SW: OpenSAR V4_02_35

Configuration/System Check 835MHz Head/Area Scan: Measurement grid: dx=8mm, dy=8mm
Configuration/System Check 835MHz Head/Zoom Scan: Measurement grid: dx=8mm,dy=8mm, dz=5mm

SURFACE SAR	VOLUME SAR
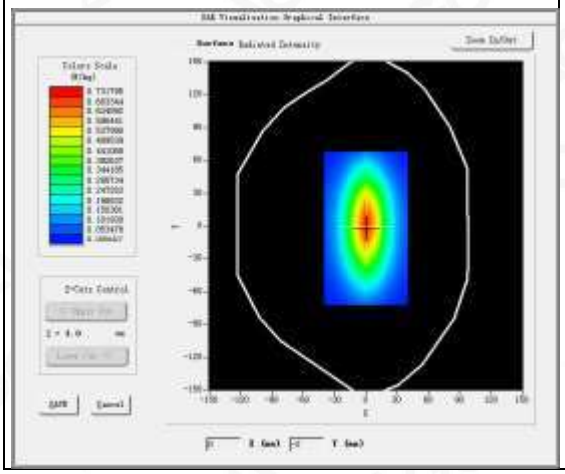	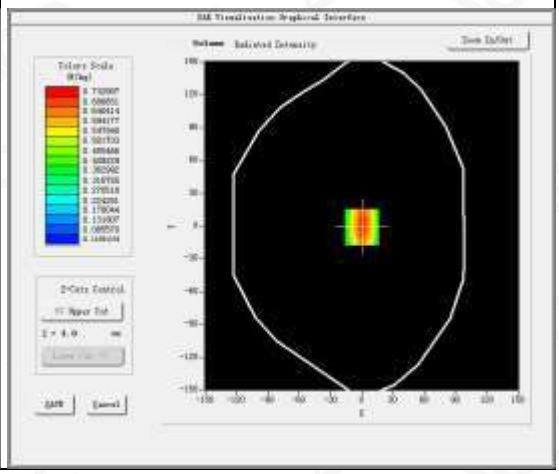

Maximum location: X=0.00, Y=-1.00
SAR Peak: 1.10 W/kg

SAR 10g (W/Kg)	0.408742
SAR 1g (W/Kg)	0.645341

Any report having not been signed by authorized approver, or having been altered without authorization, or having not been stamped by the "Dedicated Testing/Inspection Stamp" is deemed to be invalid. Copying or excerpting portion of, or altering the content of the report is not permitted without the written authorization of AGC. The test results presented in the report apply only to the tested sample. Any objections to report issued by AGC should be submitted to AGC within 15days after the issuance of the test report. Further enquiry of validity or verification of the test report should be addressed to AGC by agc@agc-cert.com.

Z (mm)	0.00	4.00	9.00	14.00	19.00	24.00	29.00
SAR (W/Kg)	1.1017	0.7325	0.4374	0.2763	0.1785	0.1173	0.0781

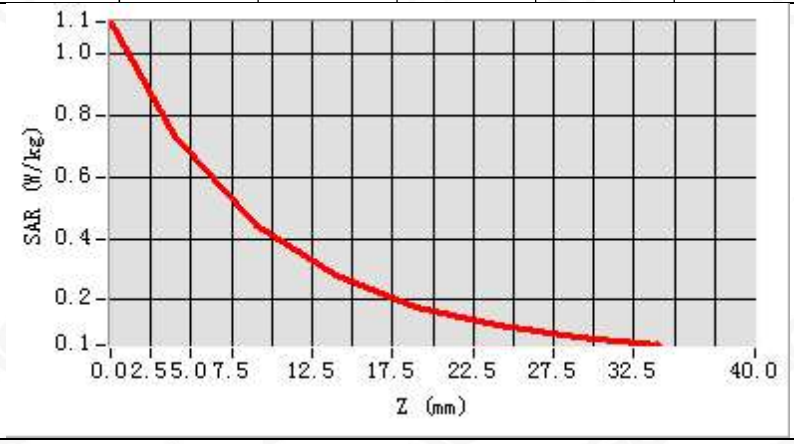

3D screen shot	Hot spot position
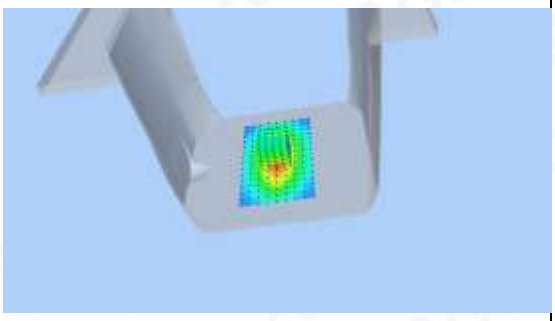	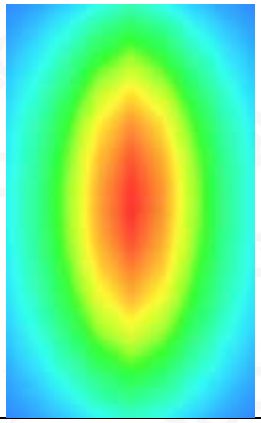

Any report having not been signed by authorized approver, or having been altered without authorization, or having not been stamped by the "Dedicated Testing/Inspection Stamp" is deemed to be invalid. Copying or excerpting portion of, or altering the content of the report is not permitted without the written authorization of AGC. The test results presented in the report apply only to the tested sample. Any objections to report issued by AGC should be submitted to AGC within 15days after the issuance of the test report. Further enquiry of validity or verification of the test report should be addressed to AGC by agc@agc-cert.com.

Test Laboratory: AGC Lab **Date: Jun. 08,2021**
System Check Head 1750MHz
DUT: Dipole 1800 MHz; Type: SID 1800
Communication System: CW; Communication System Band: D1700 (1750.0 MHz); Duty Cycle:1:1; Conv.F=4.48
Frequency: 1750 MHz; Medium parameters used: f = 1800MHz; σ=1.35 mho/m; εr =39.73; ρ= 1000 kg/m³ ;
Phantom section: Flat Section; Input Power=18dBm
Ambient temperature (℃): 21.7, Liquid temperature (℃): 21.5

SATIMO Configuration:
Probe: SSE5; Calibrated: Jun. 24,2020; Serial No.: SN 24/20 EP336
Sensor-Surface: 4mm (Mechanical Surface Detection)
Phantom: SAM twin phantom
Measurement SW: OpenSAR V4_02_35

Configuration/System Check 1750MHz Head/Area Scan: Measurement grid: dx=8mm,dy=8mm
Configuration/System Check 1750MHz Head/Zoom Scan: Measurement grid: dx=8mm,dy=8mm, dz=5mm

SURFACE SAR	VOLUME SAR
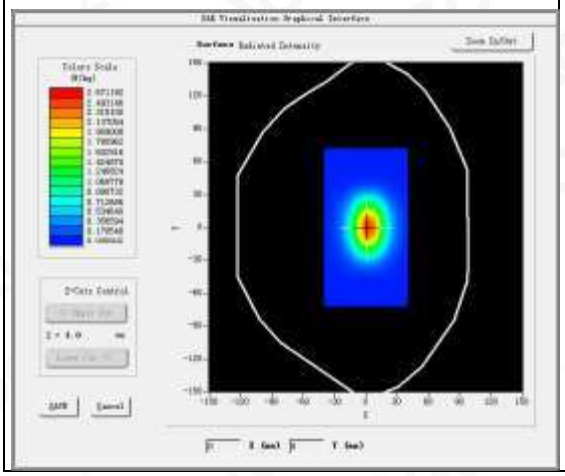	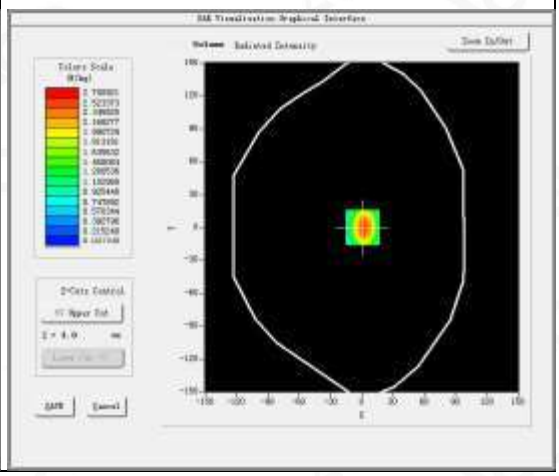

Maximum location: X=1.00, Y=0.00
SAR Peak: 4.41 W/kg

SAR 10g (W/Kg)	1.285872
SAR 1g (W/Kg)	2.551364

Any report having not been signed by authorized approver, or having been altered without authorization, or having not been stamped by the "Dedicated Testing/Inspection Stamp" is deemed to be invalid. Copying or excerpting portion of, or altering the content of the report is not permitted without the written authorization of AGC. The test results presented in the report apply only to the tested sample. Any objections to report issued by AGC should be submitted to AGC within 15days after the issuance of the test report. Further enquiry of validity or verification of the test report should be addressed to AGC by agc@agc-cert.com.

Z (mm)	0.00	4.00	9.00	14.00	19.00	24.00	29.00
SAR (W/Kg)	4.4174	2.7025	1.4139	0.7712	0.4307	0.2443	0.1375

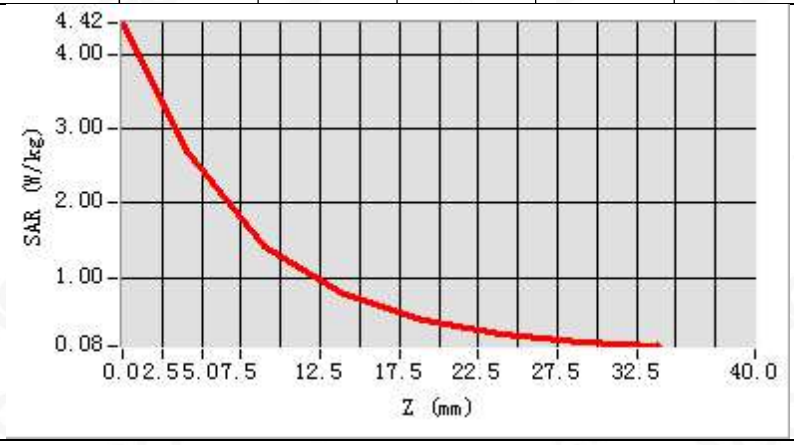

3D screen shot	Hot spot position
	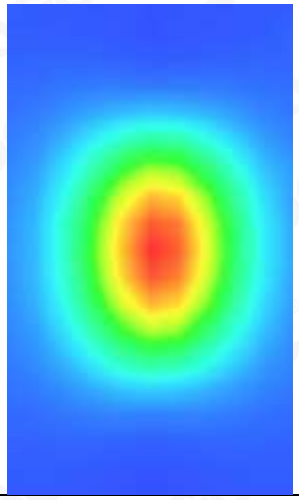

Any report having not been signed by authorized approver, or having been altered without authorization, or having not been stamped by the "Dedicated Testing/Inspection Stamp" is deemed to be invalid. Copying or excerpting portion of, or altering the content of the report is not permitted without the written authorization of AGC. The test results presented in the report apply only to the tested sample. Any objections to report issued by AGC should be submitted to AGC within 15days after the issuance of the test report. Further enquiry of validity or verification of the test report should be addressed to AGC by agc@agc-cert.com.

Test Laboratory: AGC Lab **Date: Jun. 03,2021**
System Check Head 1900MHz
DUT: Dipole 1900 MHz; Type: SID 1900
Communication System: CW; Communication System Band: D1900 (1900.0 MHz); Duty Cycle:1:1; Conv.F=4.72
Frequency: 1900 MHz; Medium parameters used: f = 1900 MHz; σ=1.37 mho/m; εr =38.71; ρ= 1000 kg/m³ ;
Phantom section: Flat Section; Input Power=18dBm
Ambient temperature (℃):21.7, Liquid temperature (℃): 21.6

SATIMO Configuration:
Probe: SSE5; Calibrated: Jun. 24,2020; Serial No.: SN 24/20 EP336
Sensor-Surface: 4mm (Mechanical Surface Detection)
Phantom: SAM twin phantom
Measurement SW: OpenSAR V4_02_35

Configuration/System Check 1900MHz Head/Area Scan: Measurement grid: dx=8mm, dy=8mm
Configuration/System Check 1900MHz Head/Zoom Scan: Measurement grid: dx=8mm,dy=8mm, dz=5mm

SURFACE SAR	VOLUME SAR
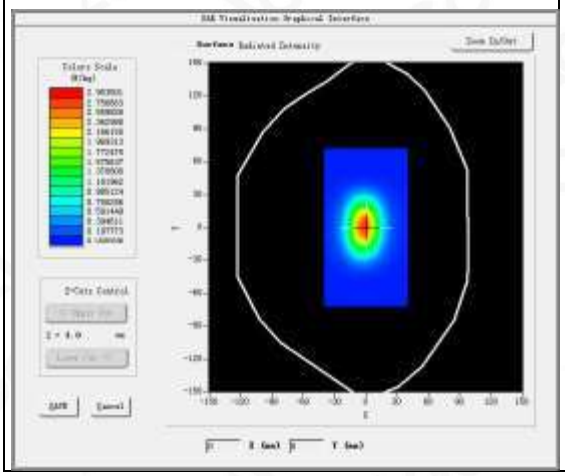	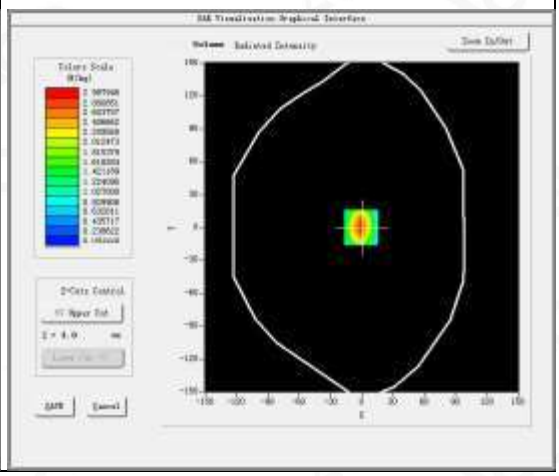

Maximum location: X=-1.00, Y=0.00
SAR Peak: 4.87 W/kg

SAR 10g (W/Kg)	1.364783
SAR 1g (W/Kg)	2.756287

Any report having not been signed by authorized approver, or having been altered without authorization, or having not been stamped by the "Dedicated Testing/Inspection Stamp" is deemed to be invalid. Copying or excerpting portion of, or altering the content of the report is not permitted without the written authorization of AGC. The test results presented in the report apply only to the tested sample. Any objections to report issued by AGC should be submitted to AGC within 15days after the issuance of the test report. Further enquiry of validity or verification of the test report should be addressed to AGC by agc@agc-cert.com.

Z (mm)	0.00	4.00	9.00	14.00	19.00	24.00	29.00
SAR (W/Kg)	4.8774	2.9935	1.5828	0.8814	0.4905	0.2807	0.1603

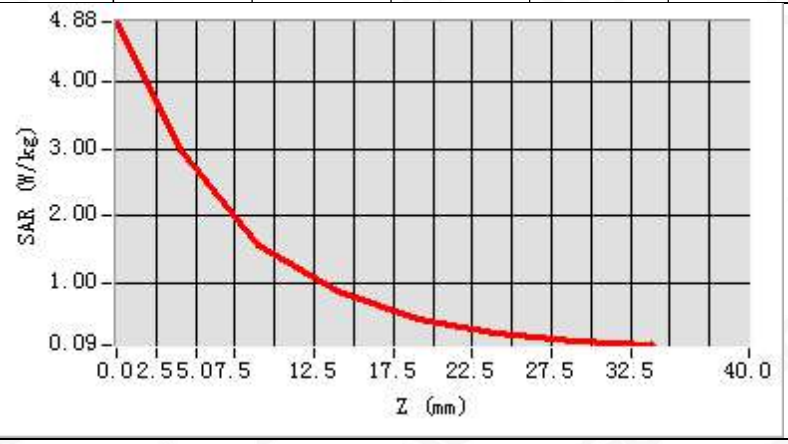

3D screen shot	Hot spot position
	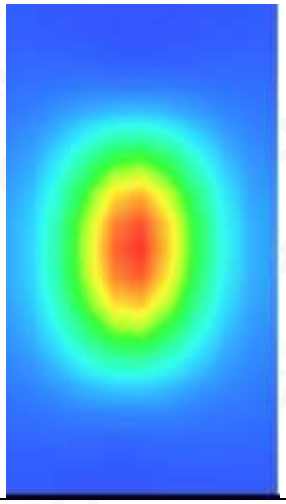

Any report having not been signed by authorized approver, or having been altered without authorization, or having not been stamped by the "Dedicated Testing/Inspection Stamp" is deemed to be invalid. Copying or excerpting portion of, or altering the content of the report is not permitted without the written authorization of AGC. The test results presented in the report apply only to the tested sample. Any objections to report issued by AGC should be submitted to AGC within 15days after the issuance of the test report. Further enquiry of validity or verification of the test report should be addressed to AGC by agc@agc-cert.com.

Test Laboratory: AGC Lab **Date: Jun. 07,2021**
System Check Head 1900MHz
DUT: Dipole 1900 MHz; Type: SID 1900
Communication System: CW; Communication System Band: D1900 (1900.0 MHz); Duty Cycle:1:1; Conv.F=4.72
Frequency: 1900 MHz; Medium parameters used: f = 1900 MHz; σ=1.37 mho/m; εr =39.41; ρ= 1000 kg/m³ ;
Phantom section: Flat Section; Input Power=18dBm
Ambient temperature (℃):21.6, Liquid temperature (℃): 21.4

SATIMO Configuration:
Probe: SSE5; Calibrated: Jun. 24,2020; Serial No.: SN 24/20 EP336
Sensor-Surface: 4mm (Mechanical Surface Detection)
Phantom: SAM twin phantom
Measurement SW: OpenSAR V4_02_35

Configuration/System Check 1900MHz Head/Area Scan: Measurement grid: dx=8mm, dy=8mm
Configuration/System Check 1900MHz Head/Zoom Scan: Measurement grid: dx=8mm,dy=8mm, dz=5mm

SURFACE SAR	VOLUME SAR
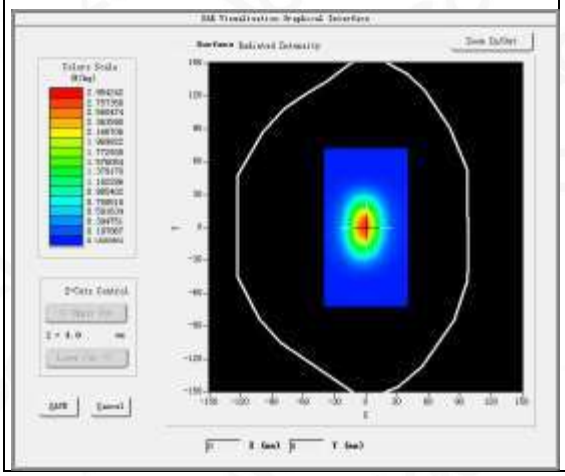	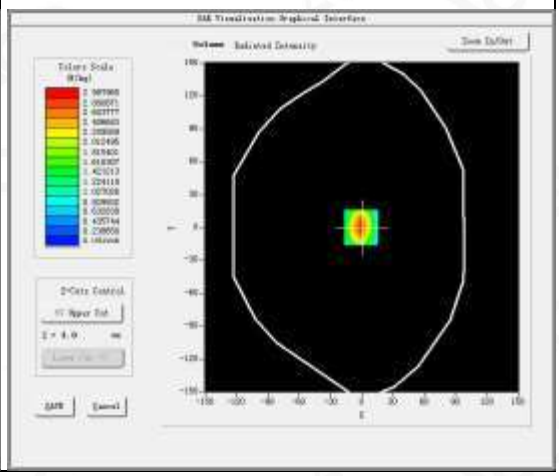

Maximum location: X=-1.00, Y=0.00
SAR Peak: 4.87 W/kg

SAR 10g (W/Kg)	1.386327
SAR 1g (W/Kg)	2.757635

Any report having not been signed by authorized approver, or having been altered without authorization, or having not been stamped by the "Dedicated Testing/Inspection Stamp" is deemed to be invalid. Copying or excerpting portion of, or altering the content of the report is not permitted without the written authorization of AGC. The test results presented in the report apply only to the tested sample. Any objections to report issued by AGC should be submitted to AGC within 15days after the issuance of the test report. Further enquiry of validity or verification of the test report should be addressed to AGC by agc@agc-cert.com.

Z (mm)	0.00	4.00	9.00	14.00	19.00	24.00	29.00
SAR (W/Kg)	4.8821	2.9975	1.5821	0.8776	0.4903	0.2847	0.1626

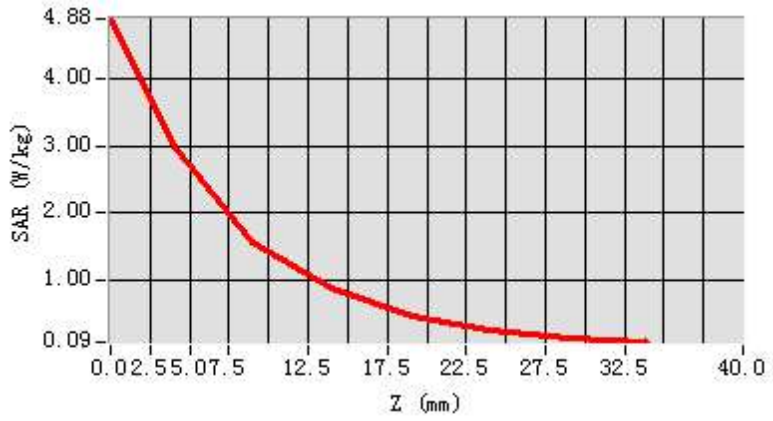

3D screen shot	Hot spot position
	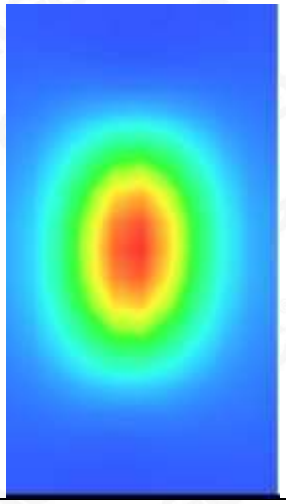

Any report having not been signed by authorized approver, or having been altered without authorization, or having not been stamped by the "Dedicated Testing/Inspection Stamp" is deemed to be invalid. Copying or excerpting portion of, or altering the content of the report is not permitted without the written authorization of AGC. The test results presented in the report apply only to the tested sample. Any objections to report issued by AGC should be submitted to AGC within 15days after the issuance of the test report. Further enquiry of validity or verification of the test report should be addressed to AGC by agc@agc-cert.com.

Attestation of Global Compliance(Shenzhen)Co., Ltd
Attestation of Global Compliance(Shenzhen)Std & Tech Co., Ltd
Tel: +86-755 2523 4088 E-mail: agc@agc-cert.com Web: http://cn.agc-cert.com/

Test Laboratory: AGC Lab **Date: Jun. 01,2021**
System Check Head 2450 MHz
DUT: Dipole 2450 MHz Type: SID 2450
Communication System CW; Communication System Band: D2450 (2450.0 MHz); Duty Cycle: 1:1; Conv.F=4.23
Frequency: 2450 MHz; Medium parameters used: f = 2450 MHz; σ=1.78 mho/m; εr =39.03; ρ= 1000 kg/m³ ;
Phantom section: Flat Section; Input Power=18dBm
Ambient temperature (℃):22.3, Liquid temperature (℃): 22.0

SATIMO Configuration
Probe: SSE5; Calibrated: Jun. 24,2020; Serial No.: SN 24/20 EP336
Sensor-Surface: 4mm (Mechanical Surface Detection)
Phantom: SAM twin phantom
Measurement SW: OpenSAR V4_02_35

Configuration/System Check 2450MHz Head/Area Scan: Measurement grid: dx=8mm, dy=8mm
Configuration/System Check 2450MHz Head/Zoom Scan: Measurement grid: dx=5mm,dy=5mm, dz=5mm

SURFACE SAR	VOLUME SAR
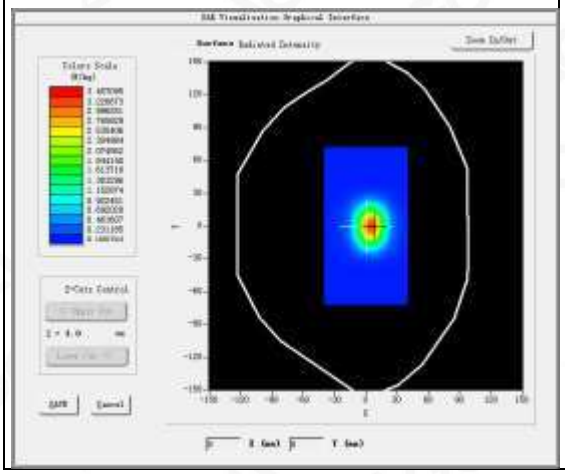	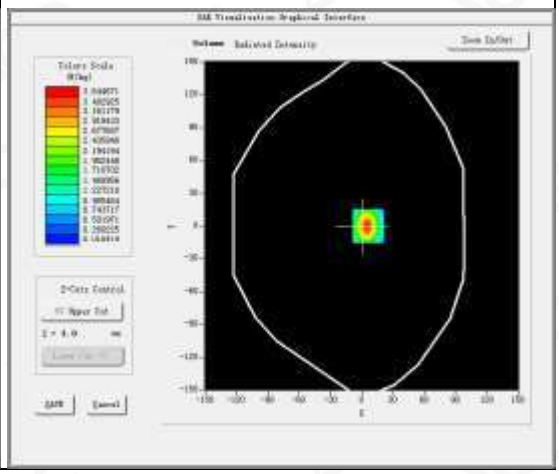

Maximum location: X=6.00, Y=0.00
SAR Peak: 6.30 W/kg

SAR 10g (W/Kg)	1.472485
SAR 1g (W/Kg)	3.326854

Any report having not been signed by authorized approver, or having been altered without authorization, or having not been stamped by the "Dedicated Testing/Inspection Stamp" is deemed to be invalid. Copying or excerpting portion of, or altering the content of the report is not permitted without the written authorization of AGC. The test results presented in the report apply only to the tested sample. Any objections to report issued by AGC should be submitted to AGC within 15days after the issuance of the test report. Further enquiry of validity or verification of the test report should be addressed to AGC by agc@agc-cert.com.

Attestation of Global Compliance(Shenzhen)Co., Ltd
Attestation of Global Compliance(Shenzhen)Std & Tech Co., Ltd
Tel: +86-755 2523 4088 E-mail: agc@agc-cert.com Web: http://cn.agc-cert.com/

Z (mm)	0.00	4.00	9.00	14.00	19.00	24.00	29.00
SAR (W/Kg)	6.3427	3.6463	1.7068	0.8324	0.4073	0.2042	0.1071

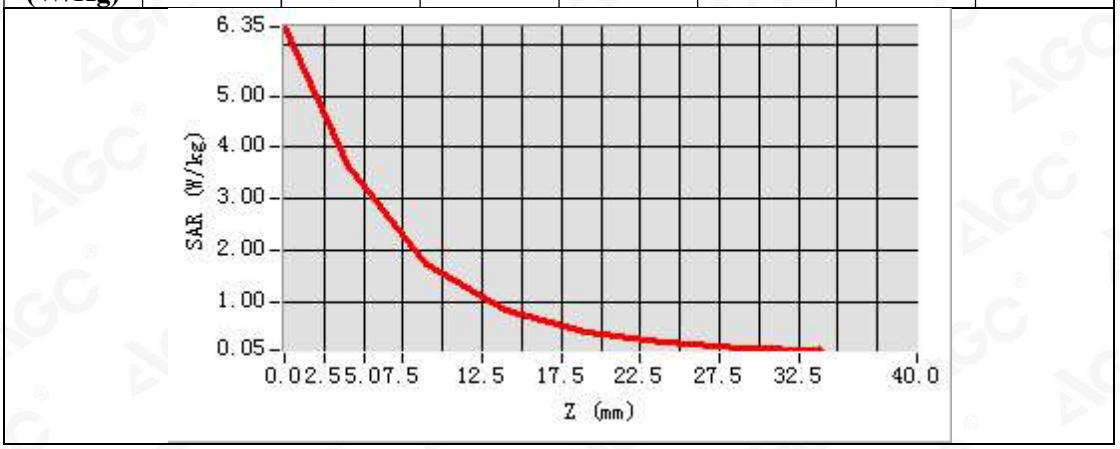

3D screen shot	Hot spot position
	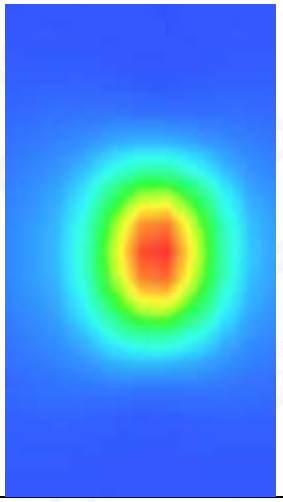

Any report having not been signed by authorized approver, or having been altered without authorization, or having not been stamped by the "Dedicated Testing/Inspection Stamp" is deemed to be invalid. Copying or excerpting portion of, or altering the content of the report is not permitted without the written authorization of AGC. The test results presented in the report apply only to the tested sample. Any objections to report issued by AGC should be submitted to AGC within 15days after the issuance of the test report. Further enquiry of validity or verification of the test report should be addressed to AGC by agc@agc-cert.com.

Test Laboratory: AGC Lab **Date: Jun. 09,2021**
System Check Head 2600MHz
DUT: Dipole 2600 MHz; Type: SID 2600
Communication System: CW; Communication System Band: D2600 (2600.0 MHz); Duty Cycle: 1:1; Conv.F=3.81
Frequency:2600 MHz; Medium parameters used: f = 2600 MHz; σ=1.91 mho/m; εr =38.41; ρ= 1000 kg/m³ ;
Phantom section: Flat Section; Input Power=18dBm
Ambient temperature (℃): 21.4, Liquid temperature (℃): 21.2

SATIMO Configuration:
Probe: SSE5; Calibrated: Jun. 24,2020; Serial No.: SN 24/20 EP336
Sensor-Surface: 4mm (Mechanical Surface Detection)
Phantom: SAM twin phantom
Measurement SW: OpenSAR V4_02_35

Configuration/System Check 2600 Head/Area Scan: Measurement grid: dx=8mm,dy=8mm
Configuration/System Check 2600 Head/Zoom Scan: Measurement grid: dx=8mm,dy=8mm, dz=5mm

SURFACE SAR	VOLUME SAR
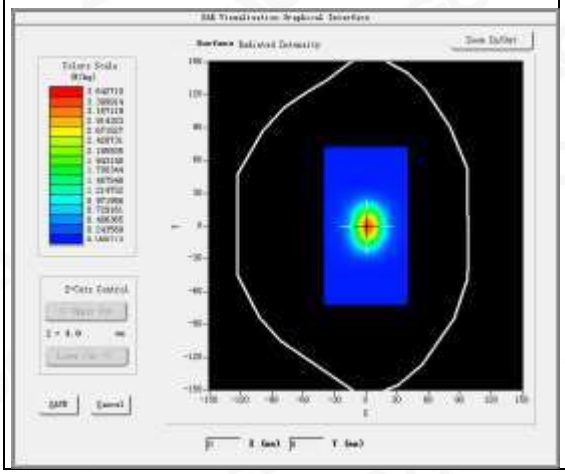	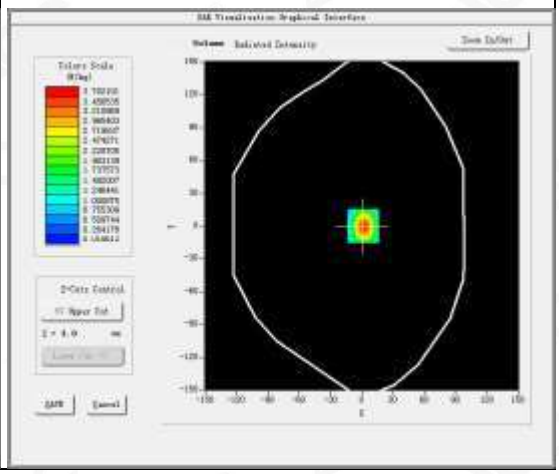

Maximum location: X=1.00, Y=0.00
SAR Peak: 6.40 W/kg

SAR 10g (W/Kg)	1.532817
SAR 1g (W/Kg)	3.424384

Any report having not been signed by authorized approver, or having been altered without authorization, or having not been stamped by the "Dedicated Testing/Inspection Stamp" is deemed to be invalid. Copying or excerpting portion of, or altering the content of the report is not permitted without the written authorization of AGC. The test results presented in the report apply only to the tested sample. Any objections to report issued by AGC should be submitted to AGC within 15days after the issuance of the test report. Further enquiry of validity or verification of the test report should be addressed to AGC by agc@agc-cert.com.

Z (mm)	0.00	4.00	9.00	14.00	19.00	24.00	29.00
SAR (W/Kg)	6.4239	3.7036	1.7354	0.8328	0.4073	0.2046	0.0955

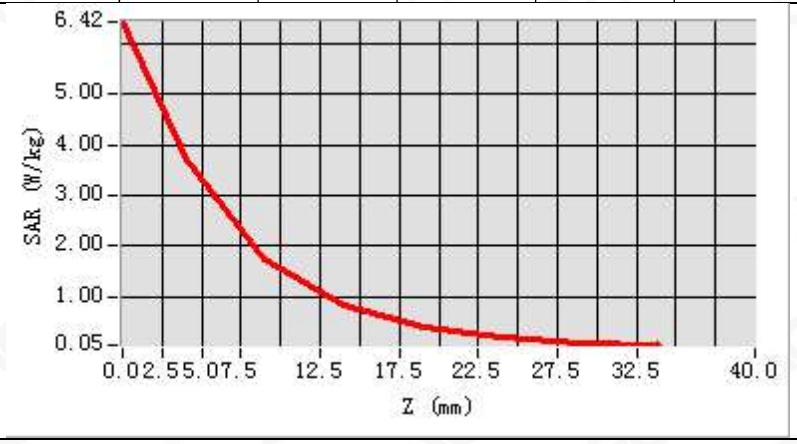

3D screen shot	Hot spot position
	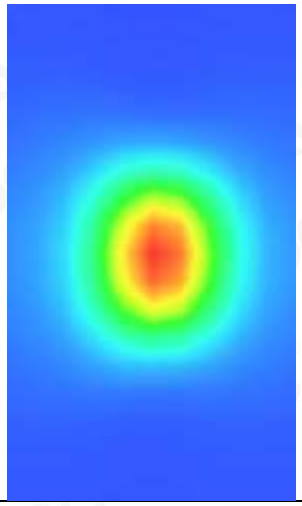

Any report having not been signed by authorized approver, or having been altered without authorization, or having not been stamped by the "Dedicated Testing/Inspection Stamp" is deemed to be invalid. Copying or excerpting portion of, or altering the content of the report is not permitted without the written authorization of AGC. The test results presented in the report apply only to the tested sample. Any objections to report issued by AGC should be submitted to AGC within 15days after the issuance of the test report. Further enquiry of validity or verification of the test report should be addressed to AGC by agc@agc-cert.com.

Test Laboratory: AGC Lab **Date: May. 26,2021**
System Check Head 750 MHz
DUT: Dipole 750 MHz Type: SID 750
Communication System CW; Communication System Band: D750 (750.0 MHz); Duty Cycle: 1:1; Conv.F=5.06
Frequency: 750 MHz; Medium parameters used: f = 750 MHz; σ=0.88 mho/m; εr =43.34; ρ= 1000 kg/m³ ;
Phantom section: Flat Section; Input Power=18dBm
Ambient temperature (℃):21.0, Liquid temperature (℃): 20.7

SATIMO Configuration:
Probe: SSE5; Calibrated: Jun. 24,2020; Serial No.: SN 24/20 EP336
Sensor-Surface: 4mm (Mechanical Surface Detection)
Phantom: ELLI39 Phantom
Measurement SW: OpenSAR V4_02_35

Configuration/System Check 750MHz Head/Area Scan: Measurement grid: dx=8mm, dy=8mm
Configuration/System Check 750MHz Head/Zoom Scan: Measurement grid: dx=8mm,dy=8mm, dz=5mm

SURFACE SAR	VOLUME SAR
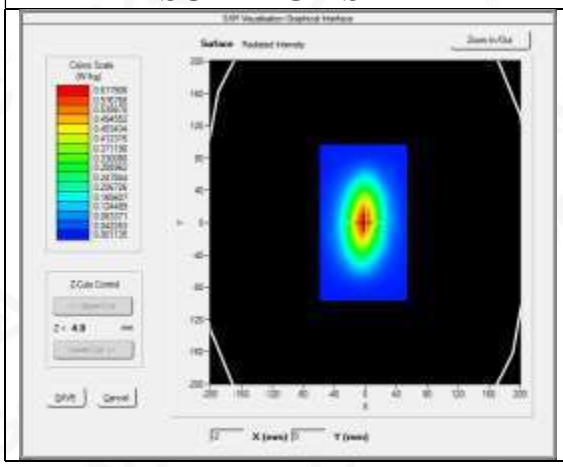	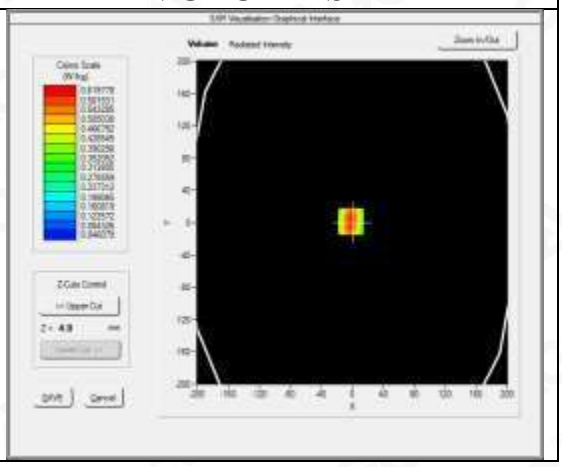

Maximum location: X=-2.00, Y=1.00
SAR Peak: 0.88 W/kg

SAR 10g (W/Kg)	0.370581
SAR 1g (W/Kg)	0.561052

Any report having not been signed by authorized approver, or having been altered without authorization, or having not been stamped by the "Dedicated Testing/Inspection Stamp" is deemed to be invalid. Copying or excerpting portion of, or altering the content of the report is not permitted without the written authorization of AGC. The test results presented in the report apply only to the tested sample. Any objections to report issued by AGC should be submitted to AGC within 15days after the issuance of the test report. Further enquiry of validity or verification of the test report should be addressed to AGC by agc@agc-cert.com.

Z (mm)	0.00	4.00	9.00	14.00	19.00	24.00	29.00
SAR (W/Kg)	0.8823	0.6182	0.4036	0.2687	0.1835	0.1269	0.0882

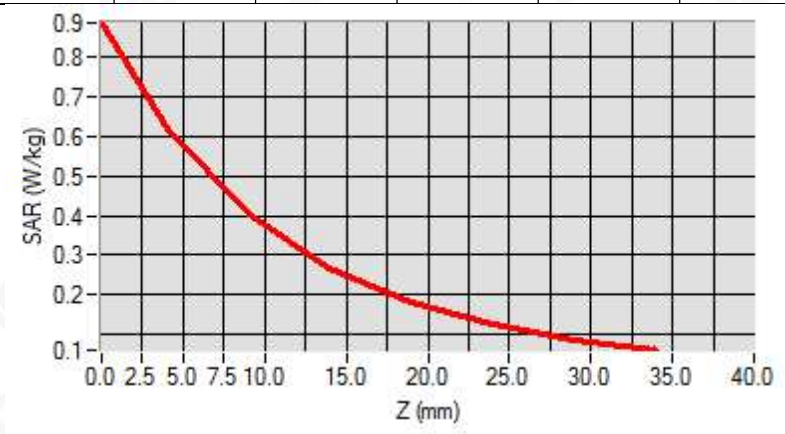

3D screen shot	Hot spot position
	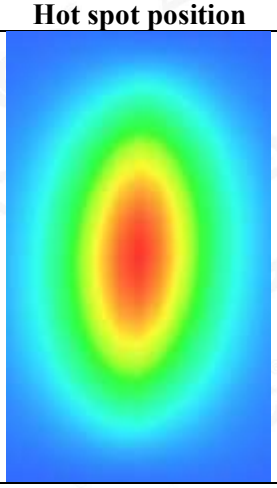

Any report having not been signed by authorized approver, or having been altered without authorization, or having not been stamped by the "Dedicated Testing/Inspection Stamp" is deemed to be invalid. Copying or excerpting portion of, or altering the content of the report is not permitted without the written authorization of AGC. The test results presented in the report apply only to the tested sample. Any objections to report issued by AGC should be submitted to AGC within 15days after the issuance of the test report. Further enquiry of validity or verification of the test report should be addressed to AGC by agc@agc-cert.com.

Test Laboratory: AGC Lab **Date: Jun. 02,2021**
System Check Head 835 MHz
DUT: Dipole 835 MHz Type: SID 835
Communication System CW; Communication System Band: D835 (835.0 MHz); Duty Cycle: 1:1; Conv.F=5.26
Frequency: 835 MHz; Medium parameters used: f = 835 MHz; σ=0.89 mho/m; εr =41.71; ρ= 1000 kg/m³ ;
Phantom section: Flat Section; Input Power=18dBm
Ambient temperature (℃):22.3, Liquid temperature (℃): 22.1

SATIMO Configuration:
Probe: SSE5; Calibrated: Jun. 24,2020; Serial No.: SN 24/20 EP336
Sensor-Surface: 4mm (Mechanical Surface Detection)
Phantom: ELLI39 Phantom
Measurement SW: OpenSAR V4_02_35

Configuration/System Check 835MHz Head/Area Scan: Measurement grid: dx=8mm, dy=8mm
Configuration/System Check 835MHz Head/Zoom Scan: Measurement grid: dx=8mm,dy=8mm, dz=5mm

SURFACE SAR	VOLUME SAR
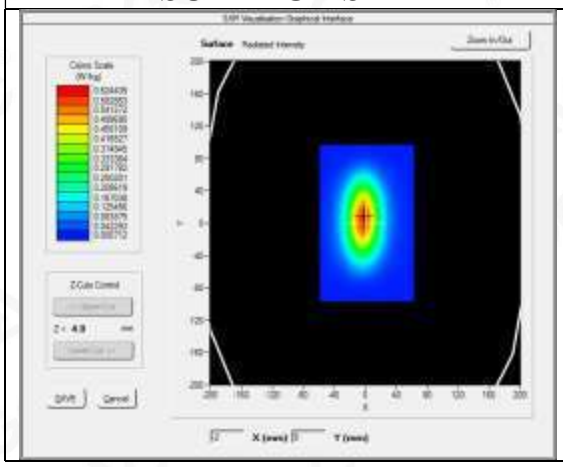	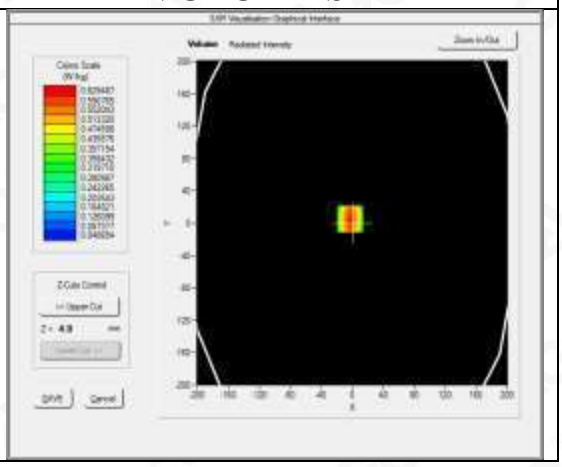

Maximum location: X=-3.00, Y=5.00
SAR Peak: 0.88 W/kg

SAR 10g (W/Kg)	0.376854
SAR 1g (W/Kg)	0.601785

Any report having not been signed by authorized approver, or having been altered without authorization, or having not been stamped by the "Dedicated Testing/Inspection Stamp" is deemed to be invalid. Copying or excerpting portion of, or altering the content of the report is not permitted without the written authorization of AGC. The test results presented in the report apply only to the tested sample. Any objections to report issued by AGC should be submitted to AGC within 15days after the issuance of the test report. Further enquiry of validity or verification of the test report should be addressed to AGC by agc@agc-cert.com.

Attestation of Global Compliance(Shenzhen)Co., Ltd
Attestation of Global Compliance(Shenzhen)Std & Tech Co., Ltd
Tel: +86-755 2523 4088 E-mail: agc@agc-cert.com Web: http://cn.agc-cert.com/

Z (mm)	0.00	4.00	9.00	14.00	19.00	24.00	29.00
SAR (W/Kg)	0.8827	0.6263	0.4127	0.2821	0.1943	0.1328	0.0947

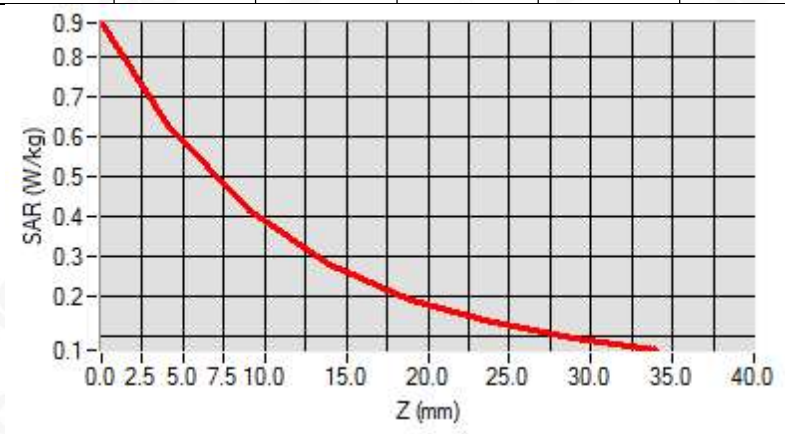

3D screen shot	Hot spot position
	

Any report having not been signed by authorized approver, or having been altered without authorization, or having not been stamped by the "Dedicated Testing/Inspection Stamp" is deemed to be invalid. Copying or excerpting portion of, or altering the content of the report is not permitted without the written authorization of AGC. The test results presented in the report apply only to the tested sample. Any objections to report issued by AGC should be submitted to AGC within 15days after the issuance of the test report. Further enquiry of validity or verification of the test report should be addressed to AGC by agc@agc-cert.com.

Test Laboratory: AGC Lab **Date: Jun. 04,2021**
System Check Head 835 MHz
DUT: Dipole 835 MHz Type: SID 835
Communication System CW; Communication System Band: D835 (835.0 MHz); Duty Cycle: 1:1; Conv.F=5.26
Frequency: 835 MHz; Medium parameters used: f = 835 MHz; σ=0.89 mho/m; εr =41.26; ρ= 1000 kg/m³ ;
Phantom section: Flat Section; Input Power=18dBm
Ambient temperature (℃):22.2, Liquid temperature (℃): 22.0

SATIMO Configuration:
Probe: SSE5; Calibrated: Jun. 24,2020; Serial No.: SN 24/20 EP336
Sensor-Surface: 4mm (Mechanical Surface Detection)
Phantom: ELLI39 Phantom
Measurement SW: OpenSAR V4_02_35

Configuration/System Check 835MHz Head/Area Scan: Measurement grid: dx=8mm, dy=8mm
Configuration/System Check 835MHz Head/Zoom Scan: Measurement grid: dx=8mm,dy=8mm, dz=5mm

SURFACE SAR	VOLUME SAR
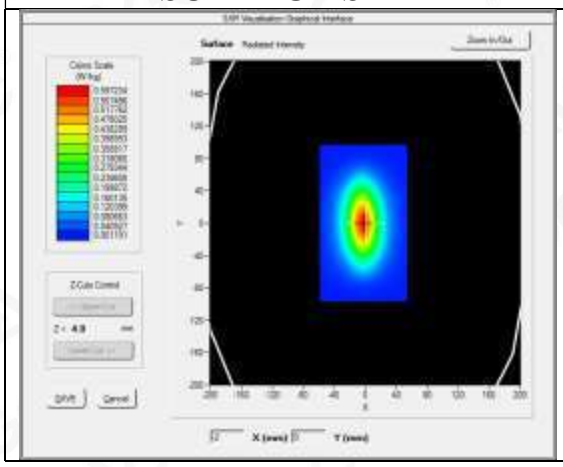	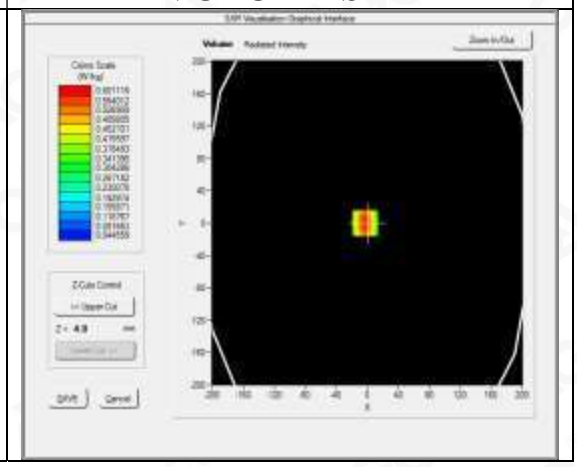

Maximum location: X=-3.00, Y=0.00
SAR Peak: 0.85 W/kg

SAR 10g (W/Kg)	0.373784
SAR 1g (W/Kg)	0.574290

Any report having not been signed by authorized approver, or having been altered without authorization, or having not been stamped by the "Dedicated Testing/Inspection Stamp" is deemed to be invalid. Copying or excerpting portion of, or altering the content of the report is not permitted without the written authorization of AGC. The test results presented in the report apply only to the tested sample. Any objections to report issued by AGC should be submitted to AGC within 15days after the issuance of the test report. Further enquiry of validity or verification of the test report should be addressed to AGC by agc@agc-cert.com.

Z (mm)	0.00	4.00	9.00	14.00	19.00	24.00	29.00
SAR (W/Kg)	0.8578	0.6011	0.3873	0.2586	0.1758	0.1217	0.0852

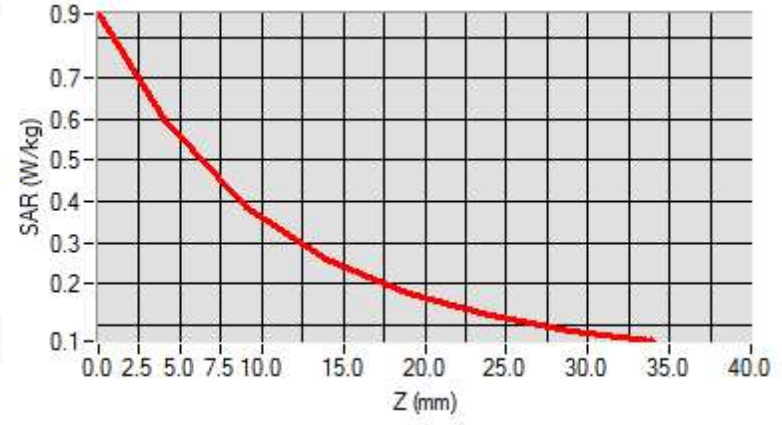

3D screen shot	Hot spot position
	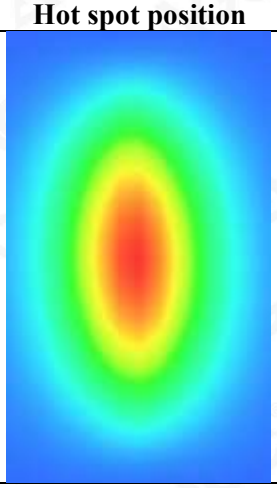

Any report having not been signed by authorized approver, or having been altered without authorization, or having not been stamped by the "Dedicated Testing/Inspection Stamp" is deemed to be invalid. Copying or excerpting portion of, or altering the content of the report is not permitted without the written authorization of AGC. The test results presented in the report apply only to the tested sample. Any objections to report issued by AGC should be submitted to AGC within 15days after the issuance of the test report. Further enquiry of validity or verification of the test report should be addressed to AGC by agc@agc-cert.com.

Test Laboratory: AGC Lab **Date: Jun. 08,2021**
System Check Head 1750MHz
DUT: Dipole 1800 MHz; Type: SID 1800
Communication System: CW; Communication System Band: D1700 (1750.0 MHz); Duty Cycle:1:1; Conv.F=4.48
Frequency: 1750 MHz; Medium parameters used: f = 1800MHz; σ=1.35 mho/m; εr =39.73; ρ= 1000 kg/m³ ;
Phantom section: Flat Section; Input Power=18dBm
Ambient temperature (℃): 21.7, Liquid temperature (℃): 21.5

SATIMO Configuration:
Probe: SSE5; Calibrated: Jun. 24,2020; Serial No.: SN 24/20 EP336
Sensor-Surface: 4mm (Mechanical Surface Detection)
Phantom: ELLI39 Phantom
Measurement SW: OpenSAR V4_02_35

Configuration/System Check 1750MHz Head/Area Scan: Measurement grid: dx=8mm,dy=8mm
Configuration/System Check 1750MHz Head/Zoom Scan: Measurement grid: dx=8mm,dy=8mm, dz=5mm

SURFACE SAR	VOLUME SAR
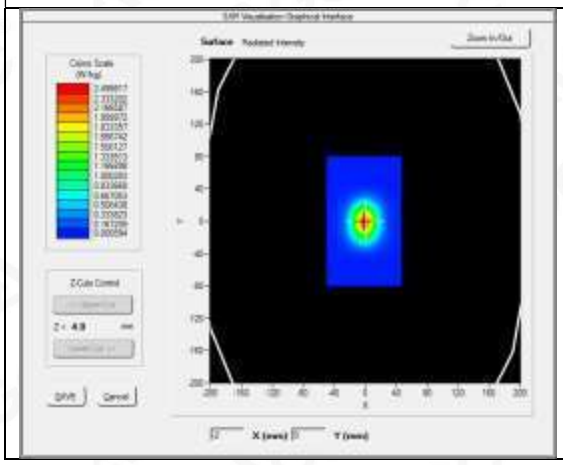	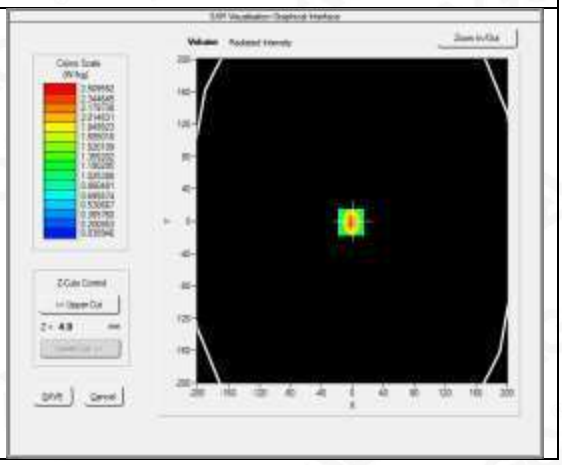

Maximum location: X=-2.00, Y=-1.00
SAR Peak: 4.01 W/kg

SAR 10g (W/Kg)	1.194287
SAR 1g (W/Kg)	2.350985

Any report having not been signed by authorized approver, or having been altered without authorization, or having not been stamped by the "Dedicated Testing/Inspection Stamp" is deemed to be invalid. Copying or excerpting portion of, or altering the content of the report is not permitted without the written authorization of AGC. The test results presented in the report apply only to the tested sample. Any objections to report issued by AGC should be submitted to AGC within 15days after the issuance of the test report. Further enquiry of validity or verification of the test report should be addressed to AGC by agc@agc-cert.com.

Z (mm)	0.00	4.00	9.00	14.00	19.00	24.00	29.00
SAR (W/Kg)	4.0406	2.5096	1.3414	0.7429	0.4158	0.2374	0.1369

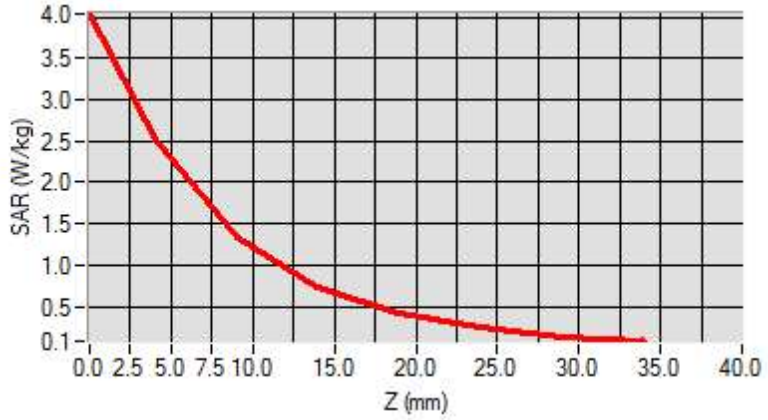

3D screen shot	Hot spot position
	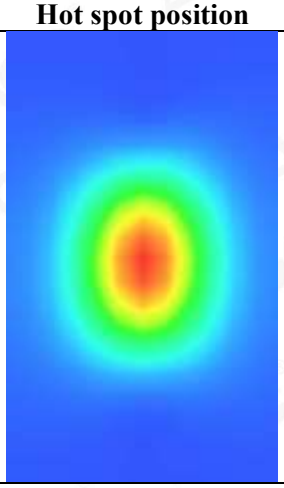

Any report having not been signed by authorized approver, or having been altered without authorization, or having not been stamped by the "Dedicated Testing/Inspection Stamp" is deemed to be invalid. Copying or excerpting portion of, or altering the content of the report is not permitted without the written authorization of AGC. The test results presented in the report apply only to the tested sample. Any objections to report issued by AGC should be submitted to AGC within 15days after the issuance of the test report. Further enquiry of validity or verification of the test report should be addressed to AGC by agc@agc-cert.com.

Test Laboratory: AGC Lab **Date: Jun. 03,2021**
System Check Head 1900MHz
DUT: Dipole 1900 MHz; Type: SID 1900
Communication System: CW; Communication System Band: D1900 (1900.0 MHz); Duty Cycle:1:1; Conv.F=4.72
Frequency: 1900 MHz; Medium parameters used: f = 1900 MHz; σ=1.37 mho/m; εr =38.71; ρ= 1000 kg/m³ ;
Phantom section: Flat Section; Input Power=18dBm
Ambient temperature (℃):21.7, Liquid temperature (℃): 21.6

SATIMO Configuration:
Probe: SSE5; Calibrated: Jun. 24,2020; Serial No.: SN 24/20 EP336
Sensor-Surface: 4mm (Mechanical Surface Detection)
Phantom: ELLI39 Phantom
Measurement SW: OpenSAR V4_02_35

Configuration/System Check 1900MHz Head/Area Scan: Measurement grid: dx=8mm, dy=8mm
Configuration/System Check 1900MHz Head/Zoom Scan: Measurement grid: dx=8mm,dy=8mm, dz=5mm

SURFACE SAR	VOLUME SAR
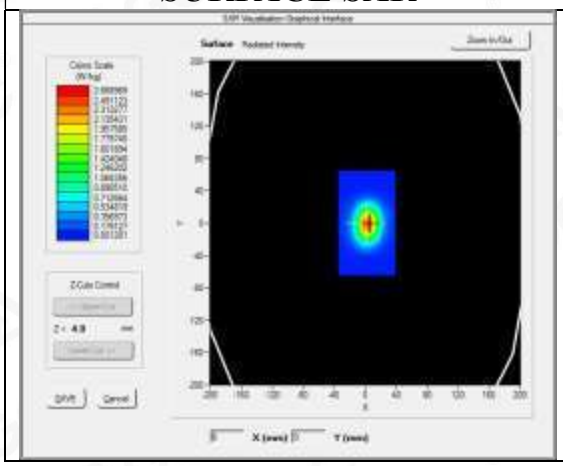	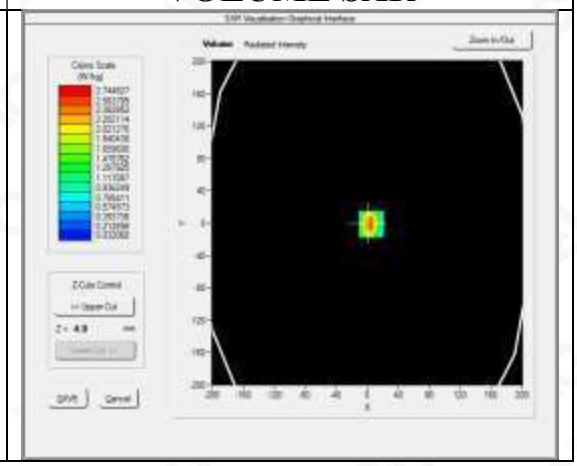

Maximum location: X=5.00, Y=-1.00
SAR Peak: 4.48 W/kg

SAR 10g (W/Kg)	1.296284
SAR 1g (W/Kg)	2.611273

Any report having not been signed by authorized approver, or having been altered without authorization, or having not been stamped by the "Dedicated Testing/Inspection Stamp" is deemed to be invalid. Copying or excerpting portion of, or altering the content of the report is not permitted without the written authorization of AGC. The test results presented in the report apply only to the tested sample. Any objections to report issued by AGC should be submitted to AGC within 15days after the issuance of the test report. Further enquiry of validity or verification of the test report should be addressed to AGC by agc@agc-cert.com.

Attestation of Global Compliance(Shenzhen)Co., Ltd
Attestation of Global Compliance(Shenzhen)Std & Tech Co., Ltd
Tel: +86-755 2523 4088 E-mail: agc@agc-cert.com Web: http://cn.agc-cert.com/

Z (mm)	0.00	4.00	9.00	14.00	19.00	24.00	29.00
SAR (W/Kg)	4.4228	2.7432	1.4647	0.8218	0.4563	0.2625	0.1474

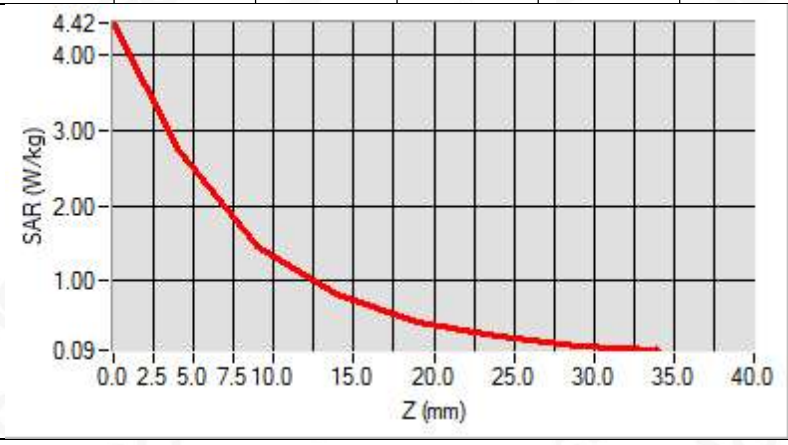

3D screen shot	Hot spot position
	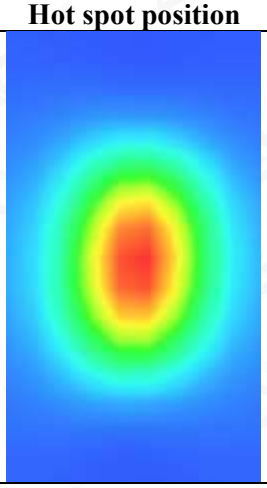

Any report having not been signed by authorized approver, or having been altered without authorization, or having not been stamped by the "Dedicated Testing/Inspection Stamp" is deemed to be invalid. Copying or excerpting portion of, or altering the content of the report is not permitted without the written authorization of AGC. The test results presented in the report apply only to the tested sample. Any objections to report issued by AGC should be submitted to AGC within 15days after the issuance of the test report. Further enquiry of validity or verification of the test report should be addressed to AGC by agc@agc-cert.com.

Test Laboratory: AGC Lab **Date: Jun. 07,2021**
System Check Head 1900MHz
DUT: Dipole 1900 MHz; Type: SID 1900
Communication System: CW; Communication System Band: D1900 (1900.0 MHz); Duty Cycle:1:1; Conv.F=4.72
Frequency: 1900 MHz; Medium parameters used: f = 1900 MHz; σ=1.37 mho/m; εr =39.41; ρ= 1000 kg/m³ ;
Phantom section: Flat Section; Input Power=18dBm
Ambient temperature (℃):21.6, Liquid temperature (℃): 21.4

SATIMO Configuration:
Probe: SSE5; Calibrated: Jun. 24,2020; Serial No.: SN 24/20 EP336
Sensor-Surface: 4mm (Mechanical Surface Detection)
Phantom: ELLI39 Phantom
Measurement SW: OpenSAR V4_02_35

Configuration/System Check 1900MHz Head/Area Scan: Measurement grid: dx=8mm, dy=8mm
Configuration/System Check 1900MHz Head/Zoom Scan: Measurement grid: dx=8mm,dy=8mm, dz=5mm

SURFACE SAR	VOLUME SAR
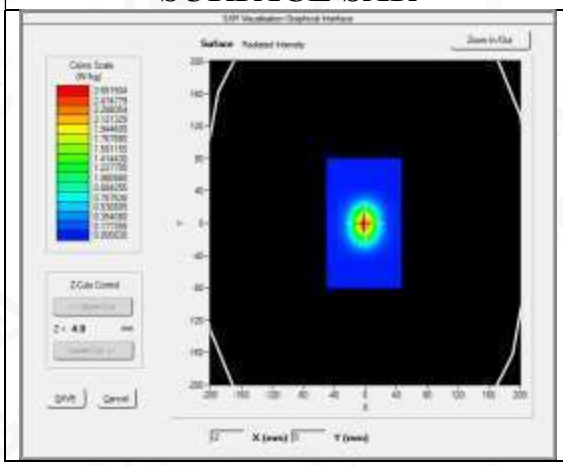	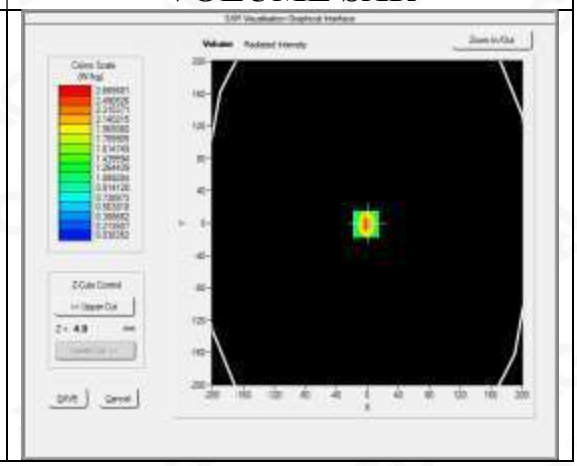

Maximum location: X=-2.00, Y=-1.00
SAR Peak: 4.27 W/kg

SAR 10g (W/Kg)	1.324271
SAR 1g (W/Kg)	2.518632

Any report having not been signed by authorized approver, or having been altered without authorization, or having not been stamped by the "Dedicated Testing/Inspection Stamp" is deemed to be invalid. Copying or excerpting portion of, or altering the content of the report is not permitted without the written authorization of AGC. The test results presented in the report apply only to the tested sample. Any objections to report issued by AGC should be submitted to AGC within 15days after the issuance of the test report. Further enquiry of validity or verification of the test report should be addressed to AGC by agc@agc-cert.com.

Attestation of Global Compliance(Shenzhen)Co., Ltd
Attestation of Global Compliance(Shenzhen)Std & Tech Co., Ltd
Tel: +86-755 2523 4088 E-mail: agc@agc-cert.com Web: http://cn.agc-cert.com/

Z (mm)	0.00	4.00	9.00	14.00	19.00	24.00	29.00
SAR (W/Kg)	4.2928	2.6663	1.4271	0.7872	0.4446	0.2574	0.1442

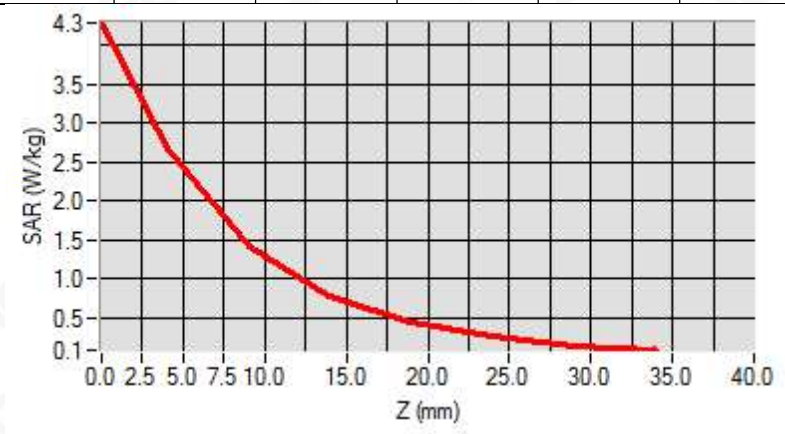

3D screen shot	Hot spot position
	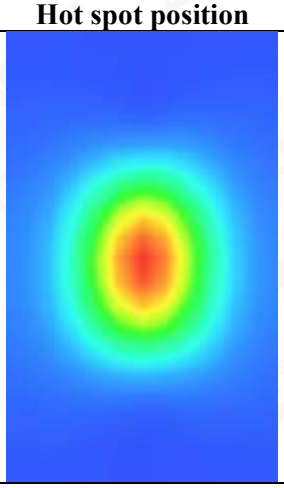

Any report having not been signed by authorized approver, or having been altered without authorization, or having not been stamped by the "Dedicated Testing/Inspection Stamp" is deemed to be invalid. Copying or excerpting portion of, or altering the content of the report is not permitted without the written authorization of AGC. The test results presented in the report apply only to the tested sample. Any objections to report issued by AGC should be submitted to AGC within 15days after the issuance of the test report. Further enquiry of validity or verification of the test report should be addressed to AGC by agc@agc-cert.com.

Test Laboratory: AGC Lab **Date: Jun. 01,2021**
System Check Head 2450 MHz
DUT: Dipole 2450 MHz Type: SID 2450
Communication System CW; Communication System Band: D2450 (2450.0 MHz); Duty Cycle: 1:1; Conv.F=4.23
Frequency: 2450 MHz; Medium parameters used: f = 2450 MHz; σ=1.78 mho/m; εr =39.03; ρ= 1000 kg/m³ ;
Phantom section: Flat Section; Input Power=18dBm
Ambient temperature (℃):22.3, Liquid temperature (℃): 22.0

SATIMO Configuration
Probe: SSE5; Calibrated: Jun. 24,2020; Serial No.: SN 24/20 EP336
Sensor-Surface: 4mm (Mechanical Surface Detection)
Phantom: ELLI39 Phantom
Measurement SW: OpenSAR V4_02_35

Configuration/System Check 2450MHz Head/Area Scan: Measurement grid: dx=8mm, dy=8mm
Configuration/System Check 2450MHz Head/Zoom Scan: Measurement grid: dx=5mm,dy=5mm, dz=5mm

SURFACE SAR	VOLUME SAR
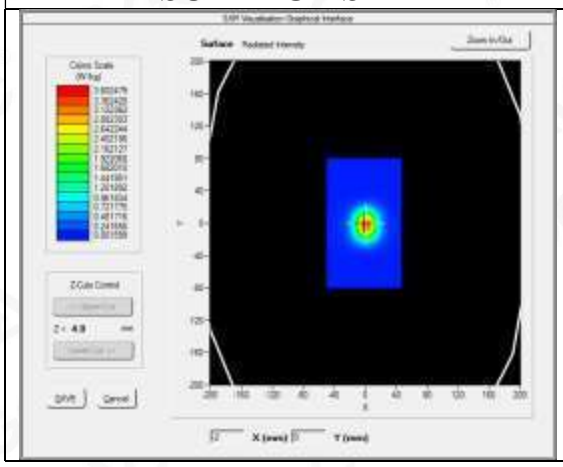	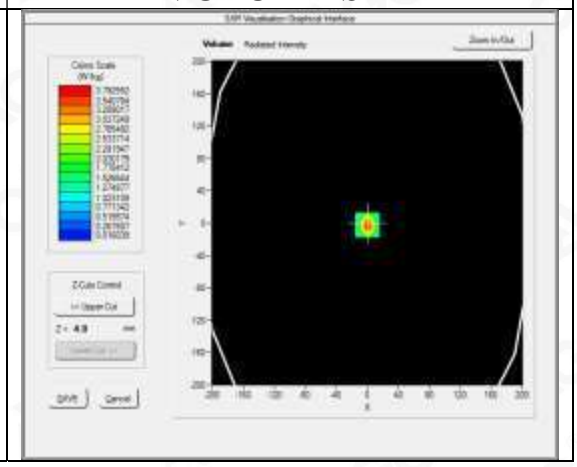

Maximum location: X=0.00, Y=-2.00
SAR Peak: 6.60 W/kg

SAR 10g (W/Kg)	1.565778
SAR 1g (W/Kg)	3.489852

Any report having not been signed by authorized approver, or having been altered without authorization, or having not been stamped by the "Dedicated Testing/Inspection Stamp" is deemed to be invalid. Copying or excerpting portion of, or altering the content of the report is not permitted without the written authorization of AGC. The test results presented in the report apply only to the tested sample. Any objections to report issued by AGC should be submitted to AGC within 15days after the issuance of the test report. Further enquiry of validity or verification of the test report should be addressed to AGC by agc@agc-cert.com.

Z (mm)	0.00	4.00	9.00	14.00	19.00	24.00	29.00
SAR (W/Kg)	6.7087	3.7912	1.7176	0.8031	0.3800	0.1817	0.0868

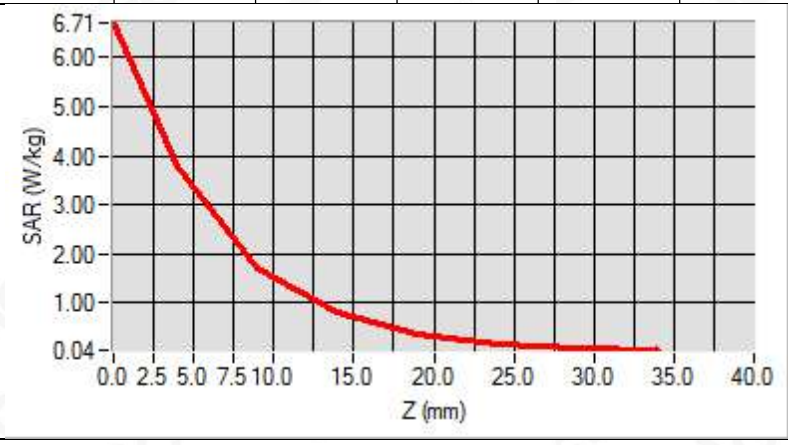

3D screen shot	Hot spot position
	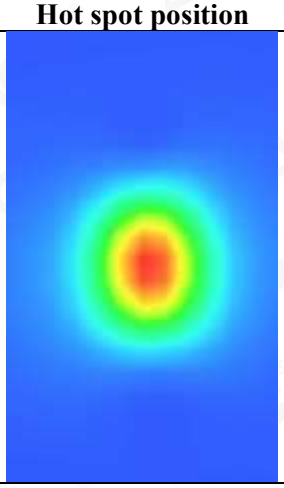

Any report having not been signed by authorized approver, or having been altered without authorization, or having not been stamped by the "Dedicated Testing/Inspection Stamp" is deemed to be invalid. Copying or excerpting portion of, or altering the content of the report is not permitted without the written authorization of AGC. The test results presented in the report apply only to the tested sample. Any objections to report issued by AGC should be submitted to AGC within 15days after the issuance of the test report. Further enquiry of validity or verification of the test report should be addressed to AGC by agc@agc-cert.com.

Test Laboratory: AGC Lab **Date: Jun. 09,2021**
System Check Head 2600MHz
DUT: Dipole 2600 MHz; Type: SID 2600
Communication System: CW; Communication System Band: D2600 (2600.0 MHz); Duty Cycle: 1:1; Conv.F=3.81
Frequency:2600 MHz; Medium parameters used: f = 2600 MHz; σ=1.91 mho/m; εr =38.41; ρ= 1000 kg/m³ ;
Phantom section: Flat Section; Input Power=18dBm
Ambient temperature (℃): 21.4, Liquid temperature (℃): 21.2

SATIMO Configuration:
Probe: SSE5; Calibrated: Jun. 24,2020; Serial No.: SN 24/20 EP336
Sensor-Surface: 4mm (Mechanical Surface Detection)
Phantom: ELLI39 Phantom
Measurement SW: OpenSAR V4_02_35

Configuration/System Check 2600 Head/Area Scan: Measurement grid: dx=8mm,dy=8mm
Configuration/System Check 2600 Head/Zoom Scan: Measurement grid: dx=8mm,dy=8mm, dz=5mm

SURFACE SAR	VOLUME SAR
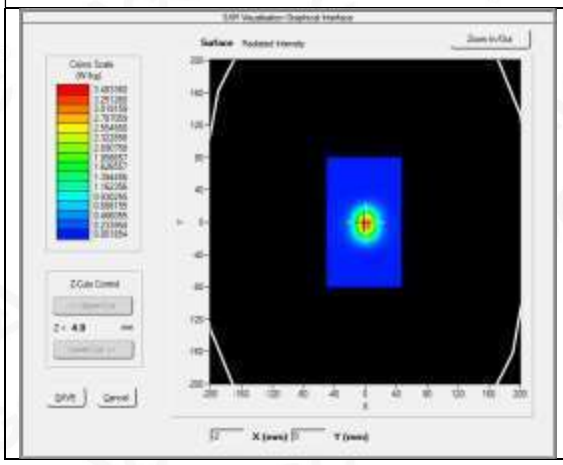	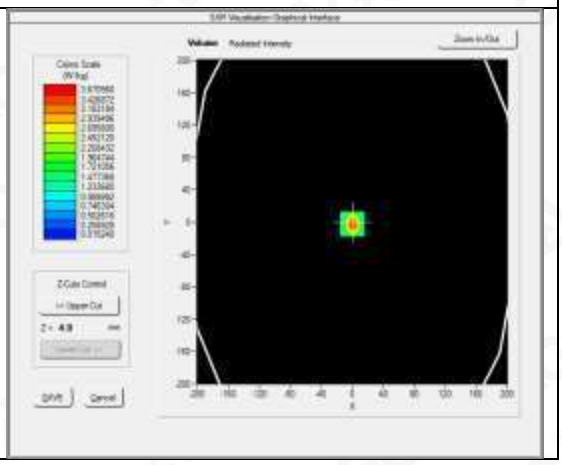

Maximum location: X=0.00, Y=-2.00
SAR Peak: 6.40 W/kg

SAR 10g (W/Kg)	1.512873
SAR 1g (W/Kg)	3.373984

Any report having not been signed by authorized approver, or having been altered without authorization, or having not been stamped by the "Dedicated Testing/Inspection Stamp" is deemed to be invalid. Copying or excerpting portion of, or altering the content of the report is not permitted without the written authorization of AGC. The test results presented in the report apply only to the tested sample. Any objections to report issued by AGC should be submitted to AGC within 15days after the issuance of the test report. Further enquiry of validity or verification of the test report should be addressed to AGC by agc@agc-cert.com.

Attestation of Global Compliance(Shenzhen)Co., Ltd
Attestation of Global Compliance(Shenzhen)Std & Tech Co., Ltd
Tel: +86-755 2523 4088 E-mail: agc@agc-cert.com Web: http://cn.agc-cert.com/

Z (mm)	0.00	4.00	9.00	14.00	19.00	24.00	29.00
SAR (W/Kg)	6.4952	3.6716	1.6647	0.7789	0.3663	0.1724	0.0841

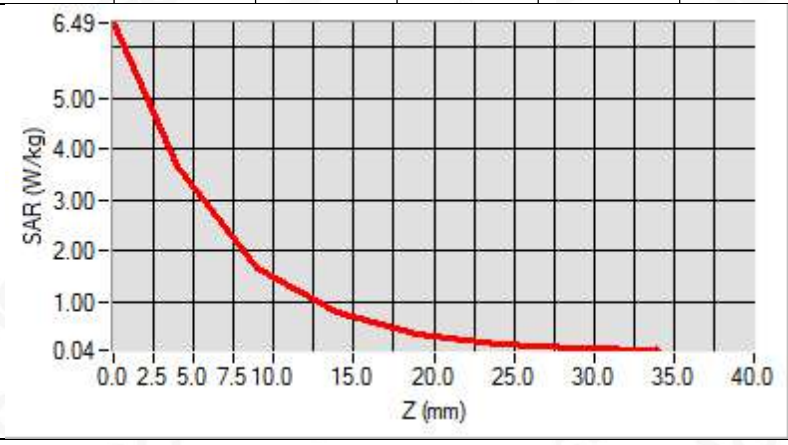

3D screen shot	Hot spot position
	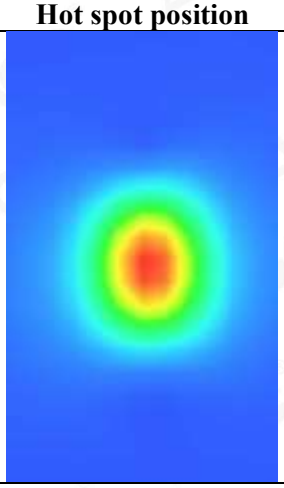

Any report having not been signed by authorized approver, or having been altered without authorization, or having not been stamped by the "Dedicated Testing/Inspection Stamp" is deemed to be invalid. Copying or excerpting portion of, or altering the content of the report is not permitted without the written authorization of AGC. The test results presented in the report apply only to the tested sample. Any objections to report issued by AGC should be submitted to AGC within 15days after the issuance of the test report. Further enquiry of validity or verification of the test report should be addressed to AGC by agc@agc-cert.com.

APPENDIX B. SAR MEASUREMENT DATA

Test Laboratory: AGC Lab **Date: Jun. 02,2021**
GSM 850 Mid- Touch-Right <SIM 1>
DUT: Smartphone; Type: V20

Communication System: Generic GSM; Communication System Band: GSM 850; Duty Cycle: 1:8.3; Conv.F=5.26;
Frequency: 836.6 MHz; Medium parameters used: f = 835 MHz; σ= 0.90 mho/m; εr = 42.37; ρ= 1000 kg/m³ ;
Phantom section: Right Section
Ambient temperature (℃): 22.3, Liquid temperature (℃): 22.1

SATIMO Configuration:
Probe: SSE5; Calibrated: Jun. 24,2020; Serial No.: SN 24/20 EP336
Sensor-Surface: 4mm (Mechanical Surface Detection)
Phantom: SAM twin phantom
Measurement SW: OpenSAR V4_02_35

Configuration/GSM 850 Mid-Touch-Right/Area Scan: Measurement grid: dx=8mm, dy=8mm
Configuration/GSM 850 Mid-Touch-Right/Zoom Scan: Measurement grid: dx=8mm,dy=8mm, dz=5mm;

Area Scan	dx=8mm dy=8mm, h= 5.00 mm
ZoomScan	5x5x7,dx=8mm dy=8mm dz=5mm,Complete
Phantom	Right head
Device Position	Cheek
Band	GSM 850
Channels	Middle
Signal	TDMA (Crest factor: 8.0)

SURFACE SAR	VOLUME SAR
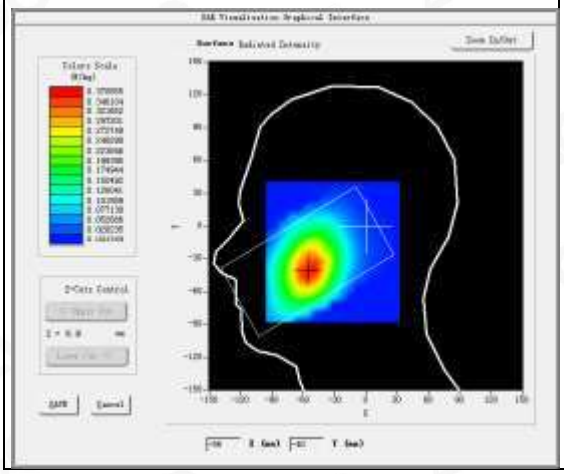	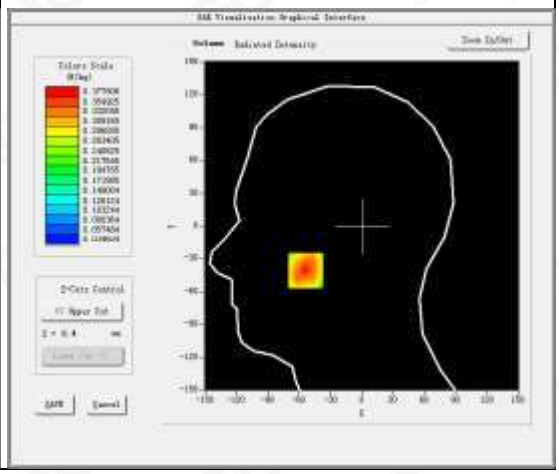

Maximum location: X=-54.00, Y=-41.00
SAR Peak: 0.48 W/kg

SAR 10g (W/Kg)	0.257947
SAR 1g (W/Kg)	0.358996

Any report having not been signed by authorized approver, or having been altered without authorization, or having not been stamped by the "Dedicated Testing/Inspection Stamp" is deemed to be invalid. Copying or excerpting portion of, or altering the content of the report is not permitted without the written authorization of AGC. The test results presented in the report apply only to the tested sample. Any objections to report issued by AGC should be submitted to AGC within 15days after the issuance of the test report. Further enquiry of validity or verification of the test report should be addressed to AGC by agc@agc-cert.com.

Z (mm)	0.00	4.00	9.00	14.00	19.00	24.00	29.00
SAR (W/Kg)	0.4871	0.3778	0.2858	0.2290	0.1765	0.1397	0.1031

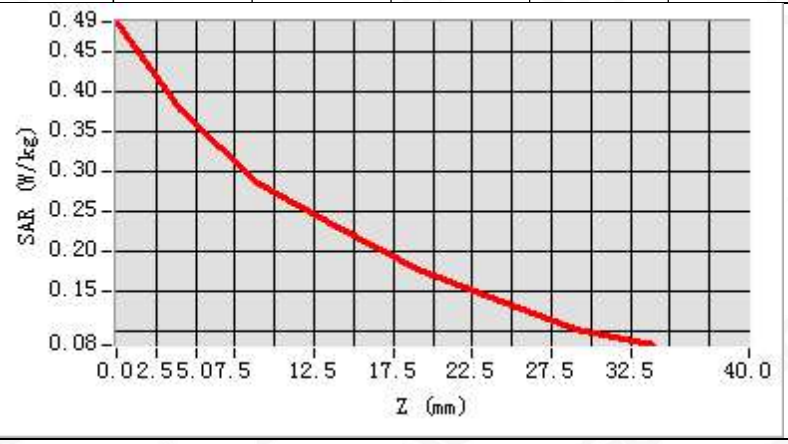

3D screen shot	Hot spot position
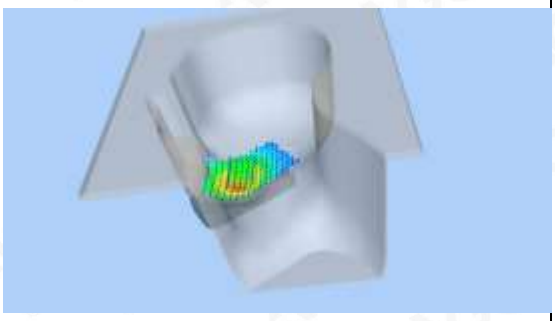	

Any report having not been signed by authorized approver, or having been altered without authorization, or having not been stamped by the "Dedicated Testing/Inspection Stamp" is deemed to be invalid. Copying or excerpting portion of, or altering the content of the report is not permitted without the written authorization of AGC. The test results presented in the report apply only to the tested sample. Any objections to report issued by AGC should be submitted to AGC within 15days after the issuance of the test report. Further enquiry of validity or verification of the test report should be addressed to AGC by agc@agc-cert.com.

Test Laboratory: AGC Lab **Date: Jun. 02,2021**
GSM 850 Mid- Body- Back (MS)<SIM 1>
DUT: Smartphone; Type: V20

Communication System: Generic GSM; Communication System Band: GSM 850; Duty Cycle: 1:8.3; Conv.F=5.26;
Frequency: 836.6 MHz; Medium parameters used: f = 835 MHz; σ= 0.90 mho/m; εr = 42.37; ρ= 1000 kg/m³ ;
Phantom section: Flat Section
Ambient temperature (℃): 22.3, Liquid temperature (℃): 22.1

SATIMO Configuration:
Probe: SSE5; Calibrated: Jun. 24,2020; Serial No.: SN 24/20 EP336
Sensor-Surface: 4mm (Mechanical Surface Detection)
Phantom: ELLI39 Phantom
Measurement SW: OpenSAR V4_02_35

Configuration/GSM 850 Mid-Body-Back/Area Scan: Measurement grid: dx=8mm, dy=8mm
Configuration/GSM 850 Mid-Body-Back/Zoom Scan: Measurement grid: dx=8mm,dy=8mm, dz=5mm;

Area Scan	dx=8mm dy=8mm, h= 5.00 mm
ZoomScan	5x5x7,dx=8mm dy=8mm dz=5mm,Complete
Phantom	ELLI
Device Position	Body Back
Band	GSM 850
Channels	Middle
Signal	TDMA (Crest factor: 8.0)

SURFACE SAR	VOLUME SAR
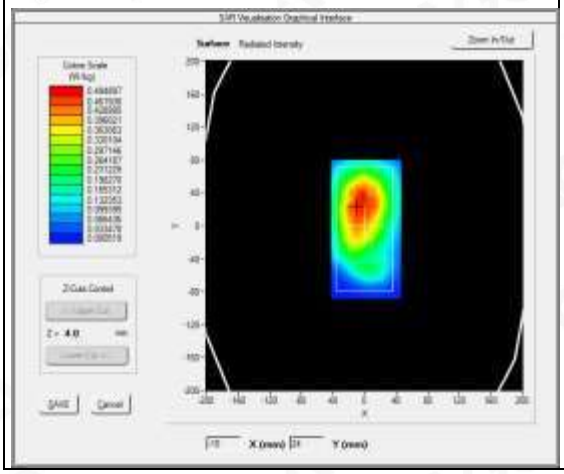	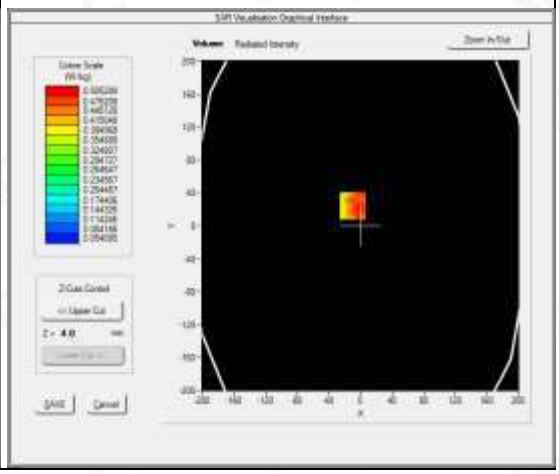

Maximum location: X=-10.00, Y=24.00
SAR Peak: 0.69 W/kg

SAR 10g (W/Kg)	0.352112
SAR 1g (W/Kg)	0.483197

Any report having not been signed by authorized approver, or having been altered without authorization, or having not been stamped by the "Dedicated Testing/Inspection Stamp" is deemed to be invalid. Copying or excerpting portion of, or altering the content of the report is not permitted without the written authorization of AGC. The test results presented in the report apply only to the tested sample. Any objections to report issued by AGC should be submitted to AGC within 15days after the issuance of the test report. Further enquiry of validity or verification of the test report should be addressed to AGC by agc@agc-cert.com.

Z (mm)	0.00	4.00	9.00	14.00	19.00	24.00	29.00
SAR (W/Kg)	0.7844	0.5053	0.3137	0.2962	0.1848	0.1754	0.1055

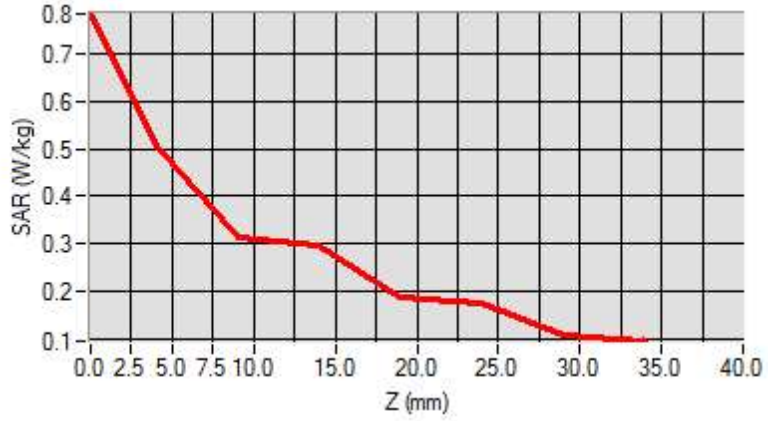

3D screen shot	Hot spot position
	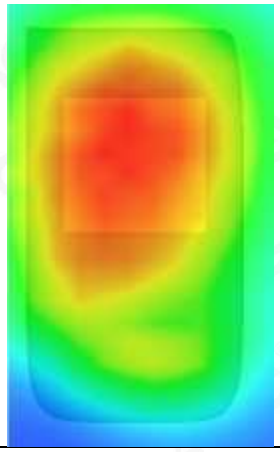

Any report having not been signed by authorized approver, or having been altered without authorization, or having not been stamped by the "Dedicated Testing/Inspection Stamp" is deemed to be invalid. Copying or excerpting portion of, or altering the content of the report is not permitted without the written authorization of AGC. The test results presented in the report apply only to the tested sample. Any objections to report issued by AGC should be submitted to AGC within 15days after the issuance of the test report. Further enquiry of validity or verification of the test report should be addressed to AGC by agc@agc-cert.com.

Test Laboratory: AGC Lab **Date: Jun. 02,2021**
GPRS 850 Mid- Body- Back (3up)
DUT: Smartphone; Type: V20

Communication System: GPRS-3 Slot; Communication System Band: GSM 850; Duty Cycle: 1:2.7; Conv.F=5.26;
Frequency: 836.6 MHz; Medium parameters used: f = 835 MHz; σ= 0.90 mho/m; εr = 42.37; ρ= 1000 kg/m³ ;
Phantom section: Flat Section
Ambient temperature (℃): 22.3, Liquid temperature (℃): 22.1

SATIMO Configuration:
Probe: SSE5; Calibrated: Jun. 24,2020; Serial No.: SN 24/20 EP336
Sensor-Surface: 4mm (Mechanical Surface Detection)
Phantom: ELLI39 Phantom
Measurement SW: OpenSAR V4_02_35

Configuration/GPRS 850 Mid-Body-Back/Area Scan: Measurement grid: dx=8mm, dy=8mm
Configuration/GPRS 850 Mid-Body-Back/Zoom Scan: Measurement grid: dx=8mm,dy=8mm, dz=5mm;

Area Scan	dx=8mm dy=8mm, h= 5.00 mm
Zoom Scan	5x5x7,dx=8mm dy=8mm dz=5mm,Complete
Phantom	ELLI
Device Position	Body Back
Band	GSM 850
Channels	Middle
Signal	TDMA (Crest factor: 2.7)

SURFACE SAR	VOLUME SAR
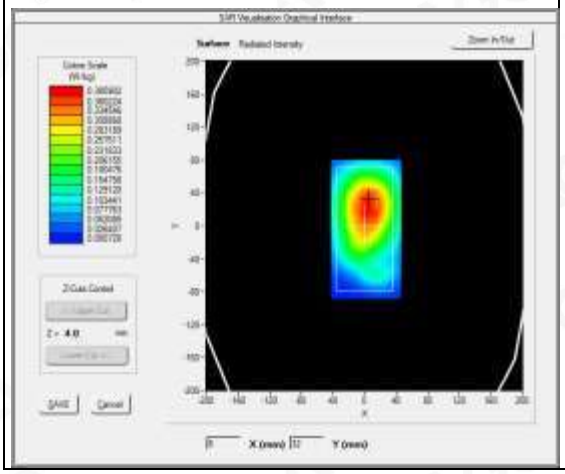	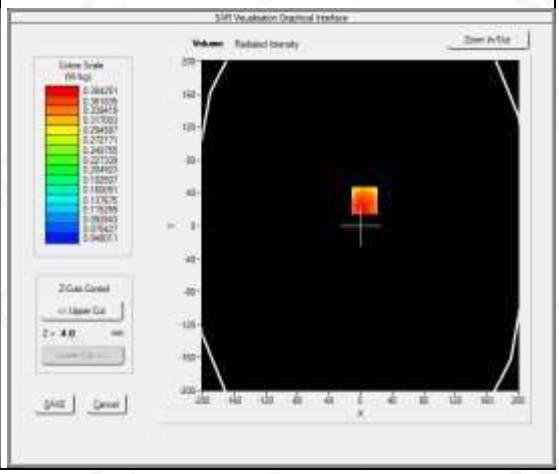

Maximum location: X=5.00, Y=31.00
SAR Peak: 0.51 W/kg

SAR 10g (W/Kg)	0.274532
SAR 1g (W/Kg)	0.376263

Any report having not been signed by authorized approver, or having been altered without authorization, or having not been stamped by the "Dedicated Testing/Inspection Stamp" is deemed to be invalid. Copying or excerpting portion of, or altering the content of the report is not permitted without the written authorization of AGC. The test results presented in the report apply only to the tested sample. Any objections to report issued by AGC should be submitted to AGC within 15days after the issuance of the test report. Further enquiry of validity or verification of the test report should be addressed to AGC by agc@agc-cert.com.

Attestation of Global Compliance(Shenzhen)Co., Ltd
Attestation of Global Compliance(Shenzhen)Std & Tech Co., Ltd
Tel: +86-755 2523 4088 E-mail: agc@agc-cert.com Web: http://cn.agc-cert.com/

Z (mm)	0.00	4.00	9.00	14.00	19.00	24.00	29.00
SAR (W/Kg)	0.6095	0.3843	0.2372	0.2376	0.1444	0.1393	0.0767

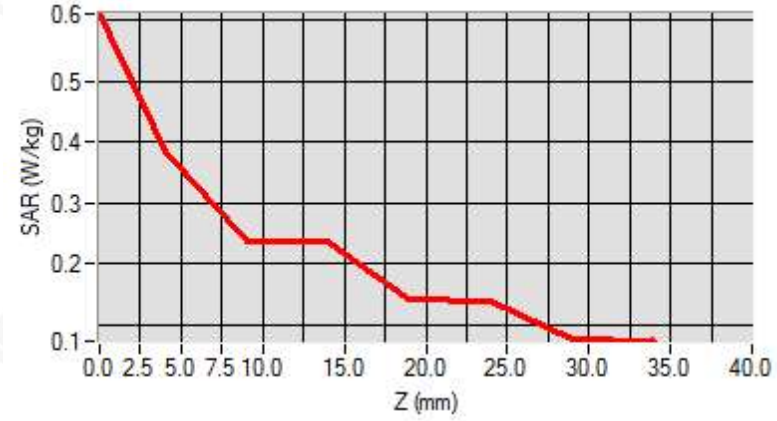

3D screen shot	Hot spot position
	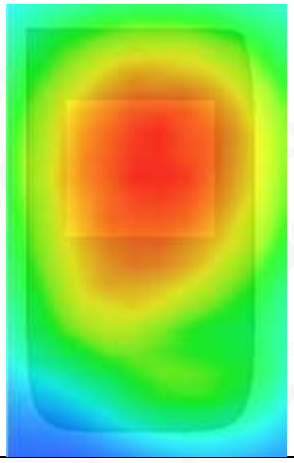

Any report having not been signed by authorized approver, or having been altered without authorization, or having not been stamped by the "Dedicated Testing/Inspection Stamp" is deemed to be invalid. Copying or excerpting portion of, or altering the content of the report is not permitted without the written authorization of AGC. The test results presented in the report apply only to the tested sample. Any objections to report issued by AGC should be submitted to AGC within 15days after the issuance of the test report. Further enquiry of validity or verification of the test report should be addressed to AGC by agc@agc-cert.com.

Test Laboratory: AGC Lab **Date: Jun. 03,2021**
PCS 1900 Mid-Touch- Left <SIM 1>
DUT: Smartphone; Type: V20

Communication System: Generic GSM; Communication System Band: PCS 1900; Duty Cycle: 1:8.3; Conv.F=4.72; Frequency: 1880 MHz; Medium parameters used: f = 1900 MHz; σ= 1.35 mho/m; εr =40.65; ρ= 1000 kg/m³ ;
Phantom section: Left Section
Ambient temperature (℃): 21.7, Liquid temperature (℃): 21.6

SATIMO Configuration:
Probe: SSE5; Calibrated: Jun. 24,2020; Serial No.: SN 24/20 EP336
Sensor-Surface: 4mm (Mechanical Surface Detection)
Phantom: SAM twin phantom
Measurement SW: OpenSAR V4_02_35

Configuration/PCS1900 Mid-Touch-Left/Area Scan: Measurement grid: dx=8mm, dy=8mm
Configuration/PCS1900 Mid-Touch-Left/Zoom Scan: Measurement grid: dx=8mm,dy=8mm, dz=5mm;

Area Scan	dx=8mm dy=8mm, h= 5.00 mm
ZoomScan	5x5x7,dx=8mm dy=8mm dz=5mm,Complete
Phantom	Left head
Device Position	Cheek
Band	PCS 1900
Channels	Middle
Signal	TDMA (Crest factor: 8.0)

SURFACE SAR	VOLUME SAR
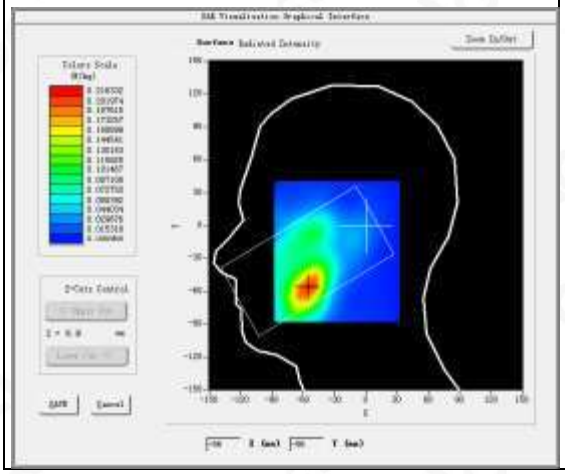	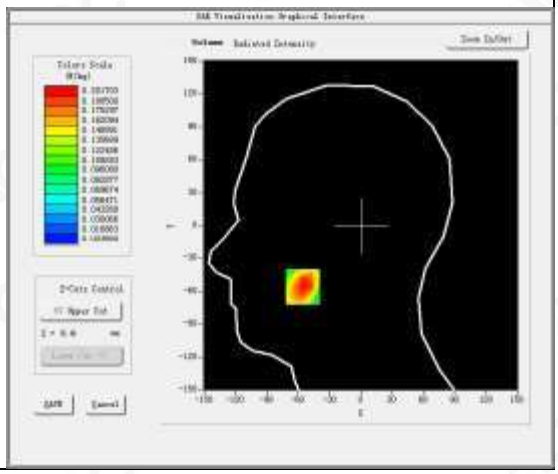

Maximum location: X=-56.00, Y=-56.00
SAR Peak: 0.31 W/kg

SAR 10g (W/Kg)	0.111019
SAR 1g (W/Kg)	0.194706

Any report having not been signed by authorized approver, or having been altered without authorization, or having not been stamped by the "Dedicated Testing/Inspection Stamp" is deemed to be invalid. Copying or excerpting portion of, or altering the content of the report is not permitted without the written authorization of AGC. The test results presented in the report apply only to the tested sample. Any objections to report issued by AGC should be submitted to AGC within 15days after the issuance of the test report. Further enquiry of validity or verification of the test report should be addressed to AGC by agc@agc-cert.com.

Z (mm)	0.00	4.00	9.00	14.00	19.00	24.00	29.00
SAR (W/Kg)	0.2873	0.2017	0.1270	0.0789	0.0495	0.0294	0.0190

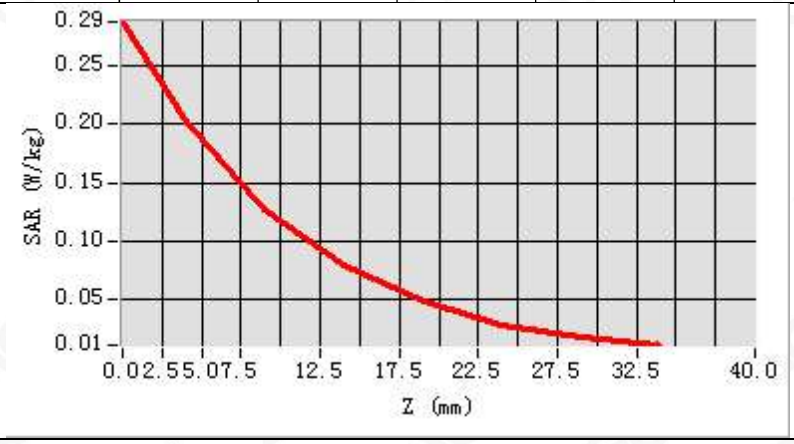

3D screen shot	Hot spot position
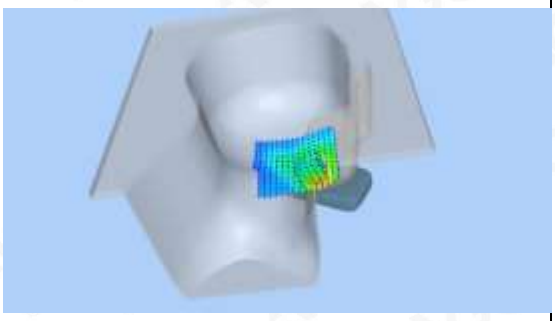	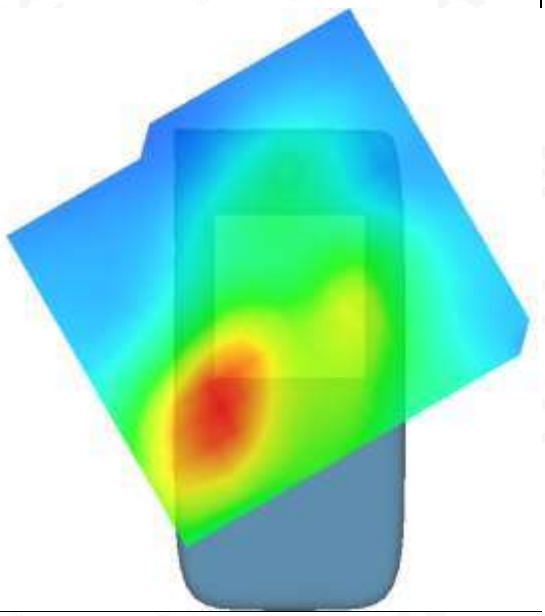

Any report having not been signed by authorized approver, or having been altered without authorization, or having not been stamped by the "Dedicated Testing/Inspection Stamp" is deemed to be invalid. Copying or excerpting portion of, or altering the content of the report is not permitted without the written authorization of AGC. The test results presented in the report apply only to the tested sample. Any objections to report issued by AGC should be submitted to AGC within 15days after the issuance of the test report. Further enquiry of validity or verification of the test report should be addressed to AGC by agc@agc-cert.com.

Test Laboratory: AGC Lab **Date: Jun. 03,2021**
PCS 1900 Mid-Body -Front (MS) <SIM 1>
DUT: Smartphone; Type: V20

Communication System: Generic GSM; Communication System Band: PCS 1900; Duty Cycle: 1:8.3; Conv.F=4.72; Frequency: 1880 MHz; Medium parameters used: f = 1900 MHz; σ= 1.35 mho/m; εr =40.65; ρ= 1000 kg/m³ ;
Phantom section: Flat Section
Ambient temperature (℃): 21.7, Liquid temperature (℃): 21.6

SATIMO Configuration:
Probe: SSE5; Calibrated: Jun. 24,2020; Serial No.: SN 24/20 EP336
Sensor-Surface: 4mm (Mechanical Surface Detection)
Phantom: ELLI39 Phantom
Measurement SW: OpenSAR V4_02_35

Configuration/PCS1900 Mid-Body- Front /Area Scan: Measurement grid: dx=8mm, dy=8mm
Configuration/PCS1900 Mid-Body- Front /Zoom Scan: Measurement grid: dx=8mm,dy=8mm, dz=5mm;

Area Scan	dx=8mm dy=8mm, h= 5.00 mm
ZoomScan	5x5x7,dx=8mm dy=8mm dz=5mm,Complete
Phantom	ELLI
Device Position	Body Front
Band	PCS 1900
Channels	Middle
Signal	TDMA (Crest factor: 8.0)

SURFACE SAR	VOLUME SAR
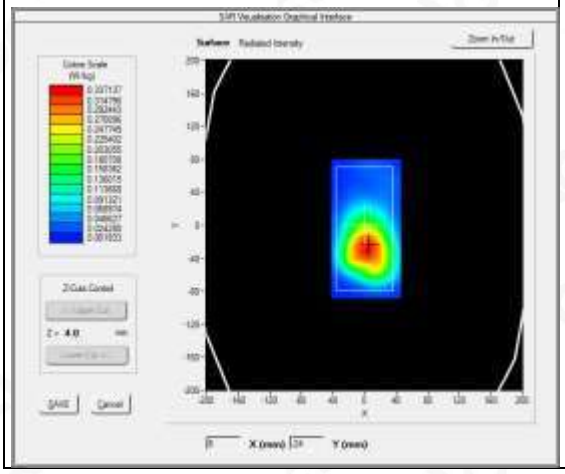	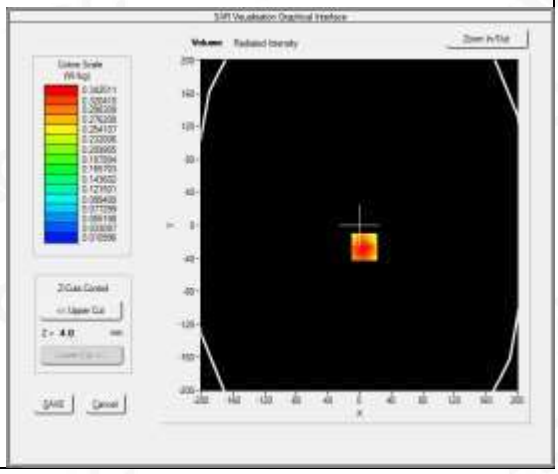

Maximum location: X=6.00, Y=-26.00
SAR Peak: 0.52 W/kg

SAR 10g (W/Kg)	0.201392
SAR 1g (W/Kg)	0.333836

Any report having not been signed by authorized approver, or having been altered without authorization, or having not been stamped by the "Dedicated Testing/Inspection Stamp" is deemed to be invalid. Copying or excerpting portion of, or altering the content of the report is not permitted without the written authorization of AGC. The test results presented in the report apply only to the tested sample. Any objections to report issued by AGC should be submitted to AGC within 15days after the issuance of the test report. Further enquiry of validity or verification of the test report should be addressed to AGC by agc@agc-cert.com.

Z (mm)	0.00	4.00	9.00	14.00	19.00	24.00	29.00
SAR (W/Kg)	0.5193	0.3425	0.2053	0.1309	0.0845	0.0518	0.0314

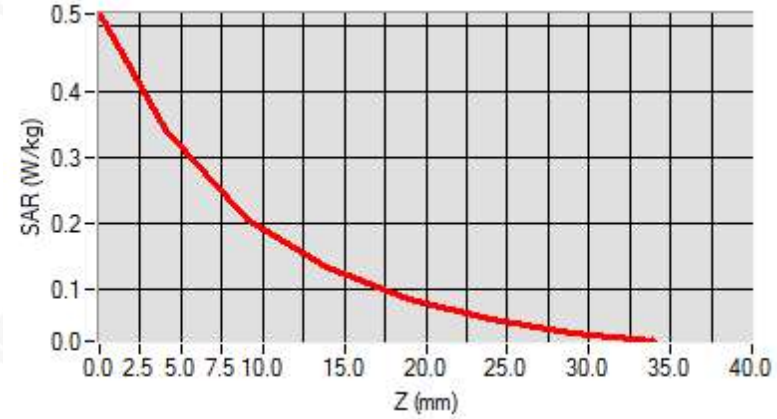

3D screen shot	Hot spot position
	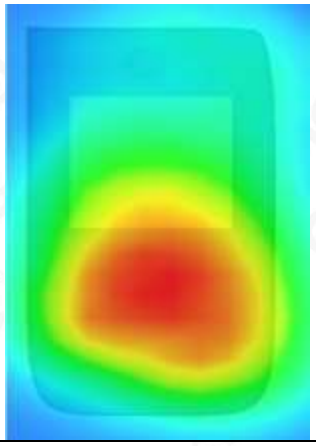

Any report having not been signed by authorized approver, or having been altered without authorization, or having not been stamped by the "Dedicated Testing/Inspection Stamp" is deemed to be invalid. Copying or excerpting portion of, or altering the content of the report is not permitted without the written authorization of AGC. The test results presented in the report apply only to the tested sample. Any objections to report issued by AGC should be submitted to AGC within 15days after the issuance of the test report. Further enquiry of validity or verification of the test report should be addressed to AGC by agc@agc-cert.com.

Test Laboratory: AGC Lab **Date: Jun. 03,2021**
GPRS 1900 Mid-Body-Front (4up)
DUT: Smartphone; Type: V20

Communication System: GPRS-4Slot; Communication System Band: PCS 1900; Duty Cycle: 1:2.1; Conv.F=4.72; Frequency: 1880 MHz; Medium parameters used: f = 1900 MHz; σ= 1.35 mho/m; εr =40.65; ρ= 1000 kg/m³ ;
Phantom section: Flat Section
Ambient temperature (℃): 21.7, Liquid temperature (℃): 21.6

SATIMO Configuration:
Probe: SSE5; Calibrated: Jun. 24,2020; Serial No.: SN 24/20 EP336
Sensor-Surface: 4mm (Mechanical Surface Detection)
Phantom: ELLI39 Phantom
Measurement SW: OpenSAR V4_02_35

Configuration/GPRS1900 Mid-Body-Front/Area Scan: Measurement grid: dx=8mm, dy=8mm
Configuration/GPRS1900 Mid-Body-Front/Zoom Scan: Measurement grid: dx=8mm,dy=8mm, dz=5mm;

Area Scan	dx=8mm dy=8mm, h= 5.00 mm
Zoom Scan	5x5x7,dx=8mm dy=8mm dz=5mm,Complete
Phantom	ELLI
Device Position	Body Front
Band	PCS 1900
Channels	Middle
Signal	TDMA (Crest factor: 2.0)

SURFACE SAR	VOLUME SAR
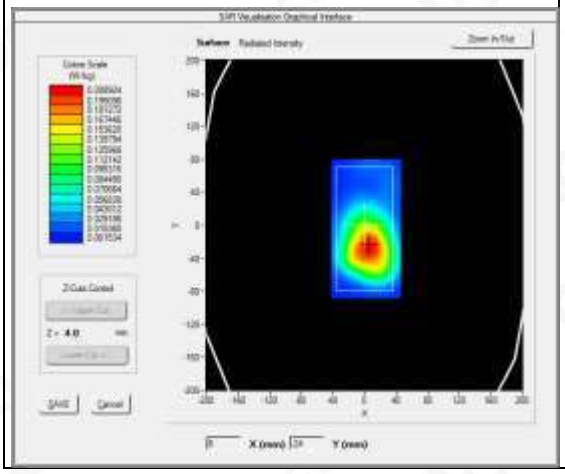	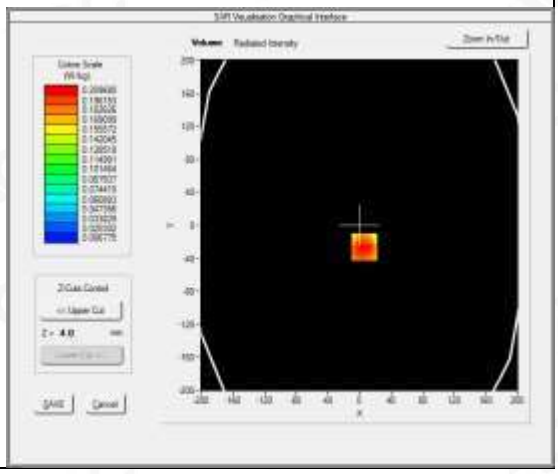

Maximum location: X=6.00, Y=-26.00
SAR Peak: 0.32 W/kg

SAR 10g (W/Kg)	0.123928
SAR 1g (W/Kg)	0.202722

Any report having not been signed by authorized approver, or having been altered without authorization, or having not been stamped by the "Dedicated Testing/Inspection Stamp" is deemed to be invalid. Copying or excerpting portion of, or altering the content of the report is not permitted without the written authorization of AGC. The test results presented in the report apply only to the tested sample. Any objections to report issued by AGC should be submitted to AGC within 15days after the issuance of the test report. Further enquiry of validity or verification of the test report should be addressed to AGC by agc@agc-cert.com.

Z (mm)	0.00	4.00	9.00	14.00	19.00	24.00	29.00
SAR (W/Kg)	0.3032	0.2097	0.1309	0.0810	0.0518	0.0332	0.0210

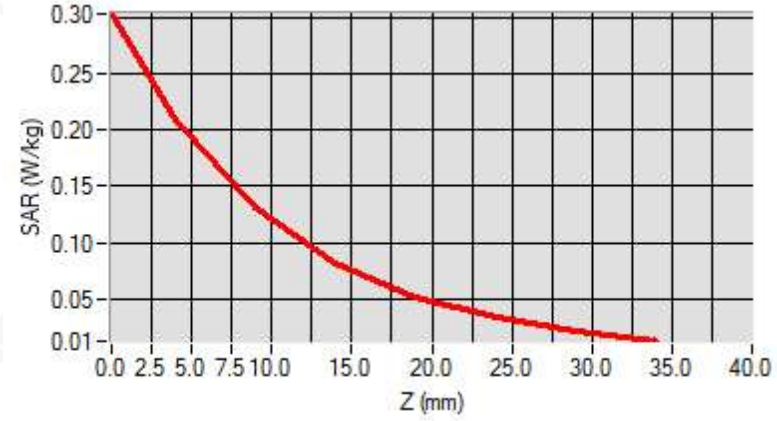

3D screen shot	Hot spot position
	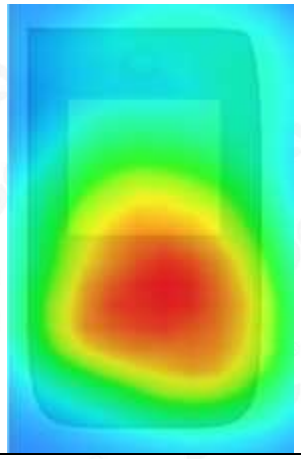

Any report having not been signed by authorized approver, or having been altered without authorization, or having not been stamped by the "Dedicated Testing/Inspection Stamp" is deemed to be invalid. Copying or excerpting portion of, or altering the content of the report is not permitted without the written authorization of AGC. The test results presented in the report apply only to the tested sample. Any objections to report issued by AGC should be submitted to AGC within 15days after the issuance of the test report. Further enquiry of validity or verification of the test report should be addressed to AGC by agc@agc-cert.com.

Test Laboratory: AGC Lab **Date: Jun. 03,2021**
WCDMA Band II Mid-Touch-Left (RMC)
DUT: Smartphone; Type: V20

Communication System: UMTS; Communication System Band: Band II UTRA/FDD ;Duty Cycle:1:1; Conv.F=4.72;
Frequency: 1880 MHz; Medium parameters used: f = 1900 MHz; σ= 1.35 mho/m; εr =40.65; ρ= 1000 kg/m³ ;
Phantom section: Left Section
Ambient temperature (℃): 21.7, Liquid temperature (℃): 21.6

SATIMO Configuration:
Probe: SSE5; Calibrated: Jun. 24,2020; Serial No.: SN 24/20 EP336
Sensor-Surface: 4mm (Mechanical Surface Detection)
Phantom: SAM twin phantom
Measurement SW: OpenSAR V4_02_35

Configuration/ WCDMA Band II Mid-Touch-Left/Area Scan: Measurement grid: dx=8mm, dy=8mm
Configuration/ WCDMA Band II Mid-Touch-Left/Zoom Scan: Measurement grid:dx=8mm,dy=8mm,dz=5mm;

Area Scan	dx=8mm dy=8mm, h= 5.00 mm
ZoomScan	5x5x7,dx=8mm dy=8mm dz=5mm,Complete
Phantom	Left head
Device Position	Cheek
Band	WCDMA Band II
Channels	Middle
Signal	CDMA (Crest factor: 1.0)

SURFACE SAR	VOLUME SAR
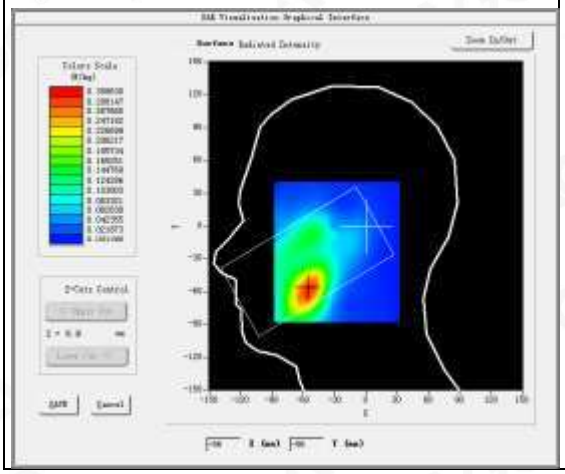	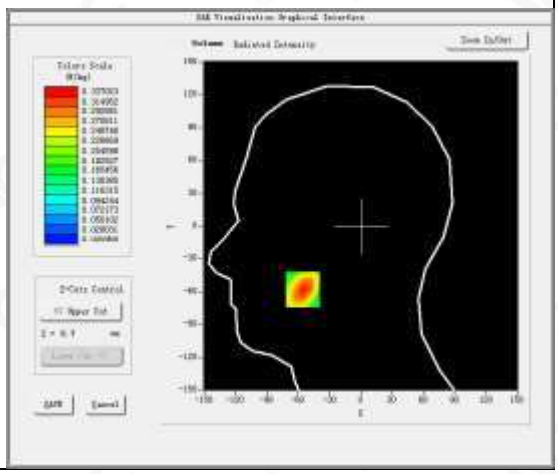

Maximum location: X=-56.00, Y=-58.00
SAR Peak: 0.50 W/kg

SAR 10g (W/Kg)	0.181535
SAR 1g (W/Kg)	0.318646

Any report having not been signed by authorized approver, or having been altered without authorization, or having not been stamped by the "Dedicated Testing/Inspection Stamp" is deemed to be invalid. Copying or excerpting portion of, or altering the content of the report is not permitted without the written authorization of AGC. The test results presented in the report apply only to the tested sample. Any objections to report issued by AGC should be submitted to AGC within 15days after the issuance of the test report. Further enquiry of validity or verification of the test report should be addressed to AGC by agc@agc-cert.com.

Z (mm)	0.00	4.00	9.00	14.00	19.00	24.00	29.00
SAR (W/Kg)	0.4824	0.3370	0.2067	0.1288	0.0733	0.0457	0.0298

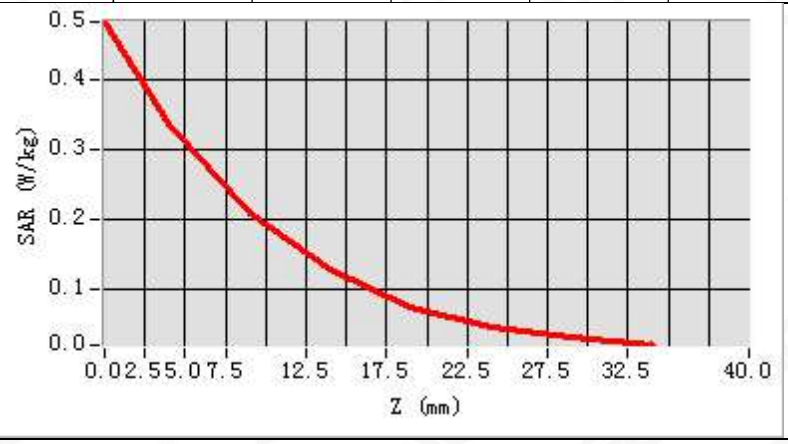

3D screen shot	Hot spot position
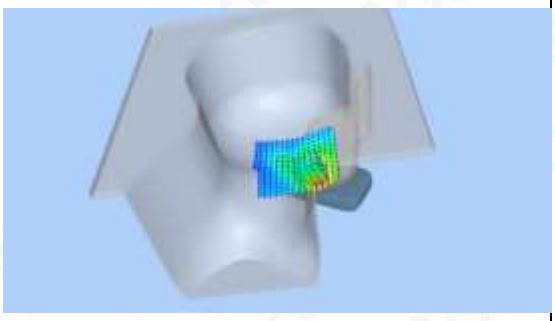	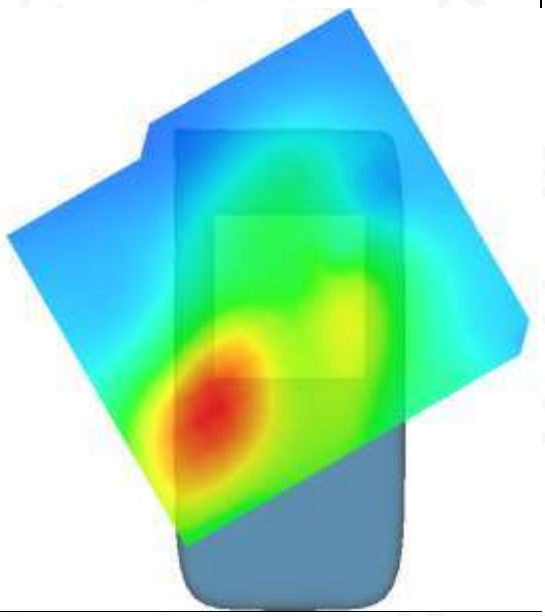

Any report having not been signed by authorized approver, or having been altered without authorization, or having not been stamped by the "Dedicated Testing/Inspection Stamp" is deemed to be invalid. Copying or excerpting portion of, or altering the content of the report is not permitted without the written authorization of AGC. The test results presented in the report apply only to the tested sample. Any objections to report issued by AGC should be submitted to AGC within 15days after the issuance of the test report. Further enquiry of validity or verification of the test report should be addressed to AGC by agc@agc-cert.com.

Test Laboratory: AGC Lab **Date: Jun. 03,2021**
WCDMA Band II Mid-Body-Towards Phantom (RMC 12.2kbps)
DUT: Smartphone; Type: V20

Communication System: UMTS; Communication System Band: Band II UTRA/FDD ;Duty Cycle:1:1; Conv.F=4.72;
Frequency: 1880 MHz; Medium parameters used: f = 1900 MHz; σ=1.35 mho/m; εr =40.65; ρ= 1000 kg/m³ ;
Phantom section: Flat Section
Ambient temperature (℃): 21.7, Liquid temperature (℃): 21.6

SATIMO Configuration:
Probe: SSE5; Calibrated: Jun. 24,2020; Serial No.: SN 24/20 EP336
Sensor-Surface: 4mm (Mechanical Surface Detection)
Phantom: ELLI39 Phantom
Measurement SW: OpenSAR V4_02_35

Configuration/ WCDMA band II Mid-Body-Front/Area Scan: Measurement grid: dx=8mm, dy=8mm
Configuration/ WCDMA band II Mid-Body-Front/Zoom Scan: Measurement grid: dx=8mm,dy=8mm, dz=5mm;

Area Scan	dx=8mm dy=8mm, h= 5.00 mm
ZoomScan	5x5x7,dx=8mm dy=8mm dz=5mm,Complete
Phantom	ELLI
Device Position	Body Front
Band	WCDMA band II
Channels	Middle
Signal	CDMA (Crest factor: 1.0)

SURFACE SAR	VOLUME SAR
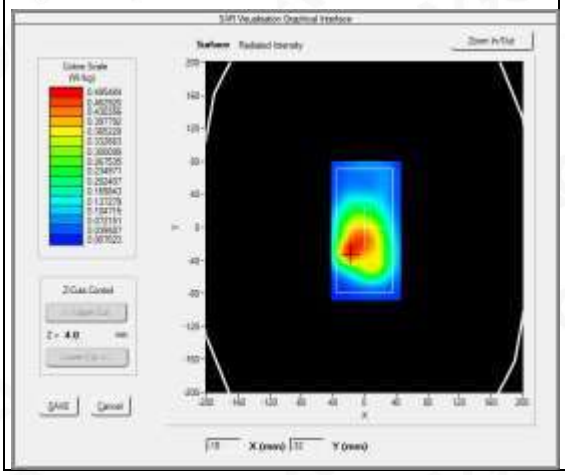	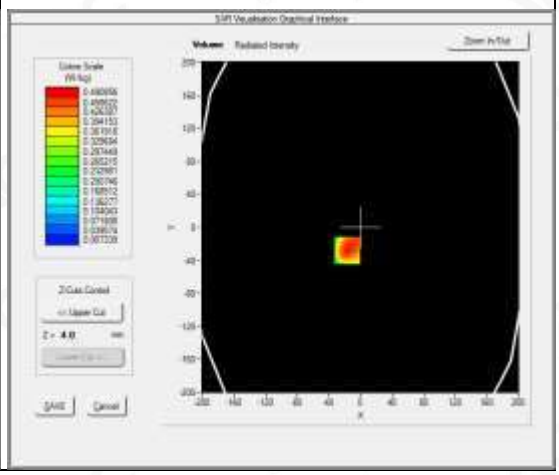

Maximum location: X=-17.00, Y=-28.00
SAR Peak: 0.77 W/kg

SAR 10g (W/Kg)	0.273733
SAR 1g (W/Kg)	0.474443

Any report having not been signed by authorized approver, or having been altered without authorization, or having not been stamped by the "Dedicated Testing/Inspection Stamp" is deemed to be invalid. Copying or excerpting portion of, or altering the content of the report is not permitted without the written authorization of AGC. The test results presented in the report apply only to the tested sample. Any objections to report issued by AGC should be submitted to AGC within 15days after the issuance of the test report. Further enquiry of validity or verification of the test report should be addressed to AGC by agc@agc-cert.com.

Z (mm)	0.00	4.00	9.00	14.00	19.00	24.00	29.00
SAR (W/Kg)	0.7525	0.4909	0.2822	0.1679	0.0982	0.0550	0.0319

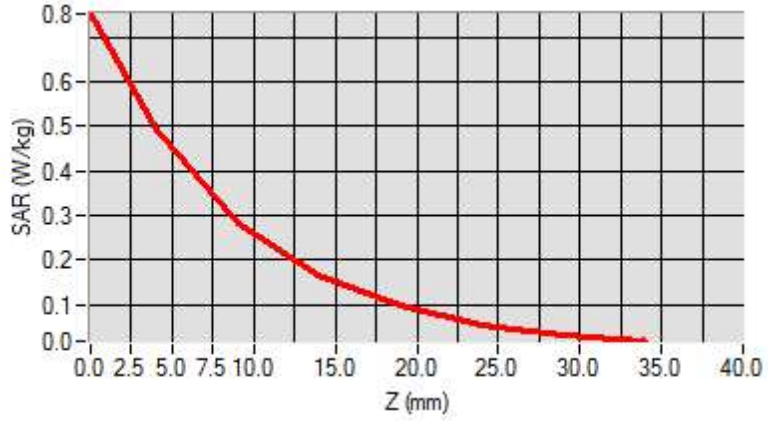

3D screen shot	Hot spot position
	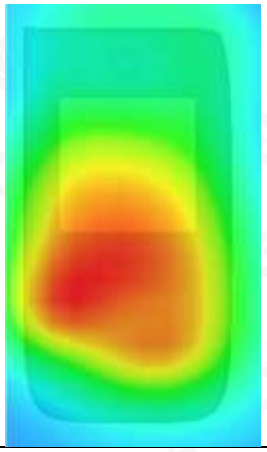

Any report having not been signed by authorized approver, or having been altered without authorization, or having not been stamped by the "Dedicated Testing/Inspection Stamp" is deemed to be invalid. Copying or excerpting portion of, or altering the content of the report is not permitted without the written authorization of AGC. The test results presented in the report apply only to the tested sample. Any objections to report issued by AGC should be submitted to AGC within 15days after the issuance of the test report. Further enquiry of validity or verification of the test report should be addressed to AGC by agc@agc-cert.com.

Test Laboratory: AGC Lab **Date: Jun. 08,2021**
WCDMA Band IV Mid-Touch-Right (RMC)
DUT: Smartphone; Type: V20

Communication System: UMTS; Communication System Band: BAND IV UTRA/FDD; Duty Cycle:1: 1; Conv.F=4.48; Frequency:1732.4 MHz; Medium parameters used: f =1800 MHz; σ= 1.33 mho/m; εr =42.06; ρ= 1000 kg/m³ ;
Phantom section: Right Section
Ambient temperature (℃): 21.7, Liquid temperature (℃): 21.5

SATIMO Configuration:
Probe: SSE5; Calibrated: Jun. 24,2020; Serial No.: SN 24/20 EP336
Sensor-Surface: 4mm (Mechanical Surface Detection)
Phantom: SAM twin phantom
Measurement SW: OpenSAR V4_02_35

Configuration/ WCDMA Band IV Mid-Touch-Right/Area Scan: Measurement grid: dx=8mm, dy=8mm
Configuration/ WCDMA Band IV Mid-Touch-Right/Zoom Scan: Measurement grid: dx=8mm, dy=8mm, dz=5mm

Area Scan	dx=8mm dy=8mm, h= 5.00 mm
ZoomScan	5x5x7,dx=8mm dy=8mm dz=5mm,Complete
Phantom	Right head
Device Position	Cheek
Band	WCDMA Band IV
Channels	Middle
Signal	CDMA (Crest factor: 1.0)

SURFACE SAR	VOLUME SAR
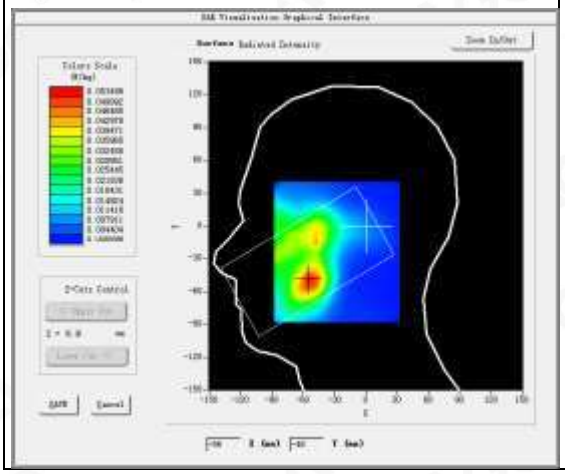	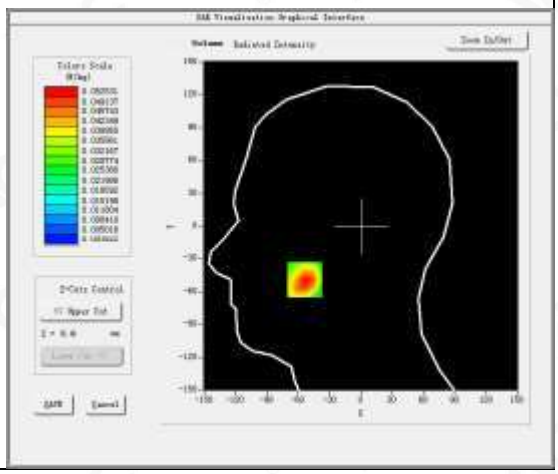

Maximum location: X=-54.00, Y=-49.00
SAR Peak: 0.08 W/kg

SAR 10g (W/Kg)	0.030292
SAR 1g (W/Kg)	0.050755

Any report having not been signed by authorized approver, or having been altered without authorization, or having not been stamped by the "Dedicated Testing/Inspection Stamp" is deemed to be invalid. Copying or excerpting portion of, or altering the content of the report is not permitted without the written authorization of AGC. The test results presented in the report apply only to the tested sample. Any objections to report issued by AGC should be submitted to AGC within 15days after the issuance of the test report. Further enquiry of validity or verification of the test report should be addressed to AGC by agc@agc-cert.com.

Z (mm)	0.00	4.00	9.00	14.00	19.00	24.00	29.00
SAR (W/Kg)	0.0723	0.0525	0.0350	0.0240	0.0158	0.0107	0.0071

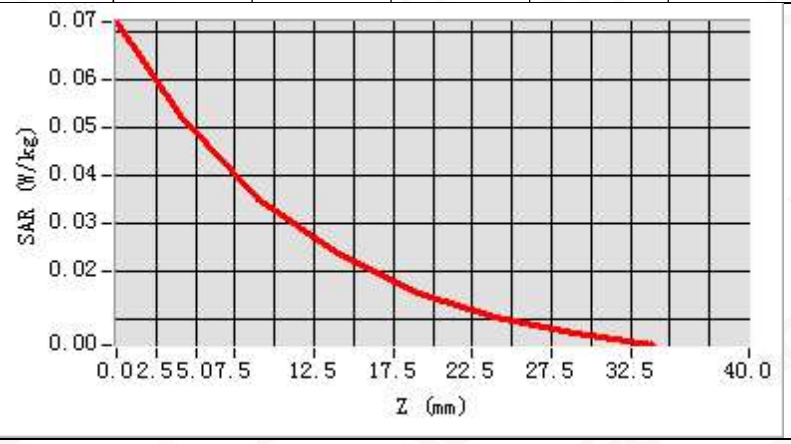

3D screen shot	Hot spot position
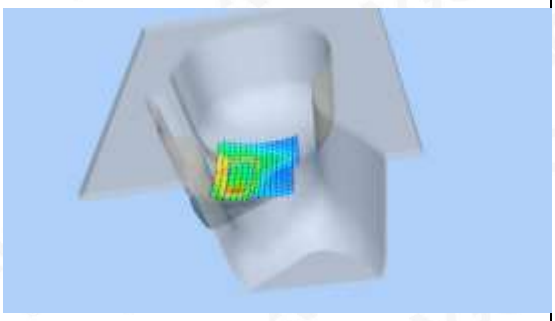	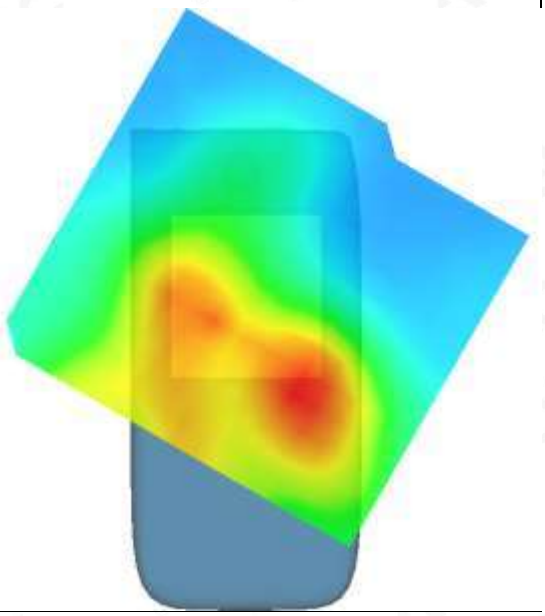

Any report having not been signed by authorized approver, or having been altered without authorization, or having not been stamped by the "Dedicated Testing/Inspection Stamp" is deemed to be invalid. Copying or excerpting portion of, or altering the content of the report is not permitted without the written authorization of AGC. The test results presented in the report apply only to the tested sample. Any objections to report issued by AGC should be submitted to AGC within 15days after the issuance of the test report. Further enquiry of validity or verification of the test report should be addressed to AGC by agc@agc-cert.com.

Test Laboratory: AGC Lab **Date: Jun. 08,2021**
WCDMA Band IV High-Body-Towards Phantom (RMC)
DUT: Smartphone; Type: V20

Communication System: UMTS; Communication System Band: BAND IV UTRA/FDD; Duty Cycle:1: 1; Conv.F=4.48; Frequency:1752.6 MHz; Medium parameters used: f = 1800 MHz; σ=1.37 mho/m; εr =38.92; ρ= 1000 kg/m³;
Phantom section: Flat Section
Ambient temperature (℃): 21.7, Liquid temperature (℃): 21.5

SATIMO Configuration:
Probe: SSE5; Calibrated: Jun. 24,2020; Serial No.: SN 24/20 EP336
Sensor-Surface: 4mm (Mechanical Surface Detection)
Phantom: ELLI39 Phantom
Measurement SW: OpenSAR V4_02_35

Configuration/ WCDMA Band IV High -Body-Front/Area Scan: Measurement grid: dx=8mm, dy=8mm
Configuration/ WCDMA Band IV High -Body-Front/Zoom Scan: Measurement grid: dx=8mm,dy=8mm, dz=5mm;

Area Scan	dx=8mm dy=8mm, h= 5.00 mm
ZoomScan	5x5x7,dx=8mm dy=8mm dz=5mm,Complete
Phantom	ELLI
Device Position	Body Front
Band	WCDMA Band IV
Channels	High
Signal	CDMA (Crest factor: 1.0)

SURFACE SAR	VOLUME SAR
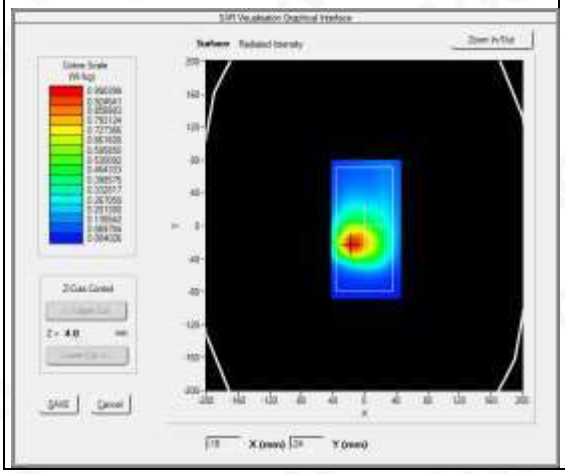	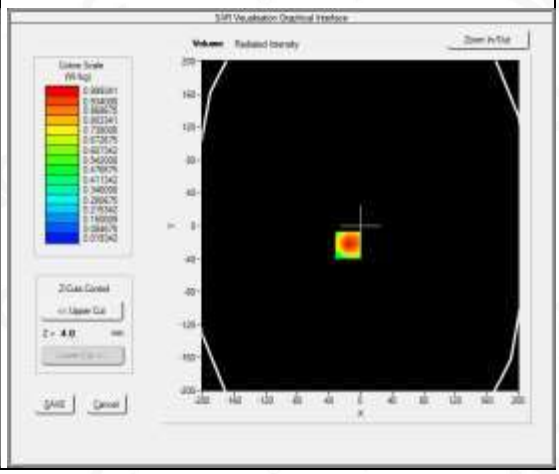

Maximum location: X=-16.00, Y=-23.00
SAR Peak: 1.49 W/kg

SAR 10g (W/Kg)	0.567588
SAR 1g (W/Kg)	0.960143

Any report having not been signed by authorized approver, or having been altered without authorization, or having not been stamped by the "Dedicated Testing/Inspection Stamp" is deemed to be invalid. Copying or excerpting portion of, or altering the content of the report is not permitted without the written authorization of AGC. The test results presented in the report apply only to the tested sample. Any objections to report issued by AGC should be submitted to AGC within 15days after the issuance of the test report. Further enquiry of validity or verification of the test report should be addressed to AGC by agc@agc-cert.com.

Z (mm)	0.00	4.00	9.00	14.00	19.00	24.00	29.00
SAR (W/Kg)	1.4894	0.9993	0.5992	0.3658	0.2237	0.1356	0.0823

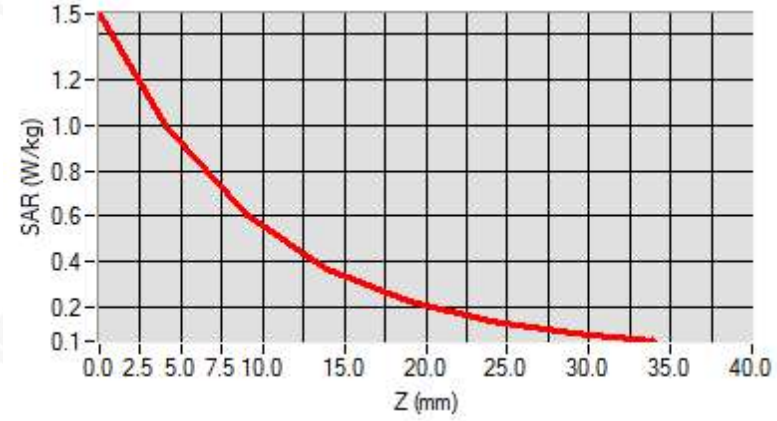

3D screen shot	Hot spot position
	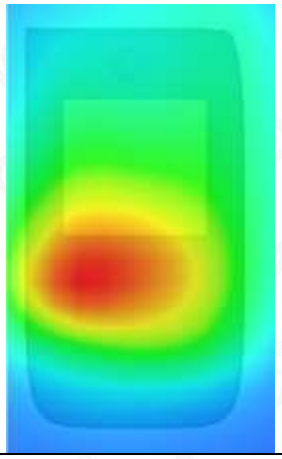

Any report having not been signed by authorized approver, or having been altered without authorization, or having not been stamped by the "Dedicated Testing/Inspection Stamp" is deemed to be invalid. Copying or excerpting portion of, or altering the content of the report is not permitted without the written authorization of AGC. The test results presented in the report apply only to the tested sample. Any objections to report issued by AGC should be submitted to AGC within 15days after the issuance of the test report. Further enquiry of validity or verification of the test report should be addressed to AGC by agc@agc-cert.com.

Test Laboratory: AGC Lab **Date: Jun. 02,2021**

WCDMA Band Ⅴ Mid-Touch-Right (RMC)

DUT: Smartphone; Type: V20

Communication System: UMTS; Communication System Band: BAND V UTRA/FDD ; Duty Cycle:1: 1; Conv.F=5.26; Frequency: 836.4 MHz; Medium parameters used: f = 835MHz; σ=0.90 mho/m; εr =42.37; ρ= 1000 kg/m³ ;
Phantom section: Right Section
Ambient temperature (℃): 22.3, Liquid temperature (℃): 22.1

SATIMO Configuration:
Probe: SSE5; Calibrated: Jun. 24,2020; Serial No.: SN 24/20 EP336
Sensor-Surface: 4mm (Mechanical Surface Detection)
Phantom: SAM twin phantom
Measurement SW: OpenSAR V4_02_35

Configuration/ WCDMA Band V Mid-Touch-Right/Area Scan: Measurement grid: dx=8mm, dy=8mm
Configuration/ WCDMA Band V Mid-Touch-Right/Zoom Scan: Measurement grid: dx=8mm, dy=8mm, dz=5mm

Area Scan	dx=8mm dy=8mm, h= 5.00 mm
ZoomScan	5x5x7,dx=8mm dy=8mm dz=5mm,Complete
Phantom	Right head
Device Position	Cheek
Band	WCDMA Band V
Channels	Middle
Signal	CDMA (Crest factor: 1.0)

SURFACE SAR	VOLUME SAR
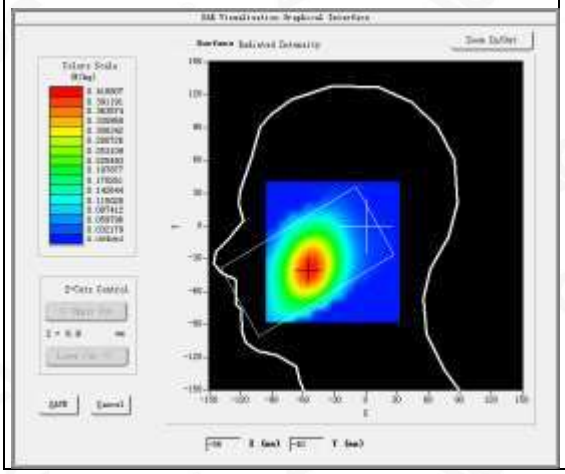	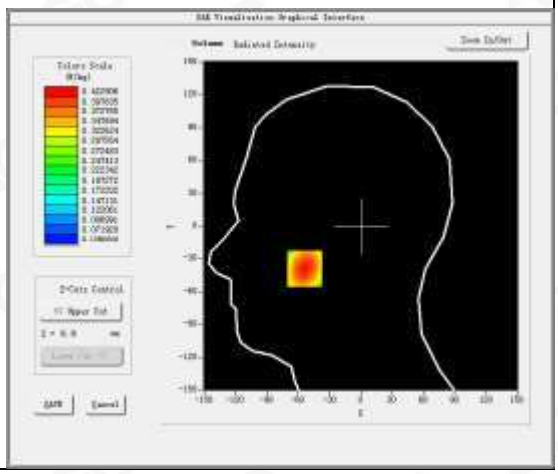

Maximum location: X=-54.00, Y=-39.00
SAR Peak: 0.51 W/kg

SAR 10g (W/Kg)	0.302988
SAR 1g (W/Kg)	0.408843

Any report having not been signed by authorized approver, or having been altered without authorization, or having not been stamped by the "Dedicated Testing/Inspection Stamp" is deemed to be invalid. Copying or excerpting portion of, or altering the content of the report is not permitted without the written authorization of AGC. The test results presented in the report apply only to the tested sample. Any objections to report issued by AGC should be submitted to AGC within 15days after the issuance of the test report. Further enquiry of validity or verification of the test report should be addressed to AGC by agc@agc-cert.com.

Z (mm)	0.00	4.00	9.00	14.00	19.00	24.00	29.00
SAR (W/Kg)	0.5040	0.4229	0.3385	0.2703	0.2125	0.1669	0.1292

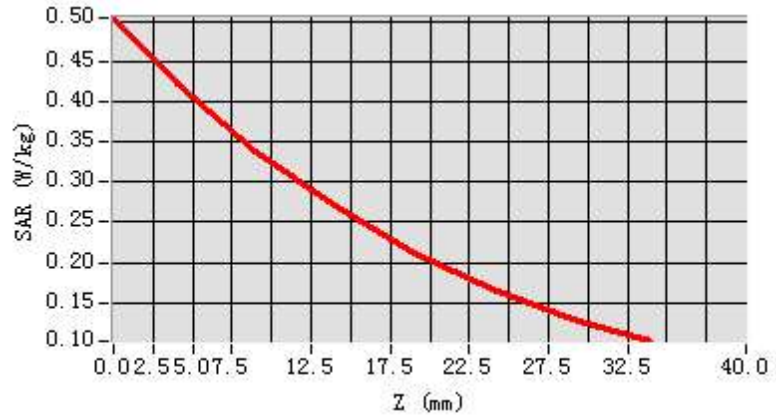

3D screen shot	Hot spot position
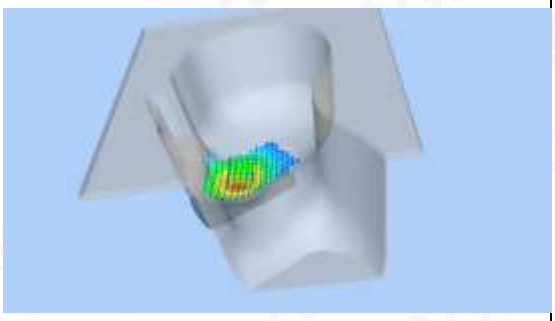	

Any report having not been signed by authorized approver, or having been altered without authorization, or having not been stamped by the "Dedicated Testing/Inspection Stamp" is deemed to be invalid. Copying or excerpting portion of, or altering the content of the report is not permitted without the written authorization of AGC. The test results presented in the report apply only to the tested sample. Any objections to report issued by AGC should be submitted to AGC within 15days after the issuance of the test report. Further enquiry of validity or verification of the test report should be addressed to AGC by agc@agc-cert.com.

Test Laboratory: AGC Lab **Date: Jun. 02,2021**

WCDMA Band Ⅴ Mid-Body-Towards Grounds (RMC)

DUT: Smartphone; Type: V20

Communication System: UMTS; Communication System Band: BAND V UTRA/FDD; Duty Cycle:1: 1; Conv.F=5.26; Frequency: 836.4 MHz; Medium parameters used: f = 835MHz; σ= 0.90 mho/m; εr = 42.37; ρ= 1000 kg/m³ ;
Phantom section: Flat Section
Ambient temperature (℃): 22.3, Liquid temperature (℃): 22.1

SATIMO Configuration:
Probe: SSE5; Calibrated: Jun. 24,2020; Serial No.: SN 24/20 EP336
Sensor-Surface: 4mm (Mechanical Surface Detection)
Phantom: ELLI39 Phantom
Measurement SW: OpenSAR V4_02_35

Configuration/ WCDMA Band V Mid-Body-Back/Area Scan: Measurement grid: dx=8mm, dy=8mm
Configuration/ WCDMA Band V Mid-Body-Back/Zoom Scan: Measurement grid: dx=8mm,dy=8mm, dz=5mm;

Area Scan	dx=8mm dy=8mm, h= 5.00 mm
ZoomScan	5x5x7,dx=8mm dy=8mm dz=5mm,Complete
Phantom	ELLI
Device Position	Body Back
Band	WCDMA Band V
Channels	Middle
Signal	CDMA (Crest factor: 1.0)

SURFACE SAR	VOLUME SAR
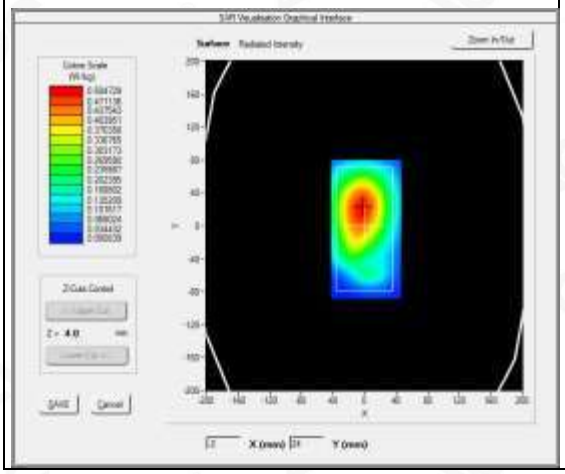	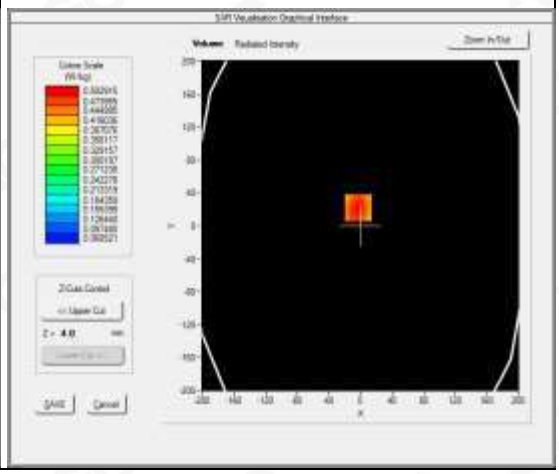

Maximum location: X=-3.00, Y=22.00
SAR Peak: 0.63 W/kg

SAR 10g (W/Kg)	0.361127
SAR 1g (W/Kg)	0.489679

Any report having not been signed by authorized approver, or having been altered without authorization, or having not been stamped by the "Dedicated Testing/Inspection Stamp" is deemed to be invalid. Copying or excerpting portion of, or altering the content of the report is not permitted without the written authorization of AGC. The test results presented in the report apply only to the tested sample. Any objections to report issued by AGC should be submitted to AGC within 15days after the issuance of the test report. Further enquiry of validity or verification of the test report should be addressed to AGC by agc@agc-cert.com.

Z (mm)	0.00	4.00	9.00	14.00	19.00	24.00	29.00
SAR (W/Kg)	0.6311	0.5029	0.3832	0.2948	0.2262	0.1708	0.1267

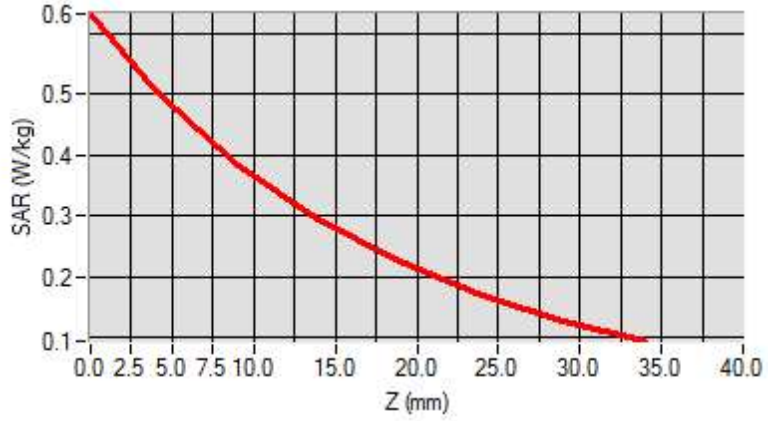

3D screen shot	Hot spot position
	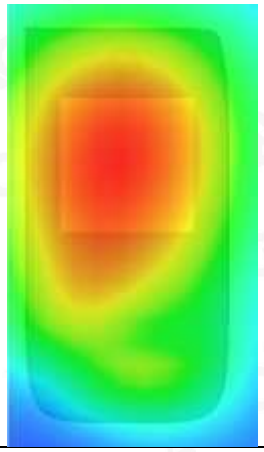

Any report having not been signed by authorized approver, or having been altered without authorization, or having not been stamped by the "Dedicated Testing/Inspection Stamp" is deemed to be invalid. Copying or excerpting portion of, or altering the content of the report is not permitted without the written authorization of AGC. The test results presented in the report apply only to the tested sample. Any objections to report issued by AGC should be submitted to AGC within 15days after the issuance of the test report. Further enquiry of validity or verification of the test report should be addressed to AGC by agc@agc-cert.com.

Test Laboratory: AGC Lab **Date: Jun. 07,2021**
LTE Band 2 Mid-Touch-Left (1 RB#0)
DUT: Smartphone; Type: V20

Communication System: LTE; Communication System Band: LTE Band 2; Duty Cycle:1:1; Conv.F=4.72; Frequency:1880MHz; Medium parameters used: f =1900 MHz; σ= 1.31 mho/m; εr =42.82; ρ= 1000 kg/m³ ;
Phantom section: Left Section
Ambient temperature (℃): 21.6, Liquid temperature (℃): 21.4

SATIMO Configuration:
Probe: SSE5; Calibrated: Jun. 24,2020; Serial No.: SN 24/20 EP336
Sensor-Surface: 4mm (Mechanical Surface Detection)
Phantom: SAM twin phantom
Measurement SW: OpenSAR V4_02_35

Configuration/ LTE Band 2 Mid- Touch-Left /Area Scan: Measurement grid: dx=8mm, dy=8mm
Configuration/ LTE Band 2 Mid- Touch-Left /Zoom Scan: Measurement grid: dx=8mm,dy=8mm, dz=5mm;

Area Scan	dx=8mm dy=8mm, h= 5.00 mm
Zoom Scan	5x5x7,dx=8mm dy=8mm dz=5mm
Phantom	Left head
Device Position	Cheek
Band	LTE Band 2
Channels	Middle
Signal	OFDM (Crest factor: 1.0)

SURFACE SAR	VOLUME SAR
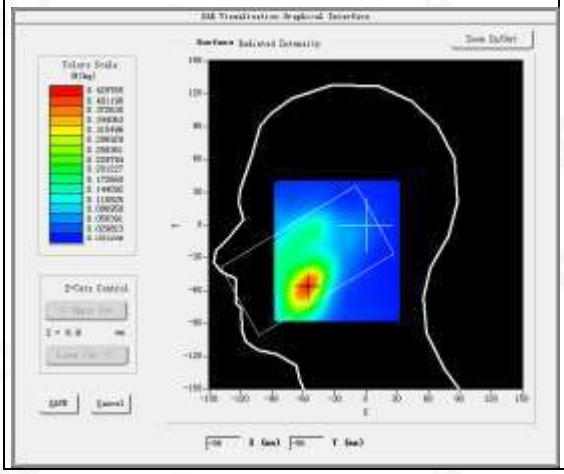	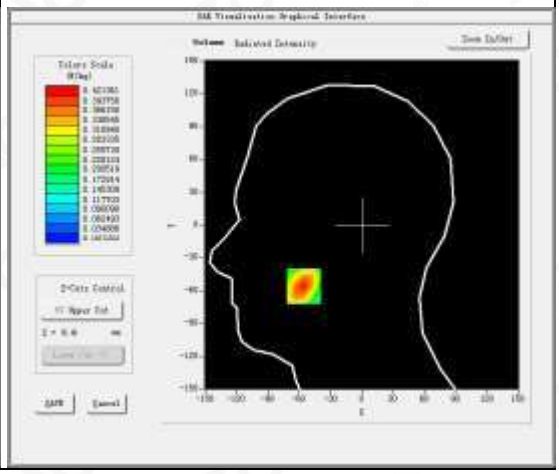

Maximum location: X=-56.00, Y=-56.00
SAR Peak: 0.63 W/kg

SAR 10g (W/Kg)	0.226489
SAR 1g (W/Kg)	0.399250

Any report having not been signed by authorized approver, or having been altered without authorization, or having not been stamped by the "Dedicated Testing/Inspection Stamp" is deemed to be invalid. Copying or excerpting portion of, or altering the content of the report is not permitted without the written authorization of AGC. The test results presented in the report apply only to the tested sample. Any objections to report issued by AGC should be submitted to AGC within 15days after the issuance of the test report. Further enquiry of validity or verification of the test report should be addressed to AGC by agc@agc-cert.com.

Z (mm)	0.00	4.00	9.00	14.00	19.00	24.00	29.00
SAR (W/Kg)	0.6294	0.4214	0.2507	0.1535	0.0918	0.0559	0.0341

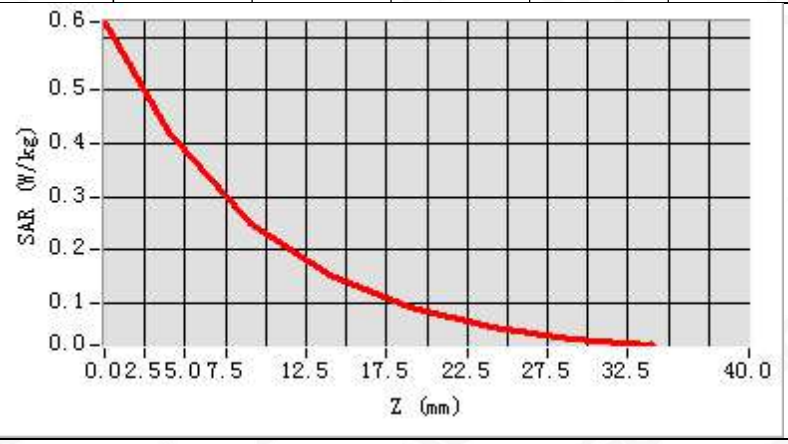

3D screen shot	Hot spot position
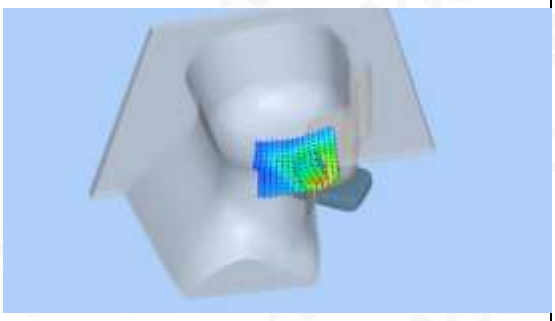	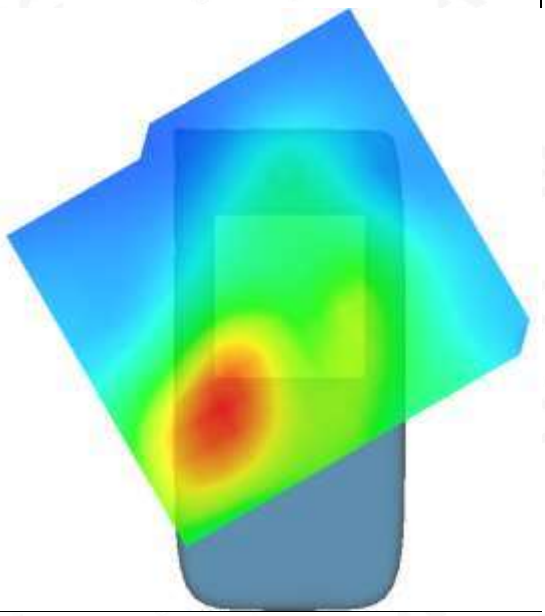

Any report having not been signed by authorized approver, or having been altered without authorization, or having not been stamped by the "Dedicated Testing/Inspection Stamp" is deemed to be invalid. Copying or excerpting portion of, or altering the content of the report is not permitted without the written authorization of AGC. The test results presented in the report apply only to the tested sample. Any objections to report issued by AGC should be submitted to AGC within 15days after the issuance of the test report. Further enquiry of validity or verification of the test report should be addressed to AGC by agc@agc-cert.com.

Test Laboratory: AGC Lab **Date: Jun. 07,2021**
LTE Band 2 Mid-Body-Front (1 RB#0)
DUT: Smartphone; Type: V20

Communication System: LTE; Communication System Band: LTE Band 2; Duty Cycle:1:1; Conv.F=4.72; Frequency:1880MHz; Medium parameters used: f = 1900 MHz; σ= 1.31 mho/m; εr =42.82; ρ= 1000 kg/m³ ;
Phantom section: Flat Section
Ambient temperature (℃): 21.6, Liquid temperature (℃): 21.4

SATIMO Configuration:
Probe: SSE5; Calibrated: Jun. 24,2020; Serial No.: SN 24/20 EP336
Sensor-Surface: 4mm (Mechanical Surface Detection)
Phantom: ELLI39 Phantom
Measurement SW: OpenSAR V4_02_35

Configuration/ LTE Band 2 Mid-Body-Front/Area Scan: Measurement grid: dx=8mm, dy=8mm
Configuration/ LTE Band 2 Mid-Body-Front/Zoom Scan: Measurement grid: dx=8mm,dy=8mm, dz=5m;

Area Scan	dx=8mm dy=8mm, h= 5.00 mm
Zoom Scan	5x5x7,dx=8mm dy=8mm dz=5mm
Phantom	ELLI
Device Position	Body Front
Band	LTE Band 2
Channels	Middle
Signal	OFDM (Crest factor: 1.0)

SURFACE SAR	VOLUME SAR
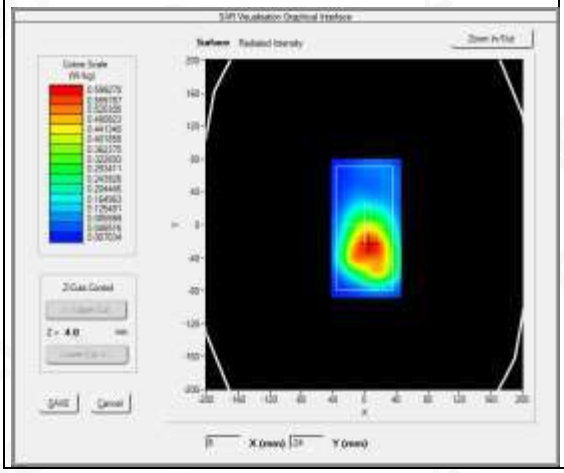	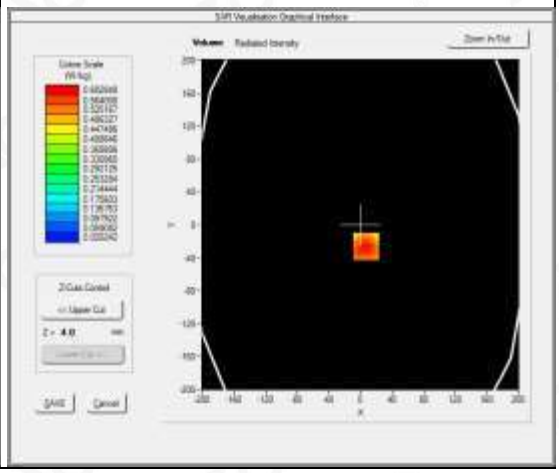

Maximum location: X=7.00, Y=-26.00
SAR Peak: 0.90 W/kg

SAR 10g (W/Kg)	0.363984
SAR 1g (W/Kg)	0.586457

Any report having not been signed by authorized approver, or having been altered without authorization, or having not been stamped by the "Dedicated Testing/Inspection Stamp" is deemed to be invalid. Copying or excerpting portion of, or altering the content of the report is not permitted without the written authorization of AGC. The test results presented in the report apply only to the tested sample. Any objections to report issued by AGC should be submitted to AGC within 15days after the issuance of the test report. Further enquiry of validity or verification of the test report should be addressed to AGC by agc@agc-cert.com.

Z (mm)	0.00	4.00	9.00	14.00	19.00	24.00	29.00
SAR (W/Kg)	0.8857	0.6028	0.3713	0.2350	0.1500	0.0930	0.0577

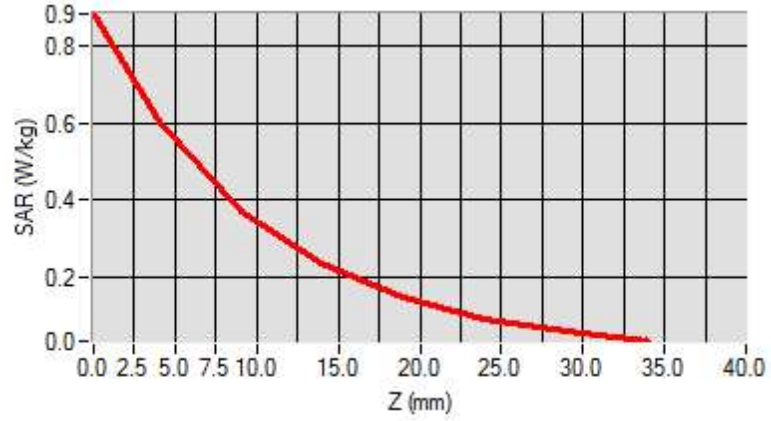

3D screen shot	Hot spot position
	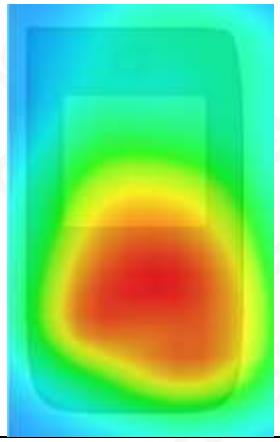

Any report having not been signed by authorized approver, or having been altered without authorization, or having not been stamped by the "Dedicated Testing/Inspection Stamp" is deemed to be invalid. Copying or excerpting portion of, or altering the content of the report is not permitted without the written authorization of AGC. The test results presented in the report apply only to the tested sample. Any objections to report issued by AGC should be submitted to AGC within 15days after the issuance of the test report. Further enquiry of validity or verification of the test report should be addressed to AGC by agc@agc-cert.com.

Test Laboratory: AGC Lab **Date: Jun. 07,2021**
LTE Band 2 Mid-Touch-Left (50% RB#0)
DUT: Smartphone; Type: V20

Communication System: LTE; Communication System Band: LTE Band 2; Duty Cycle:1:1; Conv.F=4.72; Frequency:1880MHz; Medium parameters used: f =1900 MHz; σ= 1.31 mho/m; εr =42.82; ρ= 1000 kg/m³ ;
Phantom section: Left Section
Ambient temperature (℃): 21.6, Liquid temperature (℃): 21.4

SATIMO Configuration:
Probe: SSE5; Calibrated: Jun. 24,2020; Serial No.: SN 24/20 EP336
Sensor-Surface: 4mm (Mechanical Surface Detection)
Phantom: SAM twin phantom
Measurement SW: OpenSAR V4_02_35

Configuration/ LTE Band 2 Mid- Touch-Left /Area Scan: Measurement grid: dx=8mm, dy=8mm
Configuration/ LTE Band 2 Mid- Touch-Left /Zoom Scan: Measurement grid: dx=8mm,dy=8mm, dz=5mm;

Area Scan	dx=8mm dy=8mm, h= 5.00 mm
Zoom Scan	5x5x7,dx=8mm dy=8mm dz=5mm
Phantom	Left head
Device Position	Cheek
Band	LTE Band 2
Channels	Middle
Signal	OFDM (Crest factor: 1.0)

SURFACE SAR	VOLUME SAR
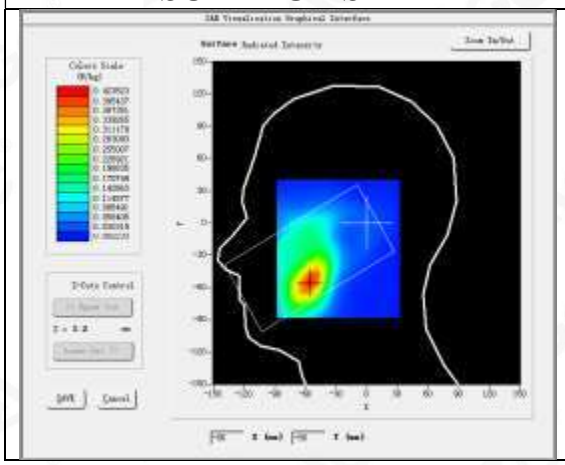	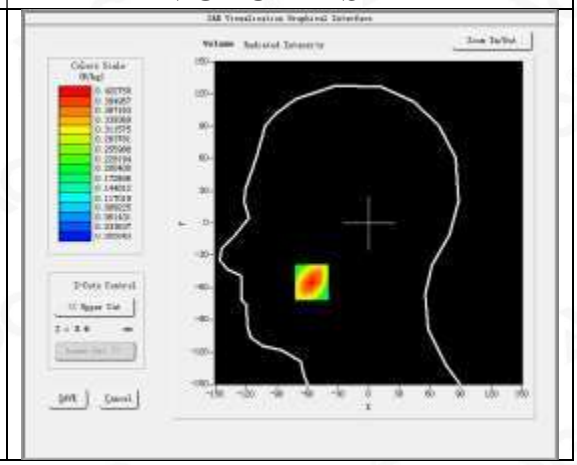

Maximum location: X=-56.00, Y=-55.00
SAR Peak: 0.62 W/kg

SAR 10g (W/Kg)	0.209506
SAR 1g (W/Kg)	0.388382

Any report having not been signed by authorized approver, or having been altered without authorization, or having not been stamped by the "Dedicated Testing/Inspection Stamp" is deemed to be invalid. Copying or excerpting portion of, or altering the content of the report is not permitted without the written authorization of AGC. The test results presented in the report apply only to the tested sample. Any objections to report issued by AGC should be submitted to AGC within 15days after the issuance of the test report. Further enquiry of validity or verification of the test report should be addressed to AGC by agc@agc-cert.com.

Attestation of Global Compliance(Shenzhen)Co., Ltd
Attestation of Global Compliance(Shenzhen)Std & Tech Co., Ltd
Tel: +86-755 2523 4088 E-mail: agc@agc-cert.com Web: http://cn.agc-cert.com/

Z (mm)	0.00	4.00	9.00	14.00	19.00	24.00	29.00
SAR (W/Kg)	0.6242	0.4228	0.2558	0.1580	0.0955	0.0578	0.0345

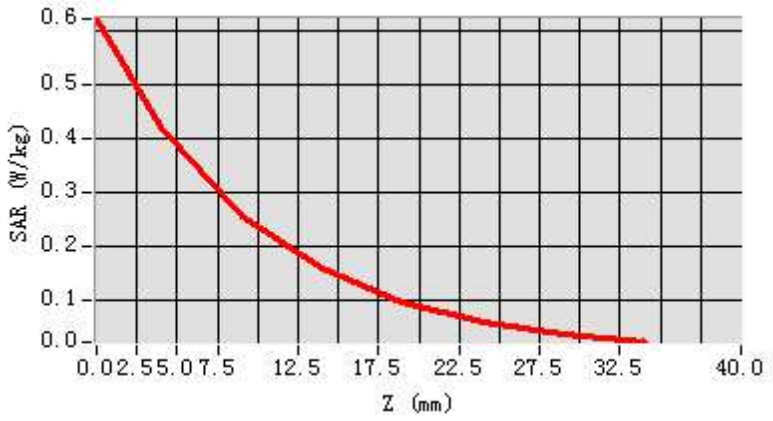

3D screen shot	Hot spot position
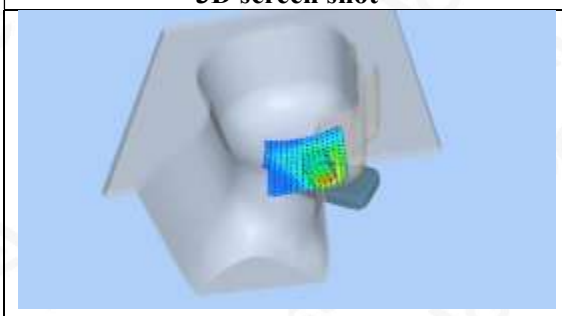	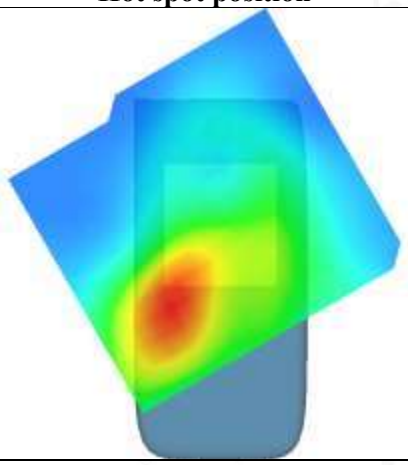

Any report having not been signed by authorized approver, or having been altered without authorization, or having not been stamped by the "Dedicated Testing/Inspection Stamp" is deemed to be invalid. Copying or excerpting portion of, or altering the content of the report is not permitted without the written authorization of AGC. The test results presented in the report apply only to the tested sample. Any objections to report issued by AGC should be submitted to AGC within 15days after the issuance of the test report. Further enquiry of validity or verification of the test report should be addressed to AGC by agc@agc-cert.com.

Test Laboratory: AGC Lab **Date: Jun. 07,2021**
LTE Band 2 Mid-Body-Front (50%RB#0)
DUT: Smartphone; Type: V20

Communication System: LTE; Communication System Band: LTE Band 2; Duty Cycle:1:1; Conv.F=4.72; Frequency:1880MHz; Medium parameters used: f = 1900 MHz; σ= 1.31 mho/m; εr =42.82; ρ= 1000 kg/m³ ;
Phantom section: Flat Section
Ambient temperature (℃): 21.6, Liquid temperature (℃): 21.4

SATIMO Configuration:
Probe: SSE5; Calibrated: Jun. 24,2020; Serial No.: SN 24/20 EP336
Sensor-Surface: 4mm (Mechanical Surface Detection)
Phantom: ELLI39 Phantom
Measurement SW: OpenSAR V4_02_35

Configuration/ LTE Band 2 Mid-Body-Front/Area Scan: Measurement grid: dx=8mm, dy=8mm
Configuration/ LTE Band 2 Mid-Body-Front/Zoom Scan: Measurement grid: dx=8mm,dy=8mm, dz=5m;

Area Scan	dx=8mm dy=8mm, h= 5.00 mm
Zoom Scan	5x5x7,dx=8mm dy=8mm dz=5mm
Phantom	ELLI
Device Position	Body Front
Band	LTE Band 2
Channels	Middle
Signal	OFDM (Crest factor: 1.0)

SURFACE SAR	VOLUME SAR
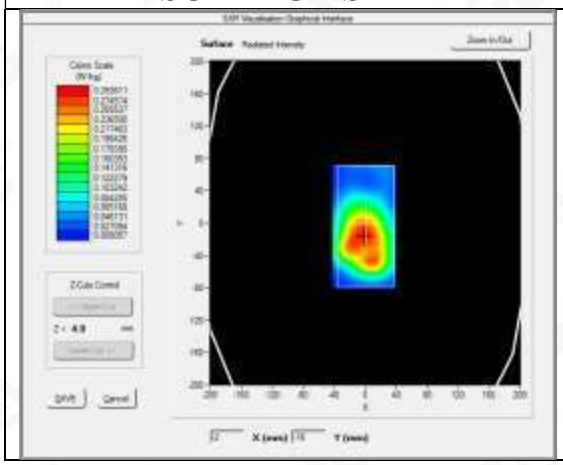	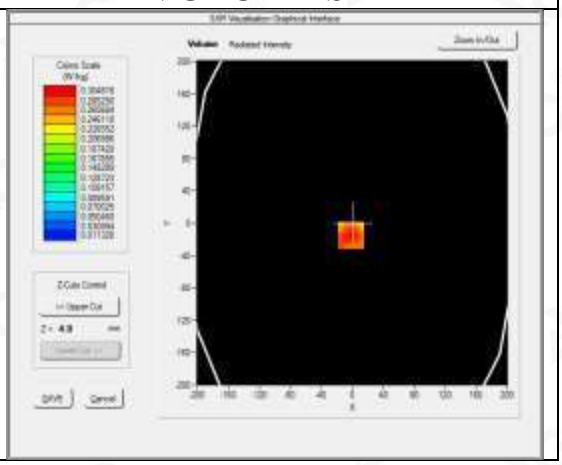

Maximum location: X=-2.00, Y=-15.00
SAR Peak: 0.44 W/kg

SAR 10g (W/Kg)	0.286924
SAR 1g (W/Kg)	0.393942

Any report having not been signed by authorized approver, or having been altered without authorization, or having not been stamped by the "Dedicated Testing/Inspection Stamp" is deemed to be invalid. Copying or excerpting portion of, or altering the content of the report is not permitted without the written authorization of AGC. The test results presented in the report apply only to the tested sample. Any objections to report issued by AGC should be submitted to AGC within 15days after the issuance of the test report. Further enquiry of validity or verification of the test report should be addressed to AGC by agc@agc-cert.com.

Z (mm)	0.00	4.00	9.00	14.00	19.00	24.00	29.00
SAR (W/Kg)	0.4300	0.3048	0.1954	0.1243	0.0790	0.0498	0.0315

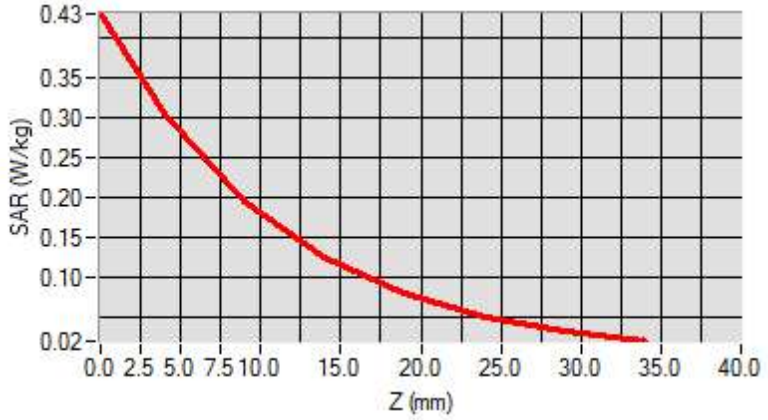

3D screen shot	Hot spot position
	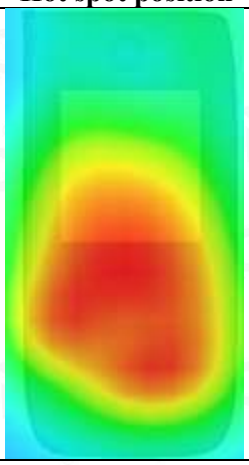

Any report having not been signed by authorized approver, or having been altered without authorization, or having not been stamped by the "Dedicated Testing/Inspection Stamp" is deemed to be invalid. Copying or excerpting portion of, or altering the content of the report is not permitted without the written authorization of AGC. The test results presented in the report apply only to the tested sample. Any objections to report issued by AGC should be submitted to AGC within 15days after the issuance of the test report. Further enquiry of validity or verification of the test report should be addressed to AGC by agc@agc-cert.com.

Test Laboratory: AGC Lab **Date: Jun. 08,2021**
LTE Band 4 Mid-Touch-Left (1 RB#0)
DUT: Smartphone; Type: V20

Communication System: LTE; Communication System Band: LTE Band 4; Duty Cycle:1:1; Conv.F=4.48; Frequency:1732.5 MHz; Medium parameters used: f =1750 MHz; σ= 1.33 mho/m; εr =42.06; ρ= 1000 kg/m³ ;
Phantom section: Left Section
Ambient temperature (℃): 21.7, Liquid temperature (℃): 21.5

SATIMO Configuration:
Probe: SSE5; Calibrated: Jun. 24,2020; Serial No.: SN 24/20 EP336
Sensor-Surface: 4mm (Mechanical Surface Detection)
Phantom: SAM twin phantom
Measurement SW: OpenSAR V4_02_35

Configuration/ LTE Band 4 Mid- Touch-Left /Area Scan: Measurement grid: dx=8mm, dy=8mm
Configuration/ LTE Band 4 Mid- Touch-Left /Zoom Scan: Measurement grid: dx=8mm,dy=8mm, dz=5mm;

Area Scan	dx=8mm dy=8mm, h= 5.00 mm
Zoom Scan	5x5x7,dx=8mm dy=8mm dz=5mm
Phantom	Left head
Device Position	Cheek
Band	LTE Band 4
Channels	Middle
Signal	OFDM (Crest factor: 1.0)

SURFACE SAR	VOLUME SAR
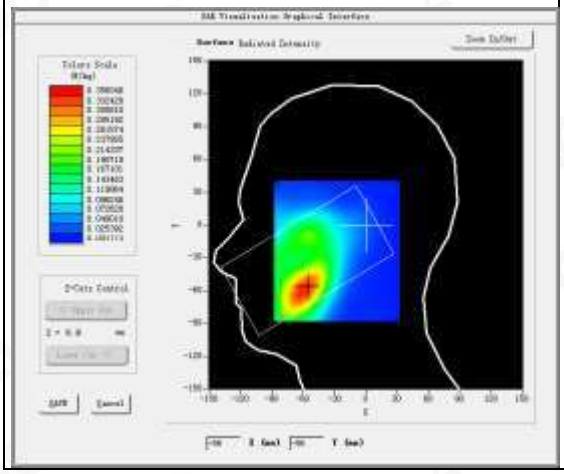	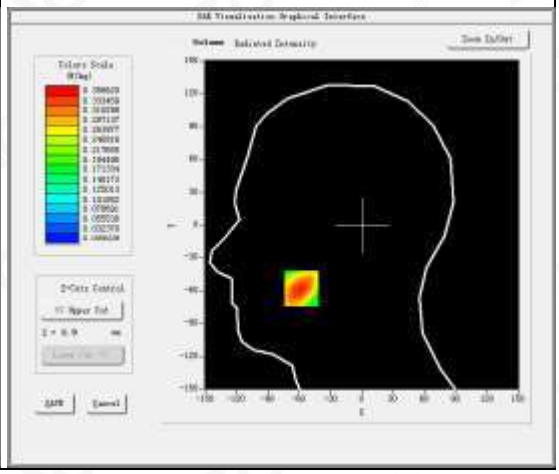

Maximum location: X=-58.00, Y=-58.00
SAR Peak: 0.53 W/kg

SAR 10g (W/Kg)	0.202167
SAR 1g (W/Kg)	0.343226

Any report having not been signed by authorized approver, or having been altered without authorization, or having not been stamped by the "Dedicated Testing/Inspection Stamp" is deemed to be invalid. Copying or excerpting portion of, or altering the content of the report is not permitted without the written authorization of AGC. The test results presented in the report apply only to the tested sample. Any objections to report issued by AGC should be submitted to AGC within 15days after the issuance of the test report. Further enquiry of validity or verification of the test report should be addressed to AGC by agc@agc-cert.com.

Z (mm)	0.00	4.00	9.00	14.00	19.00	24.00	29.00
SAR (W/Kg)	0.5349	0.3566	0.2142	0.1369	0.0865	0.0559	0.0364

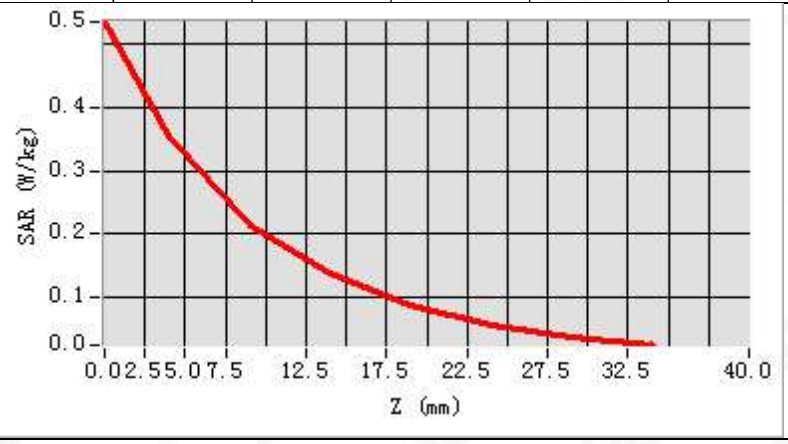

3D screen shot	Hot spot position
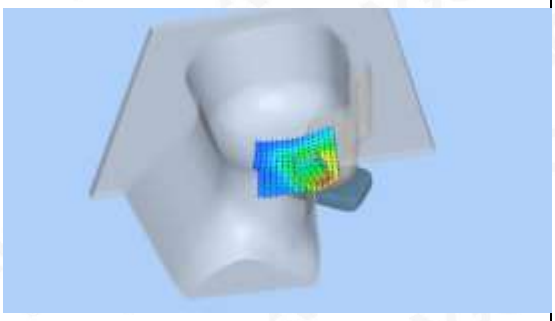	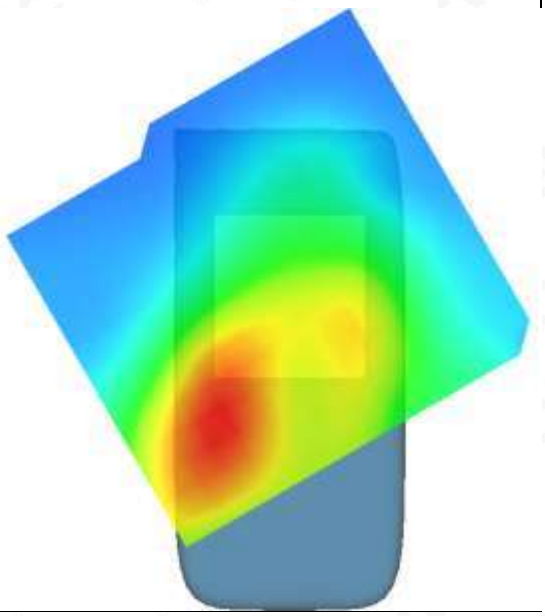

Any report having not been signed by authorized approver, or having been altered without authorization, or having not been stamped by the "Dedicated Testing/Inspection Stamp" is deemed to be invalid. Copying or excerpting portion of, or altering the content of the report is not permitted without the written authorization of AGC. The test results presented in the report apply only to the tested sample. Any objections to report issued by AGC should be submitted to AGC within 15days after the issuance of the test report. Further enquiry of validity or verification of the test report should be addressed to AGC by agc@agc-cert.com.

Test Laboratory: AGC Lab **Date: Jun. 08,2021**
LTE Band 4 Mid-Body-Front (1 RB#0)
DUT: Smartphone; Type: V20

Communication System: LTE; Communication System Band: LTE Band 4; Duty Cycle:1:1; Conv.F=4.48;
Frequency:1732.5 MHz; Medium parameters used: f = 1800 MHz; σ= 1.33 mho/m; εr =42.06; ρ= 1000 kg/m³ ;
Phantom section: Flat Section
Ambient temperature (℃): 21.7, Liquid temperature (℃): 21.5

SATIMO Configuration:
Probe: SSE5; Calibrated: Jun. 24,2020; Serial No.: SN 24/20 EP336
Sensor-Surface: 4mm (Mechanical Surface Detection)
Phantom: ELLI39 Phantom
Measurement SW: OpenSAR V4_02_35

Configuration/ LTE Band 4 Mid-Body- Front /Area Scan: Measurement grid: dx=8mm, dy=8mm
Configuration/ LTE Band 4 Mid-Body- Front /Zoom Scan: Measurement grid: dx=8mm,dy=8mm, dz=5m;

Area Scan	dx=8mm dy=8mm, h= 5.00 mm
Zoom Scan	5x5x7,dx=8mm dy=8mm dz=5mm
Phantom	ELLI
Device Position	Body Front
Band	LTE Band 4
Channels	Middle
Signal	OFDM (Crest factor: 1.0)

SURFACE SAR	VOLUME SAR
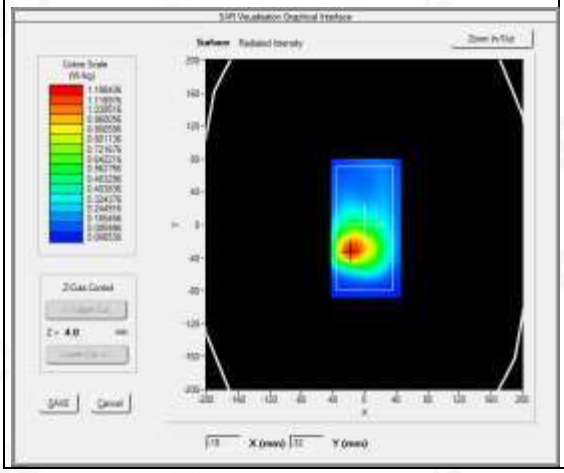	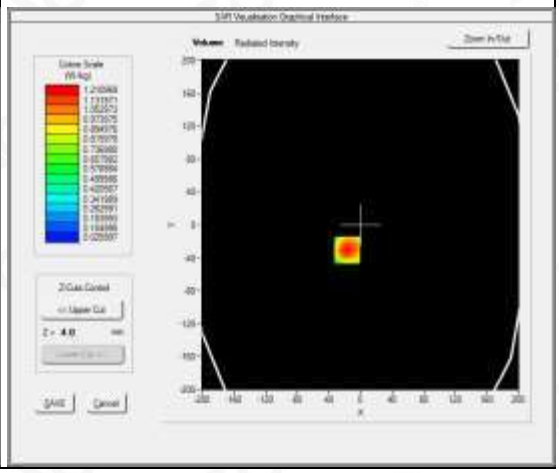

Maximum location: X=-17.00, Y=-31.00
SAR Peak: 1.82 W/kg

SAR 10g (W/Kg)	0.661494
SAR 1g (W/Kg)	1.145479

Any report having not been signed by authorized approver, or having been altered without authorization, or having not been stamped by the "Dedicated Testing/Inspection Stamp" is deemed to be invalid. Copying or excerpting portion of, or altering the content of the report is not permitted without the written authorization of AGC. The test results presented in the report apply only to the tested sample. Any objections to report issued by AGC should be submitted to AGC within 15days after the issuance of the test report. Further enquiry of validity or verification of the test report should be addressed to AGC by agc@agc-cert.com.

Z (mm)	0.00	4.00	9.00	14.00	19.00	24.00	29.00
SAR (W/Kg)	1.7901	1.2110	0.7319	0.4503	0.2763	0.1694	0.1026

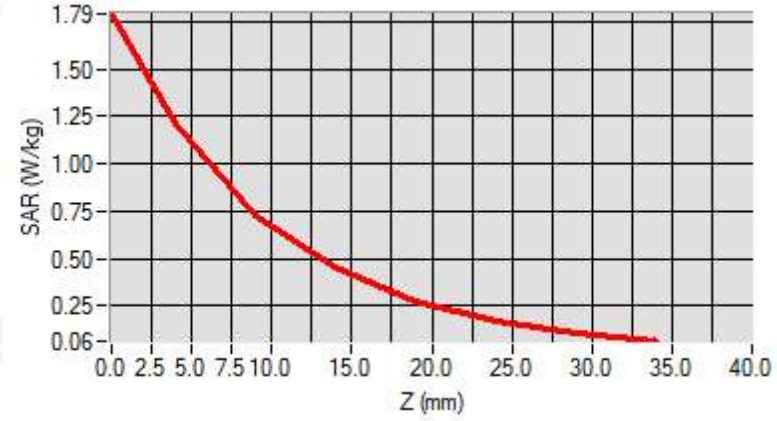

3D screen shot	Hot spot position
	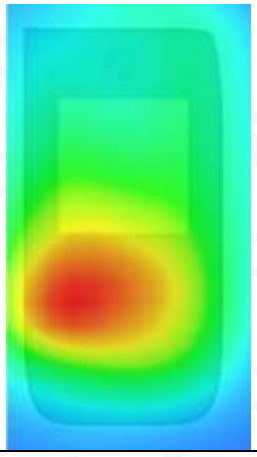

Any report having not been signed by authorized approver, or having been altered without authorization, or having not been stamped by the "Dedicated Testing/Inspection Stamp" is deemed to be invalid. Copying or excerpting portion of, or altering the content of the report is not permitted without the written authorization of AGC. The test results presented in the report apply only to the tested sample. Any objections to report issued by AGC should be submitted to AGC within 15days after the issuance of the test report. Further enquiry of validity or verification of the test report should be addressed to AGC by agc@agc-cert.com.

Test Laboratory: AGC Lab **Date: Jun. 08,2021**
LTE Band 4 Mid-Touch-Left (50% RB#0)
DUT: Smartphone; Type: V20

Communication System: LTE; Communication System Band: LTE Band 4; Duty Cycle:1:1; Conv.F=4.48;
Frequency:1732.5 MHz; Medium parameters used: f =1750 MHz; σ= 1.33 mho/m; εr =42.06; ρ= 1000 kg/m³ ;
Phantom section: Left Section
Ambient temperature (℃): 21.7, Liquid temperature (℃): 21.5

SATIMO Configuration:
Probe: SSE5; Calibrated: Jun. 24,2020; Serial No.: SN 24/20 EP336
Sensor-Surface: 4mm (Mechanical Surface Detection)
Phantom: SAM twin phantom
Measurement SW: OpenSAR V4_02_35

Configuration/ LTE Band 4 Mid- Touch-Left /Area Scan: Measurement grid: dx=8mm, dy=8mm
Configuration/ LTE Band 4 Mid- Touch-Left /Zoom Scan: Measurement grid: dx=8mm,dy=8mm, dz=5mm;

Area Scan	dx=8mm dy=8mm, h= 5.00 mm
Zoom Scan	5x5x7,dx=8mm dy=8mm dz=5mm
Phantom	Left head
Device Position	Cheek
Band	LTE Band 4
Channels	Middle
Signal	OFDM (Crest factor: 1.0)

SURFACE SAR	VOLUME SAR
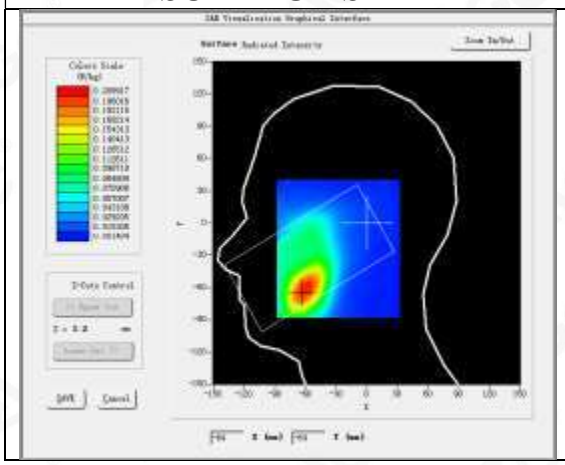	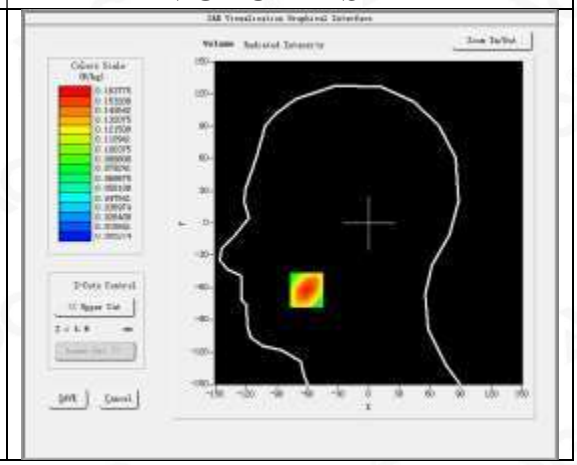

Maximum location: X=-61.00, Y=-62.00
SAR Peak: 0.26 W/kg

SAR 10g (W/Kg)	0.193795
SAR 1g (W/Kg)	0.259929

Any report having not been signed by authorized approver, or having been altered without authorization, or having not been stamped by the "Dedicated Testing/Inspection Stamp" is deemed to be invalid. Copying or excerpting portion of, or altering the content of the report is not permitted without the written authorization of AGC. The test results presented in the report apply only to the tested sample. Any objections to report issued by AGC should be submitted to AGC within 15days after the issuance of the test report. Further enquiry of validity or verification of the test report should be addressed to AGC by agc@agc-cert.com.

Z (mm)	0.00	4.00	9.00	14.00	19.00	24.00	29.00
SAR (W/Kg)	0.2594	0.1638	0.0915	0.0727	0.0417	0.0327	0.0214

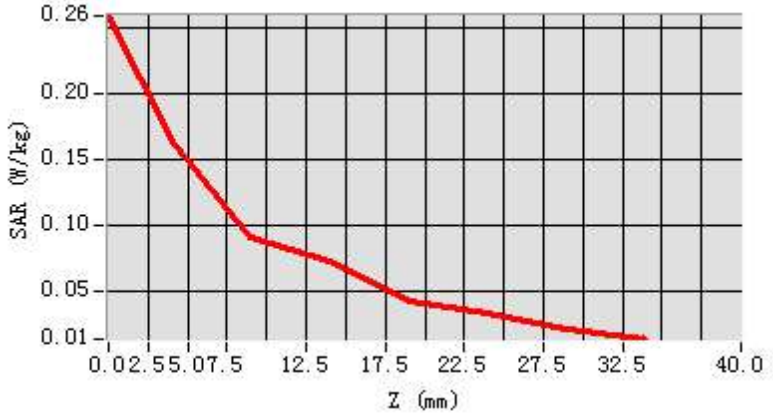

3D screen shot	Hot spot position
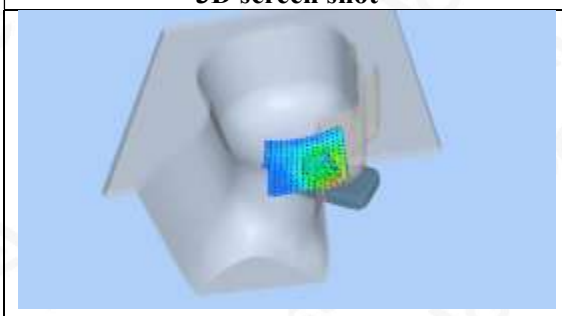	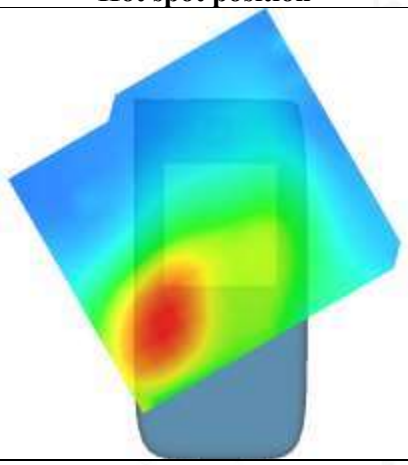

Any report having not been signed by authorized approver, or having been altered without authorization, or having not been stamped by the "Dedicated Testing/Inspection Stamp" is deemed to be invalid. Copying or excerpting portion of, or altering the content of the report is not permitted without the written authorization of AGC. The test results presented in the report apply only to the tested sample. Any objections to report issued by AGC should be submitted to AGC within 15days after the issuance of the test report. Further enquiry of validity or verification of the test report should be addressed to AGC by agc@agc-cert.com.

Test Laboratory: AGC Lab **Date: Jun. 08,2021**
LTE Band 4 Mid-Body-Front (50% RB#0)
DUT: Smartphone; Type: V20

Communication System: LTE; Communication System Band: LTE Band 4; Duty Cycle:1:1; Conv.F=4.48;
Frequency:1732.5 MHz; Medium parameters used: f = 1800 MHz; σ= 1.33 mho/m; εr =42.06; ρ= 1000 kg/m³ ;
Phantom section: Flat Section
Ambient temperature (℃): 21.7, Liquid temperature (℃): 21.5

SATIMO Configuration:
Probe: SSE5; Calibrated: Jun. 24,2020; Serial No.: SN 24/20 EP336
Sensor-Surface: 4mm (Mechanical Surface Detection)
Phantom: ELLI39 Phantom
Measurement SW: OpenSAR V4_02_35

Configuration/ LTE Band 4 Mid-Body- Front /Area Scan: Measurement grid: dx=8mm, dy=8mm
Configuration/ LTE Band 4 Mid-Body- Front /Zoom Scan: Measurement grid: dx=8mm,dy=8mm, dz=5m;

Area Scan	dx=8mm dy=8mm, h= 5.00 mm
Zoom Scan	5x5x7,dx=8mm dy=8mm dz=5mm
Phantom	ELLI
Device Position	Body Front
Band	LTE Band 4
Channels	Middle
Signal	OFDM (Crest factor: 1.0)

SURFACE SAR	VOLUME SAR
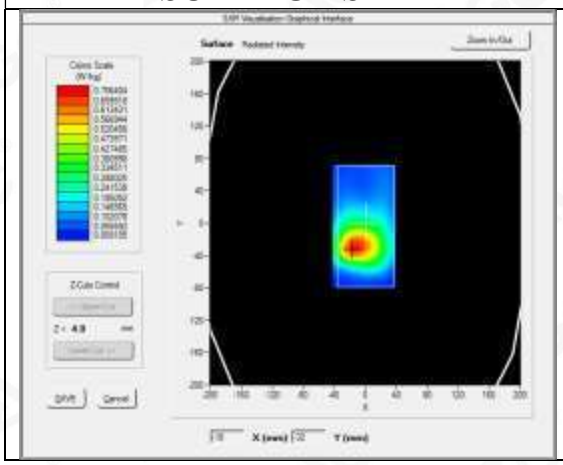	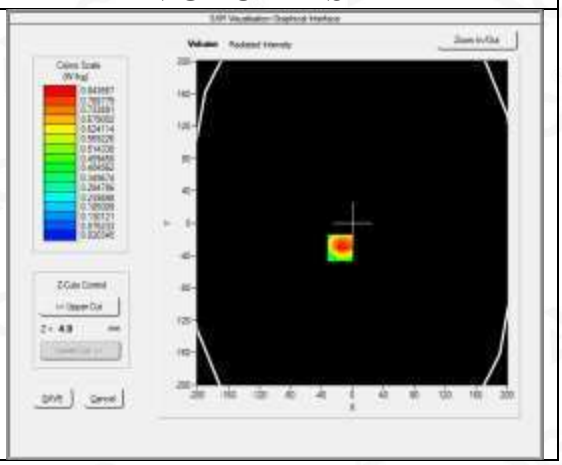

Maximum location: X=-16.00, Y=-31.00
SAR Peak: 1.20 W/kg

SAR 10g (W/Kg)	0.492705
SAR 1g (W/Kg)	0.808234

Any report having not been signed by authorized approver, or having been altered without authorization, or having not been stamped by the "Dedicated Testing/Inspection Stamp" is deemed to be invalid. Copying or excerpting portion of, or altering the content of the report is not permitted without the written authorization of AGC. The test results presented in the report apply only to the tested sample. Any objections to report issued by AGC should be submitted to AGC within 15days after the issuance of the test report. Further enquiry of validity or verification of the test report should be addressed to AGC by agc@agc-cert.com.

Z (mm)	0.00	4.00	9.00	14.00	19.00	24.00	29.00
SAR (W/Kg)	1.1592	0.8437	0.5518	0.3483	0.2171	0.1343	0.0836

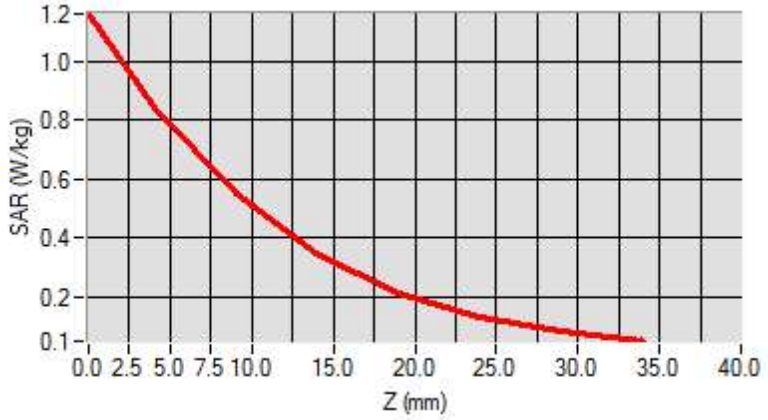

3D screen shot	Hot spot position
	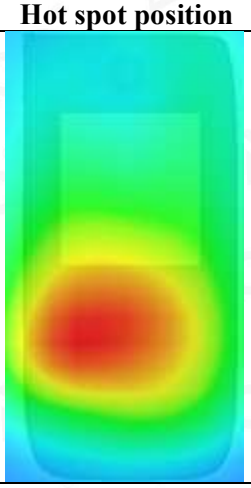

Any report having not been signed by authorized approver, or having been altered without authorization, or having not been stamped by the "Dedicated Testing/Inspection Stamp" is deemed to be invalid. Copying or excerpting portion of, or altering the content of the report is not permitted without the written authorization of AGC. The test results presented in the report apply only to the tested sample. Any objections to report issued by AGC should be submitted to AGC within 15days after the issuance of the test report. Further enquiry of validity or verification of the test report should be addressed to AGC by agc@agc-cert.com.

Test Laboratory: AGC Lab **Date: Jun. 04,2021**
LTE Band 5 Mid-Touch-Right (1 RB#0)
DUT: Smartphone; Type: V20

Communication System: LTE; Communication System Band: LTE Band 5; Duty Cycle:1:1; Conv.F=5.26
Frequency: 836.5 MHz; Medium parameters used: f = 835 MHz; σ=0.92 mho/m; εr =40.28; ρ= 1000 kg/m³ ;
Phantom section: Right Section
Ambient temperature (℃): 22.2, Liquid temperature (℃): 22.0

SATIMO Configuration:
Probe: SSE5; Calibrated: Jun. 24,2020; Serial No.: SN 24/20 EP336
Sensor-Surface: 4mm (Mechanical Surface Detection)
Phantom: SAM twin phantom
Measurement SW: OpenSAR V4_02_35

Configuration/ LTE Band 5 Mid- Touch-Right /Area Scan: Measurement grid: dx=8mm, dy=8mm
Configuration/ LTE Band 5 Mid- Touch-Right /Zoom Scan: Measurement grid: dx=8mm,dy=8mm, dz=5mm;

Area Scan	dx=8mm dy=8mm, h= 5.00 mm
Zoom Scan	5x5x7,dx=8mm dy=8mm dz=5mm
Phantom	Right head
Device Position	Cheek
Band	LTE Band 5
Channels	Middle
Signal	OFDM (Crest factor: 1.0)

SURFACE SAR	VOLUME SAR
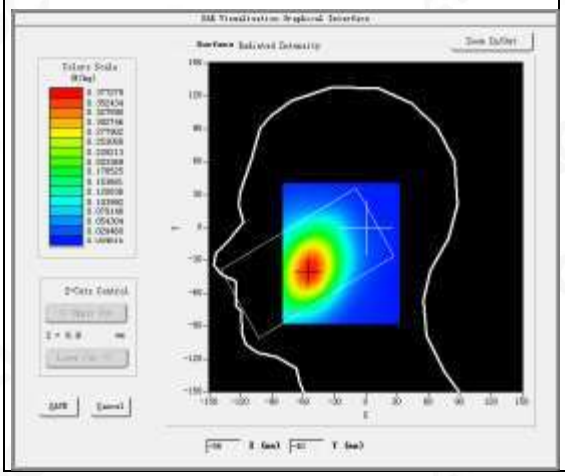	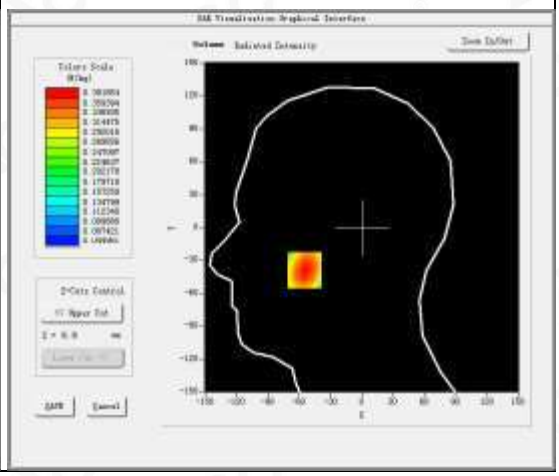

Maximum location: X=-55.00, Y=-39.00
SAR Peak: 0.46 W/kg

SAR 10g (W/Kg)	0.274911
SAR 1g (W/Kg)	0.369772

Any report having not been signed by authorized approver, or having been altered without authorization, or having not been stamped by the "Dedicated Testing/Inspection Stamp" is deemed to be invalid. Copying or excerpting portion of, or altering the content of the report is not permitted without the written authorization of AGC. The test results presented in the report apply only to the tested sample. Any objections to report issued by AGC should be submitted to AGC within 15days after the issuance of the test report. Further enquiry of validity or verification of the test report should be addressed to AGC by agc@agc-cert.com.

Z (mm)	0.00	4.00	9.00	14.00	19.00	24.00	29.00
SAR (W/Kg)	0.4525	0.3819	0.3076	0.2454	0.1964	0.1531	0.1210

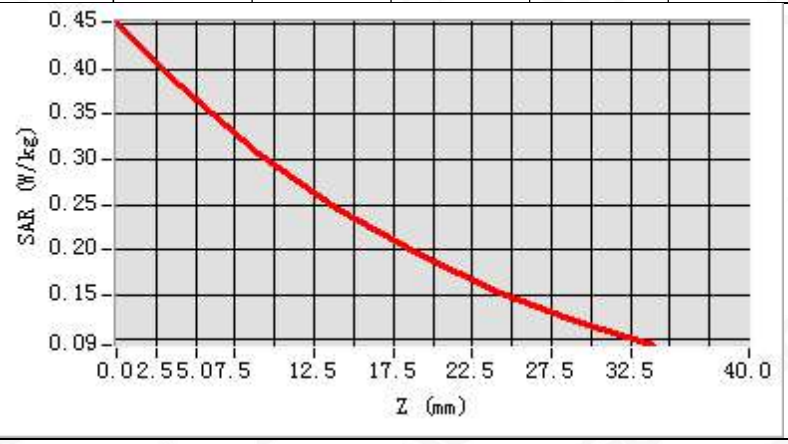

3D screen shot	Hot spot position
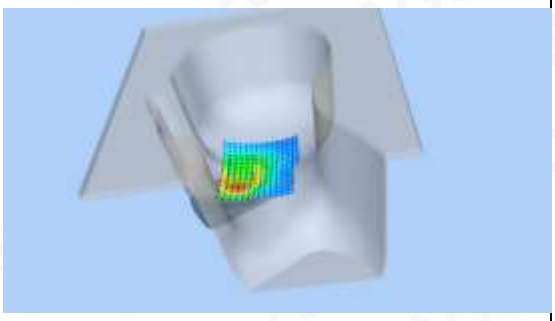	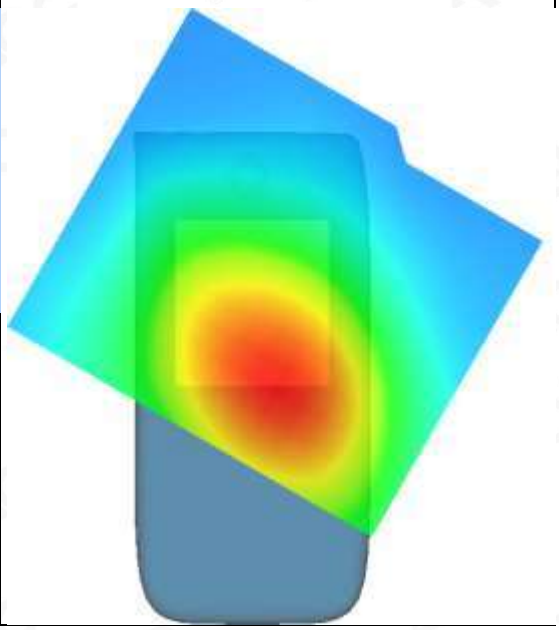

Any report having not been signed by authorized approver, or having been altered without authorization, or having not been stamped by the "Dedicated Testing/Inspection Stamp" is deemed to be invalid. Copying or excerpting portion of, or altering the content of the report is not permitted without the written authorization of AGC. The test results presented in the report apply only to the tested sample. Any objections to report issued by AGC should be submitted to AGC within 15days after the issuance of the test report. Further enquiry of validity or verification of the test report should be addressed to AGC by agc@agc-cert.com.

Test Laboratory: AGC Lab **Date: Jun. 04,2021**
LTE Band 5 Mid-Body-Back (1 RB#0)
DUT: Smartphone; Type: V20

Communication System: LTE; Communication System Band: LTE Band 5; Duty Cycle:1:1; Conv.F=5.26
Frequency:836.5 MHz; Medium parameters used: f = 835 MHz; σ=0.92mho/m; εr =40.28; ρ= 1000 kg/m³ ;
Phantom section: Flat Section
Ambient temperature (℃): 22.2, Liquid temperature (℃): 22.0

SATIMO Configuration:
Probe: SSE5; Calibrated: Jun. 24,2020; Serial No.: SN 24/20 EP336
Sensor-Surface: 4mm (Mechanical Surface Detection)
Phantom: ELLI39 Phantom
Measurement SW: OpenSAR V4_02_35

Configuration/ LTE Band 5 Mid-Body-back/Area Scan: Measurement grid: dx=8mm, dy=8mm
Configuration/ LTE Band 5 Mid-Body-back/Zoom Scan: Measurement grid: dx=8mm,dy=8mm, dz=5m;

Area Scan	dx=8mm dy=8mm, h= 5.00 mm
Zoom Scan	5x5x7,dx=8mm dy=8mm dz=5mm
Phantom	ELLI
Device Position	Body Back
Band	LTE Band 5
Channels	Middle
Signal	OFDM (Crest factor: 1.0)

SURFACE SAR	VOLUME SAR
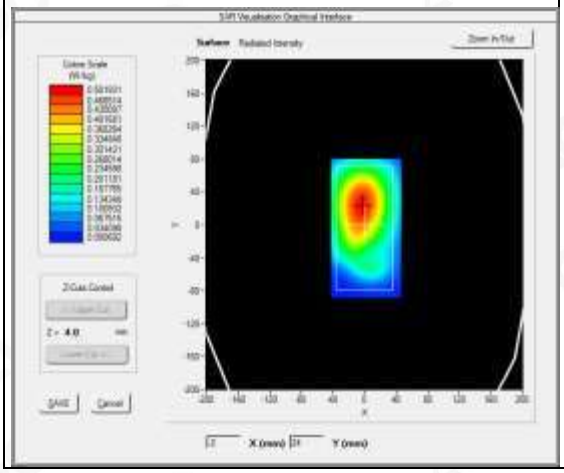	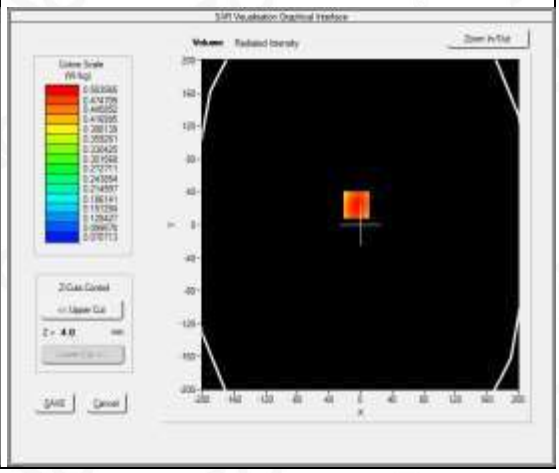

Maximum location: X=-5.00, Y=24.00
SAR Peak: 0.64 W/kg

SAR 10g (W/Kg)	0.360661
SAR 1g (W/Kg)	0.489458

Any report having not been signed by authorized approver, or having been altered without authorization, or having not been stamped by the "Dedicated Testing/Inspection Stamp" is deemed to be invalid. Copying or excerpting portion of, or altering the content of the report is not permitted without the written authorization of AGC. The test results presented in the report apply only to the tested sample. Any objections to report issued by AGC should be submitted to AGC within 15days after the issuance of the test report. Further enquiry of validity or verification of the test report should be addressed to AGC by agc@agc-cert.com.

Z (mm)	0.00	4.00	9.00	14.00	19.00	24.00	29.00
SAR (W/Kg)	0.6368	0.5036	0.3830	0.2967	0.2299	0.1744	0.1301

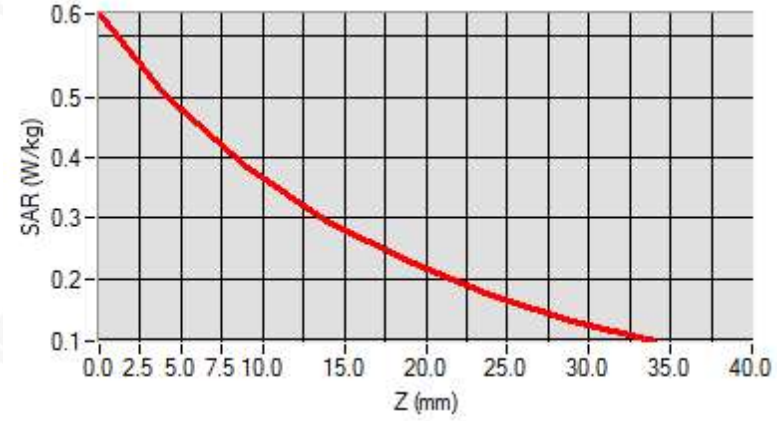

3D screen shot	Hot spot position
	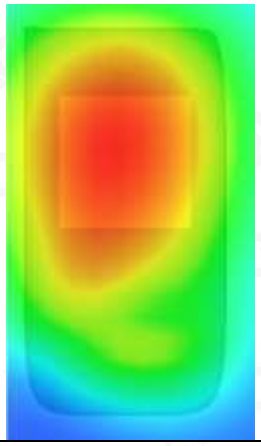

Any report having not been signed by authorized approver, or having been altered without authorization, or having not been stamped by the "Dedicated Testing/Inspection Stamp" is deemed to be invalid. Copying or excerpting portion of, or altering the content of the report is not permitted without the written authorization of AGC. The test results presented in the report apply only to the tested sample. Any objections to report issued by AGC should be submitted to AGC within 15days after the issuance of the test report. Further enquiry of validity or verification of the test report should be addressed to AGC by agc@agc-cert.com.

Attestation of Global Compliance(Shenzhen)Co., Ltd
Attestation of Global Compliance(Shenzhen)Std & Tech Co., Ltd
Tel: +86-755 2523 4088 E-mail: agc@agc-cert.com Web: http://cn.agc-cert.com/

Test Laboratory: AGC Lab **Date: Jun. 04,2021**
LTE Band 5 Mid-Touch-Right (50% RB#0)
DUT: Smartphone; Type: V20

Communication System: LTE; Communication System Band: LTE Band 5; Duty Cycle:1:1; Conv.F=5.26
Frequency: 836.5 MHz; Medium parameters used: f = 835 MHz; σ=0.92 mho/m; εr =40.28; ρ= 1000 kg/m³ ;
Phantom section: Right Section
Ambient temperature (℃): 22.2, Liquid temperature (℃): 22.0

SATIMO Configuration:
Probe: SSE5; Calibrated: Jun. 24,2020; Serial No.: SN 24/20 EP336
Sensor-Surface: 4mm (Mechanical Surface Detection)
Phantom: SAM twin phantom
Measurement SW: OpenSAR V4_02_35

Configuration/ LTE Band 5 Mid- Touch-Right /Area Scan: Measurement grid: dx=8mm, dy=8mm
Configuration/ LTE Band 5 Mid- Touch-Right /Zoom Scan: Measurement grid: dx=8mm,dy=8mm, dz=5mm;

Area Scan	dx=8mm dy=8mm, h= 5.00 mm
Zoom Scan	5x5x7,dx=8mm dy=8mm dz=5mm
Phantom	Right head
Device Position	Cheek
Band	LTE Band 5
Channels	Middle
Signal	OFDM (Crest factor: 1.0)

SURFACE SAR	VOLUME SAR
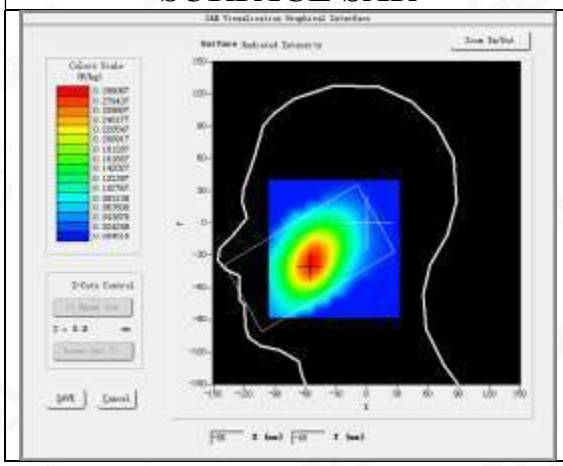	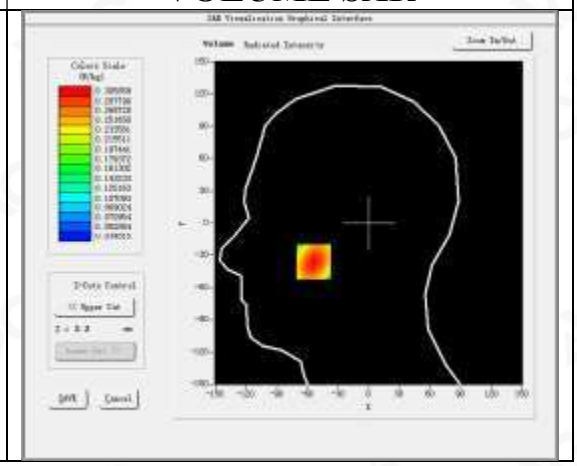

Maximum location: X=-54.00, Y=-36.00
SAR Peak: 0.37 W/kg

SAR 10g (W/Kg)	0.215898
SAR 1g (W/Kg)	0.295304

Any report having not been signed by authorized approver, or having been altered without authorization, or having not been stamped by the "Dedicated Testing/Inspection Stamp" is deemed to be invalid. Copying or excerpting portion of, or altering the content of the report is not permitted without the written authorization of AGC. The test results presented in the report apply only to the tested sample. Any objections to report issued by AGC should be submitted to AGC within 15days after the issuance of the test report. Further enquiry of validity or verification of the test report should be addressed to AGC by agc@agc-cert.com.

Z (mm)	0.00	4.00	9.00	14.00	19.00	24.00	29.00
SAR (W/Kg)	0.3715	0.3059	0.2389	0.1889	0.1454	0.1134	0.0873

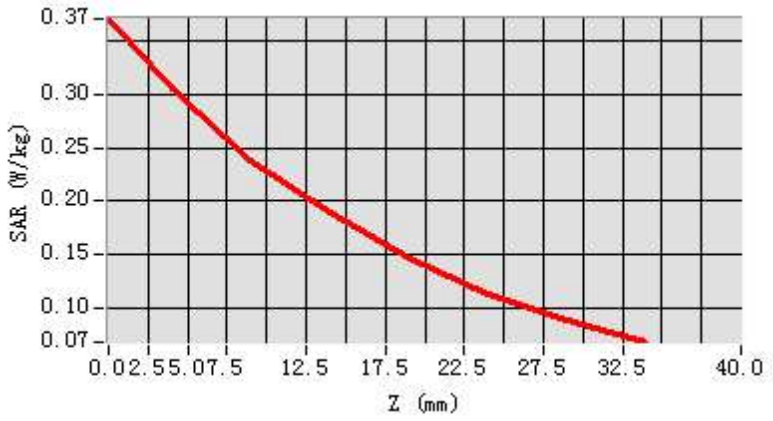

3D screen shot	Hot spot position
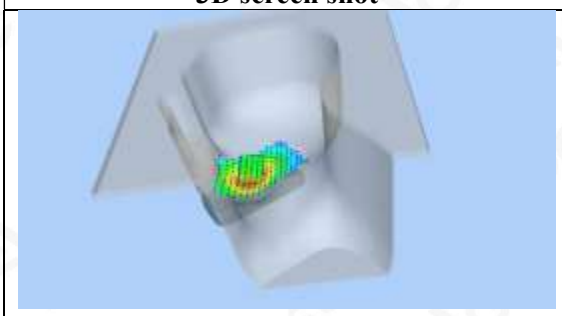	

Any report having not been signed by authorized approver, or having been altered without authorization, or having not been stamped by the "Dedicated Testing/Inspection Stamp" is deemed to be invalid. Copying or excerpting portion of, or altering the content of the report is not permitted without the written authorization of AGC. The test results presented in the report apply only to the tested sample. Any objections to report issued by AGC should be submitted to AGC within 15days after the issuance of the test report. Further enquiry of validity or verification of the test report should be addressed to AGC by agc@agc-cert.com.

Test Laboratory: AGC Lab **Date: Jun. 04,2021**
LTE Band 5 Mid-Body-Back (50% RB#0)
DUT: Smartphone; Type: V20

Communication System: LTE; Communication System Band: LTE Band 5; Duty Cycle:1:1; Conv.F=5.26
Frequency:836.5 MHz; Medium parameters used: f = 835 MHz; σ=0.92mho/m; εr =40.28; ρ= 1000 kg/m³ ;
Phantom section: Flat Section
Ambient temperature (℃): 22.2, Liquid temperature (℃): 22.0

SATIMO Configuration:
Probe: SSE5; Calibrated: Jun. 24,2020; Serial No.: SN 24/20 EP336
Sensor-Surface: 4mm (Mechanical Surface Detection)
Phantom: ELLI39 Phantom
Measurement SW: OpenSAR V4_02_35

Configuration/ LTE Band 5 Mid-Body-back/Area Scan: Measurement grid: dx=8mm, dy=8mm
Configuration/ LTE Band 5 Mid-Body-back/Zoom Scan: Measurement grid: dx=8mm,dy=8mm, dz=5m;

Area Scan	dx=8mm dy=8mm, h= 5.00 mm
Zoom Scan	5x5x7,dx=8mm dy=8mm dz=5mm
Phantom	ELLI
Device Position	Body Back
Band	LTE Band 5
Channels	Middle
Signal	OFDM (Crest factor: 1.0)

SURFACE SAR	VOLUME SAR
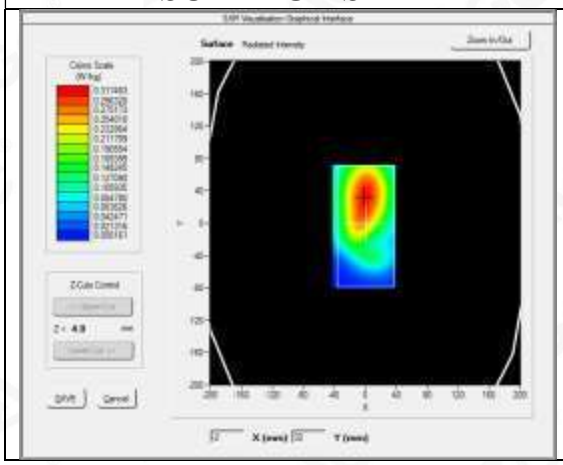	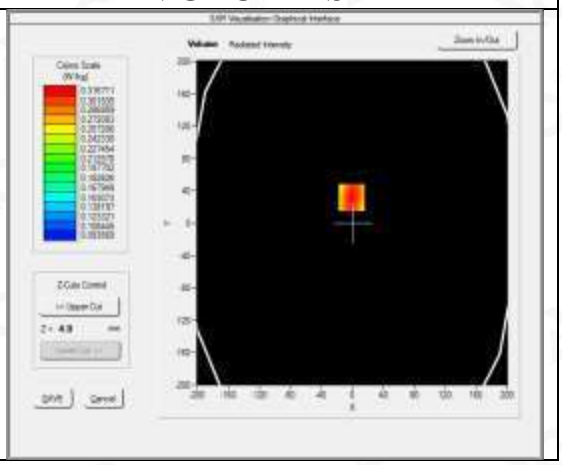

Maximum location: X=-1.00, Y=32.00
SAR Peak: 0.35 W/kg

SAR 10g (W/Kg)	0.255839
SAR 1g (W/Kg)	0.307332

Any report having not been signed by authorized approver, or having been altered without authorization, or having not been stamped by the "Dedicated Testing/Inspection Stamp" is deemed to be invalid. Copying or excerpting portion of, or altering the content of the report is not permitted without the written authorization of AGC. The test results presented in the report apply only to the tested sample. Any objections to report issued by AGC should be submitted to AGC within 15days after the issuance of the test report. Further enquiry of validity or verification of the test report should be addressed to AGC by agc@agc-cert.com.

Z (mm)	0.00	4.00	9.00	14.00	19.00	24.00	29.00
SAR (W/Kg)	0.3447	0.3167	0.2759	0.2371	0.2006	0.1710	0.1501

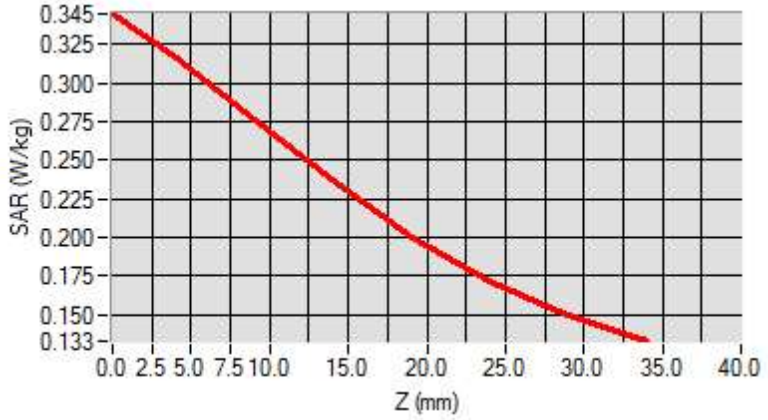

3D screen shot	Hot spot position
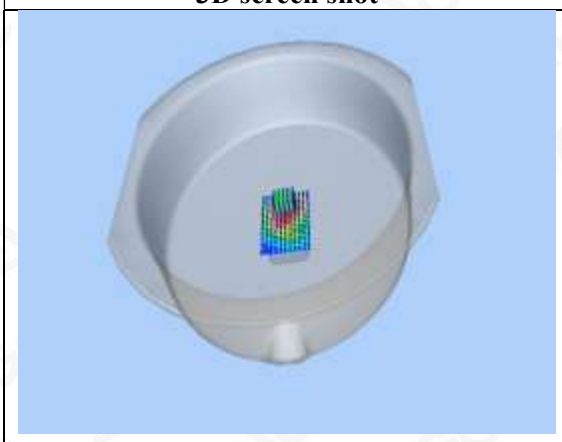	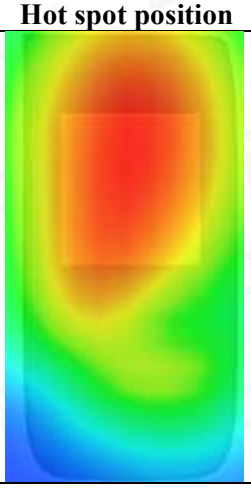

Any report having not been signed by authorized approver, or having been altered without authorization, or having not been stamped by the "Dedicated Testing/Inspection Stamp" is deemed to be invalid. Copying or excerpting portion of, or altering the content of the report is not permitted without the written authorization of AGC. The test results presented in the report apply only to the tested sample. Any objections to report issued by AGC should be submitted to AGC within 15days after the issuance of the test report. Further enquiry of validity or verification of the test report should be addressed to AGC by agc@agc-cert.com.

Test Laboratory: AGC Lab **Date: May. 26,2021**
LTE Band 12 Mid-Touch-Left (1 RB#0)
DUT: Smartphone; Type: V20

Communication System: LTE; Communication System Band: LTE Band 12; Duty Cycle:1:1; Conv.F=5.06
Frequency: 707.5 MHz; Medium parameters used: f = 750 MHz; σ=0.82 mho/m; εr =45.21; ρ= 1000 kg/m³ ;
Phantom section: Left Section
Ambient temperature (℃): 21.0, Liquid temperature (℃): 20.7

SATIMO Configuration:
Probe: SSE5; Calibrated: Jun. 24,2020; Serial No.: SN 24/20 EP336
Sensor-Surface: 4mm (Mechanical Surface Detection)
Phantom: SAM twin phantom
Measurement SW: OpenSAR V4_02_35

Configuration/ LTE Band 12 Mid- Touch-Left /Area Scan: Measurement grid: dx=8mm, dy=8mm
Configuration/ LTE Band 12 Mid- Touch-Left /Zoom Scan: Measurement grid: dx=8mm,dy=8mm, dz=5mm;

Area Scan	dx=8mm dy=8mm, h= 5.00 mm
Zoom Scan	5x5x7,dx=8mm dy=8mm dz=5mm
Phantom	Left head
Device Position	Cheek
Band	LTE Band 12
Channels	Middle
Signal	OFDM (Crest factor: 1.0)

SURFACE SAR	VOLUME SAR
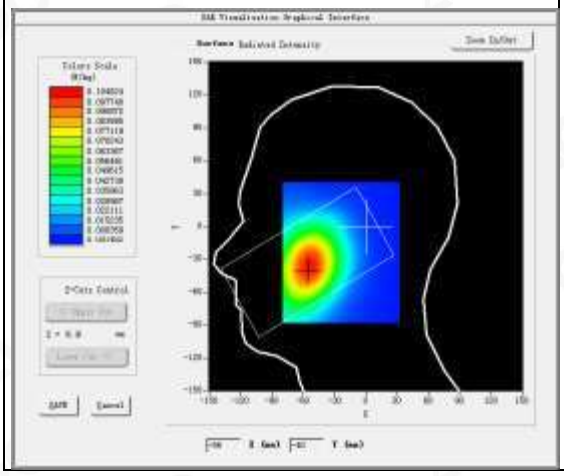	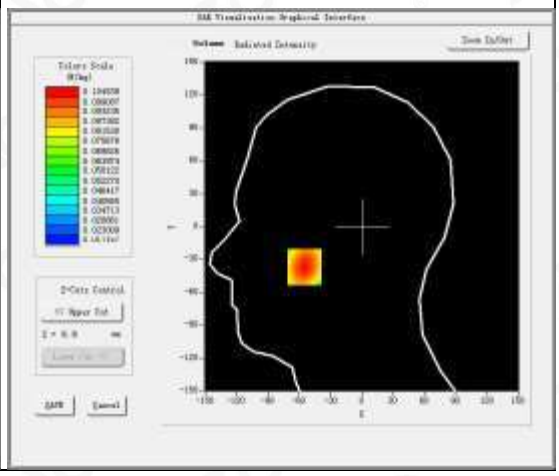

Maximum location: X=-55.00, Y=-37.00
SAR Peak: 0.12 W/kg

SAR 10g (W/Kg)	0.080406
SAR 1g (W/Kg)	0.103571

Any report having not been signed by authorized approver, or having been altered without authorization, or having not been stamped by the "Dedicated Testing/Inspection Stamp" is deemed to be invalid. Copying or excerpting portion of, or altering the content of the report is not permitted without the written authorization of AGC. The test results presented in the report apply only to the tested sample. Any objections to report issued by AGC should be submitted to AGC within 15days after the issuance of the test report. Further enquiry of validity or verification of the test report should be addressed to AGC by agc@agc-cert.com.

Z (mm)	0.00	4.00	9.00	14.00	19.00	24.00	29.00
SAR (W/Kg)	0.1202	0.1049	0.0876	0.0725	0.0600	0.0493	0.0405

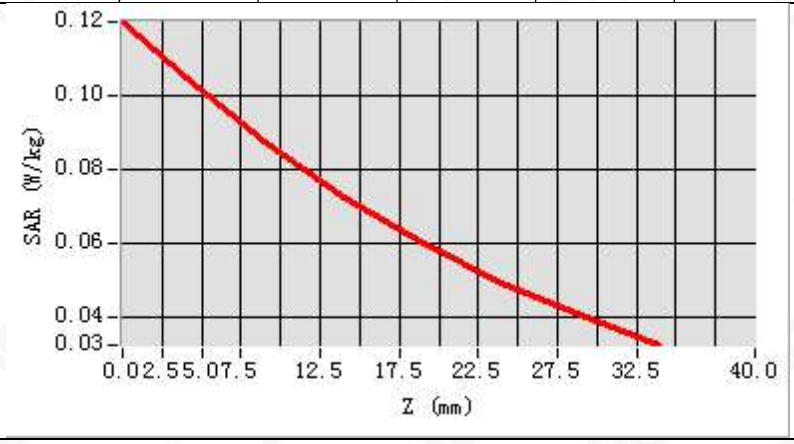

3D screen shot	Hot spot position
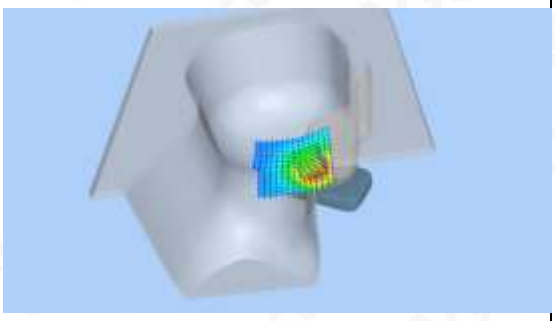	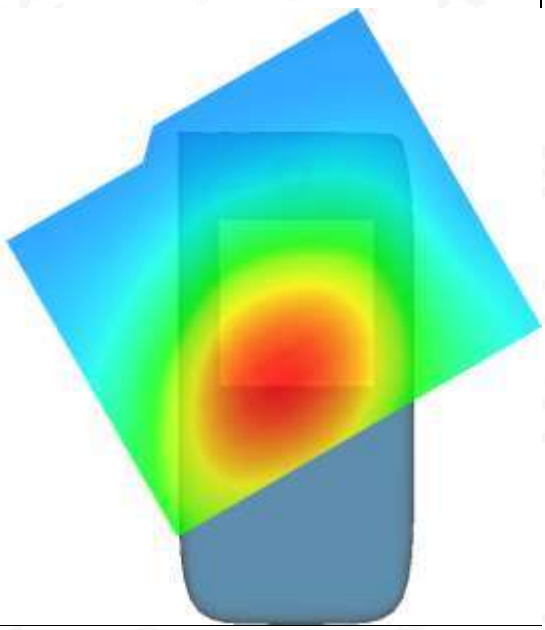

Any report having not been signed by authorized approver, or having been altered without authorization, or having not been stamped by the "Dedicated Testing/Inspection Stamp" is deemed to be invalid. Copying or excerpting portion of, or altering the content of the report is not permitted without the written authorization of AGC. The test results presented in the report apply only to the tested sample. Any objections to report issued by AGC should be submitted to AGC within 15days after the issuance of the test report. Further enquiry of validity or verification of the test report should be addressed to AGC by agc@agc-cert.com.

Test Laboratory: AGC Lab **Date: May. 26,2021**
LTE Band 12 Mid-Body-Back (1 RB#0)
DUT: Smartphone; Type: V20

Communication System: LTE; Communication System Band: LTE Band 12; Duty Cycle:1:1; Conv.F=5.06;
Frequency: 707.5 MHz; Medium parameters used: f = 750 MHz; σ=0.82 mho/m; εr =45.21; ρ= 1000 kg/m³ ;
Phantom section: Flat Section
Ambient temperature (℃): 21.0, Liquid temperature (℃): 20.7

SATIMO Configuration:
Probe: SSE5; Calibrated: Jun. 24,2020; Serial No.: SN 24/20 EP336
Sensor-Surface: 4mm (Mechanical Surface Detection)
Phantom: ELLI39 Phantom
Measurement SW: OpenSAR V4_02_35

Configuration/ LTE Band 12 Mid-Body-back/Area Scan: Measurement grid: dx=8mm, dy=8mm
Configuration/ LTE Band 12 Mid-Body-back/Zoom Scan: Measurement grid: dx=8mm,dy=8mm, dz=5m;

Area Scan	dx=8mm dy=8mm, h= 5.00 mm
Zoom Scan	5x5x7,dx=8mm dy=8mm dz=5mm
Phantom	ELLI
Device Position	Body Back
Band	LTE Band 12
Channels	Middle
Signal	OFDM (Crest factor: 1.0)

SURFACE SAR	VOLUME SAR
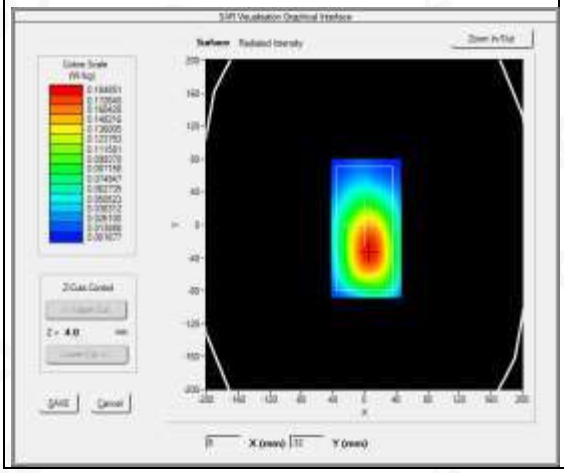	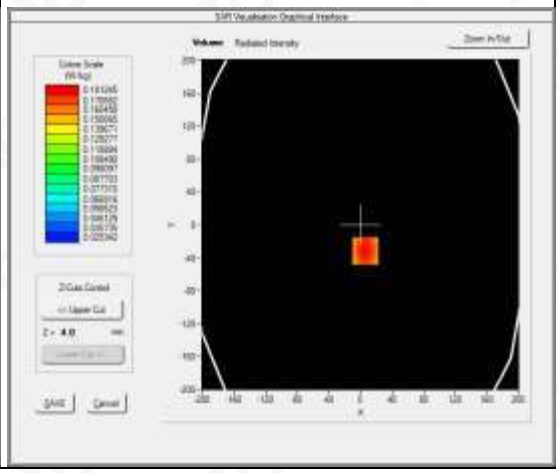

Maximum location: X=6.00, Y=-32.00
SAR Peak: 0.21 W/kg

SAR 10g (W/Kg)	0.139357
SAR 1g (W/Kg)	0.184607

Any report having not been signed by authorized approver, or having been altered without authorization, or having not been stamped by the "Dedicated Testing/Inspection Stamp" is deemed to be invalid. Copying or excerpting portion of, or altering the content of the report is not permitted without the written authorization of AGC. The test results presented in the report apply only to the tested sample. Any objections to report issued by AGC should be submitted to AGC within 15days after the issuance of the test report. Further enquiry of validity or verification of the test report should be addressed to AGC by agc@agc-cert.com.

Attestation of Global Compliance(Shenzhen)Co., Ltd
Attestation of Global Compliance(Shenzhen)Std & Tech Co., Ltd
Tel: +86-755 2523 4088 E-mail: agc@agc-cert.com Web: http://cn.agc-cert.com/

Z (mm)	0.00	4.00	9.00	14.00	19.00	24.00	29.00
SAR (W/Kg)	0.2134	0.1812	0.1440	0.1125	0.0869	0.0685	0.0545

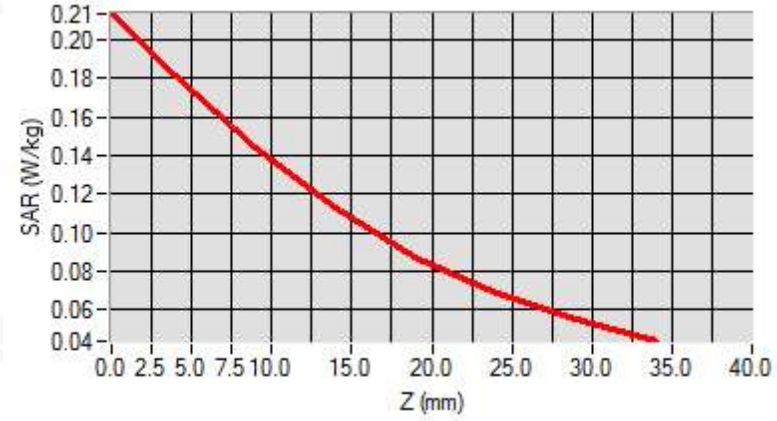

3D screen shot	Hot spot position
	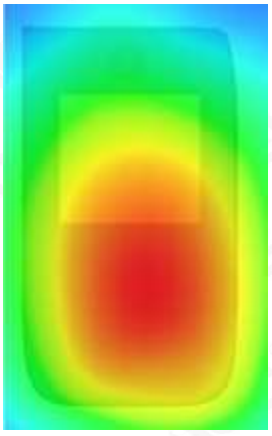

Any report having not been signed by authorized approver, or having been altered without authorization, or having not been stamped by the "Dedicated Testing/Inspection Stamp" is deemed to be invalid. Copying or excerpting portion of, or altering the content of the report is not permitted without the written authorization of AGC. The test results presented in the report apply only to the tested sample. Any objections to report issued by AGC should be submitted to AGC within 15days after the issuance of the test report. Further enquiry of validity or verification of the test report should be addressed to AGC by agc@agc-cert.com.

Test Laboratory: AGC Lab **Date: May. 26,2021**
LTE Band 12 Mid-Touch-Left (50% RB#0)
DUT: Smartphone; Type: V20

Communication System: LTE; Communication System Band: LTE Band 12; Duty Cycle:1:1; Conv.F=5.06
Frequency: 707.5 MHz; Medium parameters used: f = 750 MHz; σ=0.82 mho/m; εr =45.21; ρ= 1000 kg/m³ ;
Phantom section: Left Section
Ambient temperature (℃): 21.0, Liquid temperature (℃): 20.7

SATIMO Configuration:
Probe: SSE5; Calibrated: Jun. 24,2020; Serial No.: SN 24/20 EP336
Sensor-Surface: 4mm (Mechanical Surface Detection)
Phantom: SAM twin phantom
Measurement SW: OpenSAR V4_02_35

Configuration/ LTE Band 12 Mid- Touch-Left /Area Scan: Measurement grid: dx=8mm, dy=8mm
Configuration/ LTE Band 12 Mid- Touch-Left /Zoom Scan: Measurement grid: dx=8mm,dy=8mm, dz=5mm;

Area Scan	dx=8mm dy=8mm, h= 5.00 mm
Zoom Scan	5x5x7,dx=8mm dy=8mm dz=5mm
Phantom	Left head
Device Position	Cheek
Band	LTE Band 12
Channels	Middle
Signal	OFDM (Crest factor: 1.0)

SURFACE SAR	VOLUME SAR
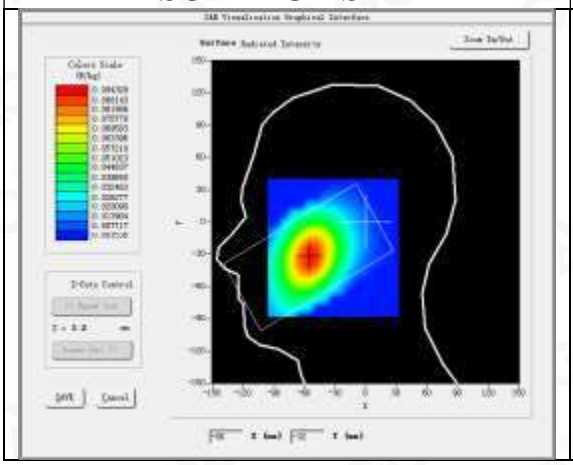	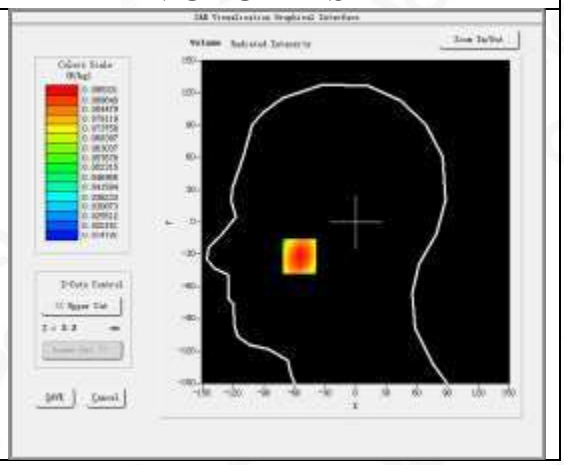

Maximum location: X=-55.00, Y=-32.00
SAR Peak: 0.11 W/kg

SAR 10g (W/Kg)	0.071027
SAR 1g (W/Kg)	0.093971

Any report having not been signed by authorized approver, or having been altered without authorization, or having not been stamped by the "Dedicated Testing/Inspection Stamp" is deemed to be invalid. Copying or excerpting portion of, or altering the content of the report is not permitted without the written authorization of AGC. The test results presented in the report apply only to the tested sample. Any objections to report issued by AGC should be submitted to AGC within 15days after the issuance of the test report. Further enquiry of validity or verification of the test report should be addressed to AGC by agc@agc-cert.com.

Attestation of Global Compliance(Shenzhen)Co., Ltd
Attestation of Global Compliance(Shenzhen)Std & Tech Co., Ltd
Tel: +86-755 2523 4088 E-mail: agc@agc-cert.com Web: http://cn.agc-cert.com/

Z (mm)	0.00	4.00	9.00	14.00	19.00	24.00	29.00
SAR (W/Kg)	0.1121	0.0952	0.0775	0.0627	0.0508	0.0406	0.0322

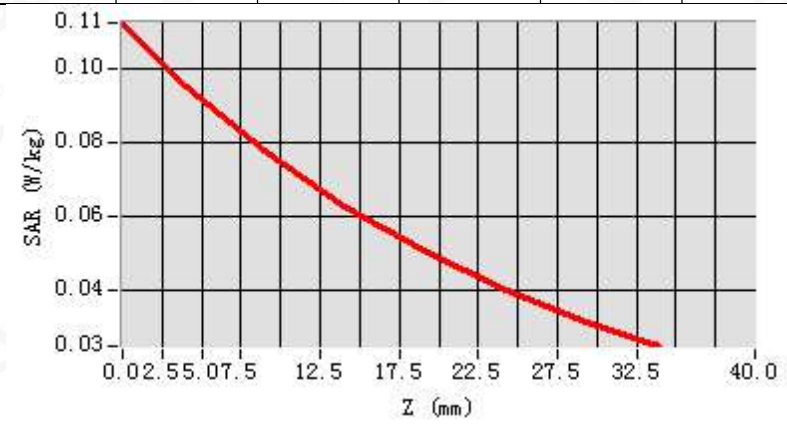

3D screen shot	Hot spot position
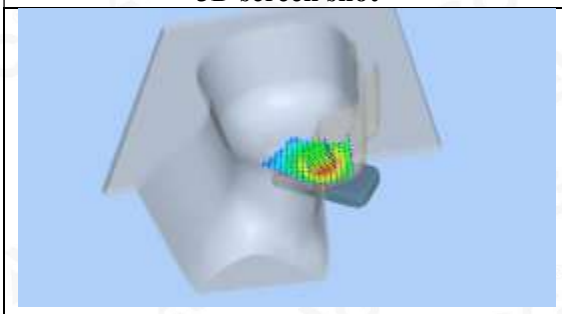	

Any report having not been signed by authorized approver, or having been altered without authorization, or having not been stamped by the "Dedicated Testing/Inspection Stamp" is deemed to be invalid. Copying or excerpting portion of, or altering the content of the report is not permitted without the written authorization of AGC. The test results presented in the report apply only to the tested sample. Any objections to report issued by AGC should be submitted to AGC within 15days after the issuance of the test report. Further enquiry of validity or verification of the test report should be addressed to AGC by agc@agc-cert.com.

Test Laboratory: AGC Lab **Date: May. 26,2021**
LTE Band 12 Mid-Body-Back (50% RB#0)
DUT: Smartphone; Type: V20

Communication System: LTE; Communication System Band: LTE Band 12; Duty Cycle:1:1; Conv.F=5.06;
Frequency: 707.5 MHz; Medium parameters used: f = 750 MHz; σ=0.82 mho/m; εr =45.21; ρ= 1000 kg/m³ ;
Phantom section: Flat Section
Ambient temperature (℃): 21.0, Liquid temperature (℃): 20.7

SATIMO Configuration:
Probe: SSE5; Calibrated: Jun. 24,2020; Serial No.: SN 24/20 EP336
Sensor-Surface: 4mm (Mechanical Surface Detection)
Phantom: ELLI39 Phantom
Measurement SW: OpenSAR V4_02_35

Configuration/ LTE Band 12 Mid-Body-back/Area Scan: Measurement grid: dx=8mm, dy=8mm
Configuration/ LTE Band 12 Mid-Body-back/Zoom Scan: Measurement grid: dx=8mm,dy=8mm, dz=5m;

Area Scan	dx=8mm dy=8mm, h= 5.00 mm
Zoom Scan	5x5x7,dx=8mm dy=8mm dz=5mm
Phantom	ELLI
Device Position	Body Back
Band	LTE Band 12
Channels	Middle
Signal	OFDM (Crest factor: 1.0)

SURFACE SAR	VOLUME SAR
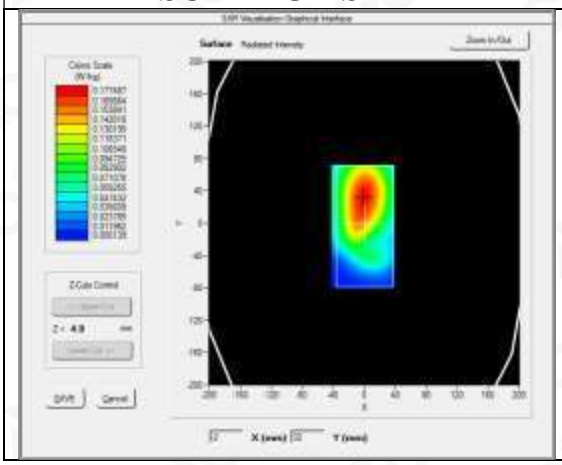	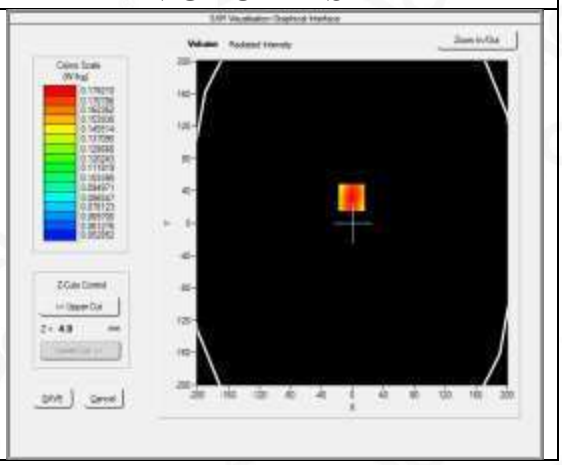

Maximum location: X=-1.00, Y=32.00
SAR Peak: 0.20 W/kg

SAR 10g (W/Kg)	0.141523
SAR 1g (W/Kg)	0.173928

Any report having not been signed by authorized approver, or having been altered without authorization, or having not been stamped by the "Dedicated Testing/Inspection Stamp" is deemed to be invalid. Copying or excerpting portion of, or altering the content of the report is not permitted without the written authorization of AGC. The test results presented in the report apply only to the tested sample. Any objections to report issued by AGC should be submitted to AGC within 15days after the issuance of the test report. Further enquiry of validity or verification of the test report should be addressed to AGC by agc@agc-cert.com.

Attestation of Global Compliance(Shenzhen)Co., Ltd
Attestation of Global Compliance(Shenzhen)Std & Tech Co., Ltd
Tel: +86-755 2523 4088 E-mail: agc@agc-cert.com Web: http://cn.agc-cert.com/

Z (mm)	0.00	4.00	9.00	14.00	19.00	24.00	29.00
SAR (W/Kg)	0.1951	0.1792	0.1563	0.1342	0.1137	0.0968	0.0844

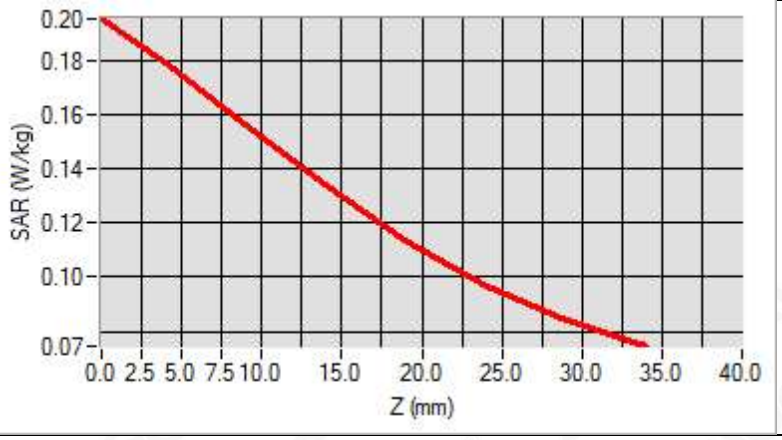

3D screen shot	Hot spot position
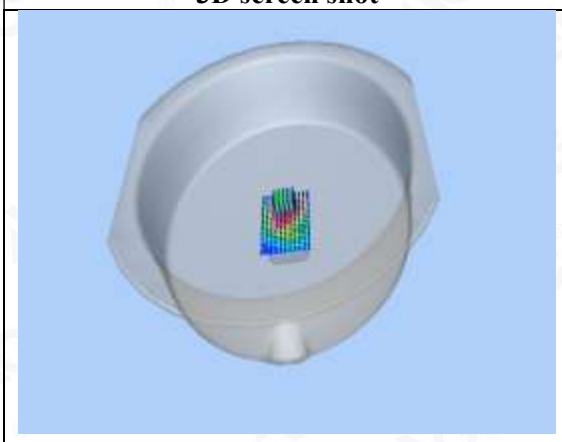	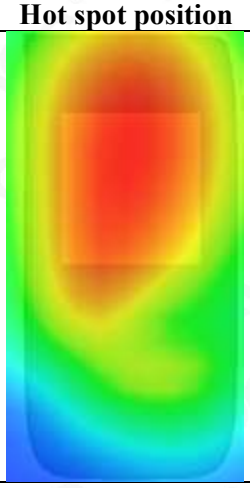

Any report having not been signed by authorized approver, or having been altered without authorization, or having not been stamped by the "Dedicated Testing/Inspection Stamp" is deemed to be invalid. Copying or excerpting portion of, or altering the content of the report is not permitted without the written authorization of AGC. The test results presented in the report apply only to the tested sample. Any objections to report issued by AGC should be submitted to AGC within 15days after the issuance of the test report. Further enquiry of validity or verification of the test report should be addressed to AGC by agc@agc-cert.com.

Attestation of Global Compliance(Shenzhen)Co., Ltd
Attestation of Global Compliance(Shenzhen)Std & Tech Co., Ltd
Tel: +86-755 2523 4088 E-mail: agc@agc-cert.com Web: http://cn.agc-cert.com/

Test Laboratory: AGC Lab **Date: May. 26,2021**
LTE Band 17 Mid-Touch-Left (1 RB#0)
DUT: Smartphone; Type: V20

Communication System: LTE; Communication System Band: LTE Band 17; Duty Cycle:1:1; Conv.F=5.06
Frequency: 710 MHz; Medium parameters used: f = 750 MHz; σ=0.84 mho/m; εr =44.65; ρ= 1000 kg/m³ ;
Phantom section: Left Section
Ambient temperature (℃): 21.0, Liquid temperature (℃): 20.7

SATIMO Configuration:
Probe: SSE5; Calibrated: Jun. 24,2020; Serial No.: SN 24/20 EP336
Sensor-Surface: 4mm (Mechanical Surface Detection)
Phantom: SAM twin phantom
Measurement SW: OpenSAR V4_02_35

Configuration/ LTE Band 17 Mid- Touch-Left /Area Scan: Measurement grid: dx=8mm, dy=8mm
Configuration/ LTE Band 17 Mid- Touch-Left /Zoom Scan: Measurement grid: dx=8mm,dy=8mm, dz=5mm;

Area Scan	dx=8mm dy=8mm, h= 5.00 mm
Zoom Scan	5x5x7,dx=8mm dy=8mm dz=5mm
Phantom	Left head
Device Position	Cheek
Band	LTE Band 17
Channels	Middle
Signal	OFDM (Crest factor: 1.0)

SURFACE SAR	VOLUME SAR
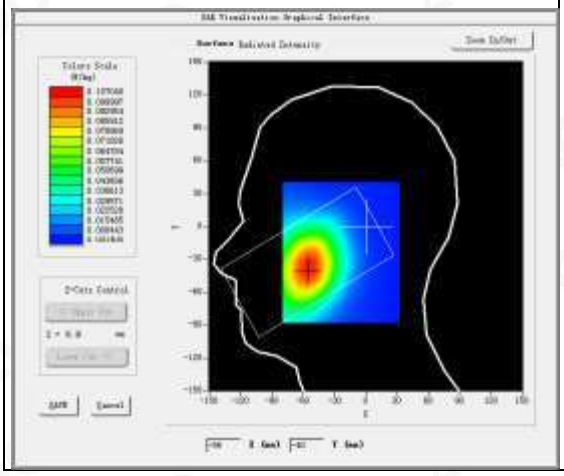	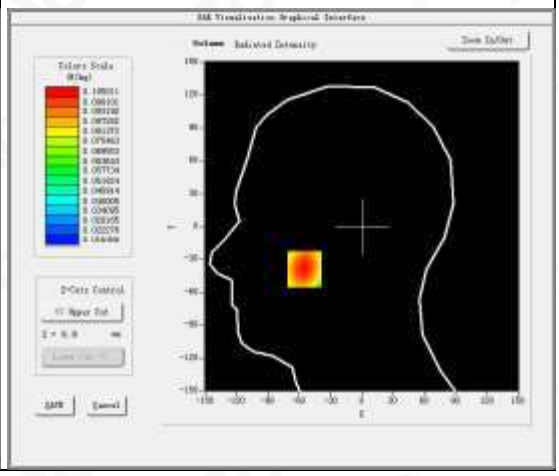

Maximum location: X=-55.00, Y=-39.00
SAR Peak: 0.12 W/kg

SAR 10g (W/Kg)	0.080243
SAR 1g (W/Kg)	0.103811

Any report having not been signed by authorized approver, or having been altered without authorization, or having not been stamped by the "Dedicated Testing/Inspection Stamp" is deemed to be invalid. Copying or excerpting portion of, or altering the content of the report is not permitted without the written authorization of AGC. The test results presented in the report apply only to the tested sample. Any objections to report issued by AGC should be submitted to AGC within 15days after the issuance of the test report. Further enquiry of validity or verification of the test report should be addressed to AGC by agc@agc-cert.com.

Z (mm)	0.00	4.00	9.00	14.00	19.00	24.00	29.00
SAR (W/Kg)	0.1213	0.1050	0.0874	0.0720	0.0598	0.0487	0.0398

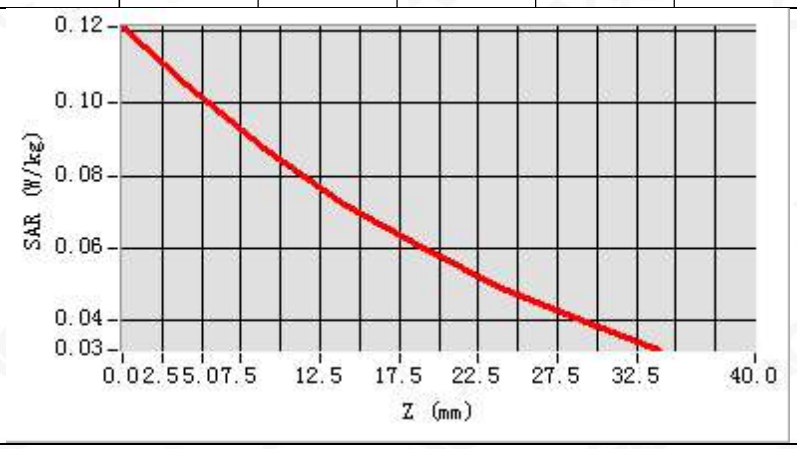

3D screen shot	Hot spot position
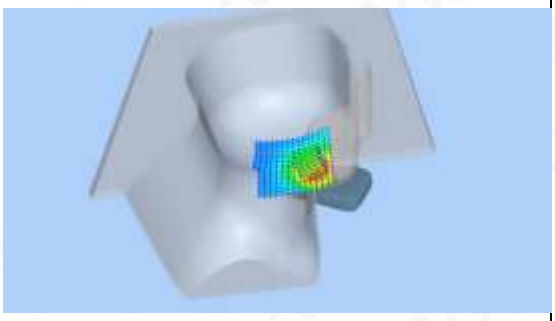	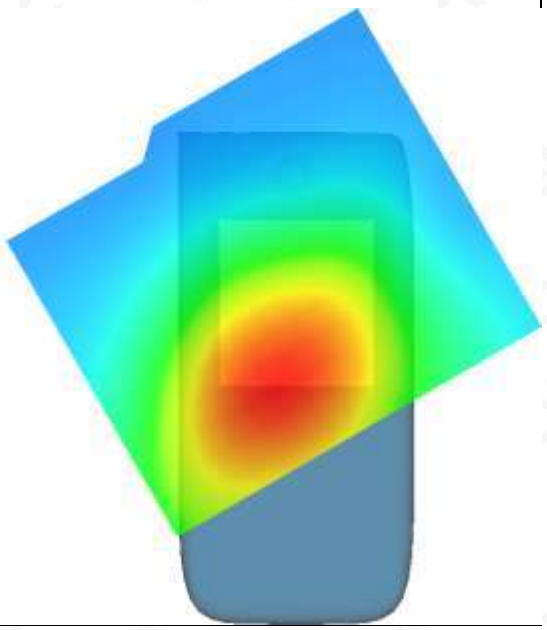

Any report having not been signed by authorized approver, or having been altered without authorization, or having not been stamped by the "Dedicated Testing/Inspection Stamp" is deemed to be invalid. Copying or excerpting portion of, or altering the content of the report is not permitted without the written authorization of AGC. The test results presented in the report apply only to the tested sample. Any objections to report issued by AGC should be submitted to AGC within 15days after the issuance of the test report. Further enquiry of validity or verification of the test report should be addressed to AGC by agc@agc-cert.com.

Test Laboratory: AGC Lab **Date: May. 26,2021**
LTE Band 17 Mid-Body-Back (1 RB#0)
DUT: Smartphone; Type: V20

Communication System: LTE; Communication System Band: LTE Band 17; Duty Cycle:1:1; Conv.F=5.06;
Frequency: 710 MHz; Medium parameters used: f = 750 MHz; σ=0.84 mho/m; εr =44.65; ρ= 1000 kg/m³ ;
Phantom section: Flat Section
Ambient temperature (℃): 21.0, Liquid temperature (℃): 20.7

SATIMO Configuration:
Probe: SSE5; Calibrated: Jun. 24,2020; Serial No.: SN 24/20 EP336
Sensor-Surface: 4mm (Mechanical Surface Detection)
Phantom: ELLI39 Phantom
Measurement SW: OpenSAR V4_02_35

Configuration/ LTE Band 17 Mid-Body-back/Area Scan: Measurement grid: dx=8mm, dy=8mm
Configuration/ LTE Band 17 Mid-Body-back/Zoom Scan: Measurement grid: dx=8mm,dy=8mm, dz=5m;

Area Scan	dx=8mm dy=8mm, h= 5.00 mm
Zoom Scan	5x5x7,dx=8mm dy=8mm dz=5mm
Phantom	ELLI
Device Position	Body Back
Band	LTE Band 17
Channels	Middle
Signal	OFDM (Crest factor: 1.0)

SURFACE SAR	VOLUME SAR
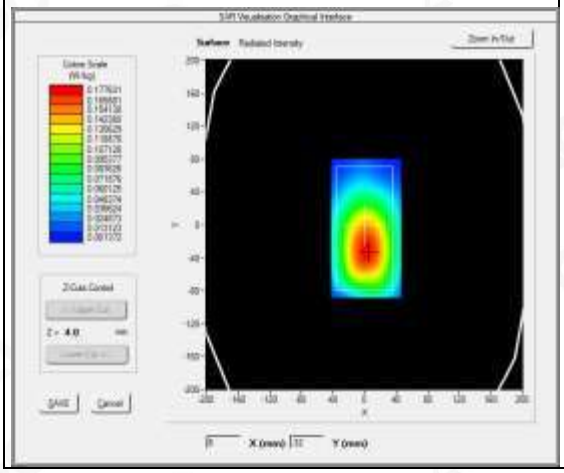	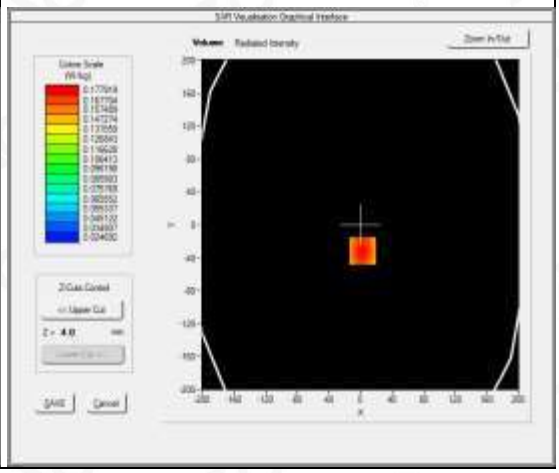

Maximum location: X=3.00, Y=-32.00
SAR Peak: 0.21 W/kg

SAR 10g (W/Kg)	0.136803
SAR 1g (W/Kg)	0.181836

Any report having not been signed by authorized approver, or having been altered without authorization, or having not been stamped by the "Dedicated Testing/Inspection Stamp" is deemed to be invalid. Copying or excerpting portion of, or altering the content of the report is not permitted without the written authorization of AGC. The test results presented in the report apply only to the tested sample. Any objections to report issued by AGC should be submitted to AGC within 15days after the issuance of the test report. Further enquiry of validity or verification of the test report should be addressed to AGC by agc@agc-cert.com.

Z (mm)	0.00	4.00	9.00	14.00	19.00	24.00	29.00
SAR (W/Kg)	0.2122	0.1779	0.1404	0.1103	0.0852	0.0663	0.0525

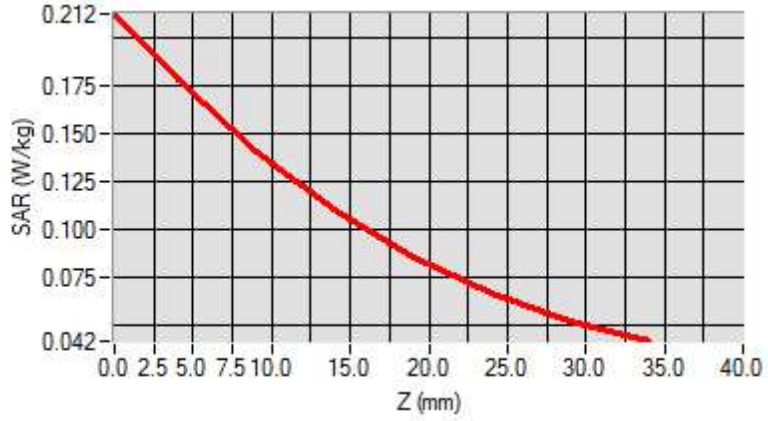

3D screen shot	Hot spot position
	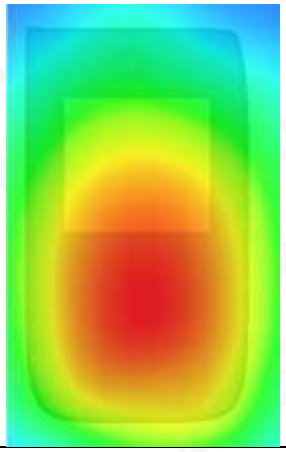

Any report having not been signed by authorized approver, or having been altered without authorization, or having not been stamped by the "Dedicated Testing/Inspection Stamp" is deemed to be invalid. Copying or excerpting portion of, or altering the content of the report is not permitted without the written authorization of AGC. The test results presented in the report apply only to the tested sample. Any objections to report issued by AGC should be submitted to AGC within 15days after the issuance of the test report. Further enquiry of validity or verification of the test report should be addressed to AGC by agc@agc-cert.com.

Test Laboratory: AGC Lab **Date: May. 26,2021**
LTE Band 17 Mid-Touch-Left (50% RB#0)
DUT: Smartphone; Type: V20

Communication System: LTE; Communication System Band: LTE Band 17; Duty Cycle:1:1; Conv.F=5.06
Frequency: 710 MHz; Medium parameters used: f = 750 MHz; σ=0.84 mho/m; εr =44.65; ρ= 1000 kg/m³ ;
Phantom section: Left Section
Ambient temperature (℃): 21.0, Liquid temperature (℃): 20.7

SATIMO Configuration:
Probe: SSE5; Calibrated: Jun. 24,2020; Serial No.: SN 24/20 EP336
Sensor-Surface: 4mm (Mechanical Surface Detection)
Phantom: SAM twin phantom
Measurement SW: OpenSAR V4_02_35

Configuration/ LTE Band 17 Mid- Touch-Left /Area Scan: Measurement grid: dx=8mm, dy=8mm
Configuration/ LTE Band 17 Mid- Touch-Left /Zoom Scan: Measurement grid: dx=8mm,dy=8mm, dz=5mm;

Area Scan	dx=8mm dy=8mm, h= 5.00 mm
Zoom Scan	5x5x7,dx=8mm dy=8mm dz=5mm
Phantom	Left head
Device Position	Cheek
Band	LTE Band 17
Channels	Middle
Signal	OFDM (Crest factor: 1.0)

SURFACE SAR	VOLUME SAR
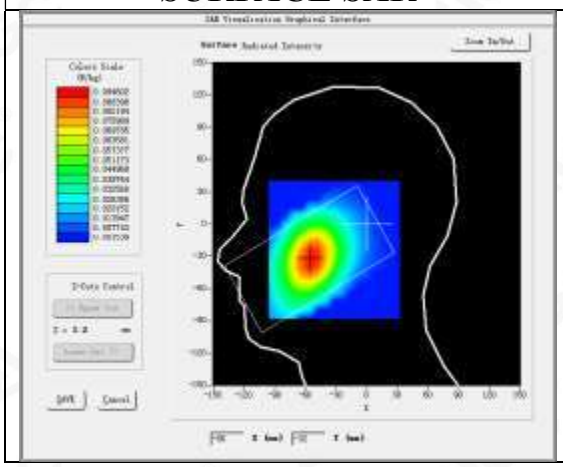	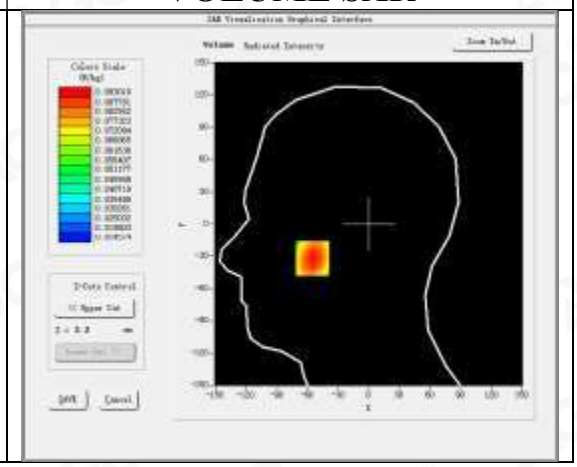

Maximum location: X=-55.00, Y=-32.00
SAR Peak: 0.11 W/kg

SAR 10g (W/Kg)	0.069459
SAR 1g (W/Kg)	0.091890

Any report having not been signed by authorized approver, or having been altered without authorization, or having not been stamped by the "Dedicated Testing/Inspection Stamp" is deemed to be invalid. Copying or excerpting portion of, or altering the content of the report is not permitted without the written authorization of AGC. The test results presented in the report apply only to the tested sample. Any objections to report issued by AGC should be submitted to AGC within 15days after the issuance of the test report. Further enquiry of validity or verification of the test report should be addressed to AGC by agc@agc-cert.com.

Z (mm)	0.00	4.00	9.00	14.00	19.00	24.00	29.00
SAR (W/Kg)	0.1102	0.0930	0.0756	0.0615	0.0500	0.0399	0.0318

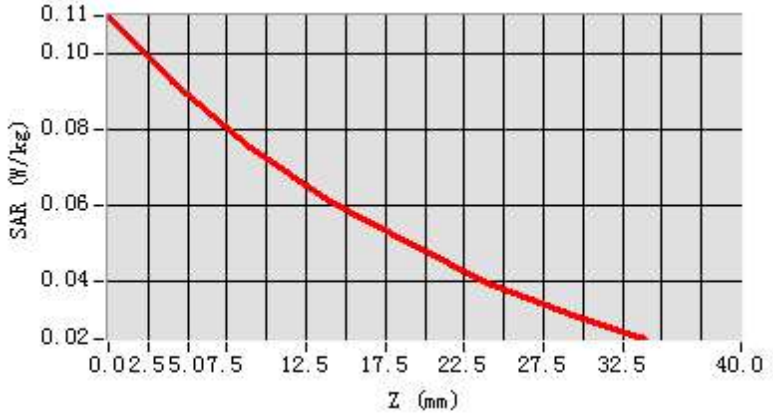

3D screen shot	Hot spot position
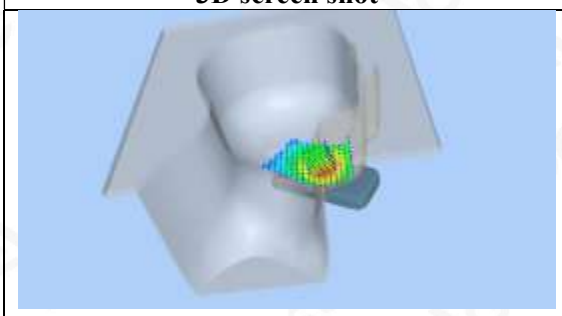	

Any report having not been signed by authorized approver, or having been altered without authorization, or having not been stamped by the "Dedicated Testing/Inspection Stamp" is deemed to be invalid. Copying or excerpting portion of, or altering the content of the report is not permitted without the written authorization of AGC. The test results presented in the report apply only to the tested sample. Any objections to report issued by AGC should be submitted to AGC within 15days after the issuance of the test report. Further enquiry of validity or verification of the test report should be addressed to AGC by agc@agc-cert.com.

Attestation of Global Compliance(Shenzhen)Co., Ltd
Attestation of Global Compliance(Shenzhen)Std & Tech Co., Ltd
Tel: +86-755 2523 4088 E-mail: agc@agc-cert.com Web: http://cn.agc-cert.com/

Test Laboratory: AGC Lab **Date: May. 26,2021**
LTE Band 17 Mid-Body-Back (50% RB#0)
DUT: Smartphone; Type: V20

Communication System: LTE; Communication System Band: LTE Band 17; Duty Cycle:1:1; Conv.F=5.06;
Frequency: 710 MHz; Medium parameters used: f = 750 MHz; σ=0.84 mho/m; εr =44.65; ρ= 1000 kg/m³ ;
Phantom section: Flat Section
Ambient temperature (℃): 21.0, Liquid temperature (℃): 20.7

SATIMO Configuration:
Probe: SSE5; Calibrated: Jun. 24,2020; Serial No.: SN 24/20 EP336
Sensor-Surface: 4mm (Mechanical Surface Detection)
Phantom: ELLI39 Phantom
Measurement SW: OpenSAR V4_02_35

Configuration/ LTE Band 17 Mid-Body-back/Area Scan: Measurement grid: dx=8mm, dy=8mm
Configuration/ LTE Band 17 Mid-Body-back/Zoom Scan: Measurement grid: dx=8mm,dy=8mm, dz=5m;

Area Scan	dx=8mm dy=8mm, h= 5.00 mm
Zoom Scan	5x5x7,dx=8mm dy=8mm dz=5mm
Phantom	ELLI
Device Position	Body Back
Band	LTE Band 17
Channels	Middle
Signal	OFDM (Crest factor: 1.0)

SURFACE SAR	VOLUME SAR
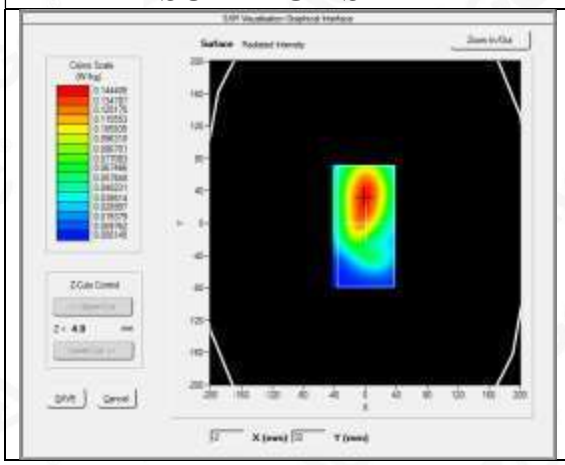	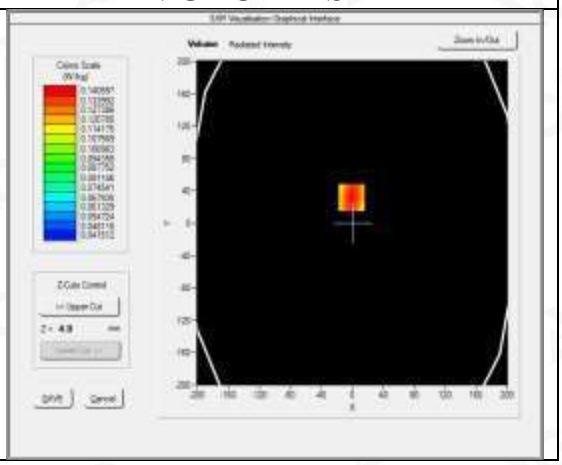

Maximum location: X=-1.00, Y=32.00
SAR Peak: 0.15 W/kg

SAR 10g (W/Kg)	0.118847
SAR 1g (W/Kg)	0.144083

Any report having not been signed by authorized approver, or having been altered without authorization, or having not been stamped by the "Dedicated Testing/Inspection Stamp" is deemed to be invalid. Copying or excerpting portion of, or altering the content of the report is not permitted without the written authorization of AGC. The test results presented in the report apply only to the tested sample. Any objections to report issued by AGC should be submitted to AGC within 15days after the issuance of the test report. Further enquiry of validity or verification of the test report should be addressed to AGC by agc@agc-cert.com.

Z (mm)	0.00	4.00	9.00	14.00	19.00	24.00	29.00
SAR (W/Kg)	0.1525	0.1406	0.1228	0.1057	0.0895	0.0765	0.0671

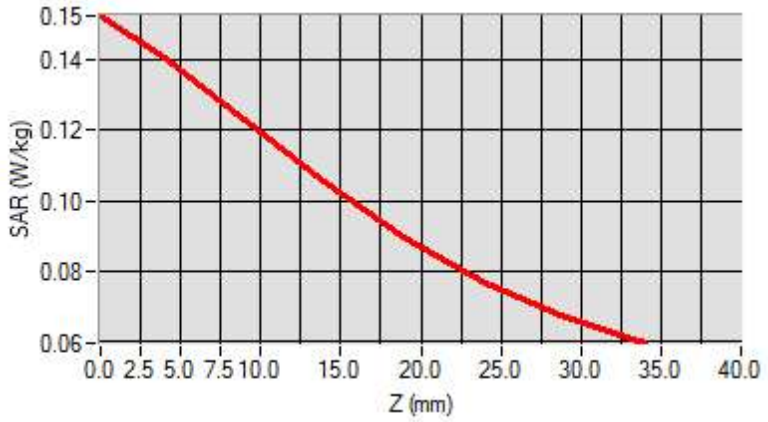

3D screen shot	Hot spot position
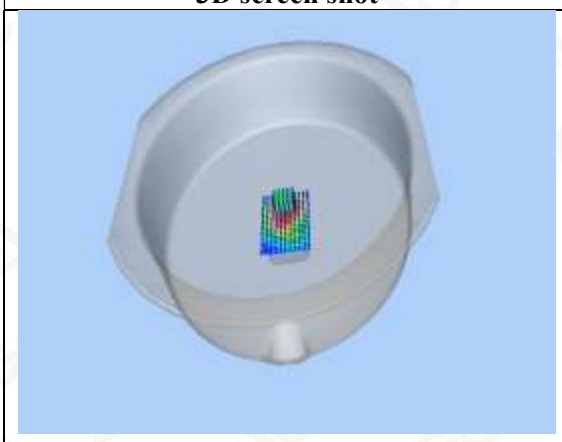	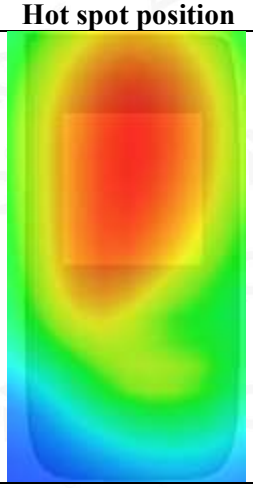

Any report having not been signed by authorized approver, or having been altered without authorization, or having not been stamped by the "Dedicated Testing/Inspection Stamp" is deemed to be invalid. Copying or excerpting portion of, or altering the content of the report is not permitted without the written authorization of AGC. The test results presented in the report apply only to the tested sample. Any objections to report issued by AGC should be submitted to AGC within 15days after the issuance of the test report. Further enquiry of validity or verification of the test report should be addressed to AGC by agc@agc-cert.com.

Test Laboratory: AGC Lab **Date: Jun. 07,2021**
LTE Band 25 Mid-Touch-Left (1 RB#0)
DUT: Smartphone; Type: V20

Communication System: LTE; Communication System Band: LTE Band 25; Duty Cycle:1:1; Conv.F=4.72; Frequency:1882.5MHz; Medium parameters used: f =1900 MHz; σ= 1.34 mho/m; εr =41.35; ρ= 1000 kg/m³ ;
Phantom section: Left Section
Ambient temperature (℃): 21.6, Liquid temperature (℃): 21.4

SATIMO Configuration:
Probe: SSE5; Calibrated: Jun. 24,2020; Serial No.: SN 24/20 EP336
Sensor-Surface: 4mm (Mechanical Surface Detection)
Phantom: SAM twin phantom
Measurement SW: OpenSAR V4_02_35

Configuration/ LTE Band 25 Mid- Touch-Left /Area Scan: Measurement grid: dx=8mm, dy=8mm
Configuration/ LTE Band 25 Mid- Touch-Left /Zoom Scan: Measurement grid: dx=8mm,dy=8mm, dz=5mm;

Area Scan	dx=8mm dy=8mm, h= 5.00 mm
Zoom Scan	5x5x7,dx=8mm dy=8mm dz=5mm
Phantom	Left head
Device Position	Cheek
Band	LTE Band 25
Channels	Middle
Signal	OFDM (Crest factor: 1.0)

SURFACE SAR	VOLUME SAR
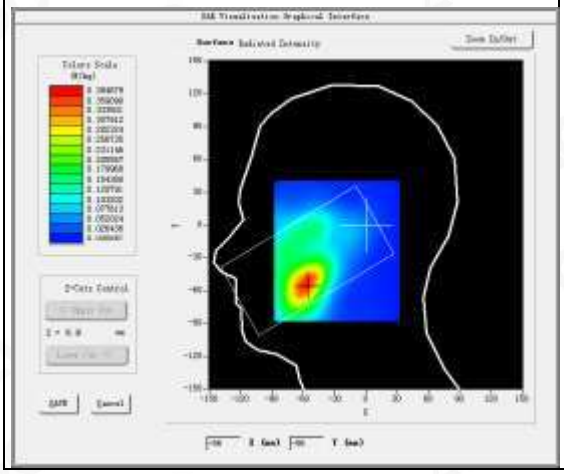	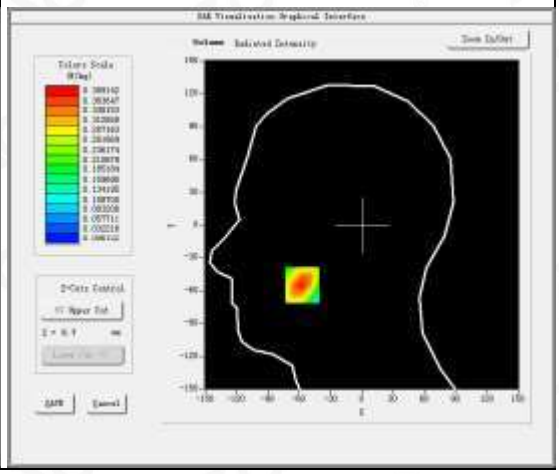

Maximum location: X=-57.00, Y=-55.00
SAR Peak: 0.58 W/kg

SAR 10g (W/Kg)	0.209988
SAR 1g (W/Kg)	0.369572

Any report having not been signed by authorized approver, or having been altered without authorization, or having not been stamped by the "Dedicated Testing/Inspection Stamp" is deemed to be invalid. Copying or excerpting portion of, or altering the content of the report is not permitted without the written authorization of AGC. The test results presented in the report apply only to the tested sample. Any objections to report issued by AGC should be submitted to AGC within 15days after the issuance of the test report. Further enquiry of validity or verification of the test report should be addressed to AGC by agc@agc-cert.com.

Z (mm)	0.00	4.00	9.00	14.00	19.00	24.00	29.00
SAR (W/Kg)	0.5820	0.3891	0.2314	0.1411	0.0847	0.0510	0.0312

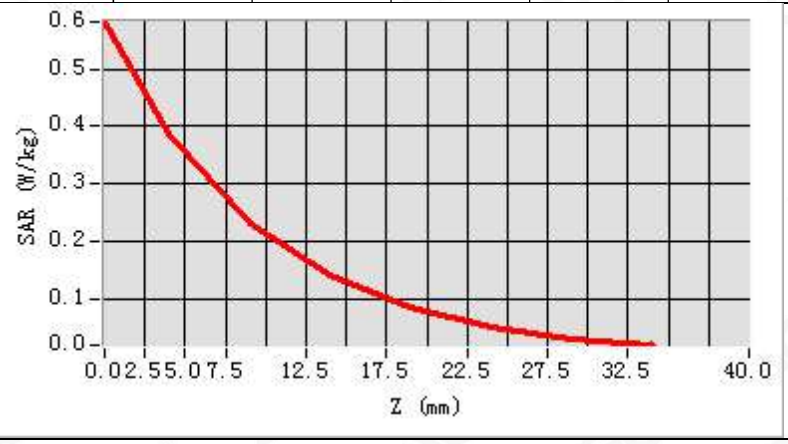

3D screen shot	Hot spot position
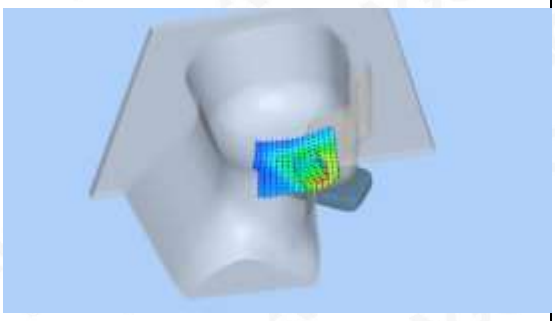	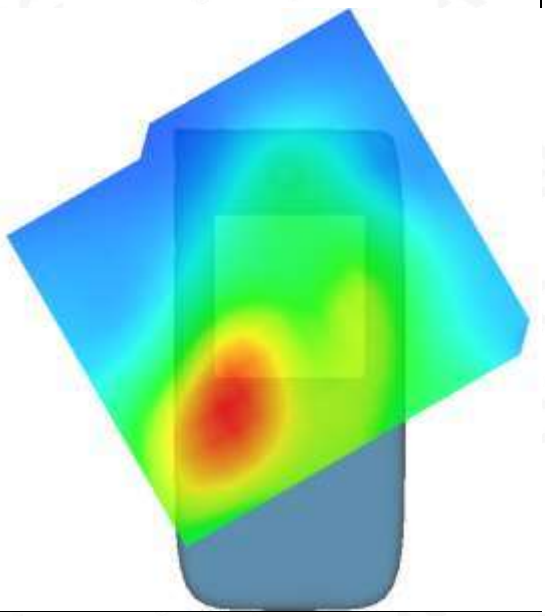

Any report having not been signed by authorized approver, or having been altered without authorization, or having not been stamped by the "Dedicated Testing/Inspection Stamp" is deemed to be invalid. Copying or excerpting portion of, or altering the content of the report is not permitted without the written authorization of AGC. The test results presented in the report apply only to the tested sample. Any objections to report issued by AGC should be submitted to AGC within 15days after the issuance of the test report. Further enquiry of validity or verification of the test report should be addressed to AGC by agc@agc-cert.com.

Test Laboratory: AGC Lab **Date: Jun. 07,2021**
LTE Band 25 Mid-Body-Front (1 RB#0)
DUT: Smartphone; Type: V20

Communication System: LTE; Communication System Band: LTE Band 25; Duty Cycle:1:1; Conv.F=4.72; Frequency:1882.5MHz; Medium parameters used: f = 1900 MHz; σ= 1.34 mho/m; εr =41.35; ρ= 1000 kg/m³ ;
Phantom section: Flat Section
Ambient temperature (℃): 21.6, Liquid temperature (℃): 21.4

SATIMO Configuration:
Probe: SSE5; Calibrated: Jun. 24,2020; Serial No.: SN 24/20 EP336
Sensor-Surface: 4mm (Mechanical Surface Detection)
Phantom: ELLI39 Phantom
Measurement SW: OpenSAR V4_02_35

Configuration/ LTE Band 25 Mid-Body- Front /Area Scan: Measurement grid: dx=8mm, dy=8mm
Configuration/ LTE Band 25 Mid-Body- Front /Zoom Scan: Measurement grid: dx=8mm,dy=8mm, dz=5m;

Area Scan	dx=8mm dy=8mm, h= 5.00 mm
Zoom Scan	5x5x7,dx=8mm dy=8mm dz=5mm
Phantom	ELLI
Device Position	Body Front
Band	LTE Band 25
Channels	Middle
Signal	OFDM (Crest factor: 1.0)

SURFACE SAR	VOLUME SAR
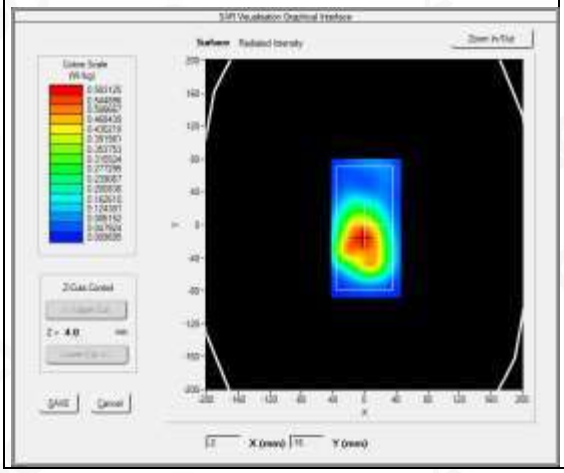	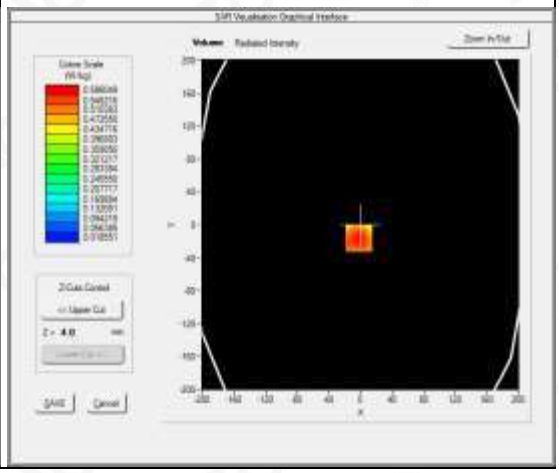

Maximum location: X=-2.00, Y=-16.00
SAR Peak: 0.86 W/kg

SAR 10g (W/Kg)	0.350617
SAR 1g (W/Kg)	0.566349

Any report having not been signed by authorized approver, or having been altered without authorization, or having not been stamped by the "Dedicated Testing/Inspection Stamp" is deemed to be invalid. Copying or excerpting portion of, or altering the content of the report is not permitted without the written authorization of AGC. The test results presented in the report apply only to the tested sample. Any objections to report issued by AGC should be submitted to AGC within 15days after the issuance of the test report. Further enquiry of validity or verification of the test report should be addressed to AGC by agc@agc-cert.com.

Attestation of Global Compliance(Shenzhen)Co., Ltd
Attestation of Global Compliance(Shenzhen)Std & Tech Co., Ltd
Tel: +86-755 2523 4088 E-mail: agc@agc-cert.com Web: http://cn.agc-cert.com/

Z (mm)	0.00	4.00	9.00	14.00	19.00	24.00	29.00
SAR (W/Kg)	0.8541	0.5860	0.3621	0.2282	0.1427	0.0879	0.0547

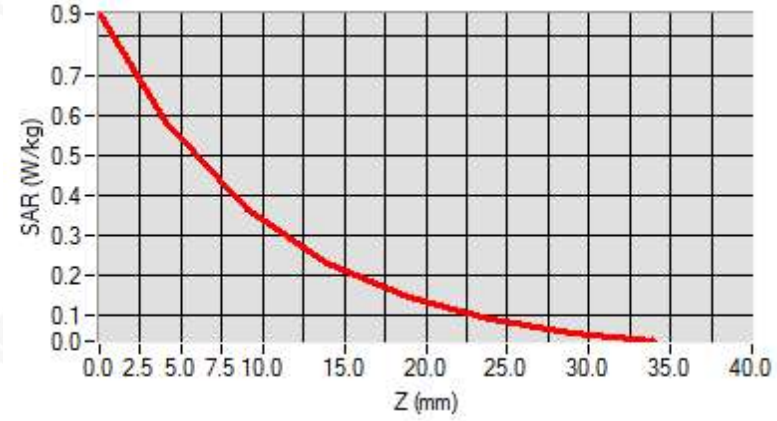

3D screen shot	Hot spot position
	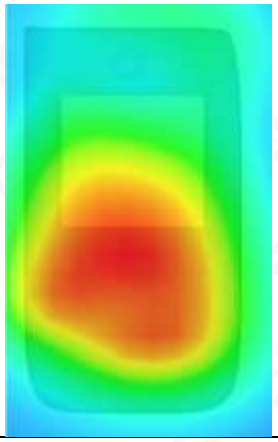

Any report having not been signed by authorized approver, or having been altered without authorization, or having not been stamped by the "Dedicated Testing/Inspection Stamp" is deemed to be invalid. Copying or excerpting portion of, or altering the content of the report is not permitted without the written authorization of AGC. The test results presented in the report apply only to the tested sample. Any objections to report issued by AGC should be submitted to AGC within 15days after the issuance of the test report. Further enquiry of validity or verification of the test report should be addressed to AGC by agc@agc-cert.com.

Test Laboratory: AGC Lab **Date: Jun. 07,2021**
LTE Band 25 Mid-Touch-Left (50% RB#0)
DUT: Smartphone; Type: V20

Communication System: LTE; Communication System Band: LTE Band 25; Duty Cycle:1:1; Conv.F=4.72; Frequency:1882.5MHz; Medium parameters used: f =1900 MHz; σ= 1.34 mho/m; εr =41.35; ρ= 1000 kg/m³ ;
Phantom section: Left Section
Ambient temperature (℃): 21.6, Liquid temperature (℃): 21.4

SATIMO Configuration:
Probe: SSE5; Calibrated: Jun. 24,2020; Serial No.: SN 24/20 EP336
Sensor-Surface: 4mm (Mechanical Surface Detection)
Phantom: SAM twin phantom
Measurement SW: OpenSAR V4_02_35

Configuration/ LTE Band 25 Mid- Touch-Left /Area Scan: Measurement grid: dx=8mm, dy=8mm
Configuration/ LTE Band 25 Mid- Touch-Left /Zoom Scan: Measurement grid: dx=8mm,dy=8mm, dz=5mm;

Area Scan	dx=8mm dy=8mm, h= 5.00 mm
Zoom Scan	5x5x7,dx=8mm dy=8mm dz=5mm
Phantom	Left head
Device Position	Cheek
Band	LTE Band 25
Channels	Middle
Signal	OFDM (Crest factor: 1.0)

SURFACE SAR	VOLUME SAR
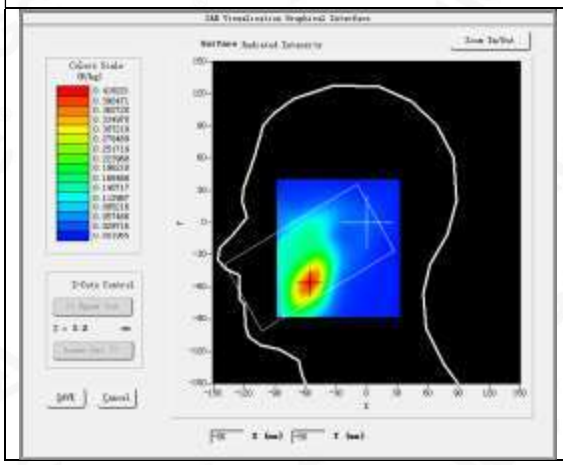	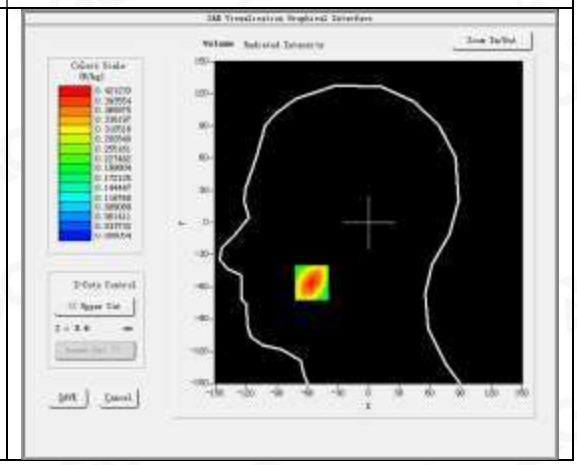

Maximum location: X=-56.00, Y=-56.00
SAR Peak: 0.62 W/kg

SAR 10g (W/Kg)	0.208079
SAR 1g (W/Kg)	0.349720

Any report having not been signed by authorized approver, or having been altered without authorization, or having not been stamped by the "Dedicated Testing/Inspection Stamp" is deemed to be invalid. Copying or excerpting portion of, or altering the content of the report is not permitted without the written authorization of AGC. The test results presented in the report apply only to the tested sample. Any objections to report issued by AGC should be submitted to AGC within 15days after the issuance of the test report. Further enquiry of validity or verification of the test report should be addressed to AGC by agc@agc-cert.com.

Z (mm)	0.00	4.00	9.00	14.00	19.00	24.00	29.00
SAR (W/Kg)	0.6215	0.4212	0.2548	0.1575	0.0947	0.0570	0.0341

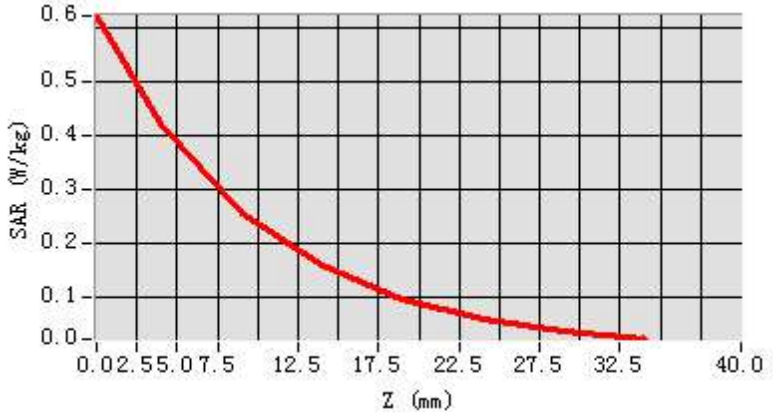

3D screen shot	Hot spot position
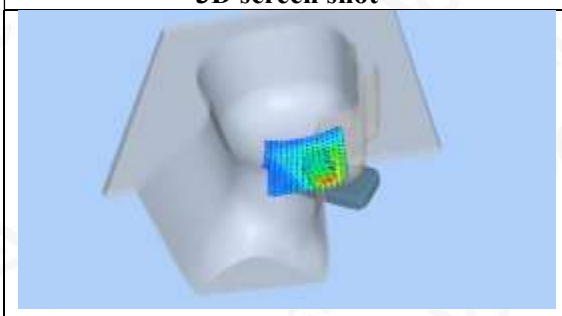	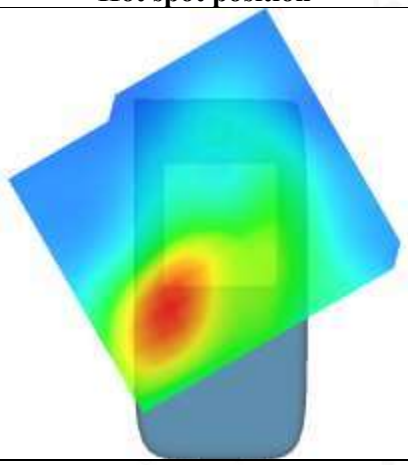

Any report having not been signed by authorized approver, or having been altered without authorization, or having not been stamped by the "Dedicated Testing/Inspection Stamp" is deemed to be invalid. Copying or excerpting portion of, or altering the content of the report is not permitted without the written authorization of AGC. The test results presented in the report apply only to the tested sample. Any objections to report issued by AGC should be submitted to AGC within 15days after the issuance of the test report. Further enquiry of validity or verification of the test report should be addressed to AGC by agc@agc-cert.com.

Test Laboratory: AGC Lab **Date: Jun. 07,2021**
LTE Band 25 Mid-Body-Front (50% RB#0)
DUT: Smartphone; Type: V20

Communication System: LTE; Communication System Band: LTE Band 25; Duty Cycle:1:1; Conv.F=4.72; Frequency:1882.5MHz; Medium parameters used: f = 1900 MHz; σ= 1.34 mho/m; εr =41.35; ρ= 1000 kg/m³ ;
Phantom section: Flat Section
Ambient temperature (℃): 21.6, Liquid temperature (℃): 21.4

SATIMO Configuration:
Probe: SSE5; Calibrated: Jun. 24,2020; Serial No.: SN 24/20 EP336
Sensor-Surface: 4mm (Mechanical Surface Detection)
Phantom: ELLI39 Phantom
Measurement SW: OpenSAR V4_02_35

Configuration/ LTE Band 25 Mid-Body- Front /Area Scan: Measurement grid: dx=8mm, dy=8mm
Configuration/ LTE Band 25 Mid-Body- Front /Zoom Scan: Measurement grid: dx=8mm,dy=8mm, dz=5m;

Area Scan	dx=8mm dy=8mm, h= 5.00 mm
Zoom Scan	5x5x7,dx=8mm dy=8mm dz=5mm
Phantom	ELLI
Device Position	Body Front
Band	LTE Band 25
Channels	Middle
Signal	OFDM (Crest factor: 1.0)

SURFACE SAR	VOLUME SAR
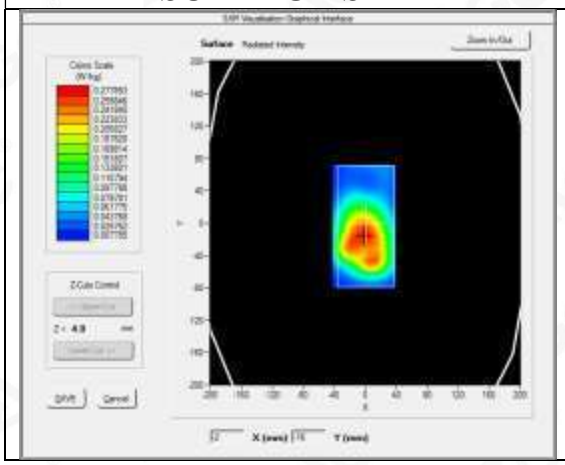	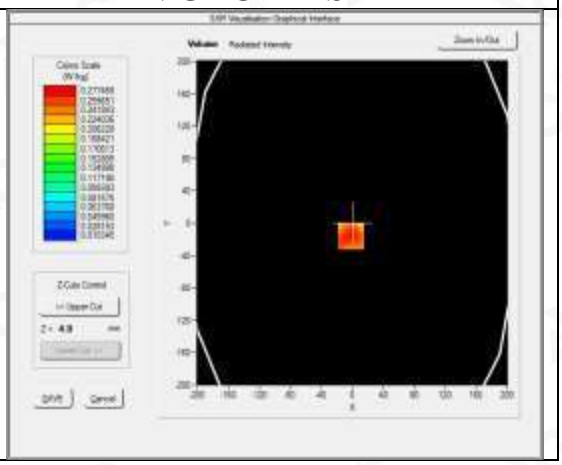

Maximum location: X=-2.00, Y=-16.00
SAR Peak: 0.39 W/kg

SAR 10g (W/Kg)	0.270669
SAR 1g (W/Kg)	0.367751

Any report having not been signed by authorized approver, or having been altered without authorization, or having not been stamped by the "Dedicated Testing/Inspection Stamp" is deemed to be invalid. Copying or excerpting portion of, or altering the content of the report is not permitted without the written authorization of AGC. The test results presented in the report apply only to the tested sample. Any objections to report issued by AGC should be submitted to AGC within 15days after the issuance of the test report. Further enquiry of validity or verification of the test report should be addressed to AGC by agc@agc-cert.com.

Z (mm)	0.00	4.00	9.00	14.00	19.00	24.00	29.00
SAR (W/Kg)	0.3932	0.2775	0.1768	0.1135	0.0713	0.0450	0.0284

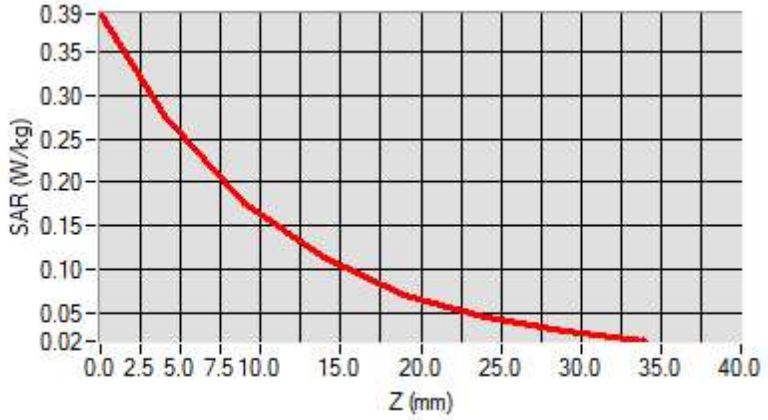

3D screen shot	Hot spot position
	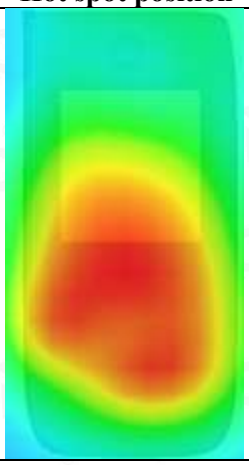

Any report having not been signed by authorized approver, or having been altered without authorization, or having not been stamped by the "Dedicated Testing/Inspection Stamp" is deemed to be invalid. Copying or excerpting portion of, or altering the content of the report is not permitted without the written authorization of AGC. The test results presented in the report apply only to the tested sample. Any objections to report issued by AGC should be submitted to AGC within 15days after the issuance of the test report. Further enquiry of validity or verification of the test report should be addressed to AGC by agc@agc-cert.com.

Attestation of Global Compliance(Shenzhen)Co., Ltd
Attestation of Global Compliance(Shenzhen)Std & Tech Co., Ltd
Tel: +86-755 2523 4088 E-mail: agc@agc-cert.com Web: http://cn.agc-cert.com/

Test Laboratory: AGC Lab **Date: Jun. 04,2021**
LTE Band 26 Mid-Touch-Right (1 RB#0)
DUT: Smartphone; Type: V20

Communication System: LTE; Communication System Band: LTE Band 26; Duty Cycle:1:1; Conv.F=5.26
Frequency: 831.5 MHz; Medium parameters used: f = 835 MHz; σ=0.85 mho/m; εr =42.39; ρ= 1000 kg/m³ ;
Phantom section: Right Section
Ambient temperature (℃): 22.2, Liquid temperature (℃): 22.0

SATIMO Configuration:
Probe: SSE5; Calibrated: Jun. 24,2020; Serial No.: SN 24/20 EP336
Sensor-Surface: 4mm (Mechanical Surface Detection)
Phantom: SAM twin phantom
Measurement SW: OpenSAR V4_02_35

Configuration/ LTE Band 26 Mid- Touch-Right /Area Scan: Measurement grid: dx=8mm, dy=8mm
Configuration/ LTE Band 26 Mid- Touch-Right /Zoom Scan: Measurement grid: dx=8mm,dy=8mm, dz=5mm;

Area Scan	dx=8mm dy=8mm, h= 5.00 mm
Zoom Scan	5x5x7,dx=8mm dy=8mm dz=5mm
Phantom	Right head
Device Position	Cheek
Band	LTE Band 26
Channels	Middle
Signal	OFDM (Crest factor: 1.0)

SURFACE SAR	VOLUME SAR
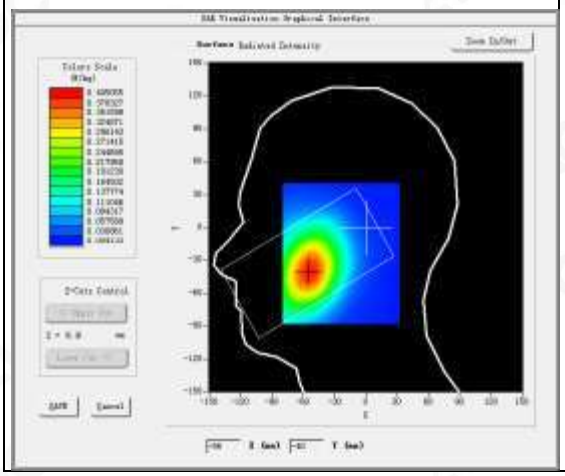	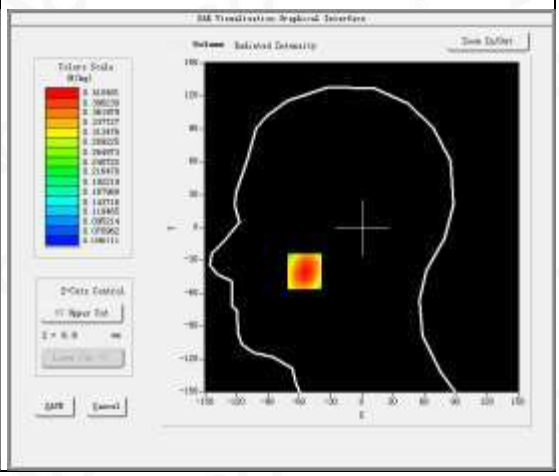

Maximum location: X=-55.00, Y=-40.00
SAR Peak: 0.50 W/kg

SAR 10g (W/Kg)	0.294090
SAR 1g (W/Kg)	0.397064

Any report having not been signed by authorized approver, or having been altered without authorization, or having not been stamped by the "Dedicated Testing/Inspection Stamp" is deemed to be invalid. Copying or excerpting portion of, or altering the content of the report is not permitted without the written authorization of AGC. The test results presented in the report apply only to the tested sample. Any objections to report issued by AGC should be submitted to AGC within 15days after the issuance of the test report. Further enquiry of validity or verification of the test report should be addressed to AGC by agc@agc-cert.com.

Z (mm)	0.00	4.00	9.00	14.00	19.00	24.00	29.00
SAR (W/Kg)	0.4882	0.4105	0.3289	0.2607	0.2073	0.1614	0.1269

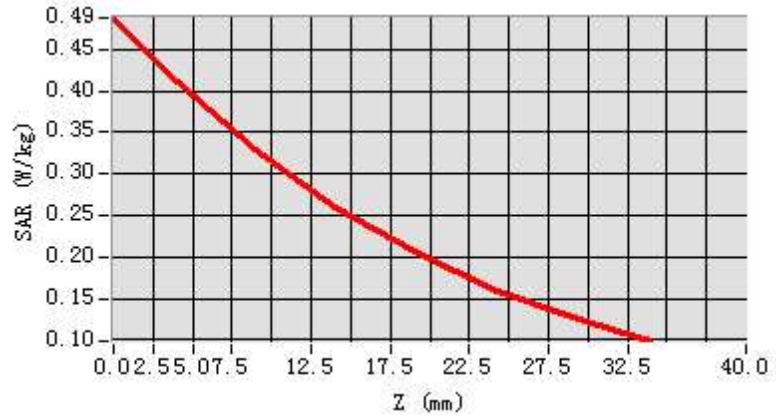

3D screen shot	Hot spot position
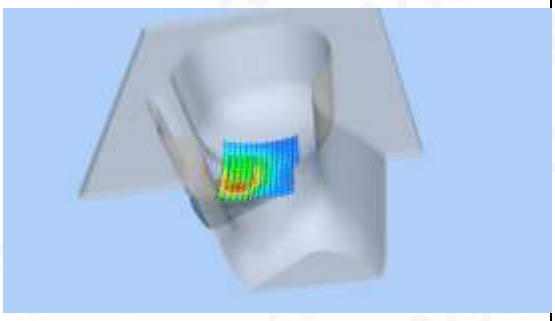	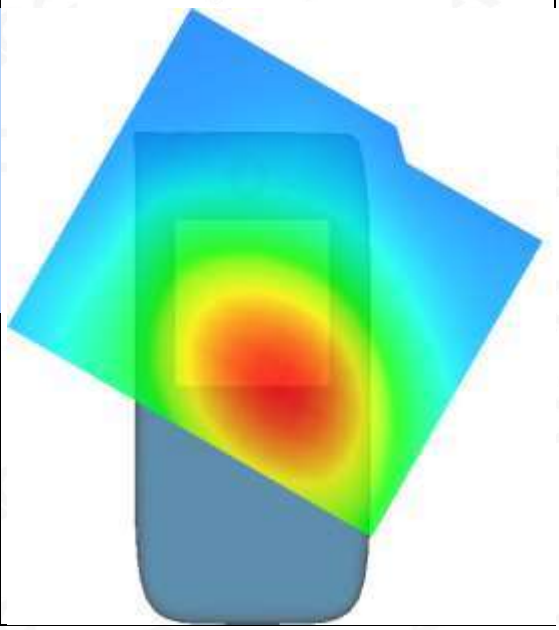

Any report having not been signed by authorized approver, or having been altered without authorization, or having not been stamped by the "Dedicated Testing/Inspection Stamp" is deemed to be invalid. Copying or excerpting portion of, or altering the content of the report is not permitted without the written authorization of AGC. The test results presented in the report apply only to the tested sample. Any objections to report issued by AGC should be submitted to AGC within 15days after the issuance of the test report. Further enquiry of validity or verification of the test report should be addressed to AGC by agc@agc-cert.com.

Test Laboratory: AGC Lab **Date: Jun. 04,2021**
LTE Band 26 Mid-Body-Back (1 RB#0)
DUT: Smartphone; Type: V20

Communication System: LTE; Communication System Band: LTE Band 26; Duty Cycle:1:1; Conv.F=5.26
Frequency:831.5 MHz; Medium parameters used: f = 835 MHz; σ=0.85 mho/m; εr =42.39; ρ= 1000 kg/m³ ;
Phantom section: Flat Section
Ambient temperature (℃): 22.2, Liquid temperature (℃): 22.0

SATIMO Configuration:
Probe: SSE5; Calibrated: Jun. 24,2020; Serial No.: SN 24/20 EP336
Sensor-Surface: 4mm (Mechanical Surface Detection)
Phantom: ELLI39 Phantom
Measurement SW: OpenSAR V4_02_35

Configuration/ LTE Band 26 Mid-Body-back/Area Scan: Measurement grid: dx=8mm, dy=8mm
Configuration/ LTE Band 26 Mid-Body-back/Zoom Scan: Measurement grid: dx=8mm,dy=8mm, dz=5m;

Area Scan	dx=8mm dy=8mm, h= 5.00 mm
Zoom Scan	5x5x7,dx=8mm dy=8mm dz=5mm
Phantom	ELLI
Device Position	Body Back
Band	LTE Band 26
Channels	Middle
Signal	OFDM (Crest factor: 1.0)

SURFACE SAR	VOLUME SAR
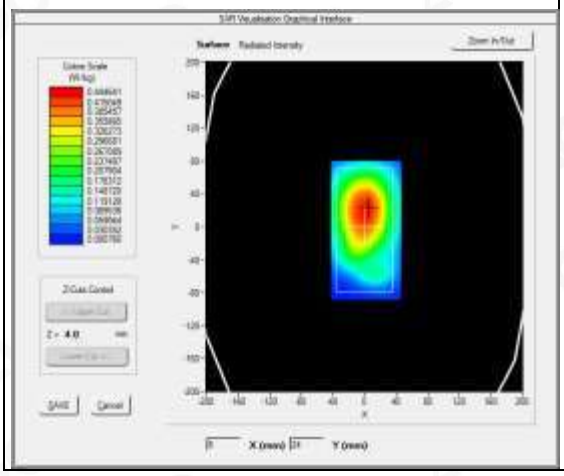	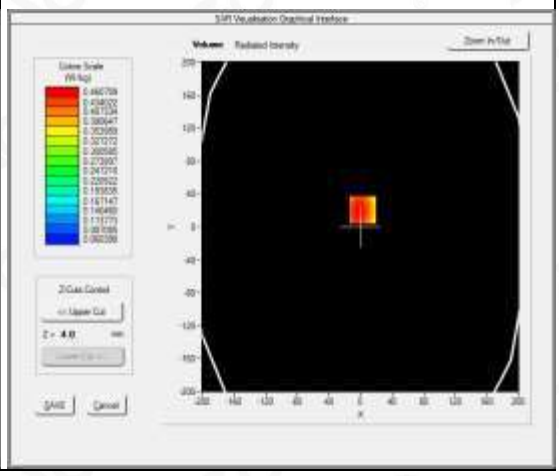

Maximum location: X=3.00, Y=21.00
SAR Peak: 0.58 W/kg

SAR 10g (W/Kg)	0.332230
SAR 1g (W/Kg)	0.450910

Any report having not been signed by authorized approver, or having been altered without authorization, or having not been stamped by the "Dedicated Testing/Inspection Stamp" is deemed to be invalid. Copying or excerpting portion of, or altering the content of the report is not permitted without the written authorization of AGC. The test results presented in the report apply only to the tested sample. Any objections to report issued by AGC should be submitted to AGC within 15days after the issuance of the test report. Further enquiry of validity or verification of the test report should be addressed to AGC by agc@agc-cert.com.

Z (mm)	0.00	4.00	9.00	14.00	19.00	24.00	29.00
SAR (W/Kg)	0.6411	0.4607	0.3213	0.2721	0.1893	0.1588	0.1072

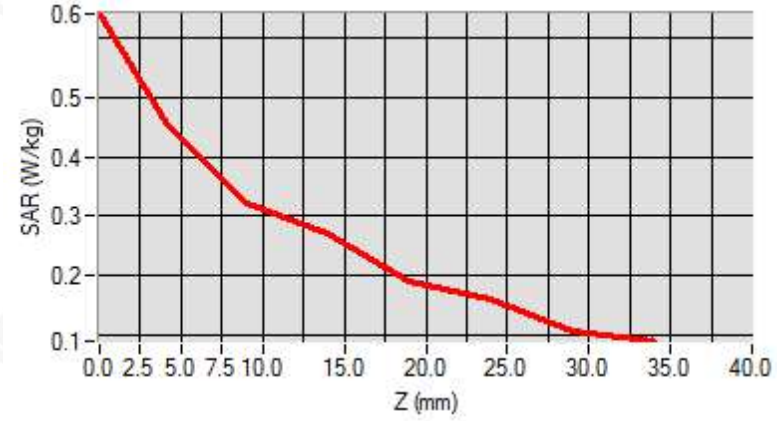

3D screen shot	Hot spot position
	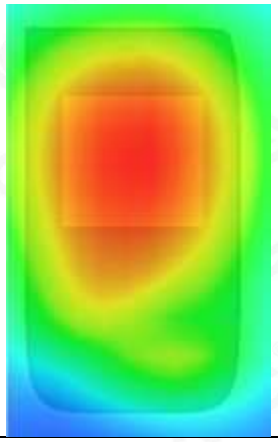

Any report having not been signed by authorized approver, or having been altered without authorization, or having not been stamped by the "Dedicated Testing/Inspection Stamp" is deemed to be invalid. Copying or excerpting portion of, or altering the content of the report is not permitted without the written authorization of AGC. The test results presented in the report apply only to the tested sample. Any objections to report issued by AGC should be submitted to AGC within 15days after the issuance of the test report. Further enquiry of validity or verification of the test report should be addressed to AGC by agc@agc-cert.com.