TKS10-BOX

HOLDS:

SERIES 10 & EARBUDS

IM VERSION:

RASSIM-SY

FINISH:

MATT VARNISH

SPECIALS:

FOIL L3015

HOOK COLOUR:

SILVER

QR CODE:

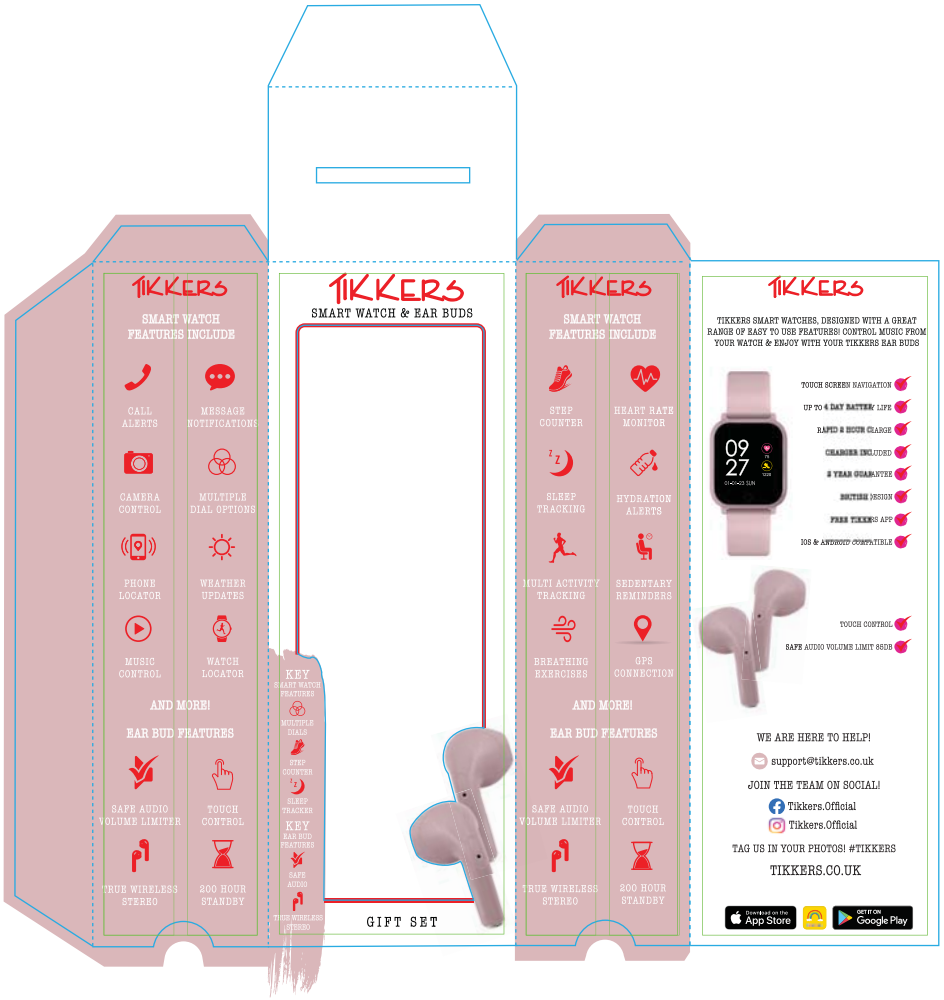

TKS10-BOX

HOLDS:

SERIES 10

IM VERSION:

RASSIM-SY

FINISH:

MATT VARNISH

SPECIALS:

FOIL L3015

HOOK COLOUR:

SILVER

QR CODE:



TKS10-BOX

HOLDS:

SERIES 10 & EARBUDS

IM VERSION:

RASSIM-SY

FINISH:

MATT VARNISH

SPECIALS:

FOIL L3015

HOOK COLOUR:

SILVER

QR CODE:

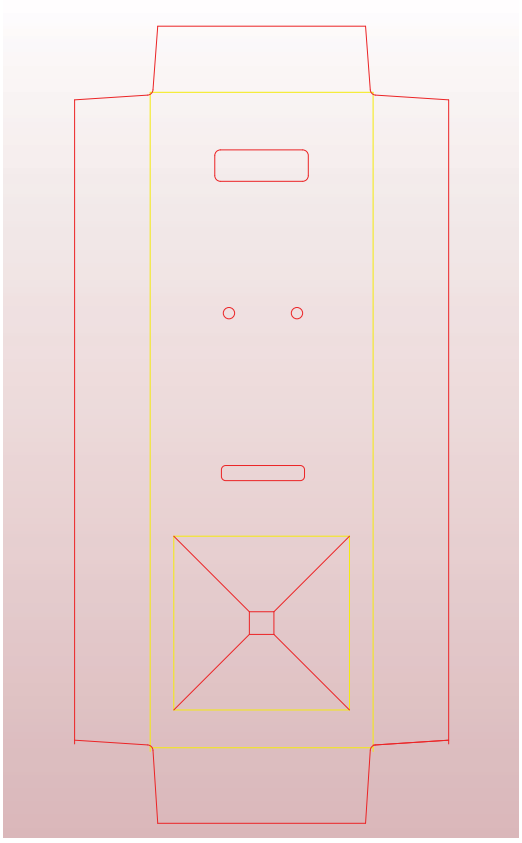

TKS10-BOX

HOLDS:

SERIES 10

IM VERSION:

RASSIM-SY

FINISH:

MATT VARNISH

SPECIALS:

FOIL L3015

HOOK COLOUR:

SILVER

QR CODE:

TIKKERS

Don't forget to follow us on social media for lots of fun stuff! We'd love you to tag us in your photos showing your new TIKKERS™ products!

JOIN THE TEAM ON SOCIAL!

Tikkers.Official

Tikkers.Official

MIX
From responsible sources
FSC® C174616

TIKKERS.CO.UK

EAR BUD SAFETY & WARNINGS

Enjoy your music, but please stay safe & ensure you stay aware of your surroundings at all times. Do not use this product whilst driving or in other potentially dangerous situations. This product is not a toy, not for use by children. These ear buds are a class B product. In a domestic environment, these ear buds may cause radio interference, in which case the user may be required to take adequate measures.

SMART WATCH SAFETY & WARNINGS

TIKKERS smart watches contain components that emit electromagnetic fields, with some of the models containing a magnetic charging dock, please be aware that these models contain magnets. These electromagnetic fields and magnets may interfere with medical devices, such as pacemakers and implanted defibrillators. Please consult your doctor and medical device manufacturer if you use any medical device before using a TIKKERS smart watch • The TIKKERS heart rate monitor is designed for recreational use only, it is not intended for any medical use such as diagnosing or monitoring any medical conditions • The TIKKERS heart rate monitor periodically emits flashing lights, please consult your doctor before use if you have epilepsy or similar conditions. • The TIKKERS heart rate monitor usually provides an accurate estimate of your heart rate, but the reading can be affected by factors such as fit of the smart watch, the physical characteristics of the wearer and the intensity of the activity • Your TIKKERS smart watch will help calculate distances covered. Please consult a doctor before starting new exercise regimes • TIKKERS smart watches contain sensors to track your movement to closely estimate your activity, sleep etc. These close estimations are not always fully accurate • Some wearers may suffer skin irritation if the smart watch is worn for prolonged periods, especially if you suffer from sensitive skin or have allergies. If you notice any irritation you should remove your smart watch. To help prevent any irritation please ensure the smart watch is removed regularly for cleaning & do not over-tighten on your wrist • We recommend you remove your smart watch each day for gentle cleaning.

BATTERY WARNINGS

Do not attempt to replace the battery, open the device enclosure or disassemble your TIKKERS product. Doing so can result in a safety hazard • The integrated rechargeable battery cannot be removed or replaced • Substances within TIKKERS smart watch batteries may harm the environment or cause injury if handled or disposed of improperly. In the unlikely event of contact with battery acid, thoroughly flush the affected area with plenty of clean water and seek IMMEDIATE medical attention • When the battery is fully charged disconnect from charger. DO NOT exceed 2 hour charge time.

DEVICE WARNINGS

This smart watch is a Class A product. In a domestic environment, this product may cause radio interference. In which case the user may be required to take adequate measures • Ensure your smart watch correctly engages with the charging contacts • Before each use, please check the product for damage, do not use if the product is damaged • This is not a toy, children should not play with this product • Never attempt to open your smart watch, this may result in danger • Protect the product from strong impacts, vibrations, direct sunlight and dirt • Do not place heavy objects on the product • Do not exert pressure on the product • Avoid strong magnetic fields e.g. loudspeakers • Salt and thermal water can lead to the corrosion of metal parts. Remove the product before using saunas as the temperature difference can cause condensation • Do not operate the product near heat sources e.g. radiators or other devices emitting heat. Do not cover the product during operation or charging • Never use the product on aeroplanes, in hospitals, service rooms, or near medical electronic systems. The wireless signals transmitted could impact the functionality of sensitive electronics • Do not use your TIKKERS product if the display is cracked • Do not expose your TIKKERS product to extremely high or low temperatures • Do not use abrasive cleaners to clean your TIKKERS product • Remove your TIKKERS product immediately if it feels warm or hot • Do not attempt to wear or operate your TIKKERS product whilst charging • Do not charge your TIKKERS product if wet • Do not check notifications or other applications on the products display while driving or in other situations where distractions could be hazardous. Always be aware of your surroundings when using TIKKERS products and services • Ensure your smart watch is removed at regular intervals for gentle cleaning.

In the case of material damage or personal injury caused by incorrect handling or non-compliance with the safety instructions, no liability can be accepted by TIKKERS. If you have any questions or concerns, please contact us, you'll find our contact details on this leaflet.

Manufactured by: Peers Hardy UK Ltd, Precision House, Harley Way, Birmingham Business Park, Bickenhill Lane, Solihull, B37 7GN, UK. EU Address, Peers Hardy UK LTD, C/O Global E-commerce Experts, Rijnlanderweg 796, Unit H, 2132 NM, Hoofddorp, Netherlands.

Please retain this leaflet for future reference.

FCC ID: 2A2EE-SW-T118

6+ CE UK CA

TIKKERS

SMART WATCH & EAR BUD GIFT SET
QUICK START GUIDE

TIKKERS.CO.UK

Thank you for choosing a Tikkers smart watch & ear bud gift set! This short guide will help you with the essentials, but please visit our website to access full instructions, helpful videos, FAQs and more, all designed to help you get the best from your Tikkers smart watch.

Scan the QR code below to go straight there, or navigate to the SUPPORT section from our home page.

TIKKERS.CO.UK

Tikkers.Official

Tikkers.Official

LETS GET STARTED!

INSTALL TIKKERS APP.

Search for Tikkers App to download onto your smart phone. Alternatively, you can scan the appropriate QR code below.

IOS

ANDROID

TIKKERS.CO.UK

SMART WATCH INSTRUCTIONS

CHARGING GUIDE

Open the charger case and place the watch head into the case. • Connect metal pins of the USB cable with metal paint on reverse of the watch until charging icon appears on screen. • Close the case and plug the USB into the port or plug. • Once a power charger is plugged in, the watch will be activated automatically. • Charge the watch when it displays low battery. • A 2 hour charge time is sufficient to fully charge your smart watch, please ensure you do not exceed a 2 hour charge period.

HOW TO CARE FOR YOUR SMART WATCH

Do not wear your smart watch whilst applying sprays or creams. Do not allow contact with any corrosive agent e.g. paint, solvents or adhesives, as this may affect the finish of the smart watch. Your smart watch is not suitable for swimming or showers. Do not immerse in water. Do not try to replace or disassemble the battery.

SILICONE STRAP CARE

To keep your silicone strap looking good, clean it regularly with mild soap and water to remove any dirt, oils, lotions etc., ensuring the case of your smart watch does not get wet. When you are not wearing your smart watch, we recommend you store it in the gift box received with purchase.

STEP COUNTER

Smart watches use multaxis inertial sensors called accelerometers. These detect wrist movement in order to measure steps. However, some wrist actions whilst standing or sitting can mimic the arm movement of a step and can therefore falsely record steps. The step count recorded each day should be used as a guide only.

IP68

Your watch is IP68 and it is certified suitable for swimming. You may swim for up to 30 minutes to a maximum depth of 1.5 Meters.

We do not recommend our watches for use in saltwater. Always rinse and dry your smart watch after swimming.

EAR BUD INSTRUCTIONS

CHARGING GUIDE

1.Insert charging cable into the charging port & connect to power supply.
2.The charging indicator light will illuminate red to show case is charging.
3.Allow to charge for around 60 minutes, the charging indicator light will be illuminated continuously once fully charged.
4.Always take care not to exceed 60 minute charge time.

SETTING UP

1.Remove ear buds from case once fully charged. The indicator of earpod-L flashes red quickly and that of earpod-R flashes red slowly, meaning they are ready to pair.
2.Open Bluetooth connections within phone or tablet settings. Search "Tikkers" and select.
3.If the indicator flashes red and blue quickly, the ear buds are disconnected.

LISTENING TO MUSIC

1.Double tap earpod-L touch area to play previous song.
2.Double tap earpod-R touch area to play next song.
3.Triple tap earpod-L touch area to decrease the volume.
4.Triple tap earpod-R touch area to increase the volume.

Tikkers ear buds are limited to a volume of 85db for your protection.

PHONE CALLS

1.Quick tap touch area to answer call when in use.
2.Quick tap touch area again to end call.
3.Press for about 1.5 seconds to reject call.

VOICE CONTROL

1.Press for about 3 seconds to activate voice assistant.

Please follow these simple instructions to keep your ear buds looking & sounding great!

• Clean product with a damp cloth & mild soap. • Not designed to be submerged in water, should this occur product will malfunction. • Avoid excessive twisting / turning of charging cable as this can cause malfunction. • Contains no serviceable components. Do not attempt to open the ear buds or their casing as this may cause harm. • Keep away from strong magnetic fields to avoid interference.

GUARANTEE

Quality and style are at the heart of what we do. Tikkers certifies this product is produced using premium materials and is fully tested before leaving our manufacturing centre.

Your product is guaranteed against any defective parts & construction for 2 years from the date of purchase. Your guarantee is only valid if you present your original receipt when returning the item. This guarantee provides you with rights in addition to your consumer statutory rights and therefore does not limit your statutory rights. Please note this guarantee does not cover lenses, bands, straps or bracelets, water penetration or batteries. Additionally, breakages caused by accident or maltreatment are not covered.

We hope you'll love your watch, but if you do have any problems please contact us and we'll guide you through the guarantee process. +44 (0) 121 524 1600 tikkers@peershardy.co.uk

COMPATIBILITY

The Tikkers App. is compatible on the following smart phones:

Android (version 4.4 and above)
Apple IOS (version 8.0 and above)

Please make sure the App. is the latest version and check for updates.

Bluetooth requirement 5.0. Bluetooth Range 10m

PRIVACY POLICY - tikkers.co.uk/pages/privacy-policy

FCC Statement:

This device complies with part 15 of the FCC Rules. Operation is subject to the following two conditions: (1) This device may not cause harmful interference, and (2) this device must accept any interference received, including interference that may cause undesired operation.

This equipment has been tested and found to comply with the limits for a Class B digital device, pursuant to part 15 of the FCC Rules. These limits are designed to provide reasonable protection against harmful interference in a residential installation. This equipment generates, uses and can radiate radio frequency energy and, if not installed and used in accordance with the instructions, may cause harmful interference to radio communications. However, there is no guarantee that interference will not occur in a particular installation. If this equipment does cause harmful interference to radio or television reception, which can be determined by turning the equipment off and on, the

user is encouraged to try to correct the interference by one or more of the following measures: —Reorient or relocate the receiving antenna.

—Increase the separation between the equipment and receiver.

—Connect the equipment into an outlet on a circuit different from that to which the receiver is connected.

—Consult the dealer or an experienced radio/TV technician for help.

Caution: Any changes or modifications not expressly approved by the party responsible for compliance could void the user's authority to operate the equipment.

This equipment complies with FCC radiation exposure limits set forth for an uncontrolled environment. This transmitter must not be co‐located or operating in conjunction with any other antenna or transmitter.