Wireless Charging Pad

User Manual

Model:2BRQI1295,2BRQI1295B0G7,2BRQI1295W0G7

Thank you for purchasing our products. This manual addresses the safety guidelines, warranty and operating instructions Please review this manual thoroughly before operating your device.

Important Safety Instructions

Warning: Failure to follow these instructions could result in fire. electric shock, injury, or damage to the charger or other property . Read all the safety information below before using the charger.

- Keep the charger away from sources of liquid, such as drinks oils, lotions, sinks, bathtubs, and shower stalls. Protect the charger from dampness, humidity, or wet weather such as rain, snow, and fog.
- Do not connect/disconnect the charger with wet hands.
- When using the charger, remove metallic cases and avoid placing metallic foreign objects on it (for example, keys, coins, batteries, or jewelry), as they may interfere with charging or become warm enough to cause discomfort or injury if your skin comes into contact with term.Do not place any item with a RFID tag (for example, a contactless credit card, passport, or access card) on the charger because the RFID tag could be damaged.
- Do not attempt to repair the charger yourself. Disassembling the charger may damage itor cause injury to you .If the charger is damaged or malfunctions, discontinue use and contact us.
- The charger contains magnets and radios that emit electromagnetic fields. Consult your physician and medical device manufacturer for information specific to your medical device and whether you need to maintain a safe distance of separation between your medical device and the charger.
- Provide power to the charger using original or certified power adapters.
- If you want to clean the charger, only use a dry cloth or brush.
- This charger is not a toy, keep it away from children and ensure thatwhoever uses the product read and follow these instructions.

Specifications

- Magnetic Wireless Charger x 1
- 1 m USB-C integrated cabie x1
- USB-A to USB-C adapter x 1
- User Manual x 1

At a Glance

USB-C input
Magnet
Twistable Metal Stand
Charging area

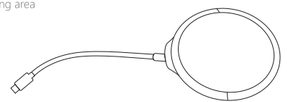

Using the Product

1. Connect the charger to a PD adapter (not included) and connect the adapter to a power source.

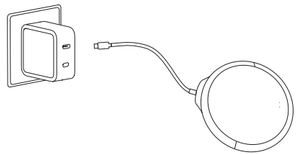

Recommended power adapter specifications:

- Output Voltage/ Current: DC 9V/2A
- Minimum Power Output: 18W
- Output Port: USB-C

2. Place a supported mobiledevice on the charger andmake sure that the mobiledevice is in charging state.
3. When the mobile device isfully charged, remove it from the charger.
4. Adjust twistable stand then put the phone on the desk or other surface

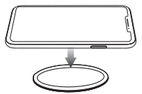

Specifications

Input	9V / 12V
Output	5W / 7.5W / 10W / 15W
Phone Case ThicknessRequirement	< 5mm (no requirement for magneticphone cases)
Operating Temperature	0 to 40°C
Dimensions	59.5mm (dia) x 11mm
Weight	40g

FCC Statement
Changes or modifications not expressly approved by the party responsible for compliance could void the user's authority to operate the equipment.
This equipment has been tested and found to comply with the limits for a Class B digital device, pursuant to Part 15 of the FCC Rules. These limits are designed to provide reasonable protection against harmful interference in a residential installation. This equipment generates uses and can radiate radio frequency energy and, if not installed and used in accordance with the instructions, may cause harmful interference to radio communications. However, there is no guarantee that interference will not occur in a particular installation.
If this equipment does cause harmful interference to radio or television reception, which can be determined by turning the equipment off and on, the user is encouraged to try to correct the interference by one or more of the following measures:
-- Reorient or relocate the receiving antenna.
-- Increase the separation between the equipment and receiver.
-- Connect the equipment into an outlet on a circuit different from that to which the receiver is connected.
-- Consult the dealer or an experienced radio/TV technician for help
This device complies with part 15 of the FCC rules. Operation is subject to the following two conditions (1)this device may not cause harmful interference, and (2) this device must accept any interference received, including interference that may cause undesired operation.
This equipment complies with FCC radiation exposure limits set forth for an uncontrolled environment. This equipment should be installed and operated with minimum distance 20cm between the radiator & your body.