g.

Working Frequency	Sub range (GHz)	RBW	VBW	Sweep time (s)
LTE FDD Band 12	0.03~26.5	1 MHz	3 MHz	Auto

Radiated Spurious Measurement:

a. The EUT shall be placed at the specified height on a support, and in the position closest to normal use as declared by provider.
b. The test antenna shall be oriented initially for vertical polarization and shall be chosen to correspond to the frequency of the transmitter.
c. The output of the test antenna shall be connected to the measuring receiver.
d. The transmitter shall be switched on and the measuring receiver shall be tuned to the frequency of the transmitter under test.
e. The test antenna shall be raised and lowered through the specified range of height until a maximum signal level is detected by the measuring receiver.
f. The transmitter shall then be rotated through 360° in the horizontal plane, until the maximum signal level is detected by the measuring receiver.
g. The test antenna shall be raised and lowered again through the specified range of height until a maximum signal level is detected by the measuring receiver.
h. The maximum signal level detected by the measuring receiver shall be noted.
i. The transmitter shall be replaced by a substitution antenna.
j. The substitution antenna shall be orientated for vertical polarization and the length of the substitution antenna shall be adjusted to correspond to the frequency of the transmitter.
k. The substitution antenna shall be connected to a calibrated signal generator.
l. If necessary, the input attenuator setting of the measuring receiver shall be adjusted in order to increase the sensitivity of the measuring receiver.
m. The test antenna shall be raised and lowered through the specified range of height to ensure that the maximum signal is received.
n. The input signal to the substitution antenna shall be adjusted to the level that produces a level detected by the measuring receiver, that is equal to the level noted while the transmitter radiated power was measured, corrected for the change of input attenuator setting of the measuring receiver.
o. The measurement shall be repeated with the test antenna and the substitution antenna orientated for horizontal polarization.
p. The measure of the effective radiated power is the larger of the two levels recorded at the input to the substitution antenna, corrected for gain of the substitution antenna if necessary.
q. The resolution bandwidth of the spectrum analyzer was set at 100 kHz for Part 22 and 1MHz for Part 24. The frequency range was checked up to 10th harmonic.
r. Test site anechoic chamber refer to ANSI C63.

TEST RESULTS

Remark:

1. *We were tested all RB Configuration refer 3GPP TS136 521 for each Channel Bandwidth of LTE FDD Band 12; recorded worst case for each Channel Bandwidth of LTE FDD Band 12.*

Conducted Measurement:

The results shown in this test report refer only to the sample(s) tested unless otherwise stated and the sample(s) are retained for 30 days only. The document is issued by HUAK, this document cannot be reproduced except in full with our prior written permission. The more details and the authenticity of the report will be confirmed at http://www.cer-mark.com.

LTE FDD Band 12-1.4MHz Channel Bandwidth	
Low Channel	
QPSK	16QAM
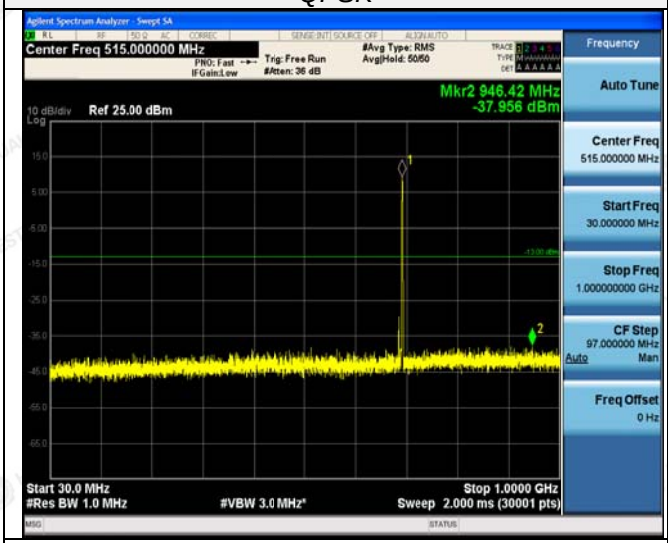	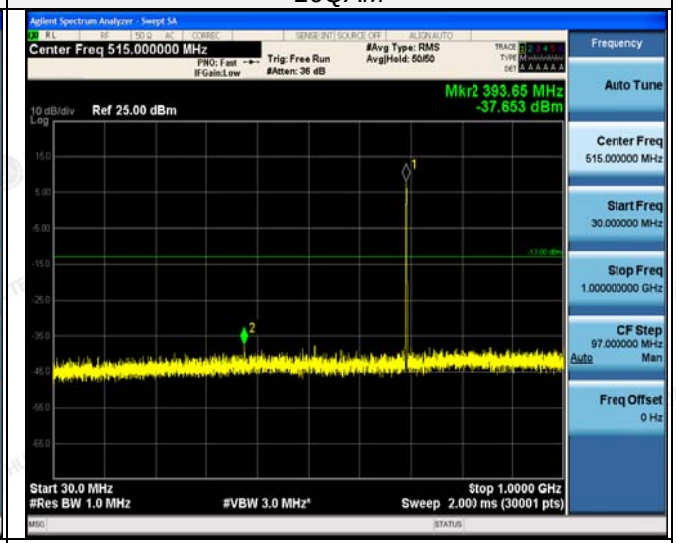
30MHz~1GHz	30MHz~1GHz
1GHz ~5GHz	1GHz ~5GHz
5GHz ~12GHz	5GHz ~12GHz

The results shown in this test report refer only to the sample(s) tested unless otherwise stated and the sample(s) are retained for 30 days only. The document is issued by HUAK, this document cannot be reproduced except in full with our prior written permission. The more details and the authenticity of the report will be confirmed at http://www.cer-mark.com.

12GHz ~26.5GHz	*12GHz ~26.5GHz*
1RB#0	*1RB#0*

The results shown in this test report refer only to the sample(s) tested unless otherwise stated and the sample(s) are retained for 30 days only. The document is issued by HUAK, this document cannot be reproduced except in full with our prior written permission. The more details and the authenticity of the report will be confirmed at http://www.cer-mark.com.

LTE FDD Band 12-1.4MHz Channel Bandwidth	
Middle Channel	
QPSK	16QAM
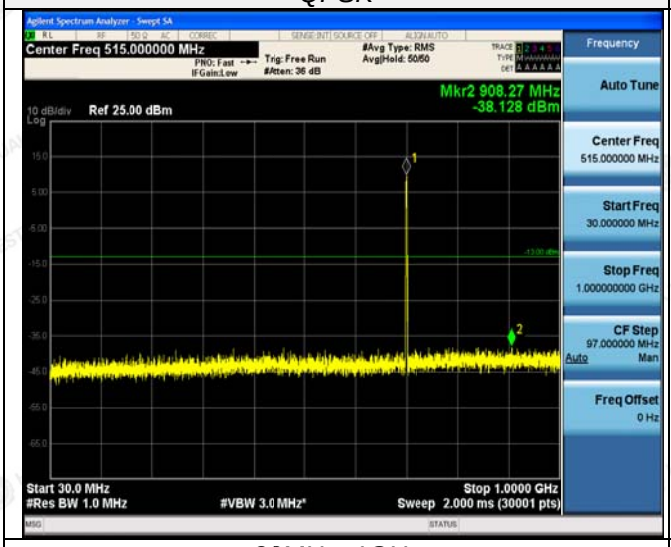	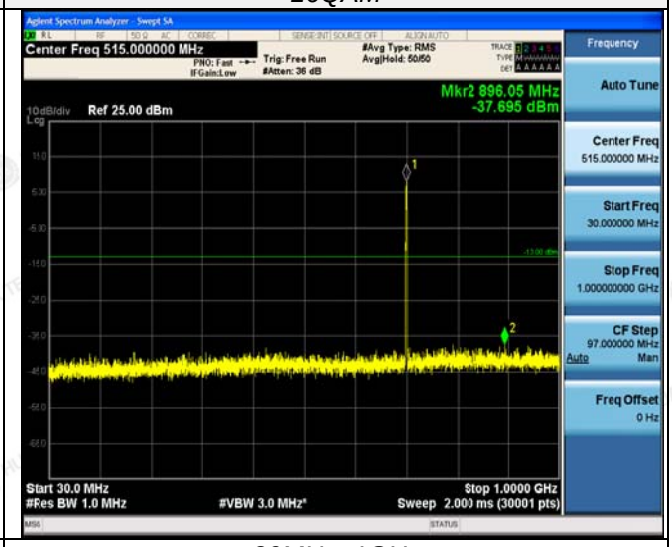
30MHz~1GHz	30MHz~1GHz
1GHz ~5GHz	1GHz ~5GHz
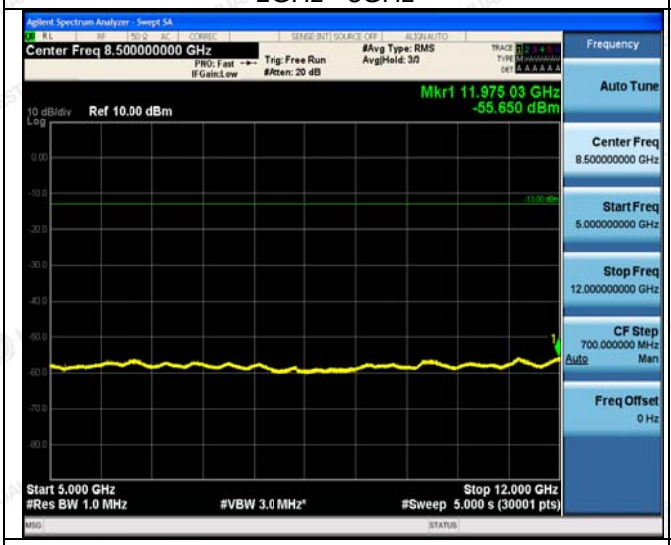	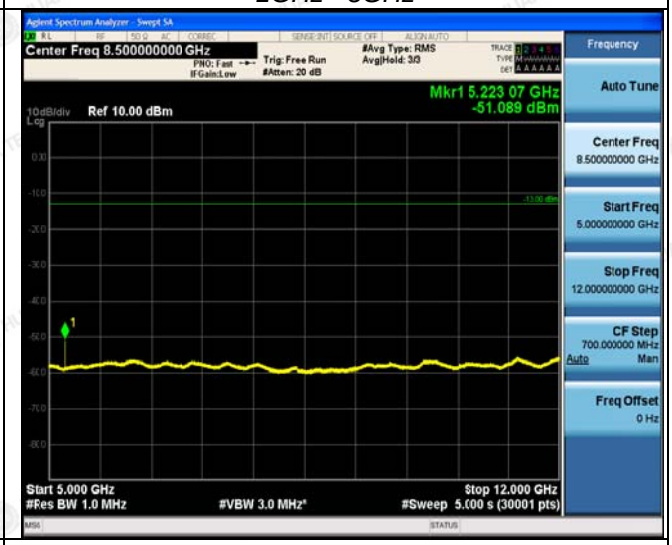
5GHz ~12GHz	5GHz ~12GHz

The results shown in this test report refer only to the sample(s) tested unless otherwise stated and the sample(s) are retained for 30 days only. The document is issued by HUAK, this document cannot be reproduced except in full with our prior written permission. The more details and the authenticity of the report will be confirmed at http://www.cer-mark.com.

12GHz ~26.5GHz	*12GHz ~26.5GHz*
1RB#0	*1RB#0*

The results shown in this test report refer only to the sample(s) tested unless otherwise stated and the sample(s) are retained for 30 days only. The document is issued by HUAK, this document cannot be reproduced except in full with our prior written permission. The more details and the authenticity of the report will be confirmed at http://www.cer-mark.com.

LTE FDD Band 12-1.4MHz Channel Bandwidth	
High Channel	
QPSK	16QAM
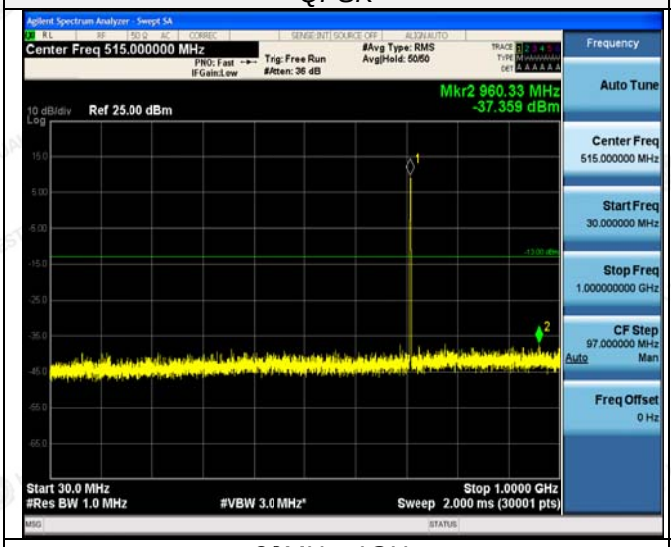	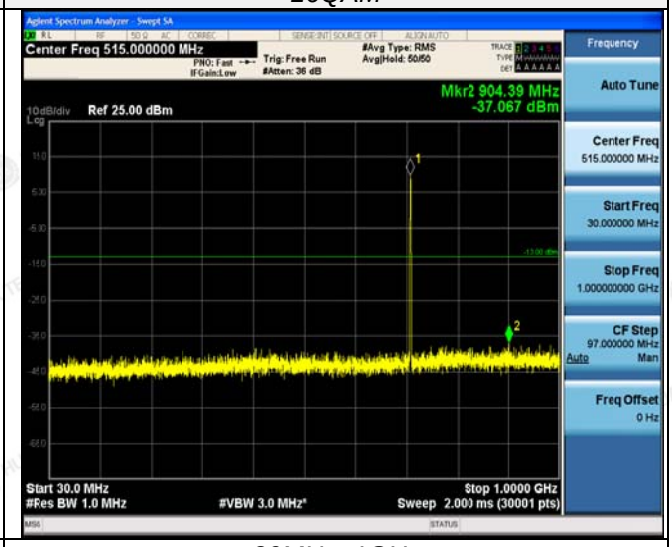
30MHz~1GHz	30MHz~1GHz
1GHz ~5GHz	1GHz ~5GHz
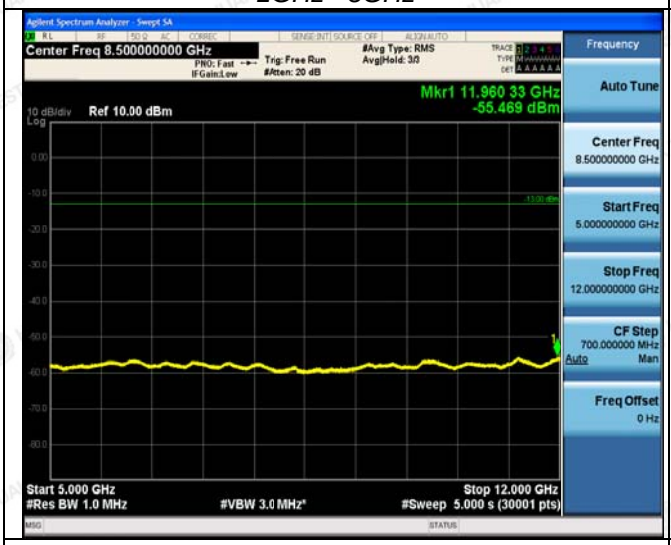	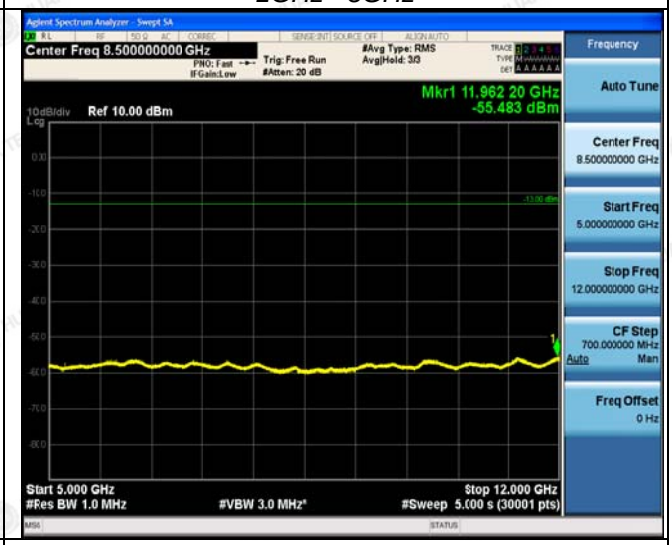
5GHz ~12GHz	5GHz ~12GHz

The results shown in this test report refer only to the sample(s) tested unless otherwise stated and the sample(s) are retained for 30 days only. The document is issued by HUAK, this document cannot be reproduced except in full with our prior written permission. The more details and the authenticity of the report will be confirmed at http://www.cer-mark.com.

12GHz ~26.5GHz	*12GHz ~26.5GHz*
1RB#0	*1RB#0*

The results shown in this test report refer only to the sample(s) tested unless otherwise stated and the sample(s) are retained for 30 days only. The document is issued by HUAK, this document cannot be reproduced except in full with our prior written permission. The more details and the authenticity of the report will be confirmed at http://www.cer-mark.com.

LTE FDD Band 12-3MHz Channel Bandwidth	
Low Channel	
QPSK	16QAM
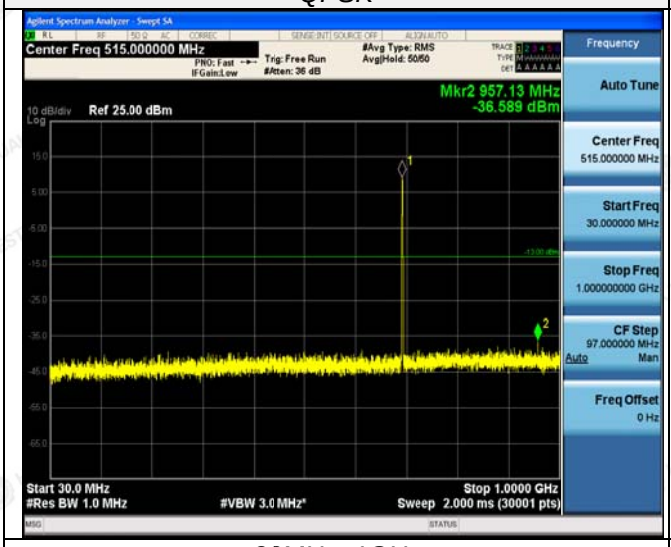	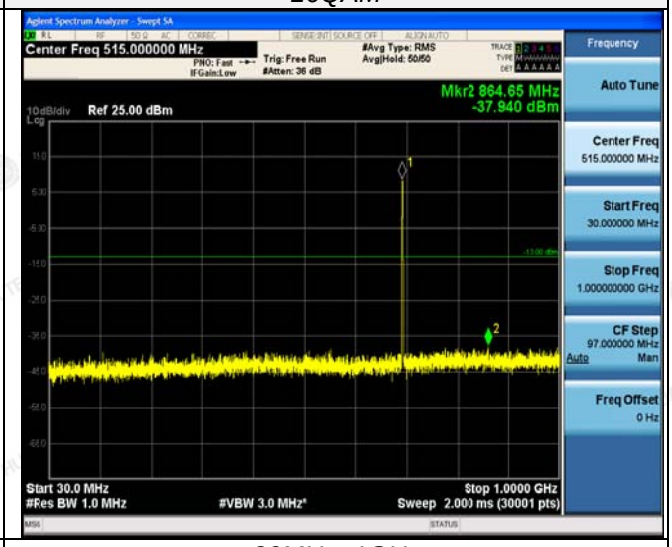
30MHz~1GHz	30MHz~1GHz
1GHz ~5GHz	1GHz ~5GHz
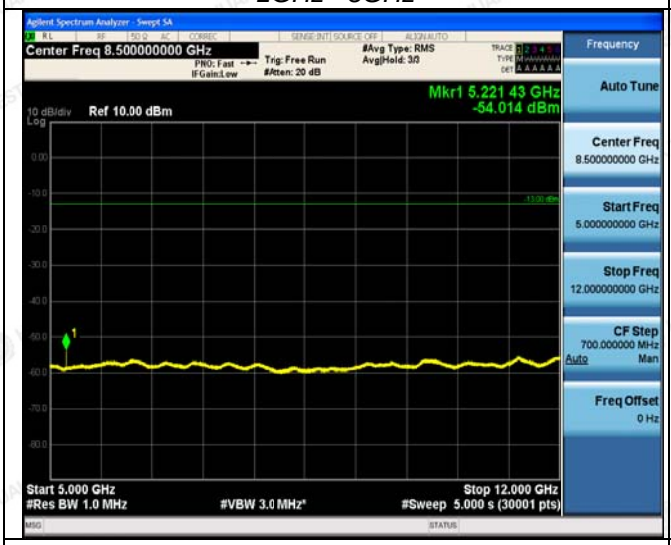	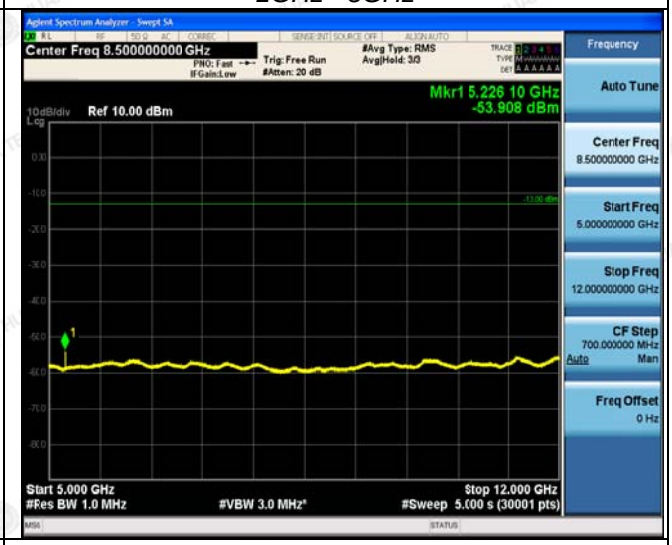
5GHz ~12GHz	5GHz ~12GHz

The results shown in this test report refer only to the sample(s) tested unless otherwise stated and the sample(s) are retained for 30 days only. The document is issued by HUAK, this document cannot be reproduced except in full with our prior written permission. The more details and the authenticity of the report will be confirmed at http://www.cer-mark.com.

12GHz ~26.5GHz	*12GHz ~26.5GHz*
1RB#0	*1RB#0*

The results shown in this test report refer only to the sample(s) tested unless otherwise stated and the sample(s) are retained for 30 days only. The document is issued by HUAK, this document cannot be reproduced except in full with our prior written permission. The more details and the authenticity of the report will be confirmed at http://www.cer-mark.com.

LTE FDD Band 12-3MHz Channel Bandwidth	
Middle Channel	
QPSK	16QAM
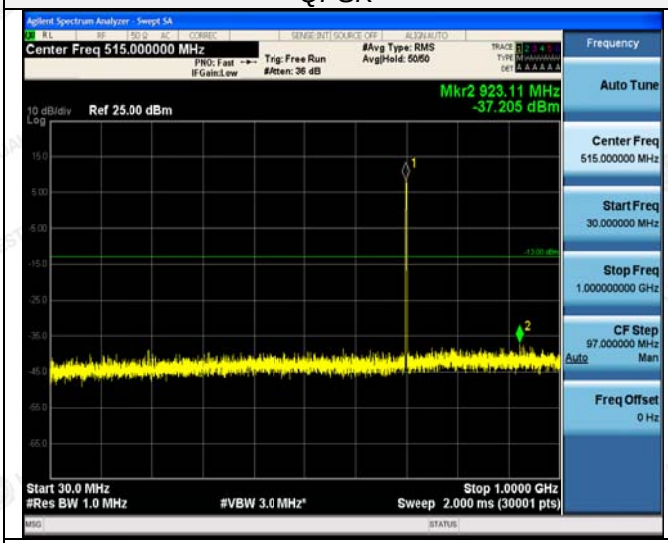	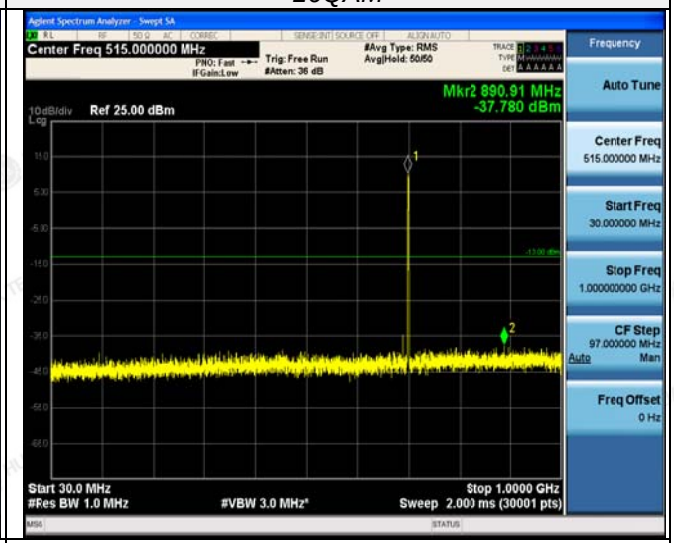
30MHz~1GHz	30MHz~1GHz
1GHz ~5GHz	1GHz ~5GHz
5GHz ~12GHz	5GHz ~12GHz

The results shown in this test report refer only to the sample(s) tested unless otherwise stated and the sample(s) are retained for 30 days only. The document is issued by HUAK, this document cannot be reproduced except in full with our prior written permission. The more details and the authenticity of the report will be confirmed at http://www.cer-mark.com.

12GHz ~26.5GHz	*12GHz ~26.5GHz*
1RB#0	*1RB#0*

The results shown in this test report refer only to the sample(s) tested unless otherwise stated and the sample(s) are retained for 30 days only. The document is issued by HUAK, this document cannot be reproduced except in full with our prior written permission. The more details and the authenticity of the report will be confirmed at http://www.cer-mark.com.

LTE FDD Band 12-3MHz Channel Bandwidth	
High Channel	
QPSK	16QAM
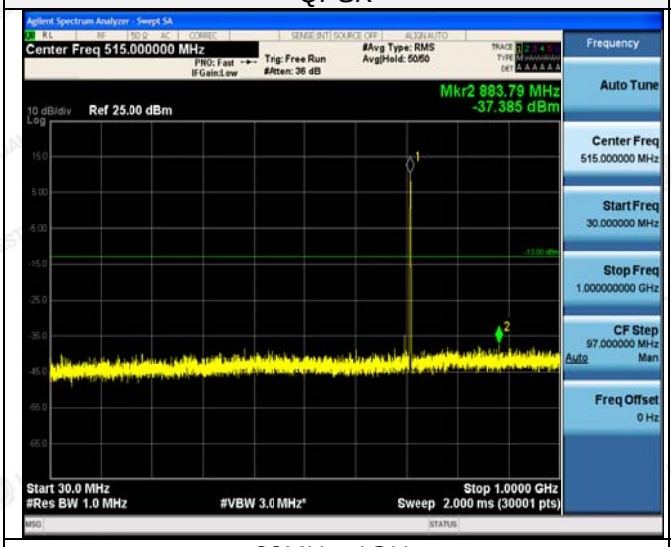	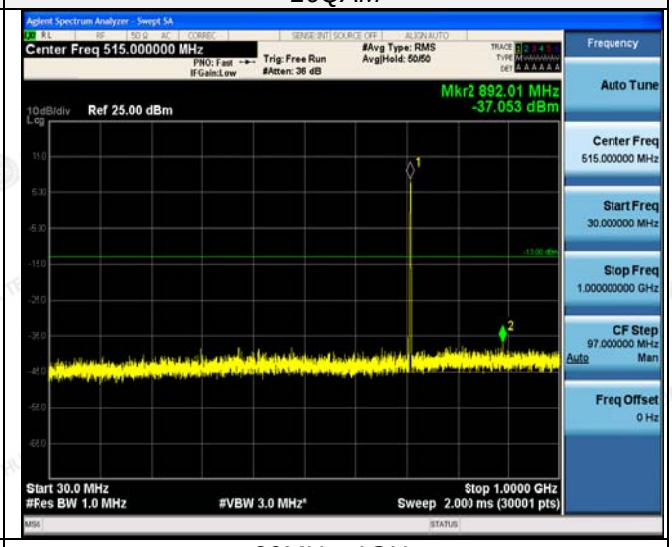
30MHz~1GHz	30MHz~1GHz
1GHz ~5GHz	1GHz ~5GHz
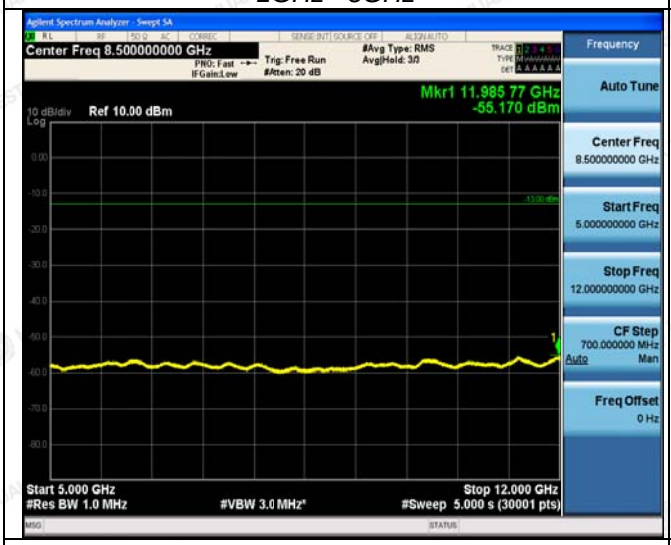	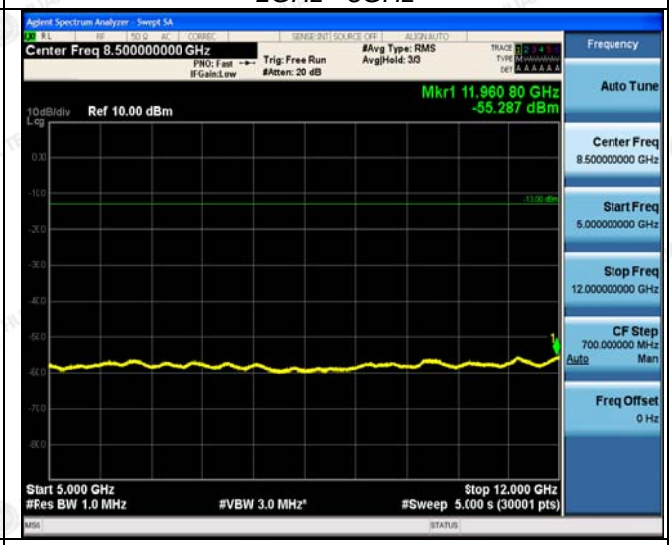
5GHz ~12GHz	5GHz ~12GHz

The results shown in this test report refer only to the sample(s) tested unless otherwise stated and the sample(s) are retained for 30 days only. The document is issued by HUAK, this document cannot be reproduced except in full with our prior written permission. The more details and the authenticity of the report will be confirmed at http://www.cer-mark.com.

12GHz ~26.5GHz	*12GHz ~26.5GHz*
1RB#0	*1RB#0*

The results shown in this test report refer only to the sample(s) tested unless otherwise stated and the sample(s) are retained for 30 days only. The document is issued by HUAK, this document cannot be reproduced except in full with our prior written permission. The more details and the authenticity of the report will be confirmed at http://www.cer-mark.com.

LTE FDD Band 12-5MHz Channel Bandwidth	
Low Channel	
QPSK	16QAM
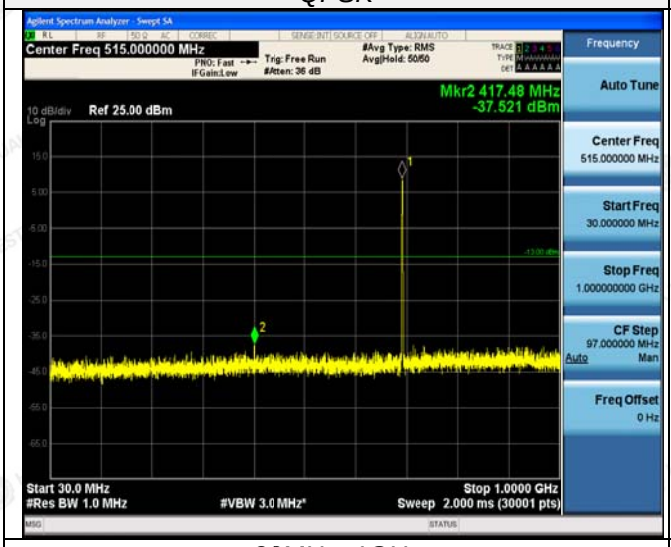	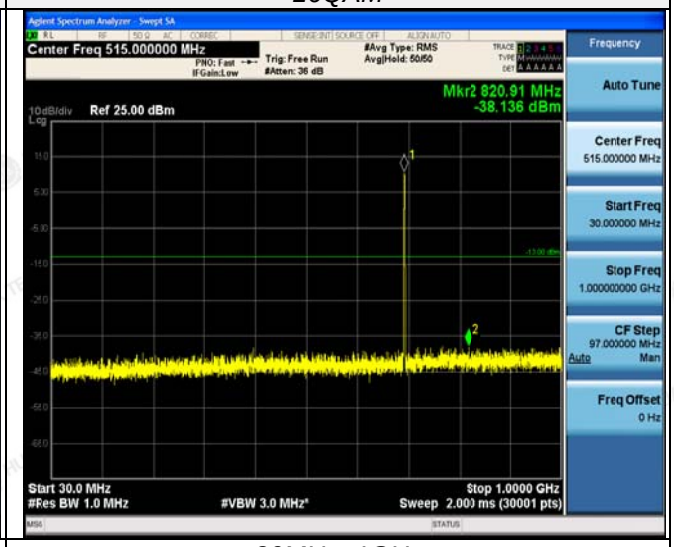
30MHz~1GHz	30MHz~1GHz
1GHz ~5GHz	1GHz ~5GHz
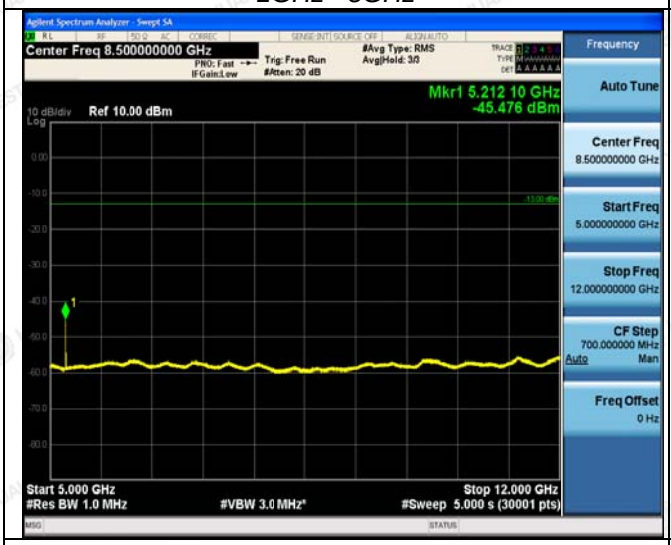	
5GHz ~12GHz	5GHz ~12GHz

The results shown in this test report refer only to the sample(s) tested unless otherwise stated and the sample(s) are retained for 30 days only. The document is issued by HUAK, this document cannot be reproduced except in full with our prior written permission. The more details and the authenticity of the report will be confirmed at http://www.cer-mark.com.

12GHz ~26.5GHz	*12GHz ~26.5GHz*
1RB#0	*1RB#0*

The results shown in this test report refer only to the sample(s) tested unless otherwise stated and the sample(s) are retained for 30 days only. The document is issued by HUAK, this document cannot be reproduced except in full with our prior written permission. The more details and the authenticity of the report will be confirmed at http://www.cer-mark.com.

LTE FDD Band 12-5MHz Channel Bandwidth	
Middle Channel	
QPSK	16QAM
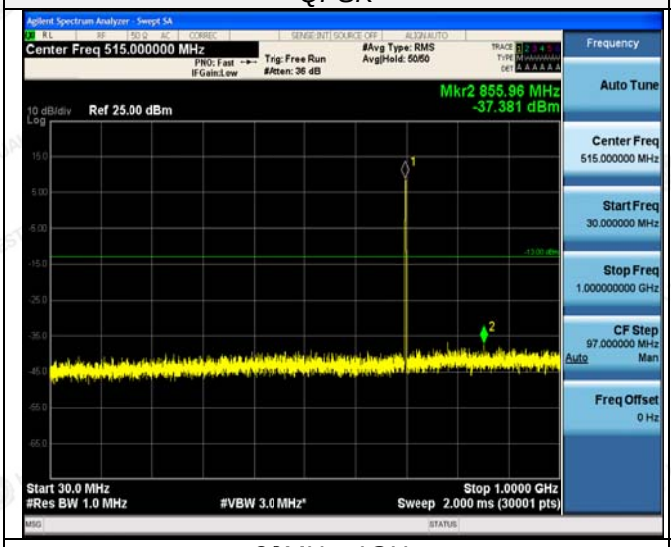	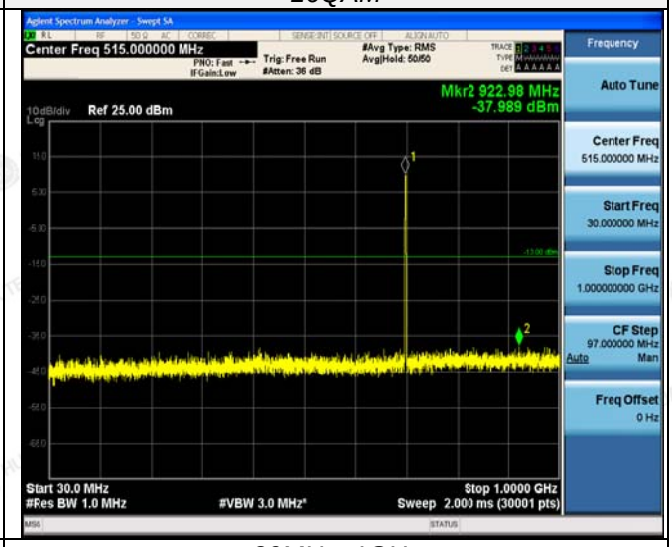
30MHz~1GHz	30MHz~1GHz
1GHz ~5GHz	1GHz ~5GHz
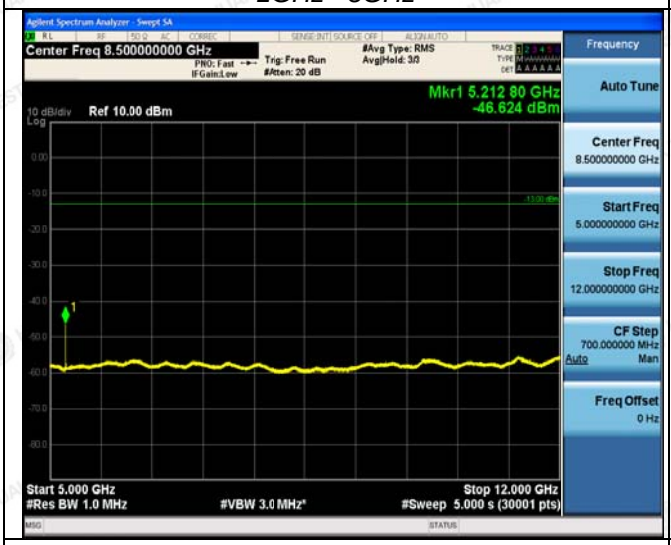	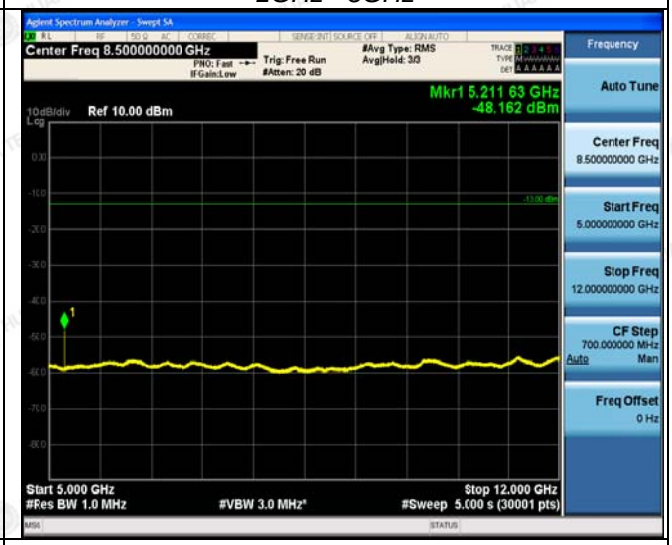
5GHz ~12GHz	5GHz ~12GHz

The results shown in this test report refer only to the sample(s) tested unless otherwise stated and the sample(s) are retained for 30 days only. The document is issued by HUAK, this document cannot be reproduced except in full with our prior written permission. The more details and the authenticity of the report will be confirmed at http://www.cer-mark.com.

12GHz ~26.5GHz	*12GHz ~26.5GHz*
1RB#0	*1RB#0*

The results shown in this test report refer only to the sample(s) tested unless otherwise stated and the sample(s) are retained for 30 days only. The document is issued by HUAK, this document cannot be reproduced except in full with our prior written permission. The more details and the authenticity of the report will be confirmed at http://www.cer-mark.com.

LTE FDD Band 12-5MHz Channel Bandwidth	
High Channel	
QPSK	16QAM
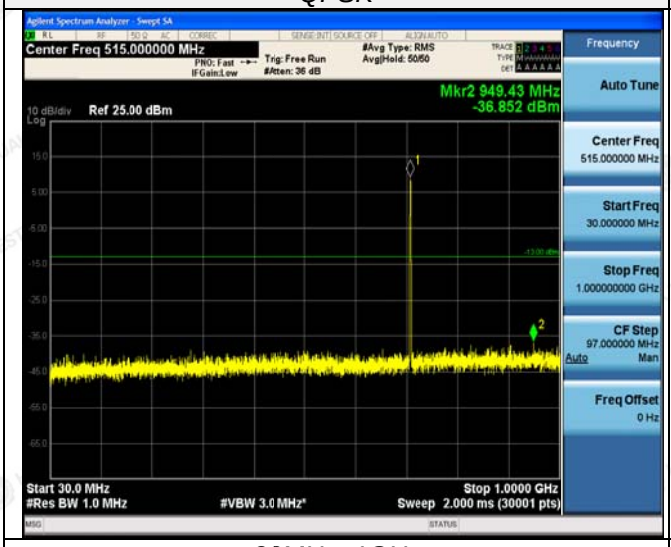	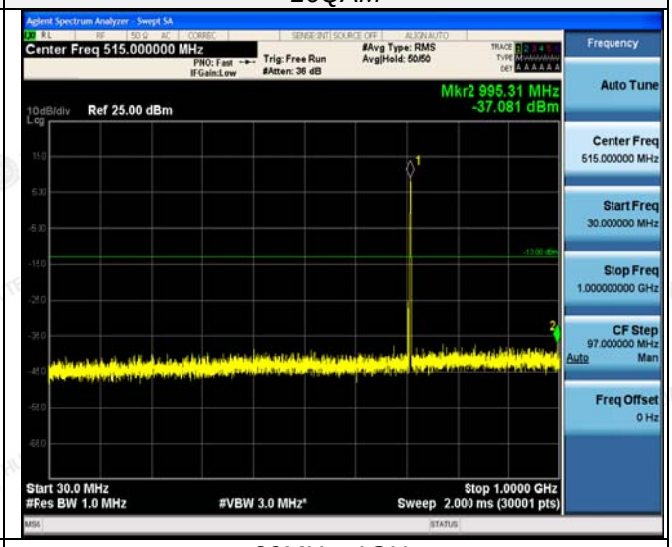
30MHz~1GHz	30MHz~1GHz
1GHz ~5GHz	1GHz ~5GHz
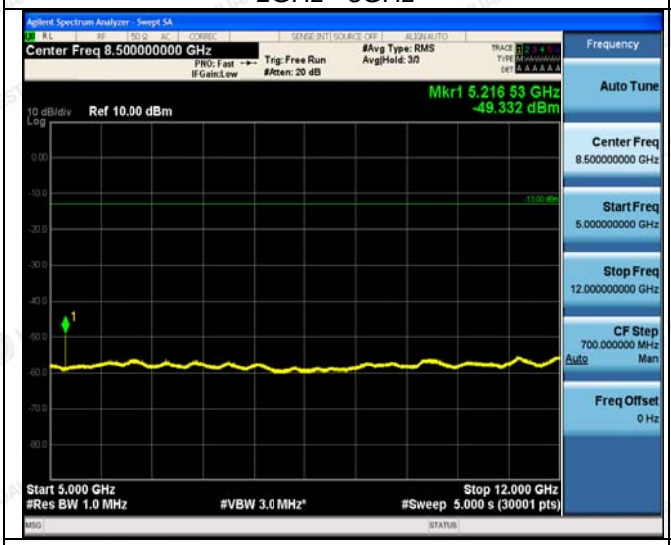	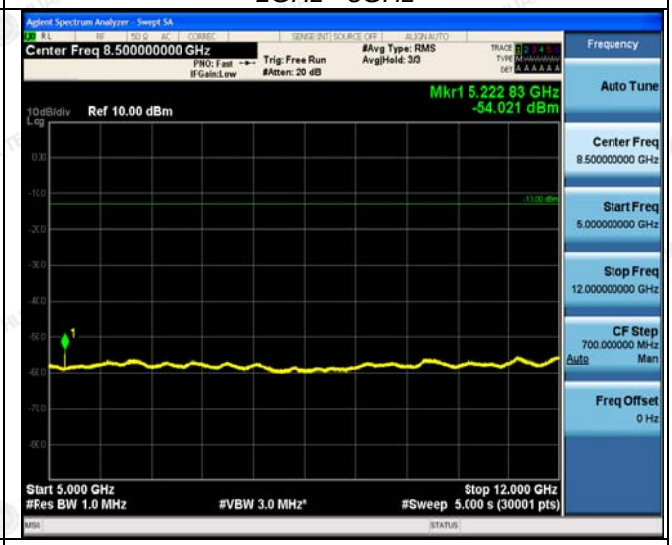
5GHz ~12GHz	5GHz ~12GHz

The results shown in this test report refer only to the sample(s) tested unless otherwise stated and the sample(s) are retained for 30 days only. The document is issued by HUAK, this document cannot be reproduced except in full with our prior written permission. The more details and the authenticity of the report will be confirmed at http://www.cer-mark.com.

12GHz ~26.5GHz	*12GHz ~26.5GHz*
1RB#0	*1RB#0*

The results shown in this test report refer only to the sample(s) tested unless otherwise stated and the sample(s) are retained for 30 days only. The document is issued by HUAK, this document cannot be reproduced except in full with our prior written permission. The more details and the authenticity of the report will be confirmed at http://www.cer-mark.com.

LTE FDD Band 12-10MHz Channel Bandwidth	
Low Channel	
QPSK	16QAM
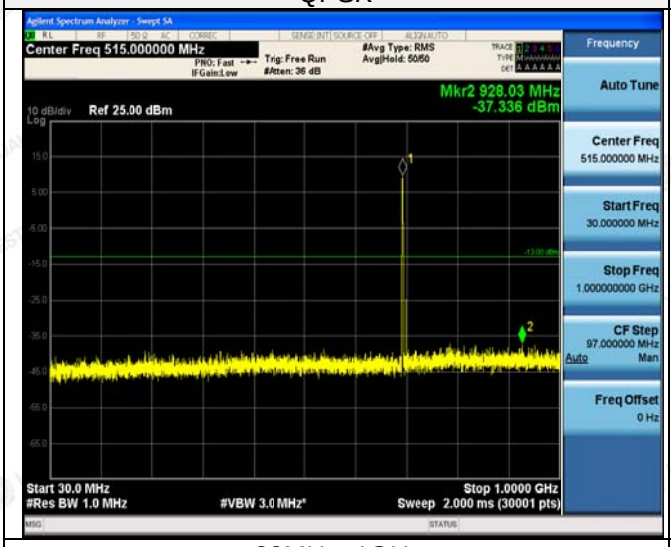	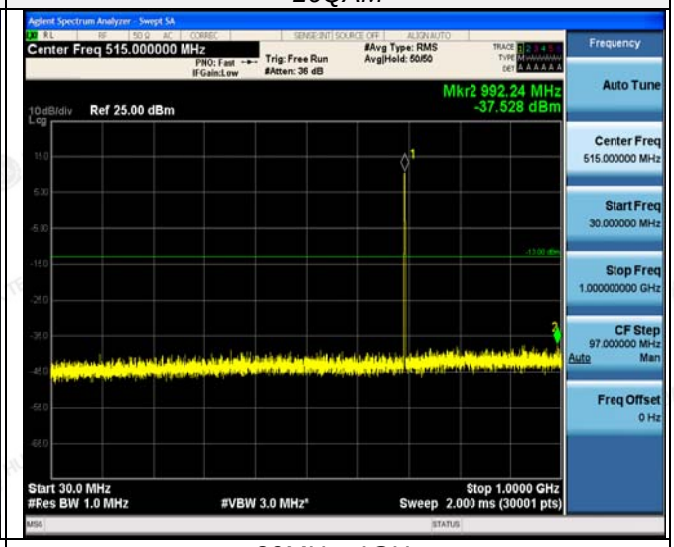
30MHz~1GHz	30MHz~1GHz
1GHz ~5GHz	1GHz ~5GHz
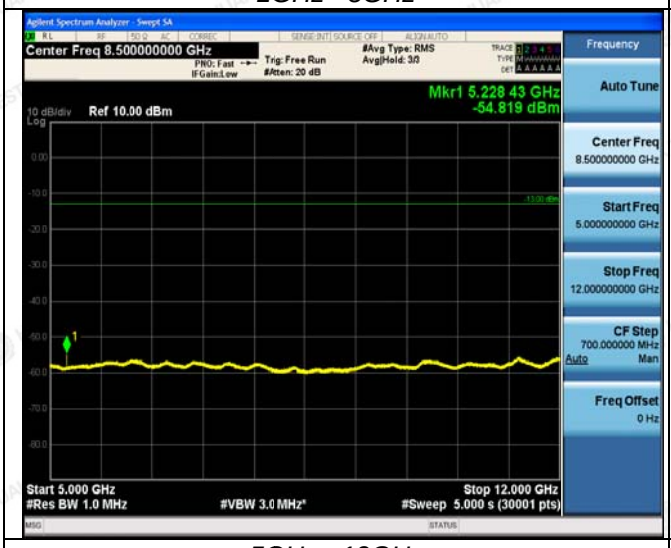	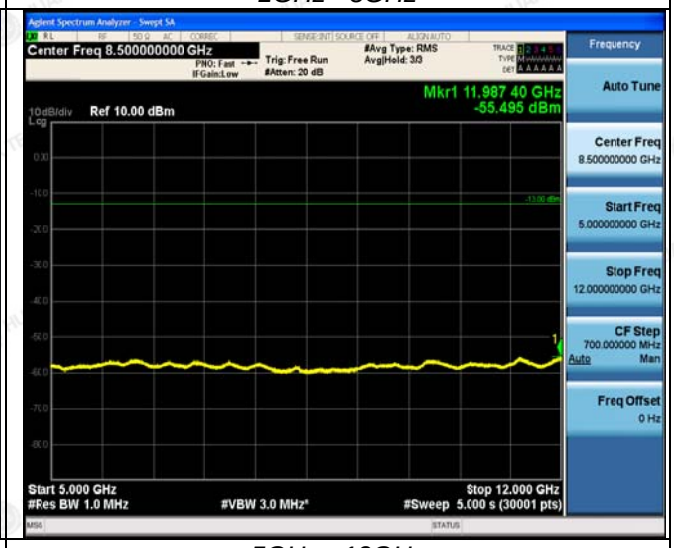
5GHz ~12GHz	5GHz ~12GHz

The results shown in this test report refer only to the sample(s) tested unless otherwise stated and the sample(s) are retained for 30 days only. The document is issued by HUAK, this document cannot be reproduced except in full with our prior written permission. The more details and the authenticity of the report will be confirmed at http://www.cer-mark.com.

12GHz ~26.5GHz	*12GHz ~26.5GHz*
1RB#0	*1RB#0*

The results shown in this test report refer only to the sample(s) tested unless otherwise stated and the sample(s) are retained for 30 days only. The document is issued by HUAK, this document cannot be reproduced except in full with our prior written permission. The more details and the authenticity of the report will be confirmed at http://www.cer-mark.com.

LTE FDD Band 12-10MHz Channel Bandwidth	
Middle Channel	
QPSK	16QAM
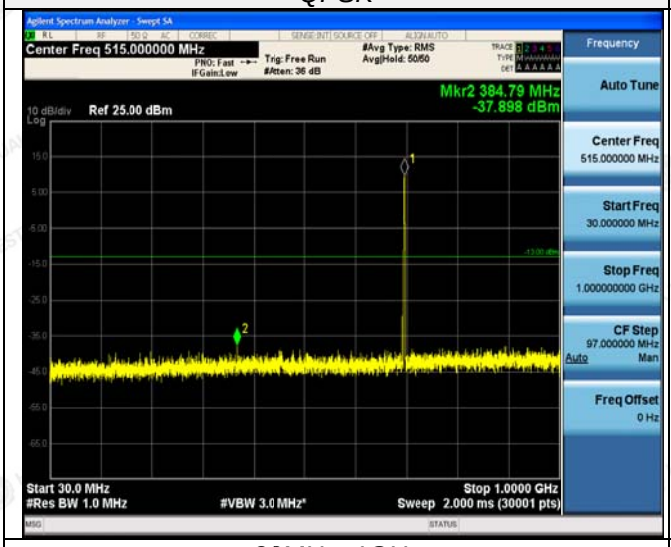	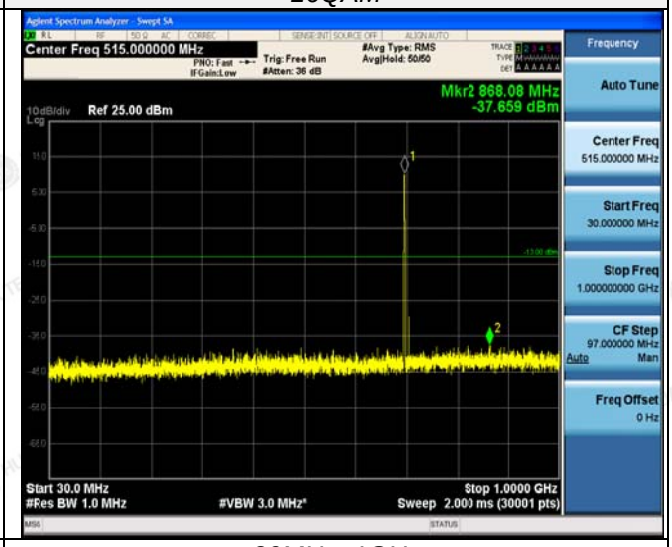
30MHz~1GHz	30MHz~1GHz
1GHz ~5GHz	1GHz ~5GHz
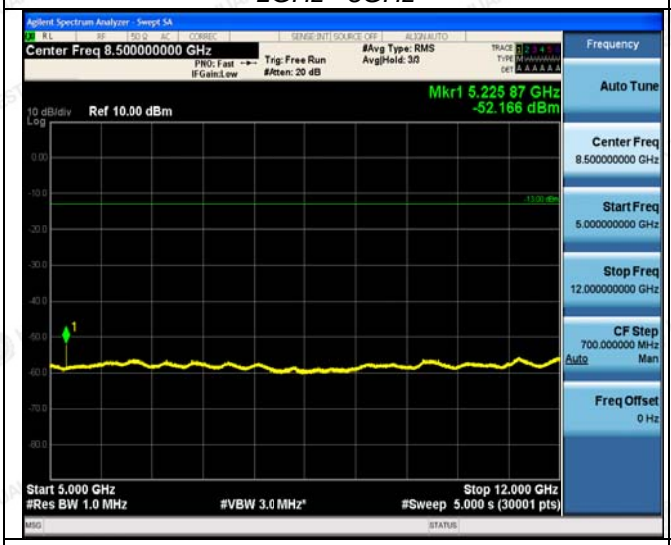	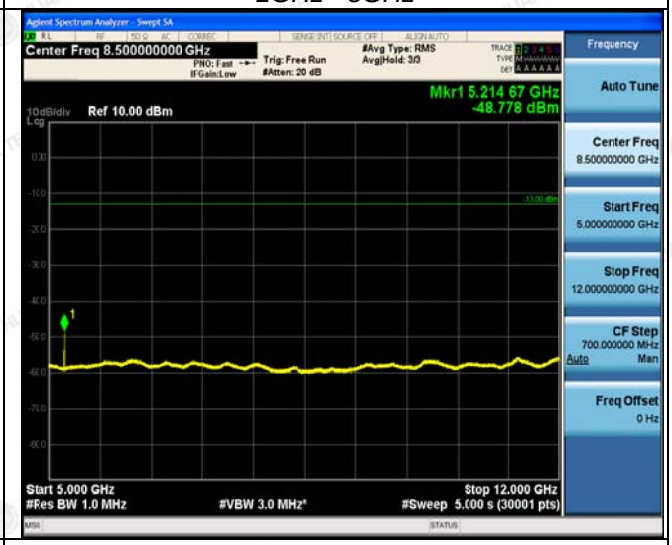
5GHz ~12GHz	5GHz ~12GHz

The results shown in this test report refer only to the sample(s) tested unless otherwise stated and the sample(s) are retained for 30 days only. The document is issued by HUAK, this document cannot be reproduced except in full with our prior written permission. The more details and the authenticity of the report will be confirmed at http://www.cer-mark.com.

12GHz ~26.5GHz	*12GHz ~26.5GHz*
1RB#0	*1RB#0*

The results shown in this test report refer only to the sample(s) tested unless otherwise stated and the sample(s) are retained for 30 days only. The document is issued by HUAK, this document cannot be reproduced except in full with our prior written permission. The more details and the authenticity of the report will be confirmed at http://www.cer-mark.com.

LTE FDD Band 12-10MHz Channel Bandwidth	
High Channel	
QPSK	16QAM
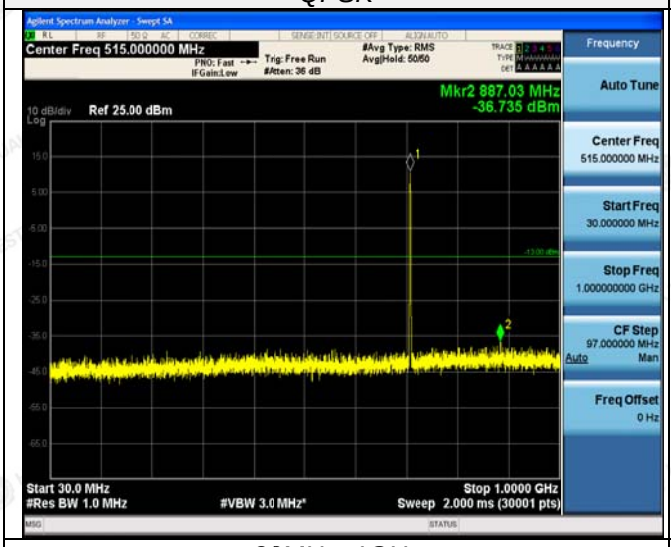	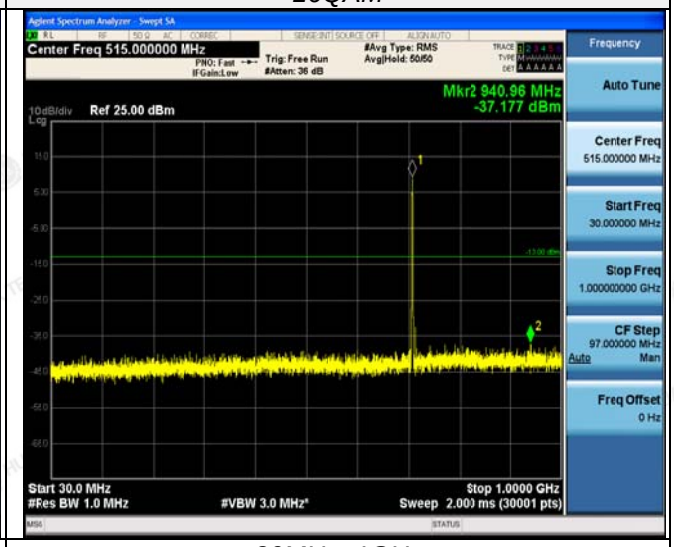
30MHz~1GHz	30MHz~1GHz
1GHz ~5GHz	1GHz ~5GHz
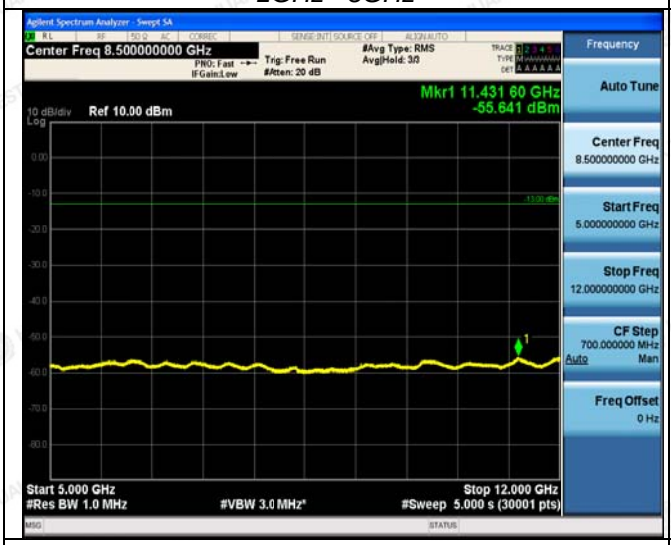	
5GHz ~12GHz	5GHz ~12GHz

The results shown in this test report refer only to the sample(s) tested unless otherwise stated and the sample(s) are retained for 30 days only. The document is issued by HUAK, this document cannot be reproduced except in full with our prior written permission. The more details and the authenticity of the report will be confirmed at http://www.cer-mark.com.

12GHz ~26.5GHz	*12GHz ~26.5GHz*
1RB#0	*1RB#0*

The results shown in this test report refer only to the sample(s) tested unless otherwise stated and the sample(s) are retained for 30 days only. The document is issued by HUAK, this document cannot be reproduced except in full with our prior written permission. The more details and the authenticity of the report will be confirmed at http://www.cer-mark.com.

Radiated Measurement:

Remark:

1. *We were tested all RB Configuration refer 3GPP TS136 521 for each Channel Bandwidth of LTE FDD Band 12; recorded worst case for each Channel Bandwidth of LTE FDD Band 12.*
2. *EIRP=P_{Mea}(dBm)-P_{cl}(dB) +G_a(dBi)*
3. *We were not recorded other points as values lower than limits.*
4. *Margin = Limit - EIRP*

LTE FDD Band 12_Channel Bandwidth 1.4MHz_QPSK_ Low Channel

Frequency (MHz)	P_{Mea} (dBm)	P_{cl} (dB)	Diatance	G_a Antenna Gain(dB)	Peak EIRP (dBm)	Limit (dBm)	Margin (dB)	Polarization
1399.4	-34.85	2.86	3.00	7.25	-32.61	-13.00	19.61	H
2099.1	-43.66	2.94	3.00	9.53	-39.22	-13.00	26.22	H
1399.4	-42.79	2.86	3.00	7.25	-40.55	-13.00	27.55	V
2099.1	-47.91	2.94	3.00	9.53	-43.47	-13.00	30.47	V

LTE FDD Band 12_Channel Bandwidth 1.4MHz_QPSK_ Middle Channel

Frequency (MHz)	P_{Mea} (dBm)	P_{cl} (dB)	Diatance	G_a Antenna Gain(dB)	EIRP (dBm)	Limit (dBm)	Margin (dB)	Polarization
1415.0	-35.8	2.86	3.00	7.25	-33.56	-13.00	20.56	H
2122.5	-43.14	2.94	3.00	9.53	-38.7	-13.00	25.7	H
1415.0	-44.99	2.86	3.00	7.25	-42.75	-13.00	29.75	V
2122.5	-47.23	2.94	3.00	9.53	-42.79	-13.00	29.79	V

LTE FDD Band 12_Channel Bandwidth 1.4MHz_QPSK_ High Channel

Frequency (MHz)	P_{Mea} (dBm)	P_{cl} (dB)	Diatance	G_a Antenna Gain(dB)	EIRP (dBm)	Limit (dBm)	Margin (dB)	Polarization
1430.6	-35.01	2.86	3.00	7.25	-32.77	-13.00	19.77	H
2145.9	-42.12	2.94	3.00	9.53	-37.68	-13.00	24.68	H
1430.6	-43.95	2.86	3.00	7.25	-41.71	-13.00	28.71	V
2145.9	-47.71	2.94	3.00	9.53	-43.27	-13.00	30.27	V

LTE FDD Band 12_Channel Bandwidth 3MHz_QPSK_ Low Channel

Frequency (MHz)	P_{Mea} (dBm)	P_{cl} (dB)	Diatance	G_a Antenna Gain(dB)	Peak EIRP (dBm)	Limit (dBm)	Margin (dB)	Polarization
1401.0	-33.77	2.86	3.00	7.25	-31.53	-13.00	18.53	H
2101.5	-43.73	2.94	3.00	9.53	-39.29	-13.00	26.29	H
1401.0	-43.48	2.86	3.00	7.25	-41.24	-13.00	28.24	V
2101.5	-46.5	2.94	3.00	9.53	-42.06	-13.00	29.06	V

LTE FDD Band 12_Channel Bandwidth 3MHz_QPSK_ Middle Channel

Frequency (MHz)	P_{Mea} (dBm)	P_{cl} (dB)	Diatance	G_a Antenna Gain(dB)	EIRP (dBm)	Limit (dBm)	Margin (dB)	Polarization
1415.0	-34.78	2.86	3.00	7.25	-32.54	-13.00	19.54	H
2122.5	-43.31	2.94	3.00	9.53	-38.87	-13.00	25.87	H
1415.0	-43.41	2.86	3.00	7.25	-41.17	-13.00	28.17	V
2122.5	-47.45	2.94	3.00	9.53	-43.01	-13.00	30.01	V

The results shown in this test report refer only to the sample(s) tested unless otherwise stated and the sample(s) are retained for 30 days only. The document is issued by HUAK, this document cannot be reproduced except in full with our prior written permission. The more details and the authenticity of the report will be confirmed at http://www.cer-mark.com.

LTE FDD Band 12_Channel Bandwidth 3MHz_QPSK_ High Channel

Frequency (MHz)	P_{Mea} (dBm)	P_{cl} (dB)	Diatance	G_a Antenna Gain(dB)	EIRP (dBm)	Limit (dBm)	Margin (dB)	Polarization
1429.0	-35.51	2.86	3.00	7.25	-33.27	-13.00	20.27	H
2143.5	-42.92	2.94	3.00	9.53	-38.48	-13.00	25.48	H
1429.0	-44.74	2.86	3.00	7.25	-42.5	-13.00	29.5	V
2143.5	-46.4	2.94	3.00	9.53	-41.96	-13.00	28.96	V

LTE FDD Band 12_Channel Bandwidth 5MHz_QPSK_ Low Channel

Frequency (MHz)	P_{Mea} (dBm)	P_{cl} (dB)	Diatance	G_a Antenna Gain(dB)	Peak EIRP (dBm)	Limit (dBm)	Margin (dB)	Polarization
1403.0	-35.67	2.86	3.00	7.25	-33.43	-13.00	20.43	H
2104.5	-42.85	2.94	3.00	9.53	-38.41	-13.00	25.41	H
1403.0	-42.24	2.86	3.00	7.25	-40	-13.00	27	V
2104.5	-48.17	2.94	3.00	9.53	-43.73	-13.00	30.73	V

LTE FDD Band 12_Channel Bandwidth 5MHz_QPSK_ Middle Channel

Frequency (MHz)	P_{Mea} (dBm)	P_{cl} (dB)	Diatance	G_a Antenna Gain(dB)	EIRP (dBm)	Limit (dBm)	Margin (dB)	Polarization
1415.0	-36.65	2.86	3.00	7.25	-34.41	-13.00	21.41	H
2122.5	-43.23	2.94	3.00	9.53	-38.79	-13.00	25.79	H
1415.0	-42.83	2.86	3.00	7.25	-40.59	-13.00	27.59	V
2122.5	-47.29	2.94	3.00	9.53	-42.85	-13.00	29.85	V

LTE FDD Band 12_Channel Bandwidth 5MHz_QPSK_ High Channel

Frequency (MHz)	P_{Mea} (dBm)	P_{cl} (dB)	Diatance	G_a Antenna Gain(dB)	EIRP (dBm)	Limit (dBm)	Margin (dB)	Polarization
1427.0	-35.21	2.86	3.00	7.25	-32.97	-13.00	19.97	H
2140.5	-44.26	2.94	3.00	9.53	-39.82	-13.00	26.82	H
1427.0	-44.55	2.86	3.00	7.25	-42.31	-13.00	29.31	V
2140.5	-46.51	2.94	3.00	9.53	-42.07	-13.00	29.07	V

LTE FDD Band 12_Channel Bandwidth 10MHz_QPSK_ Low Channel

Frequency (MHz)	P_{Mea} (dBm)	P_{cl} (dB)	Diatance	G_a Antenna Gain(dB)	Peak EIRP (dBm)	Limit (dBm)	Margin (dB)	Polarization
1408.0	-36.28	2.86	3.00	7.25	-34.04	-13.00	21.04	H
2112.0	-42.79	2.94	3.00	9.53	-38.35	-13.00	25.35	H
1408.0	-43.16	2.86	3.00	7.25	-40.92	-13.00	27.92	V
2112.0	-46.49	2.94	3.00	9.53	-42.05	-13.00	29.05	V

LTE FDD Band 12_Channel Bandwidth 10MHz_QPSK_ Middle Channel

Frequency (MHz)	P_{Mea} (dBm)	P_{cl} (dB)	Diatance	G_a Antenna Gain(dB)	EIRP (dBm)	Limit (dBm)	Margin (dB)	Polarization
1415.0	-35.72	2.86	3.00	7.25	-33.48	-13.00	20.48	H
2122.5	-43.34	2.94	3.00	9.53	-38.9	-13.00	25.9	H
1415.0	-45	2.86	3.00	7.25	-42.76	-13.00	29.76	V
2122.5	-47.25	2.94	3.00	9.53	-42.81	-13.00	29.81	V

The results shown in this test report refer only to the sample(s) tested unless otherwise stated and the sample(s) are retained for 30 days only. The document is issued by HUAK, this document cannot be reproduced except in full with our prior written permission. The more details and the authenticity of the report will be confirmed at http://www.cer-mark.com.

LTE FDD Band 12_Channel Bandwidth 10MHz_QPSK_ High Channel

Frequency (MHz)	P_{Mea} (dBm)	P_{cl} (dB)	Diatance	G_a Antenna Gain(dB)	EIRP (dBm)	Limit (dBm)	Margin (dB)	Polarization
1422.0	-34.75	2.86	3.00	7.25	-32.51	-13.00	19.51	H
2133.0	-43.7	2.94	3.00	9.53	-39.26	-13.00	26.26	H
1422.0	-43.69	2.86	3.00	7.25	-41.45	-13.00	28.45	V
2133.0	-47.07	2.94	3.00	9.53	-42.63	-13.00	29.63	V

LTE FDD Band 12_Channel Bandwidth 1.4MHz_16QAM _ Low Channel

Frequency (MHz)	P_{Mea} (dBm)	P_{cl} (dB)	Diatance	G_a Antenna Gain(dB)	Peak EIRP (dBm)	Limit (dBm)	Margin (dB)	Polarization
1399.4	-35.94	2.86	3.00	7.25	-33.7	-13.00	20.7	H
2099.1	-43.95	2.94	3.00	9.53	-39.51	-13.00	26.51	H
1399.4	-43.86	2.86	3.00	7.25	-41.62	-13.00	28.62	V
2099.1	-47.4	2.94	3.00	9.53	-42.96	-13.00	29.96	V

LTE FDD Band 12_Channel Bandwidth 1.4MHz_16QAM _ Middle Channel

Frequency (MHz)	P_{Mea} (dBm)	P_{cl} (dB)	Diatance	G_a Antenna Gain(dB)	EIRP (dBm)	Limit (dBm)	Margin (dB)	Polarization
1415.0	-35.03	2.86	3.00	7.25	-32.79	-13.00	19.79	H
2122.5	-44.87	2.94	3.00	9.53	-40.43	-13.00	27.43	H
1415.0	-44.41	2.86	3.00	7.25	-42.17	-13.00	29.17	V
2122.5	-47.06	2.94	3.00	9.53	-42.62	-13.00	29.62	V

LTE FDD Band 12_Channel Bandwidth 1.4MHz_16QAM _ High Channel

Frequency (MHz)	P_{Mea} (dBm)	P_{cl} (dB)	Diatance	G_a Antenna Gain(dB)	EIRP (dBm)	Limit (dBm)	Margin (dB)	Polarization
1430.6	-34.56	2.86	3.00	7.25	-32.32	-13.00	19.32	H
2145.9	-42.82	2.94	3.00	9.53	-38.38	-13.00	25.38	H
1430.6	-44.83	2.86	3.00	7.25	-42.59	-13.00	29.59	V
2145.9	-45.49	2.94	3.00	9.53	-41.05	-13.00	28.05	V

LTE FDD Band 12_Channel Bandwidth 3MHz_16QAM _ Low Channel

Frequency (MHz)	P_{Mea} (dBm)	P_{cl} (dB)	Diatance	G_a Antenna Gain(dB)	Peak EIRP (dBm)	Limit (dBm)	Margin (dB)	Polarization
1401.0	-34.49	2.86	3.00	7.25	-32.25	-13.00	19.25	H
2101.5	-43.27	2.94	3.00	9.53	-38.83	-13.00	25.83	H
1401.0	-44.33	2.86	3.00	7.25	-42.09	-13.00	29.09	V
2101.5	-47.21	2.94	3.00	9.53	-42.77	-13.00	29.77	V

LTE FDD Band 12_Channel Bandwidth 3MHz_16QAM _ Middle Channel

Frequency (MHz)	P_{Mea} (dBm)	P_{cl} (dB)	Diatance	G_a Antenna Gain(dB)	EIRP (dBm)	Limit (dBm)	Margin (dB)	Polarization
1415.0	-36.44	2.86	3.00	7.25	-34.2	-13.00	21.2	H
2122.5	-43.69	2.94	3.00	9.53	-39.25	-13.00	26.25	H
1415.0	-43.13	2.86	3.00	7.25	-40.89	-13.00	27.89	V
2122.5	-48.64	2.94	3.00	9.53	-44.2	-13.00	31.2	V

The results shown in this test report refer only to the sample(s) tested unless otherwise stated and the sample(s) are retained for 30 days only. The document is issued by HUAK, this document cannot be reproduced except in full with our prior written permission. The more details and the authenticity of the report will be confirmed at http://www.cer-mark.com.

LTE FDD Band 12_Channel Bandwidth 3MHz_16QAM _ High Channel

Frequency (MHz)	P_{Mea} (dBm)	P_{cl} (dB)	Diatance	G_a Antenna Gain(dB)	EIRP (dBm)	Limit (dBm)	Margin (dB)	Polarization
1429.0	-35.7	2.86	3.00	7.25	-33.46	-13.00	20.46	H
2143.5	-42.4	2.94	3.00	9.53	-37.96	-13.00	24.96	H
1429.0	-43.66	2.86	3.00	7.25	-41.42	-13.00	28.42	V
2143.5	-48.06	2.94	3.00	9.53	-43.62	-13.00	30.62	V

LTE FDD Band 12_Channel Bandwidth 5MHz_16QAM _ Low Channel

Frequency (MHz)	P_{Mea} (dBm)	P_{cl} (dB)	Diatance	G_a Antenna Gain(dB)	Peak EIRP (dBm)	Limit (dBm)	Margin (dB)	Polarization
1403.0	-34.23	2.86	3.00	7.25	-31.99	-13.00	18.99	H
2104.5	-43.25	2.94	3.00	9.53	-38.81	-13.00	25.81	H
1403.0	-45.37	2.86	3.00	7.25	-43.13	-13.00	30.13	V
2104.5	-46.57	2.94	3.00	9.53	-42.13	-13.00	29.13	V

LTE FDD Band 12_Channel Bandwidth 5MHz_16QAM _ Middle Channel

Frequency (MHz)	P_{Mea} (dBm)	P_{cl} (dB)	Diatance	G_a Antenna Gain(dB)	EIRP (dBm)	Limit (dBm)	Margin (dB)	Polarization
1415.0	-34.8	2.86	3.00	7.25	-32.56	-13.00	19.56	H
2122.5	-38.79	2.94	3.00	9.53	-34.35	-13.00	21.35	H
1415.0	-41.69	2.86	3.00	7.25	-39.45	-13.00	26.45	V
2122.5	-47.01	2.94	3.00	9.53	-42.57	-13.00	29.57	V

LTE FDD Band 12_Channel Bandwidth 5MHz_16QAM _ High Channel

Frequency (MHz)	P_{Mea} (dBm)	P_{cl} (dB)	Diatance	G_a Antenna Gain(dB)	EIRP (dBm)	Limit (dBm)	Margin (dB)	Polarization
1427.0	-39.93	2.86	3.00	7.25	-37.69	-13.00	24.69	H
2140.5	-44.18	2.94	3.00	9.53	-39.74	-13.00	26.74	H
1427.0	-48.14	2.86	3.00	7.25	-45.9	-13.00	32.9	V
2140.5	-51.39	2.94	3.00	9.53	-46.95	-13.00	33.95	V

LTE FDD Band 12_Channel Bandwidth 10MHz_16QAM _ Low Channel

Frequency (MHz)	P_{Mea} (dBm)	P_{cl} (dB)	Diatance	G_a Antenna Gain(dB)	Peak EIRP (dBm)	Limit (dBm)	Margin (dB)	Polarization
1408.0	-36.07	2.86	3.00	7.25	-33.83	-13.00	20.83	H
2112.0	-42.98	2.94	3.00	9.53	-38.54	-13.00	25.54	H
1408.0	-44.91	2.86	3.00	7.25	-42.67	-13.00	29.67	V
2112.0	-46.94	2.94	3.00	9.53	-42.5	-13.00	29.5	V

LTE FDD Band 12_Channel Bandwidth 10MHz_16QAM _ Middle Channel

Frequency (MHz)	P_{Mea} (dBm)	P_{cl} (dB)	Diatance	G_a Antenna Gain(dB)	EIRP (dBm)	Limit (dBm)	Margin (dB)	Polarization
1415.0	-36.62	2.86	3.00	7.25	-34.38	-13.00	21.38	H
2122.5	-42.19	2.94	3.00	9.53	-37.75	-13.00	24.75	H
1415.0	-42.88	2.86	3.00	7.25	-40.64	-13.00	27.64	V
2122.5	-47.29	2.94	3.00	9.53	-42.85	-13.00	29.85	V

The results shown in this test report refer only to the sample(s) tested unless otherwise stated and the sample(s) are retained for 30 days only. The document is issued by HUAK, this document cannot be reproduced except in full with our prior written permission. The more details and the authenticity of the report will be confirmed at http://www.cer-mark.com.

LTE FDD Band 12_Channel Bandwidth 10MHz_16QAM _ High Channel

Frequency (MHz)	P_{Mea} (dBm)	P_{cl} (dB)	Diatance	G_a Antenna Gain(dB)	EIRP (dBm)	Limit (dBm)	Margin (dB)	Polarization
1422.0	-35.38	2.86	3.00	7.25	-33.14	-13.00	20.14	H
2133.0	-43.14	2.94	3.00	9.53	-38.7	-13.00	25.7	H
1422.0	-44.91	2.86	3.00	7.25	-42.67	-13.00	29.67	V
2133.0	-47.37	2.94	3.00	9.53	-42.93	-13.00	29.93	V

The results shown in this test report refer only to the sample(s) tested unless otherwise stated and the sample(s) are retained for 30 days only. The document is issued by HUAK, this document cannot be reproduced except in full with our prior written permission. The more details and the authenticity of the report will be confirmed at http://www.cer-mark.com.

3.6 Frequency Stability Under Temperature & Voltage Variations

LIMIT

the frequency stability shall be sufficient to ensure that the fundamental emissions stay within the authorized bands of operation and should not exceed 2.5ppm.

TEST CONFIGURATION

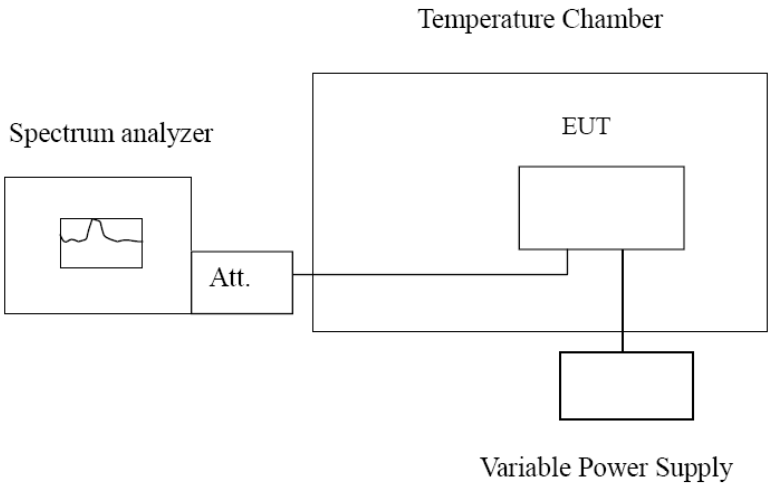

TEST PROCEDURE

The EUT was setup according to EIA/TIA 603D.

Frequency Stability Under Temperature Variations:
In order to measure the carrier frequency under the condition of AFC lock, it is necessary to make measurements with the EUT in a “call mode”. This is accomplished with the use of R&S CMW500 DIGITAL RADIO COMMUNICATION TESTER.
1. Measure the carrier frequency at room temperature.
2. Subject the EUT to overnight soak at -30℃.
3. With the EUT, powered via nominal voltage, connected to the CMW500 and in a simulated call on middle channel for LTE band 12, measure the carrier frequency. These measurements should be made within 2 minutes of Powering up the EUT, to prevent significant self-warming.
4. Repeat the above measurements at 10℃ increments from -30℃ to +50℃. Allow at least 1.5 hours at each temperature, unpowered, before making measurements.
5. Re-measure carrier frequency at room temperature with nominal voltage. Vary supply voltage from minimum voltage to maximum voltage, in 0.1Volt increments re-measuring carrier frequency at each voltage. Pause at nominal voltage for 1.5 hours unpowered, to allow any self-heating to stabilize, before continuing.
6. Subject the EUT to overnight soak at +50℃.
7. With the EUT, powered via nominal voltage, connected to the CMW500 and in a simulated call on the centre channel, measure the carrier frequency. These measurements should be made within 2 minutes of Powering up the EUT, to prevent significant self-warming.
8. Repeat the above measurements at 10 ℃ increments from +50℃ to -30℃. Allow at least 1.5 hours at each temperature, unpowered, before making measurements.
9. At all temperature levels hold the temperature to +/- 0.5℃ during the measurement procedure.

Frequency Stability Under Voltage Variations:
Set chamber temperature to 20℃. Use a variable AC power supply / DC power source to power the EUT and set the voltage to rated voltage. Set the spectrum analyzer RBW low enough to obtain the desired frequency resolution and recorded the frequency.
Reduce the input voltage to specify extreme voltage variation (±15%) and endpoint, record the maximum frequency change.

The results shown in this test report refer only to the sample(s) tested unless otherwise stated and the sample(s) are retained for 30 days only. The document is issued by HUAK, this document cannot be reproduced except in full with our prior written permission. The more details and the authenticity of the report will be confirmed at http://www.cer-mark.com.

TEST RESULTS

Remark:
1. We tested all RB Configuration refer 3GPP TS136 521 for each Channel Bandwidth of LTE FDD Band 12; recorded worst case.

LTE Band 12, 1.4MHz bandwidth (worst case of all bandwidths)

Frequency Error vs Voltage

Voltage (V)	Frequency error (Hz)		Frequency error (ppm)	
	QPSK	16QAM	QPSK	16QAM
3.15V	-7.24	-8.05	-0.010347	-0.011505
3.70V	-6.46	-7.10	-0.009233	-0.010147
4.26V	-7.33	-7.27	-0.010476	-0.010390

Frequency Error vs Temperature

Temperature (℃)	Frequency error (Hz)		Frequency error (ppm)	
	QPSK	16QAM	QPSK	16QAM
-30°	-7.83	-7.93	-0.011191	-0.011333
-20°	-9.18	-7.29	-0.013120	-0.010419
-10°	-6.69	-7.49	-0.009456	-0.010587
0°	-7.63	-6.25	-0.010784	-0.008834
10°	-5.92	-5.40	-0.008367	-0.007633
20°	-7.99	-6.81	-0.011293	-0.009625
30°	-6.48	-7.39	-0.009159	-0.010445
40°	-7.32	-5.06	-0.010233	-0.007074
50°	-6.51	-7.44	-0.009101	-0.010401

The results shown in this test report refer only to the sample(s) tested unless otherwise stated and the sample(s) are retained for 30 days only. The document is issued by HUAK, this document cannot be reproduced except in full with our prior written permission. The more details and the authenticity of the report will be confirmed at http://www.cer-mark.com.

4 Test Setup Photos of the EUT





The results shown in this test report refer only to the sample(s) tested unless otherwise stated and the sample(s) are retained for 30 days only. The document is issued by HUAK, this document cannot be reproduced except in full with our prior written permission. The more details and the authenticity of the report will be confirmed at http://www.cer-mark.com.

5 Photos of the EUT

Reference to the report: ANNEX A of external photos and ANNEX B of internal photos.

.....End of Report.....

The results shown in this test report refer only to the sample(s) tested unless otherwise stated and the sample(s) are retained for 30 days only. The document is issued by HUAK, this document cannot be reproduced except in full with our prior written permission. The more details and the authenticity of the report will be confirmed at http://www.cer-mark.com.

TEL : +86-755 2302 9901 FAX : +86-755 2302 9901 E-mail : service@cer-mark.com
Add: 1-2F., Building B2, Junfeng Zhongcheng Zhizao Innovation Park, Heping Community, Fuhai Street, Bao'an District, Shenzhen, Guangdong, China