N9E

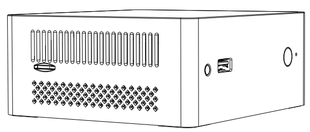

Quick
Start Guide
快速启动指南

服务保证说明

感谢您购买本产品,您可以享有本公司所提供的一年免费零件及人工保证服务。

下列状况导致需要本公司提供服务，将酌情收取维修费用：

· 未按产品使用手册或说明书进行不当操作。
· 人为损坏、电脑病毒、受潮、不当软体安装或自行拆装等。
· 火灾、水灾、风灾、地震等不可抗拒力。
· 配件、耗材、自然使用导致的磨损。
· 需要本公司代为重新安装软体或调整电脑设定, 将酌情收取费用。
· 本公司保固识别标志损坏或脏污，导致无法辨识。
· 请勿挡住前后通风口，易影响产品性能与寿命。
· 请勿使用非原装适配器，易影响产品性能与寿命。

产品送修前，请将个人资料、档案另行备份，维修过程中可能会影响资料的完整性。

我们保证维修服务，让您买的安心，用的放心。

产品界面

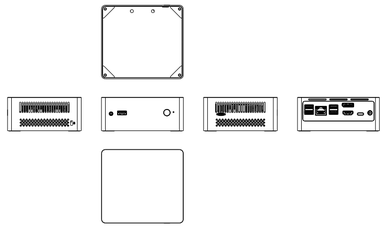

产品规格表

CPU	Intel® Alderlake-N N100
系统	支持 Windows11、10/Linux
内存	1*DDR4 SO-DIMM (Max 32G)
M.2 SSD	1*M.2 2280 SSD Slot
HDD	2.5 寸 HDD (可选)
显示接口	1*HDMI / 1*DP 1*TYPE-C (可选)
Wifi 模组	M.2 2230 WIFI5
IO	1*USB2.0 4*USB3.2
LAN	1*10/100/1000M LAN
TF 卡槽	x 1(可选) *默认无
音频接口	1 x 2-Audio Connectors (Audio&Mic)
电源	DC 12V/2.5~4A

备注:

1.本低功率射频电机为认证合格产品，未许可，公司、商家或个人不得擅自变更频率、加大功率或变更原设计的特性及功能。

2.低频率射频电机使用时不得影响飞行安全和干扰合法通讯；经发现有干扰现象时，应立即停用，并改善至无干扰时方可继续使用。合法通讯，指依法规定的工作中的无线通信，低频率射频电机须能忍受合法通讯或工业、科学及医疗用电波辐射性电机设备的干扰。

3.本产品内含主机板CMOS使用的微型电池，请勿自行更换；如消费者自行更换不正确型号的电池可能有危险，请妥善处理更换的电池。

部件和接口定义

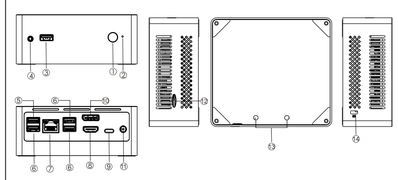

温馨提示:产品功能配置以实际产品为准！

1.	电源按键（透灯）	6.	USB3.2	11.	电源输入(12V)
2.	复位孔	7.	RJ45	12.	TF 卡槽（可选）
3.	USB3.2	8.	HDMI输出	13.	壁挂件螺丝孔
4.	2合1耳机座	9.	TYPE-C(预留端口)	14.	安全锁孔
5.	USB2.0	10.	DP输出	15.	

使用说明

1. 将本设备HDMI/DP接口与显示装置（如：电视、荧屏、投影仪）的“视频输入来源”选择至所连接的HDMI/DP输入通道。
2. DC供电：将配件的电源适配器与本设备连接，并将另一端直接插入AC电源插头。
3. 可搭配蓝牙键盘鼠标、USB界面无线键盘鼠标使用。
4. 按电源键启动系统。

合 格 证

产品：MINI PC　QC PASS 检03

检 验 员 ：_____

本产品经我公司质量控制部门的检验，其性能参数符合技术标准，准许出厂.

保 修 卡

客户名称：_____　产品型号：_____
联系电话：_____　购买日期：_____
产品编号：_____　销 售 商：_____

本MINI PC自售出日起正常情况下实行“1年保修”的售后服务政策，以下均不属于保修范围：
1.不正确安装、未按操作说明使用、跌落、浸水或接入不适当电源及配件等。
2.使用中引起的外壳及其它外部部件的磨损和破损。
3.因水灾、火灾或雷击等自然灾害或不可抗拒力造成的损坏。
4.机器经未授权渠道及机构销售和修理、机器条形码擅被转换、除去或涂改等。

N9E

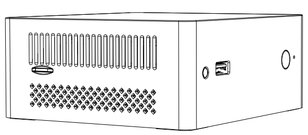

Quick
Start Guide

Service Guarantee Description

Thank you for buying this product. You can enjoy one year of free spare parts and manual guarantee service provided by our company.

The company will be required to provide services due to the following conditions, and maintenance fees will be charged as appropriate:

· Improper operation was not carried out according to the product manual or instructions.
· Man-made damage, computer virus, dampness, improper software installation or self-disassembly, etc.
· Irresistible force such as fire, flood, wind and earthquake.
· Wear and tear caused by accessories, consumables and natural use.
· If we need to reinstall the software or adjust the computer Settings, a fee will be charged as appropriate.
· The company's warranty identification mark is damaged or dirty, resulting in unrecognizability.
· Do not block the front and rear vents, which may affect product performance and life.
· Do not use non-original adapters, which may affect product performance and life.
· Please backup your personal data and files before sending the product to repair it. The integrity of the data may be affected during the repair process.
· We guarantee the maintenance service, so that you buy peace of mind, use it at ease.

Product interface

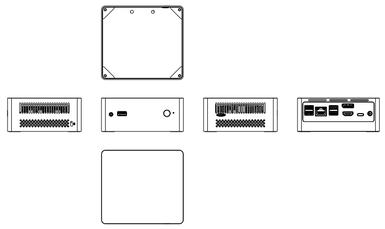

Product specification sheet

CPU	Intel® Alderlake-N N100
OS	Support Windows11、10/Linux
Memory	1*DDR4 SO-DIMM (Max 32G)
M.2 SSD	1*M.2 2280 SSD Slot
HDD	2.5' HDD (optional)
Display	1*HDMI / 1*DP 1*TYPE-C (optional)
Wireless	M.2 2230 WIFI5
IO	1*USB2.0 4*USB3.2
LAN	1*10/100/1000M LAN
TF Card	x 1 (optional) *Default n/a
Audio	1 x 2-Audio Connectors (Audio&Mic)
DC	12V/2.5~4A

Remark:

1. The low-power RF motor is a certified qualified product. Without permission, the company, businesses or individuals are not allowed to change the frequency, increase the power or change the characteristics and functions of the original design.
2. The use of low frequency RF motor shall not affect flight safety or interfere with legal communication;
   If any interference is found, it should be stopped immediately and improved until there is no interference.
   Legal communication refers to wireless communication in work as prescribed by law.
   Low-frequency rf motors shall be able to withstand the interference of legal communication or industrial, scientific and medical radio-wave motor equipment.
3. The product contains miniature batteries used by CMOS on the host board. Please do not replace them by yourself;
   If consumers replace the battery with the incorrect model by themselves, it may be dangerous. Please dispose of the replaced battery properly.

Part and interface definitions

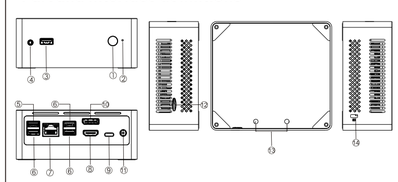

Warning: The product function configuration is subject to the actual product!

1.	Power Button	6.	USB3.2	11.	DC IN(12V)
2.	Clr-Cmos Button	7.	RJ45	12.	TF Card(optional)
3.	USB3.2	8.	HDMI Out	13.	VESA Mount screw hole
4.	2 in 1 Audio	9.	TYPE-C(Reserved port)	14.	Safety lock hole
5.	USB2.0	10.	DP Out	15.	

Directions for use

1. Select the "Video input source" of the HDMI/DP interface and display device (such as TV, LCD/LED, Projector) to the HDMI input channel connected.
2. DC power supply: connect the power cord of accessories to the device and plug the other end directly into the plug.
3. Wireless keyboard and mouse can be used with Bluetooth keyboard and mouse and USB interface.
4. Press the power button to start the system.

Quality Certification

Product Name: Mini PC　QC PASS 检03

Inspector: _____

This product has been inspected by the quality department of our company, and its parameters' performance meet quality standards, allowed to leave our factory.

Warranty Card

Customer name: _____　Product model: _____
TEL: _____　Purchase date: _____
Model number: _____　Seller name: _____

The MINI PC is normally provided warranty service with 1-year warranty from the date of sale.
Below situations are not included.
1. Incorrect installation， don't follow operating instructions, falling, soaking or access to wrong adapter and accessories.
2. Abrasion and damage of shell and other external parts caused during use time.
3. Damage caused by flood, fire, lightning or other natural disasters or irresistible force
4. The machine has been sold and repaired by unauthorized channels&institutions, or the machine's barcode has been converted, removed or altered.

PN:WB-KF-00273-0131

材质：铜版纸
尺寸：100*145mm
要求：128g铜版纸，双面印刷，彩色印刷，弓形折（中文页面为正面）

FCC Warning Statement
Changes or modifications not expressly approved by the party responsible for compliance could void the user's authority to operate the equipment. This equipment has been tested and found to comply with the limits for a Class B digital device, pursuant to Part 15 of the FCC Rules. These limits are designed to provide reasonable protection against harmful interference in a residential installation. This equipment generates uses and can radiate radio frequency energy and, if not installed and used in accordance with the instructions, may cause harmful interference to radio communications. However, there is no guarantee that interference will not occur in a particular installation. If this equipment does cause harmful interference to radio or television reception, which can be determined by turning the equipment off and on, the user is encouraged to try to correct the interference by one or more of the following measures:

- Reorient or relocate the receiving antenna.
- Increase the separation between the equipment and receiver.
- Connect the equipment into an outlet on a circuit different from that to which the receiver is connected.
- Consult the dealer or an experienced radio/TV technician for help.

FCC Radiation Exposure Statement
The antennas used for this transmitter must be installed to provide a separation distance of at least 20 cm from all persons and must not be co‐located for operating in conjunction with any other antenna or transmitter.

This device complies with Part 15 of the FCC Rules. Operation is subject to the following two conditions:
(1)This device may not cause harmful interference, and
(2)This device must accept any interference received, including interference that may cause undesired operation.