KSIGN(Guangdong) Testing Co, Ltd.

First Floor West Side, Building C, Zone A, Fuyuan New Factory, Jiujiu Industrial Park, Minzhu Village, Shatou Community, Shajing Street, Bao'an District, Shenzhen City, Guangdong Province, P. R. China
Tel.: +(86) 755-2985 2678 Fax:+(86) 755-2985 2397 E-mail: info@gdksign.cn Website:www.gdksign.com

RF Exposure Evaluation

FCC ID: 2A2IB-PPS1000

Measuring Standard

FCC Part 1(1.1310) and Part 2(2.1091)

KDB 680106 D01 RF Exposure Wireless Charging Base App v03

Test Configuration

The test distance of Position E on the front side is 20cm, the test distance of Position A,B,C,D is 15cm using the equipment list above for determining compliance with the MPE requirements of FCC Part 1.1310.

The RF power density was measured at Under maximum load test.

The test distance of Position E on the front side is 20cm, the test distance of Position A,B,C,D is 15cm, the field probes were positioned at the location where there is maximum field strength. The maximum E-field and H-field is reported below.

This device uses a wireless charging circuit for power transfer operating at the frequency of 110.1KHz -205kHz. Thus, the 300kHz limits were used: E-field Limit = 614 (V/m); H-field limit = 1.63 (A/m).

TEST Setup

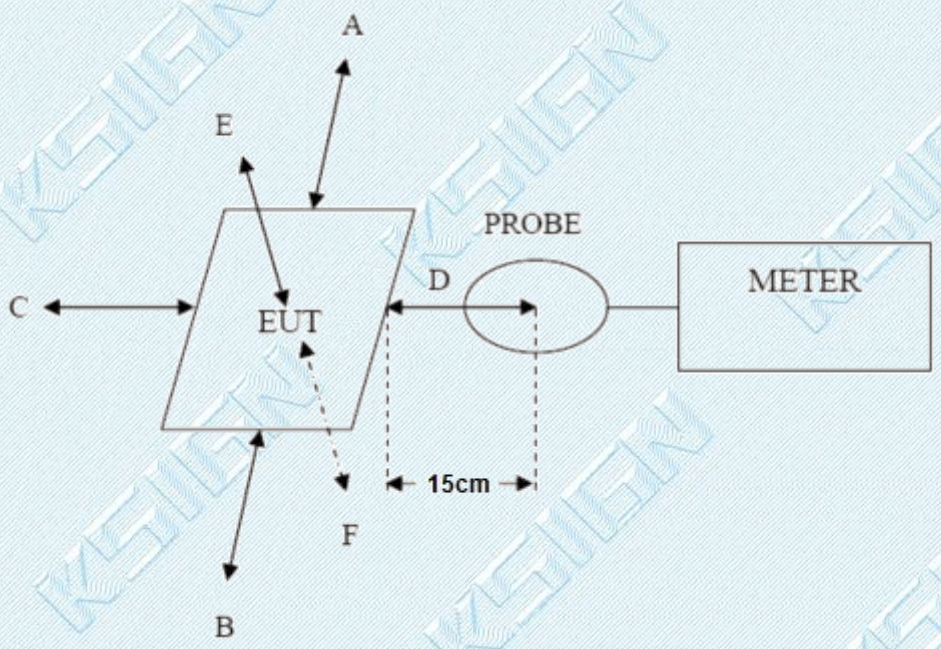

First Floor West Side, Building C, Zone A, Fuyuan New Factory, Jiujiu Industrial Park, Minzhu Village, Shatou Community, Shajing Street, Bao'an District, Shenzhen City, Guangdong Province, P. R. China
Tel.: +(86) 755-2985 2678 Fax:+(86) 755-2985 2397 E-mail: info@gdksign.cn Website:www.gdksign.com

TEST Limits

Frequency range (MHz)	Electric field strength (V/m)	Magnetic field strength (A/m)	Power density (mW/cm^2)	Averaging time (minutes)
(A) Limits for Occupational/Controlled Exposure				
0.3-3.0	614	1.63	*100	6
3.0-30	1842/f	4.89/f	*900/f^2	6
30-300	61.4	0.163	1.0	6
300-1,500			f/300	6
1,500-100,000			5	6
(B) Limits for General Population/Uncontrolled Exposure				
0.3-1.34	614	1.63	*100	30
1.34-30	824/f	2.19/f	*180/f^2	30
30-300	27.5	0.073	0.2	30
300-1,500			f/1500	30
1,500-100,000			1.0	30

f = frequency in MHz * = Plane-wave equivalent power density

Measuring Device and Test Equipment

Description	Manufacturer	Model	S/N	Cal. Until
Probe FHP(100kHz-3GHz)	Narda Safety Test Solutions GmbH	EHP-50F	J-0015	June 11, 2021
Broadband Field Meter	Narda	NBM-550	Q201455	Sep 11, 2021
Adapter	N/A	SAW30-12 0-2500U	N/A	N/A
PHONE 1	HUAWEI	P40	N/A	N/A
PHONE 2	HUAWEI	MATE40	N/A	N/A

First Floor West Side, Building C, Zone A, Fuyuan New Factory, Jiujiu Industrial Park, Minzhu Village, Shatou Community, Shajing Street, Bao'an District, Shenzhen City, Guangdong Province, P. R. China
Tel.: +(86) 755-2985 2678 Fax:+(86) 755-2985 2397 E-mail: info@gdksign.cn Website:www.gdksign.com

TEST MODE

MODE	TEST MODE DESCRIPTION
1	Two Coil wireless simultaneous charging mode(Full load)
2	Two Coil wireless simultaneous charging mode(Half load)
3	Two Coil wireless simultaneous charging mode(Null load)
4	Coil 1-Wireless charging mode(Full load)
5	Coil 1-Wireless charging mode(Half load)
6	Coil 1-Wireless charging mode(Null load)
7	Coil 2-Wireless charging mode(Full load)
8	Coil 2-Wireless charging mode(Half load)
9	Coil 2-Wireless charging mode(Null load)
Note: 1. The Mode 1 was the worst case and only the data of the worst case record in this report.	

TEST RESULT

☒ **Passed** ☐ **Not Applicable**

KSIGN®

KSIGN(Guangdong) Testing Co, Ltd.

First Floor West Side, Building C, Zone A, Fuyuan New Factory, Jiujiu Industrial Park, Minzhu Village, Shatou Community, Shajing Street, Bao'an District, Shenzhen City, Guangdong Province, P. R. China
Tel.: +(86) 755-2985 2678 Fax:+(86) 755-2985 2397 E-mail: info@gdksign.cn Website:www.gdksign.com

EUT	Portable Power Station	Model Name. :	PPS1000
Pressure:	1010hPa	Test Date:	2021-07-08
Test Voltage:	Output:10W(Max)	Test Mode:	Mode 1 (worse case)

E-Field Strength at 15 cm surrounding the EUT and 20cm above the top surface of the EUT							
EUT Side	**Frequency Range (KHz)**	**Probe A (V/m)**	**Probe B (V/m)**	**Probe C (V/m)**	**Probe D (V/m)**	**Probe E (V/m)**	**Limits (V/m)**
Full load	110.1~205	0.89	0.88	0.86	0.88	3.02	614
Half load	110.1~205	0.83	0.83	0.84	0.83	2.90	
Null load	110.1~205	0.76	0.73	0.75	0.73	2.89	

H-Field Strength at 15 cm surrounding the EUT and 20cm above the top surface of the EUT							
EUT Side	**Frequency Range (KHz)**	**Probe A** (A/m)	**Probe B** (A/m)	**Probe C** (A/m)	**Probe D** (A/m)	**Probe E** (A/m)	**Limits (A/m)**
Full load	110.1~205	0.43	0.43	0.45	0.46	0.78	1.63
Half load	110.1~205	0.41	0.40	0.42	0.42	0.65	
Null load	110.1~205	0.42	0.42	0.43	0.41	0.62	

Remark: The device meets the mobile RF exposure limit at a 15cm separation distance as specified in §2.1091 of the FCC Rules.

Note:Only the Mode1 worst case modes is recorded in the report.

KSIGN(Guangdong) Testing Co, Ltd.

First Floor West Side, Building C, Zone A, Fuyuan New Factory, Jiujiu Industrial Park, Minzhu Village, Shatou Community, Shajing Street, Bao'an District, Shenzhen City, Guangdong Province, P. R. China
Tel.: +(86) 755-2985 2678 Fax:+(86) 755-2985 2397 E-mail: info@gdksign.cn Website:www.gdksign.com

PHOTOGRAPHS OF TEST SETUP

Position E



Position A



KSIGN(Guangdong) Testing Co, Ltd.

First Floor West Side, Building C, Zone A, Fuyuan New Factory, Jiujiu Industrial Park, Minzhu Village, Shatou Community, Shajing Street, Bao'an District, Shenzhen City, Guangdong Province, P. R. China
Tel.: +(86) 755-2985 2678 Fax:+(86) 755-2985 2397 E-mail: info@gdksign.cn Website:www.gdksign.com

Position B



Position C



First Floor West Side, Building C, Zone A, Fuyuan New Factory, Jiujiu Industrial Park, Minzhu Village, Shatou Community, Shajing Street, Bao'an District, Shenzhen City, Guangdong Province, P. R. China
Tel.: +(86) 755-2985 2678 Fax:+(86) 755-2985 2397 E-mail: info@gdksign.cn Website:www.gdksign.com

Position D



**********THE END**********