802.11b	802.11g
CH11	CH01
30MHz-3GHz	30MHz-3GHz
3GHz -25GHz	3GHz -25GHz

802.11g

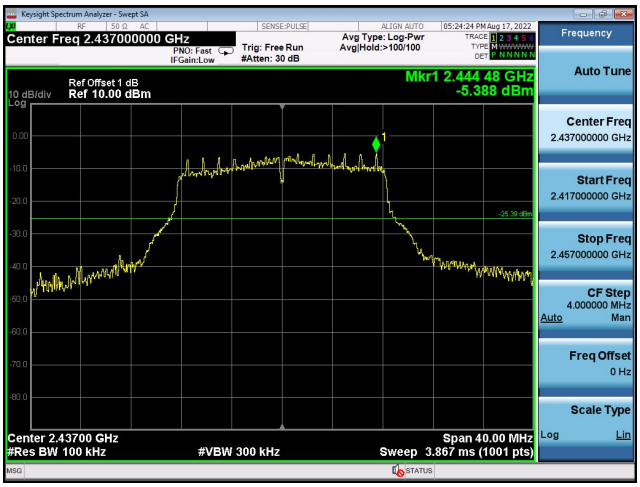

CH06

CH11

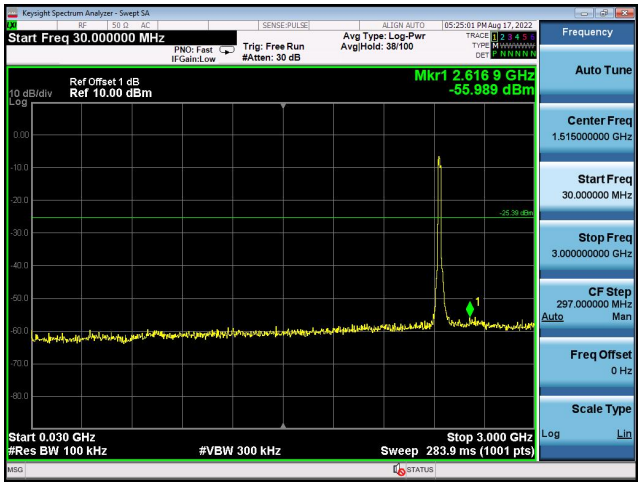

30MHz-3GHz

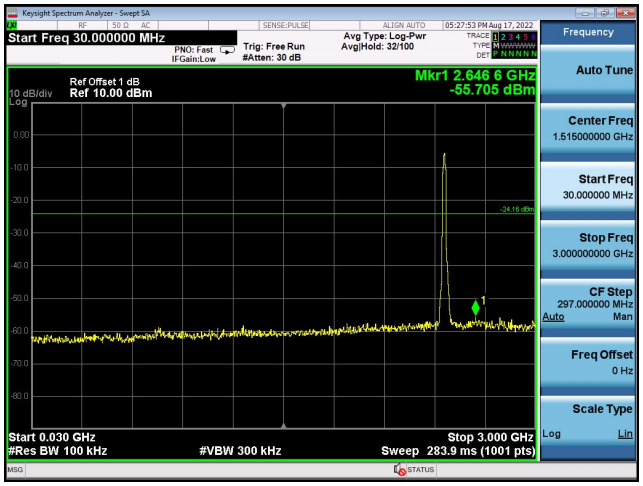

30MHz-3GHz

3GHz -25GHz

3GHz -25GHz

802.11n(HT20)

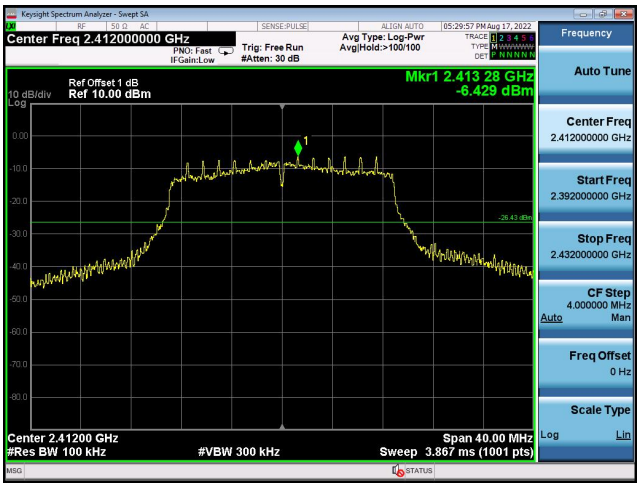

CH01

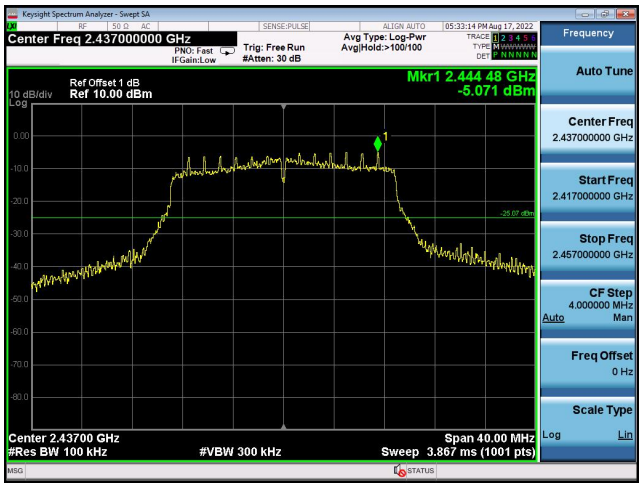

CH06

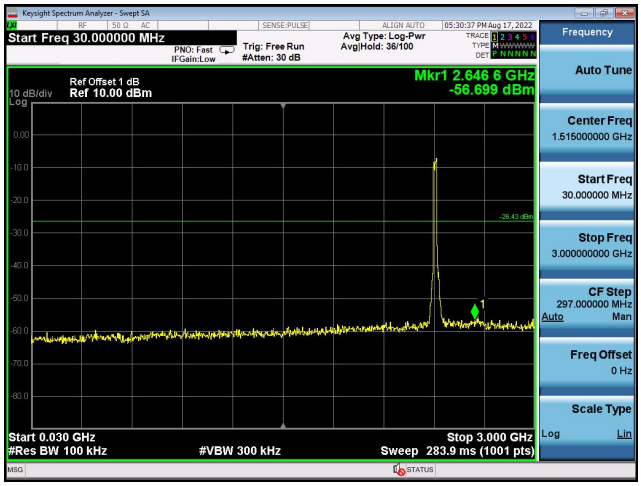

30MHz-3GHz

30MHz-3GHz

3GHz -25GHz

3GHz -25GHz

802.11n(HT20)	
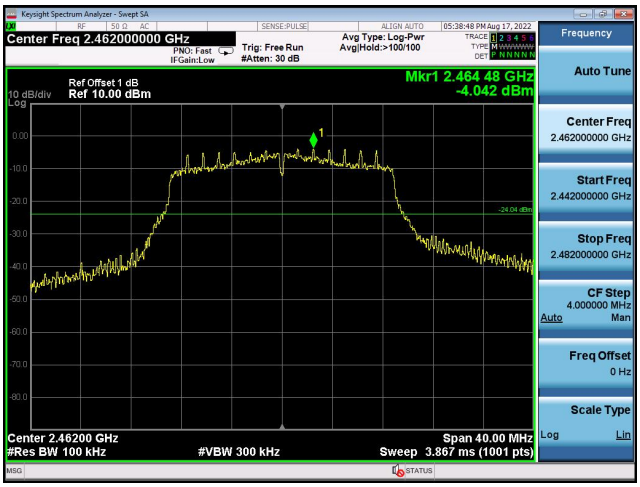	
CH11	
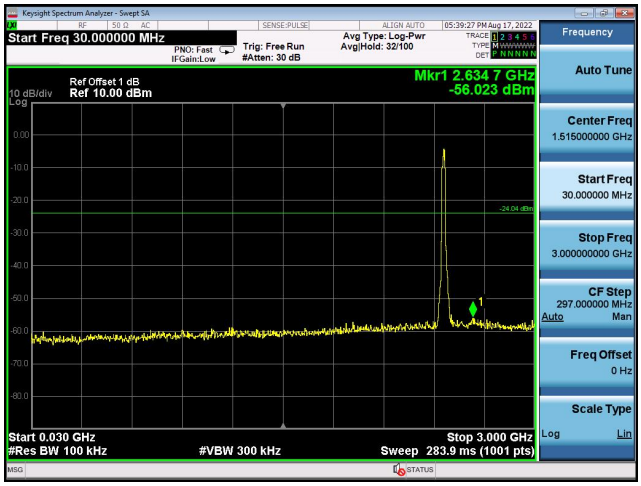	
30MHz-3GHz	
3GHz -25GHz	

Band-edge Measurements for RF Conducted Emissions:

802.11b

Left bandedge

Right bandedge

802.11g

Left bandedge

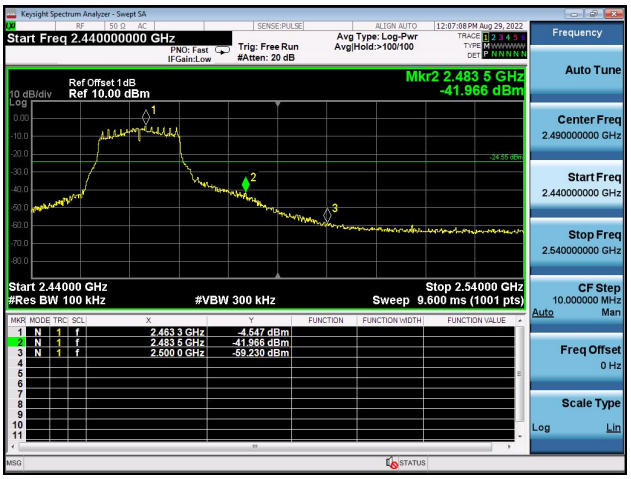

Right bandedge

802.11n(HT20)

Left bandedge

Right bandedge

4.7 Antenna Requirement

Standard Applicable

For intentional device, according to FCC 47 CFR Section 15.203:

An intentional radiator shall be designed to ensure that no antenna other than that furnished by the responsible party shall be used with the device. The use of a permanently attached antenna or of an antenna that uses a unique coupling to the intentional radiator, the manufacturer may design the unit so that a broken antenna can be replaced by the user, but the use of a standard antenna jack or electrical connector is prohibited

FCC CFR Title 47 Part 15 Subpart C Section 15.247(c) (1) (I):

(i) Systems operating in the 2400-2483.5 MHz band that is used exclusively for fixed. Point-to-point operations may employ transmitting antennas with directional gain greater than 6dBi provided the maximum conducted output power of the intentional radiator is reduced by 1 dB for every 3 dB that the directional gain of the antenna exceeds 6dBi.

For intentional device, according to RSS-Gen 6.8:

An intentional radiator shall be designed to ensure that no antenna other than that furnished by the responsible party shall be used with the device. The use of a permanently attached antenna or of an antenna that uses a unique coupling to the intentional radiator, the manufacturer may design the unit so that a broken antenna can be replaced by the user, but the use of a standard antenna jack or electrical connector is prohibited

Test Result:

The maximum gain of antenna was 3.0 dBi for WIFI.

Remark:The antenna gain is provided by the customer , if the data provided by the customer is not accurate, Shenzhen GUOREN Certification Technology Service Co., Ltd. does not assume any responsibility.

5 Test Setup Photos of the EUT





6 Photos of the EUT

Reference to the test report No. **GRCTR220802006-01.**

********** **End of Report** **********