Appendix for 15.247

1. Bandwidth

1.1 Test Result

Test Mode	Frequency (MHz)	TX Type	ANT No.	6dB Bandwidth		Verdict
				Test Result (MHz)	Limits (MHz)	
1M	2402	SISO	1	0.656	≥0.5	PASS
	2440	SISO	1	0.655	≥0.5	PASS
	2480	SISO	1	0.643	≥0.5	PASS

Test Mode	Frequency (MHz)	TX Type	ANT No.	99% Occupied Bandwidth	
				Test Result (MHz)	
1M	2402	SISO	1	1.027	Only for Report Use
	2440	SISO	1	1.035	Only for Report Use
	2480	SISO	1	1.044	Only for Report Use

1.2 Test Graph - 6dB Bandwidth

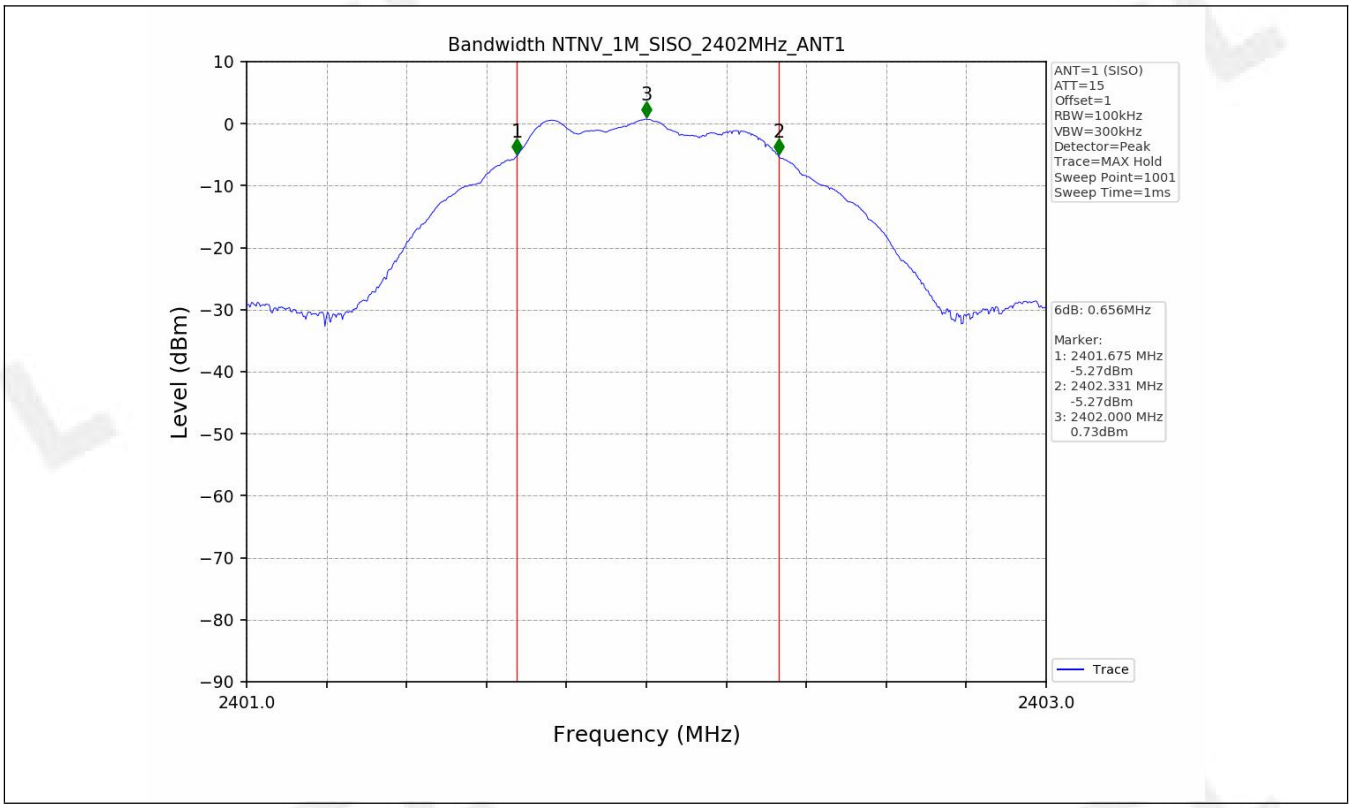

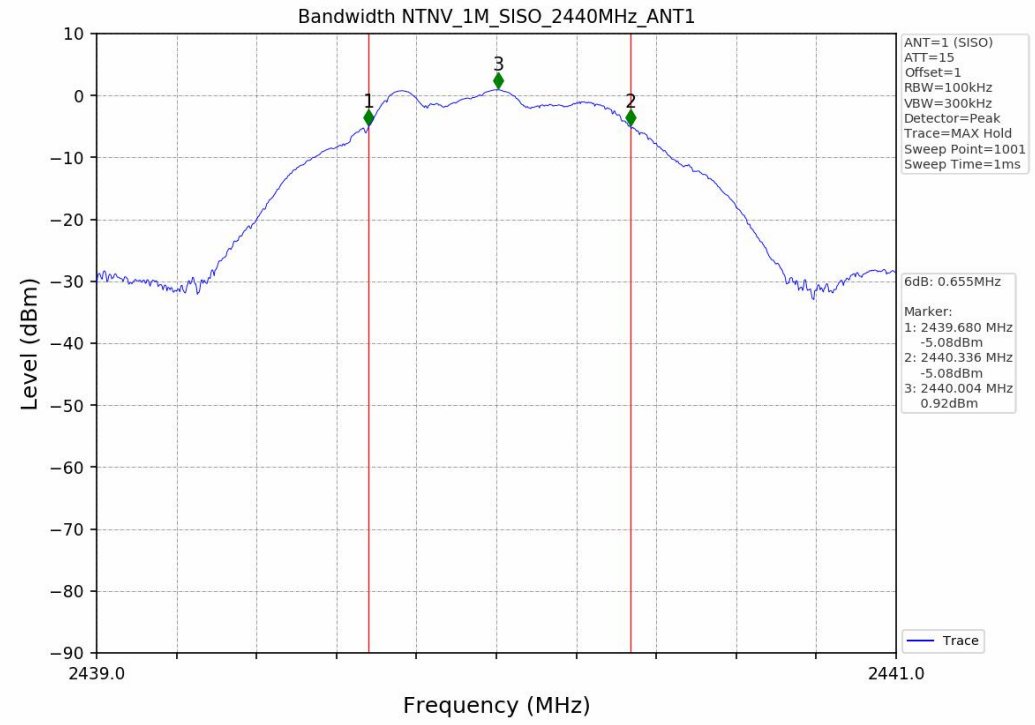
Bandwidth NTNV_1M_SISO_2440MHz_ANT1
ANT=1 (SISO)
ATT=15
Offset=1
RBW=100kHz
VBW=300kHz
Detector=Peak
Trace=MAX Hold
Sweep Point=1001
Sweep Time=1ms
6dB: 0.655MHz
Marker:
1: 2439.680 MHz
-5.08dBm
2: 2440.336 MHz
-5.08dBm
3: 2440.004 MHz
0.92dBm
Trace
Level (dBm)
Frequency (MHz)
2439.0
2441.0

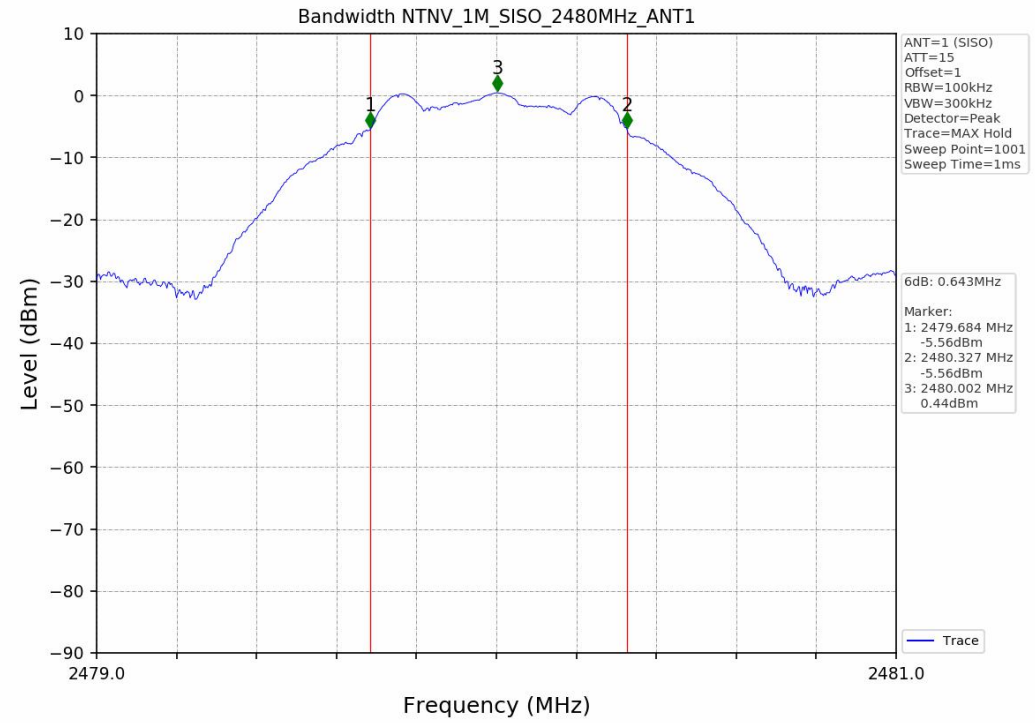
Bandwidth NTNV_1M_SISO_2480MHz_ANT1
ANT=1 (SISO)
ATT=15
Offset=1
RBW=100kHz
VBW=300kHz
Detector=Peak
Trace=MAX Hold
Sweep Point=1001
Sweep Time=1ms
6dB: 0.643MHz
Marker:
1: 2479.684 MHz
-5.56dBm
2: 2480.327 MHz
-5.56dBm
3: 2480.002 MHz
0.44dBm
Trace
Level (dBm)
Frequency (MHz)
2479.0
2481.0

1.3 Test Graph - 99% Occupied Bandwidth

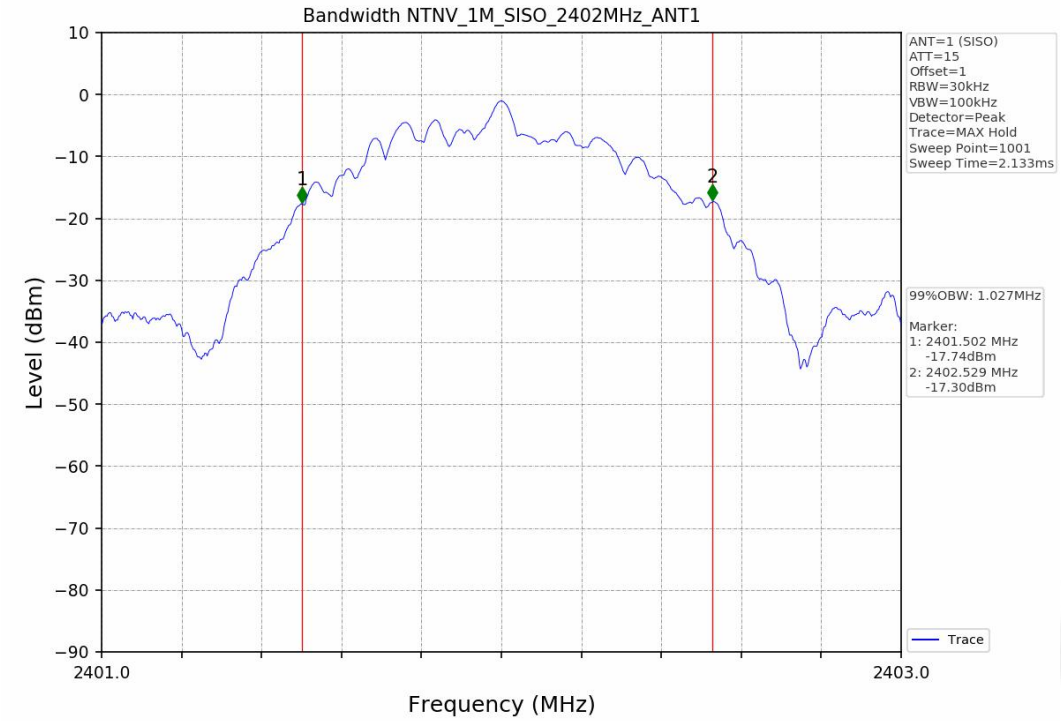

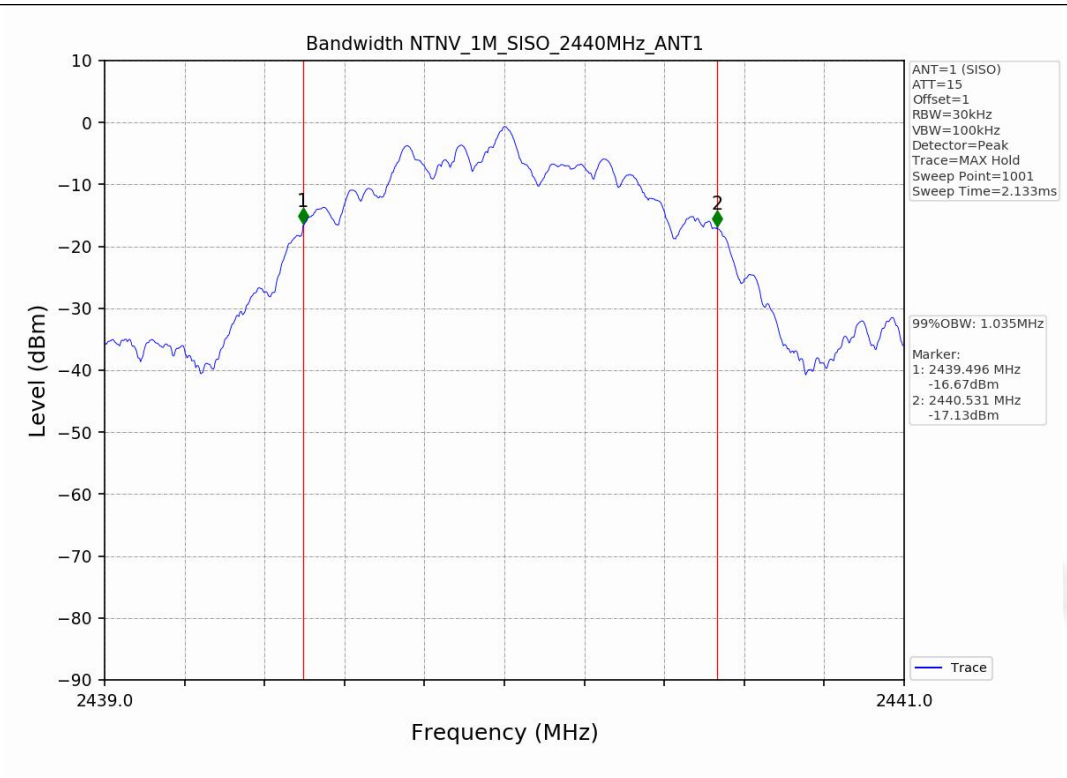

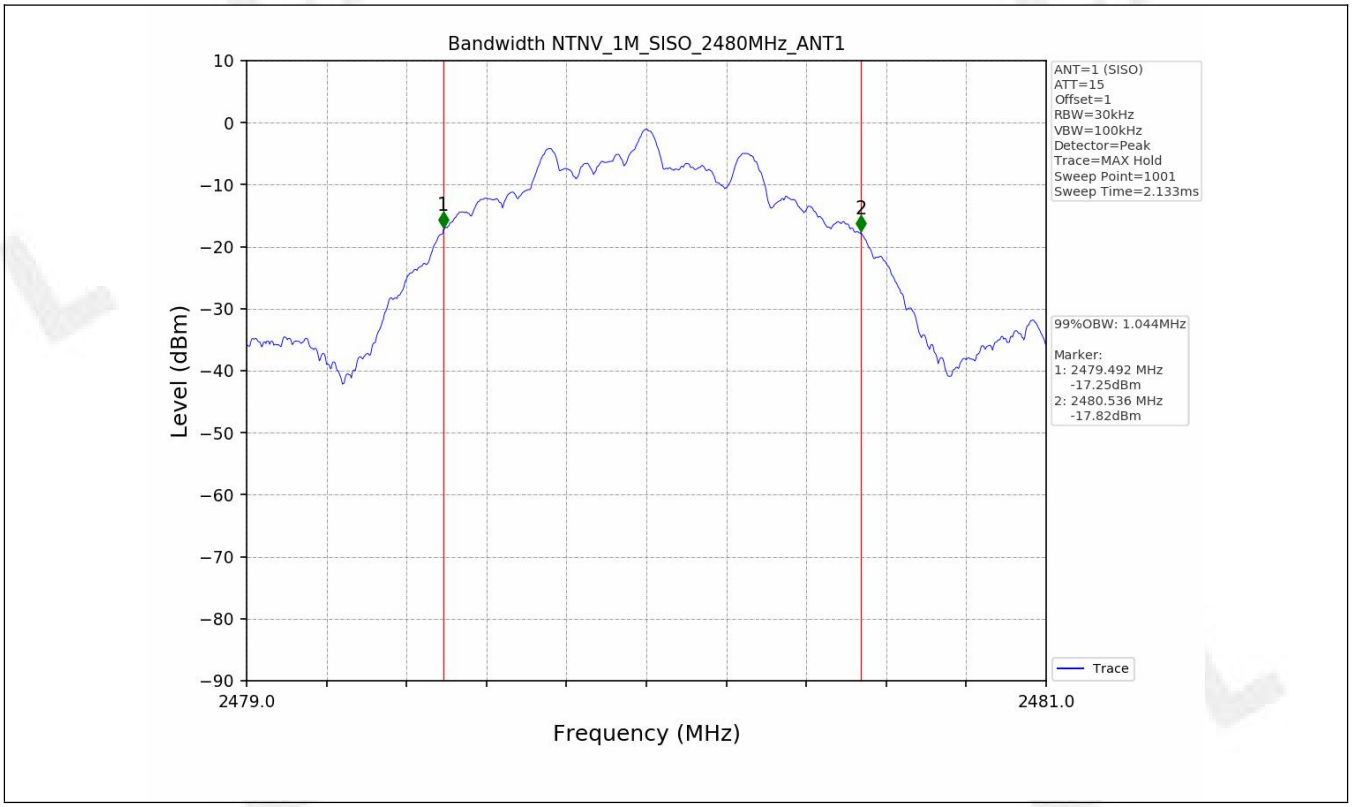

2. Maximum Conducted Output Power

2.1 Test Result

Test Mode	Frequency (MHz)	Tx Type	Measured Peak Output Power (dBm)	Limits (dBm)	Verdict
			Ant 1		
1M	2402	SISO	1.07	30	PASS
	2440	SISO	1.28	30	PASS
	2480	SISO	0.77	30	PASS

2.2 Test Graph

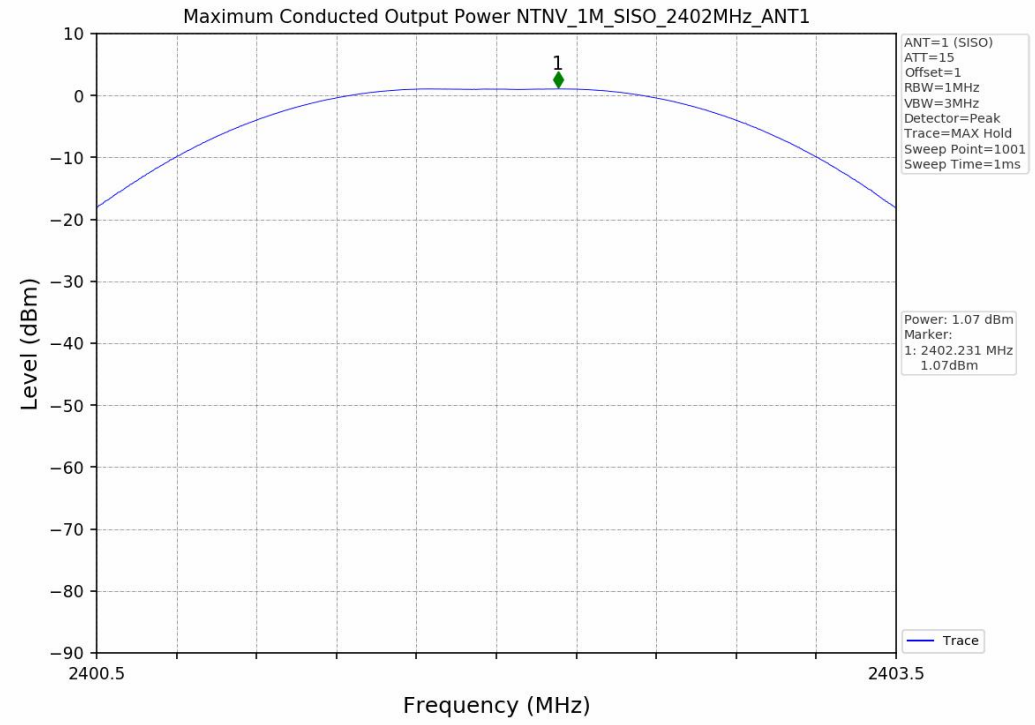
Maximum Conducted Output Power NTNV_1M_SISO_2402MHz_ANT1
ANT=1 (SISO)
ATT=15
Offset=1
RBW=1MHz
VBW=3MHz
Detector=Peak
Trace=MAX Hold
Sweep Point=1001
Sweep Time=1ms
Power: 1.07 dBm
Marker:
1: 2402.231 MHz
1.07dBm
Trace
Level (dBm)
Frequency (MHz)
2400.5
2403.5

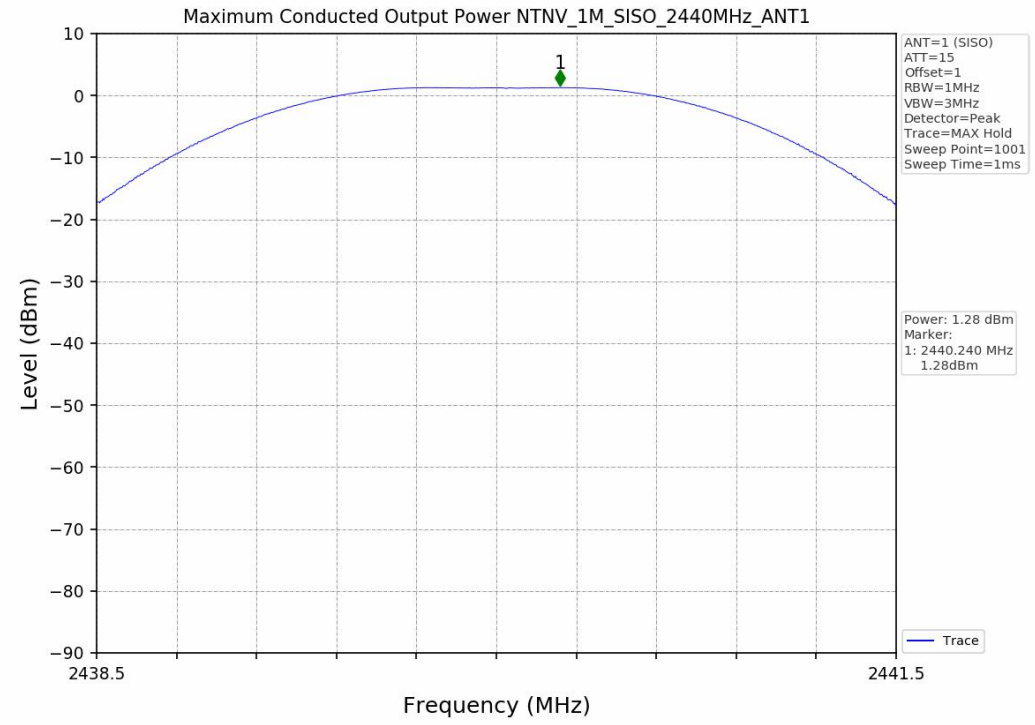
Maximum Conducted Output Power NTNV_1M_SISO_2440MHz_ANT1
ANT=1 (SISO)
ATT=15
Offset=1
RBW=1MHz
VBW=3MHz
Detector=Peak
Trace=MAX Hold
Sweep Point=1001
Sweep Time=1ms
Power: 1.28 dBm
Marker:
1: 2440.240 MHz
1.28dBm
Trace
Level (dBm)
Frequency (MHz)
2438.5
2441.5

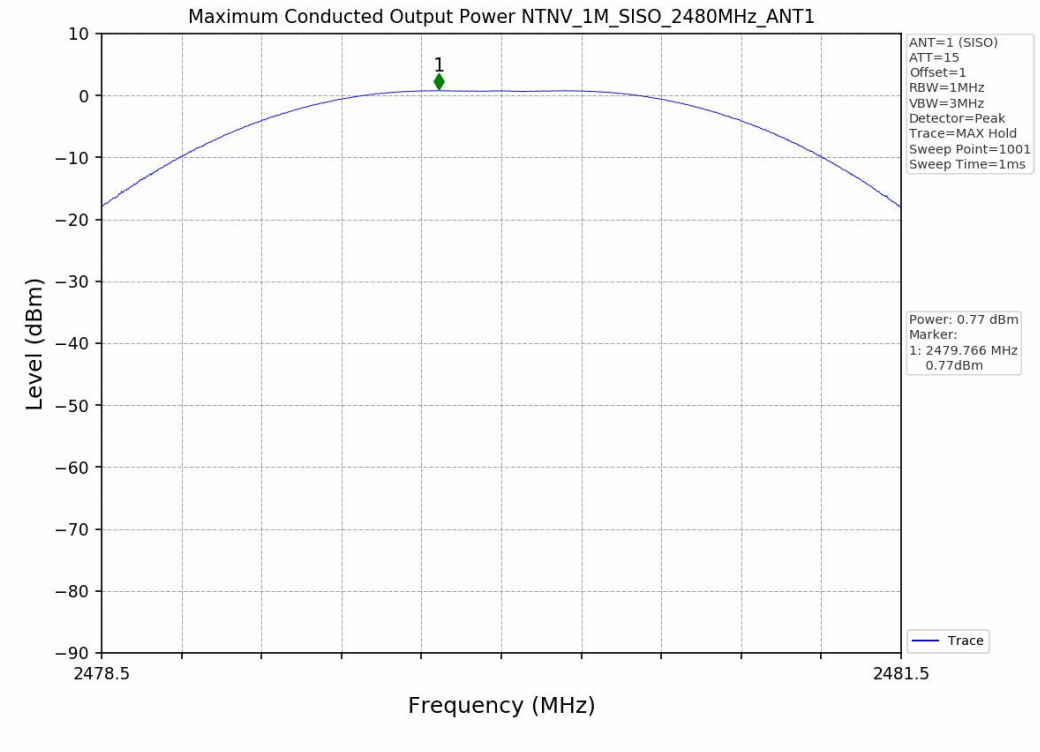

3. Maximum Power Spectral Density (PSD)

3.1 Test Result

Test Mode	Frequency (MHz)	Tx Type	Maximum Power Spectral Density (dBm/3KHz)	Limits (dBm/3kHz)	Verdict
			Ant 1		
1M	2402	SISO	-13.35	≤8	PASS
	2440	SISO	-12.83	≤8	PASS
	2480	SISO	-15.11	≤8	PASS

3.2 Test Graph

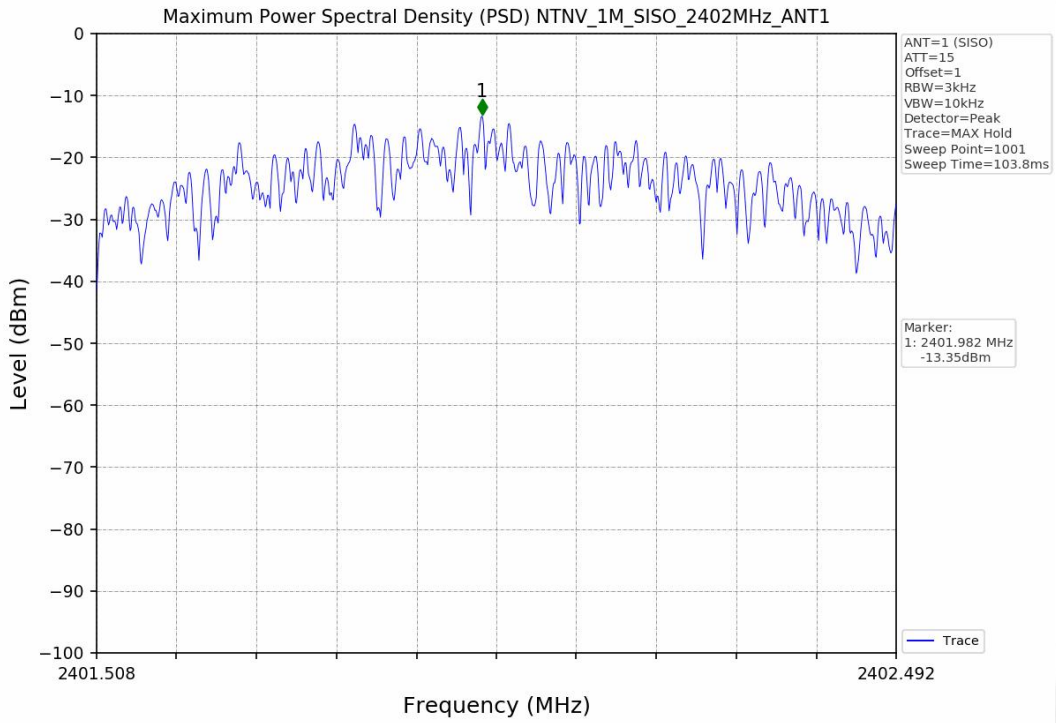
Maximum Power Spectral Density (PSD) NTNV_1M_SISO_2402MHz_ANT1
ANT=1 (SISO)
ATT=15
Offset=1
RBW=3kHz
VBW=10kHz
Detector=Peak
Trace=MAX Hold
Sweep Point=1001
Sweep Time=103.8ms
Marker:
1: 2401.982 MHz
-13.35dBm
Trace
Level (dBm)
Frequency (MHz)
2401.508
2402.492

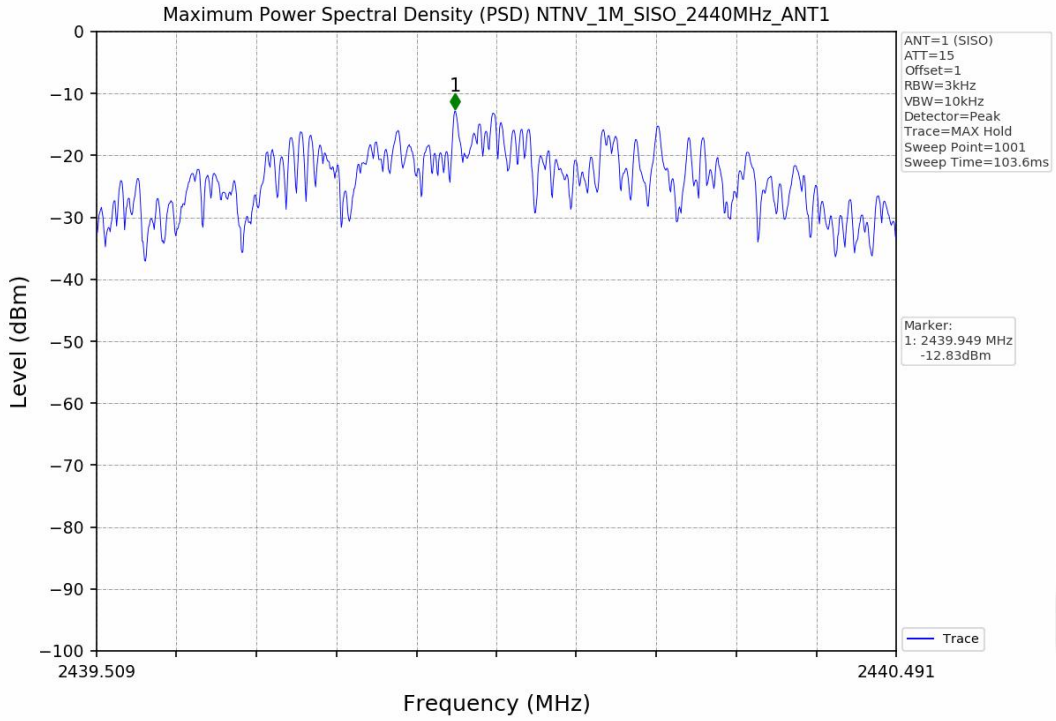
Maximum Power Spectral Density (PSD) NTNV_1M_SISO_2440MHz_ANT1
ANT=1 (SISO)
ATT=15
Offset=1
RBW=3kHz
VBW=10kHz
Detector=Peak
Trace=MAX Hold
Sweep Point=1001
Sweep Time=103.6ms
Marker:
1: 2439.949 MHz
-12.83dBm
Trace
Level (dBm)
Frequency (MHz)
2439.509
2440.491

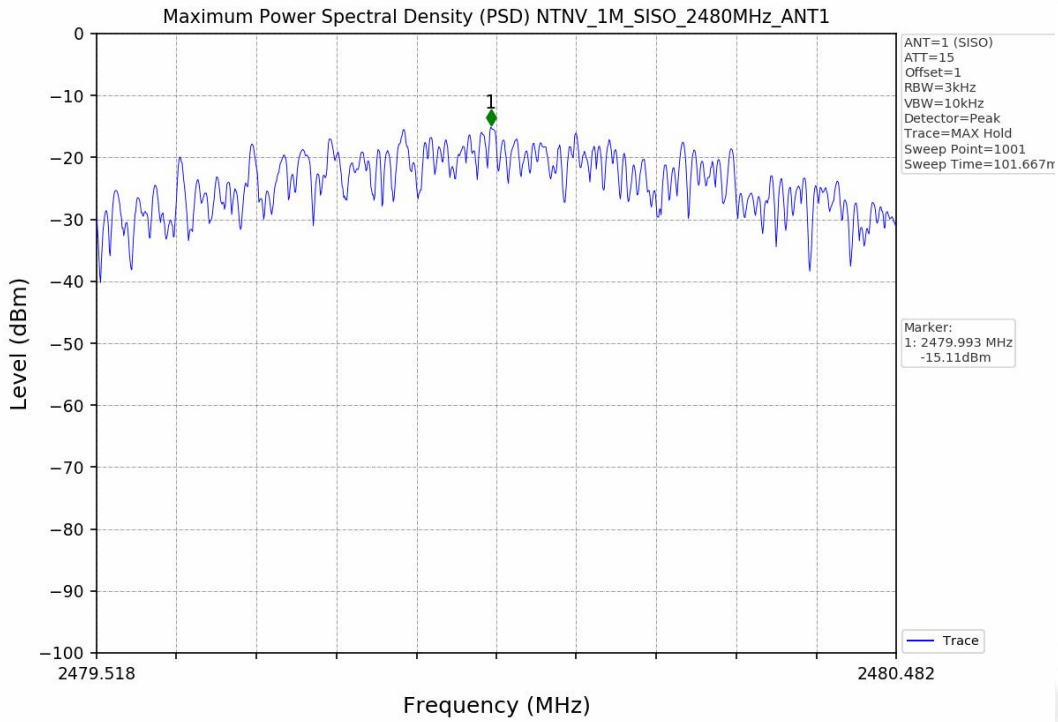

4. Unwanted Emissions in Non-restricted Frequency Bands

4.1 Test Result

Test Mode	Frequency (MHz)	TX Type	ANT No.	Spurious Conducted Emission (dBm)	Limits (dBm)	Verdict
1M	2402	SISO	1	Refer to test graph	-19.09	PASS
	2440	SISO	1	Refer to test graph	-19.09	PASS
	2480	SISO	1	Refer to test graph	-19.09	PASS

4.2 Test Graph

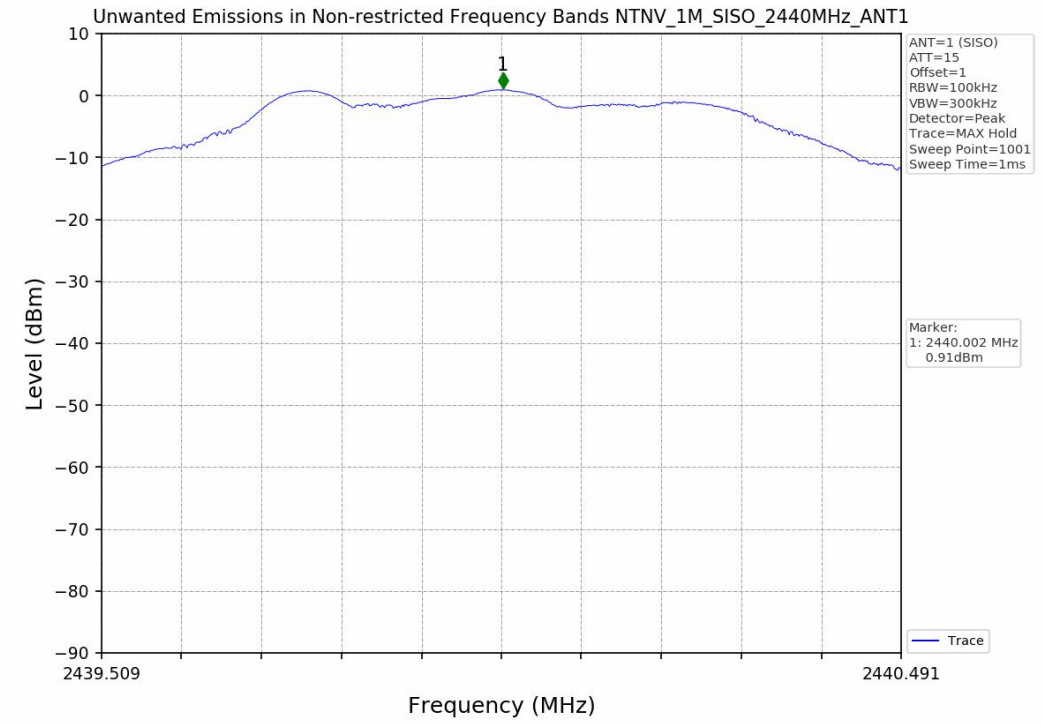
Unwanted Emissions in Non-restricted Frequency Bands NTNV_1M_SISO_2440MHz_ANT1
ANT=1 (SISO)
ATT=15
Offset=1
RBW=100kHz
VBW=300kHz
Detector=Peak
Trace=MAX Hold
Sweep Point=1001
Sweep Time=1ms
Marker:
1: 2440.002 MHz
0.91dBm
Trace
Level (dBm)
Frequency (MHz)
2439.509
2440.491

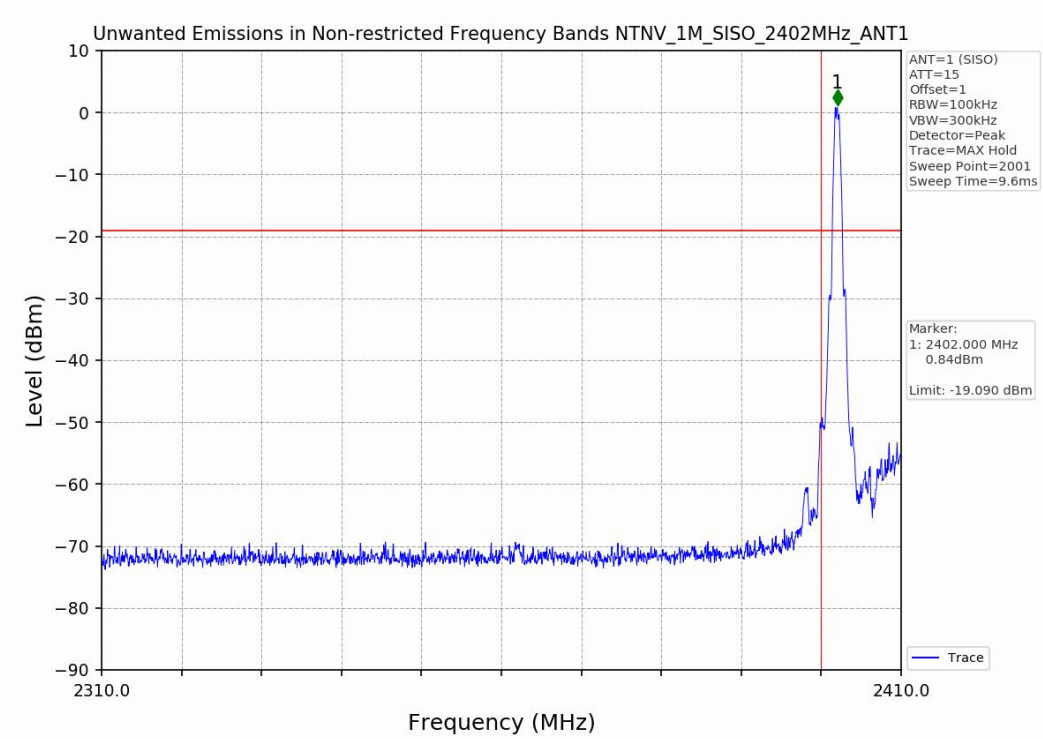
Unwanted Emissions in Non-restricted Frequency Bands NTNV_1M_SISO_2402MHz_ANT1
ANT=1 (SISO)
ATT=15
Offset=1
RBW=100kHz
VBW=300kHz
Detector=Peak
Trace=MAX Hold
Sweep Point=2001
Sweep Time=9.6ms
Marker:
1: 2402.000 MHz
0.84dBm
Limit: -19.090 dBm
Trace
Level (dBm)
Frequency (MHz)
2310.0
2410.0

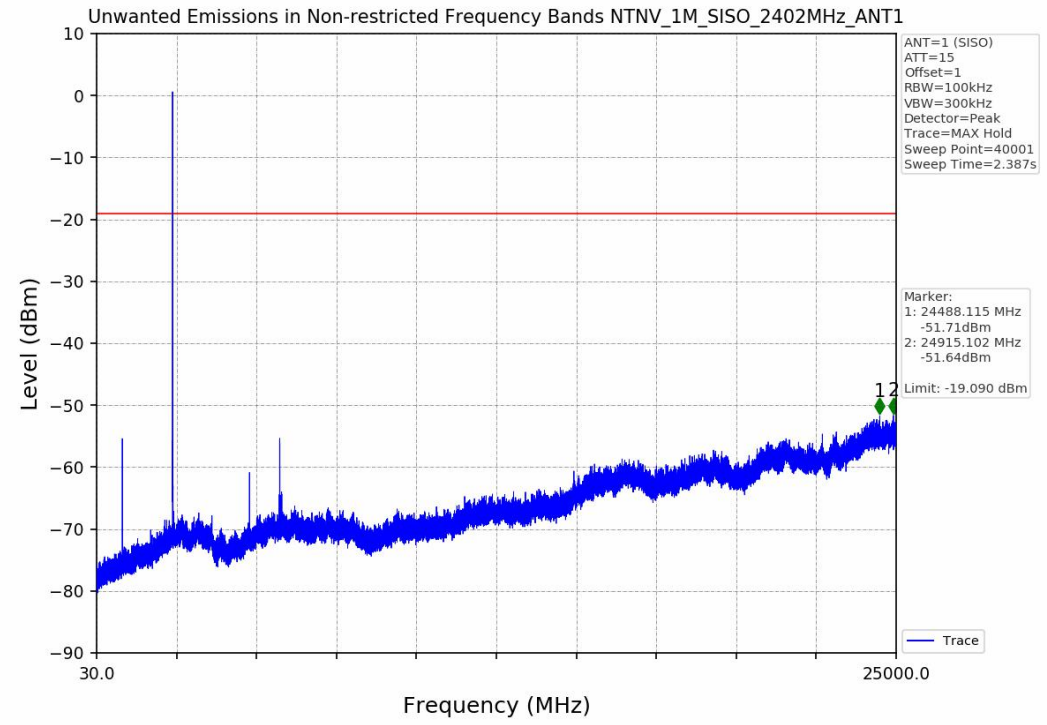
Unwanted Emissions in Non-restricted Frequency Bands NTNV_1M_SISO_2402MHz_ANT1
ANT=1 (SISO)
ATT=15
Offset=1
RBW=100kHz
VBW=300kHz
Detector=Peak
Trace=MAX Hold
Sweep Point=40001
Sweep Time=2.387s
Marker:
1: 24488.115 MHz
-51.71dBm
2: 24915.102 MHz
-51.64dBm
Limit: -19.090 dBm
Trace
Level (dBm)
Frequency (MHz)
30.0
25000.0

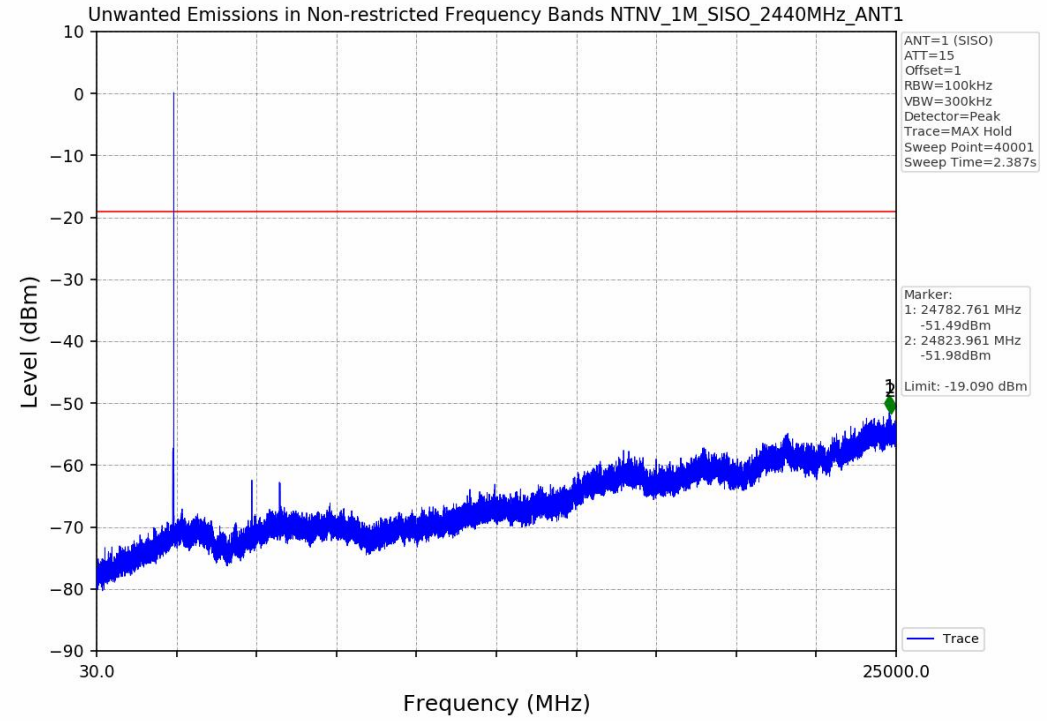
Unwanted Emissions in Non-restricted Frequency Bands NTNV_1M_SISO_2440MHz_ANT1
ANT=1 (SISO)
ATT=15
Offset=1
RBW=100kHz
VBW=300kHz
Detector=Peak
Trace=MAX Hold
Sweep Point=40001
Sweep Time=2.387s
Marker:
1: 24782.761 MHz
-51.49dBm
2: 24823.961 MHz
-51.98dBm
Limit: -19.090 dBm
Trace
Level (dBm)
Frequency (MHz)
30.0
25000.0

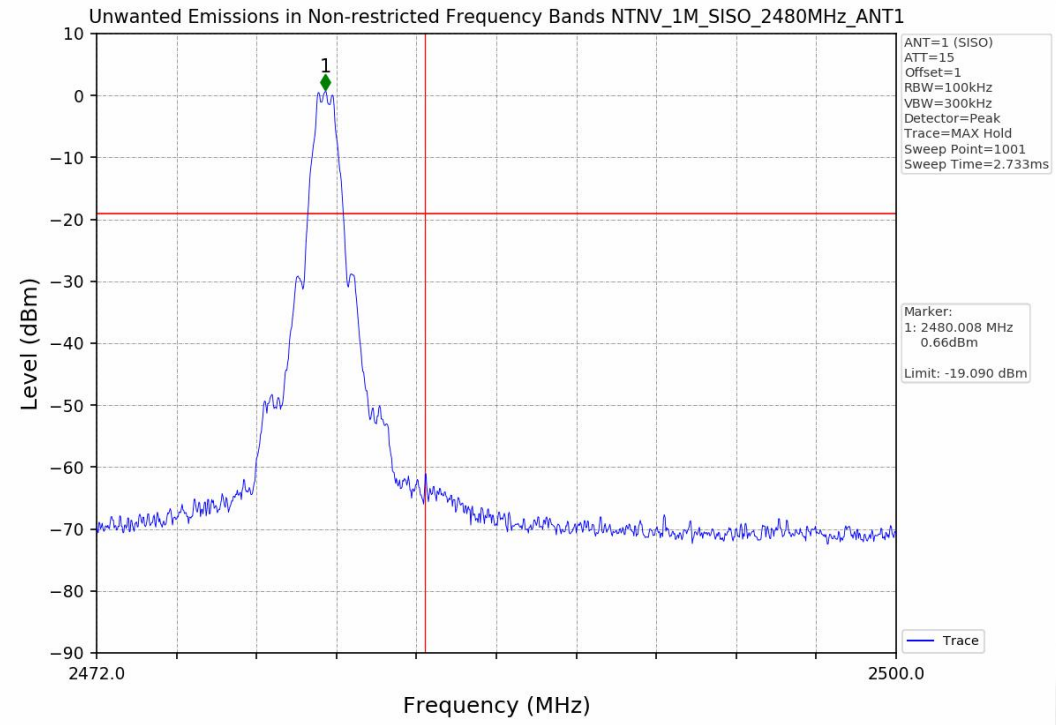
Unwanted Emissions in Non-restricted Frequency Bands NTNV_1M_SISO_2480MHz_ANT1
ANT=1 (SISO)
ATT=15
Offset=1
RBW=100kHz
VBW=300kHz
Detector=Peak
Trace=MAX Hold
Sweep Point=1001
Sweep Time=2.733ms
Marker:
1: 2480.008 MHz
0.66dBm
Limit: -19.090 dBm
Trace
Level (dBm)
Frequency (MHz)
2472.0
2500.0

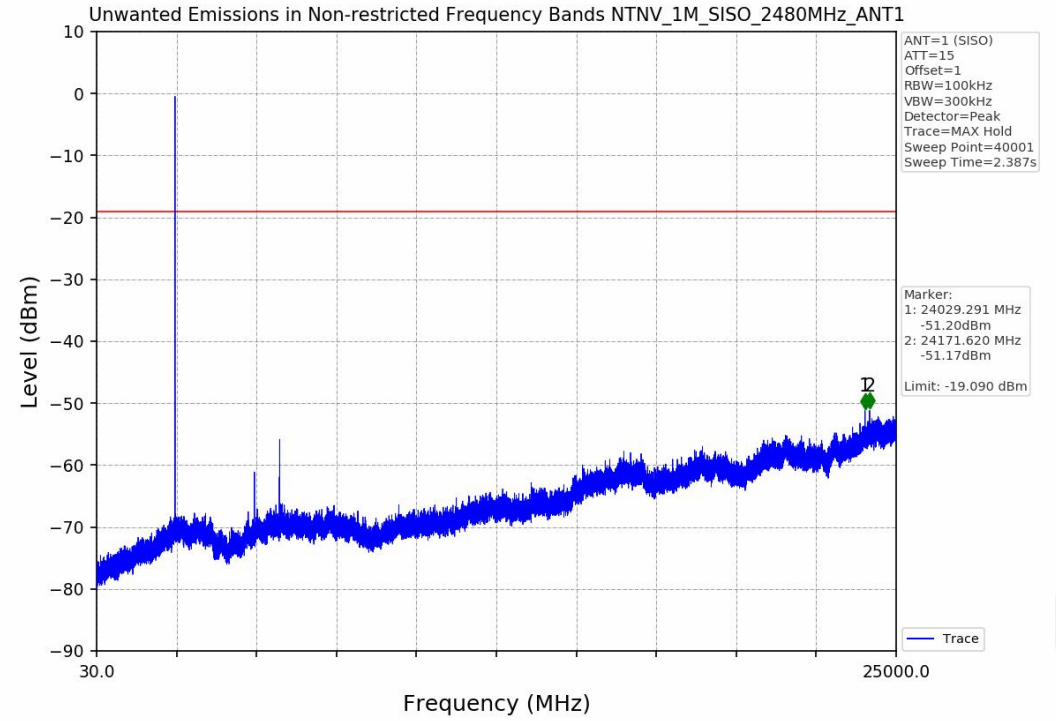
Unwanted Emissions in Non-restricted Frequency Bands NTNV_1M_SISO_2480MHz_ANT1
ANT=1 (SISO)
ATT=15
Offset=1
RBW=100kHz
VBW=300kHz
Detector=Peak
Trace=MAX Hold
Sweep Point=40001
Sweep Time=2.387s
Marker:
1: 24029.291 MHz
-51.20dBm
2: 24171.620 MHz
-51.17dBm
Limit: -19.090 dBm
Trace
Level (dBm)
Frequency (MHz)
30.0
25000.0