GEOID

USER MANUAL

FCC ID： 2A2L5-343

CC500

Product introduction

• Status icons

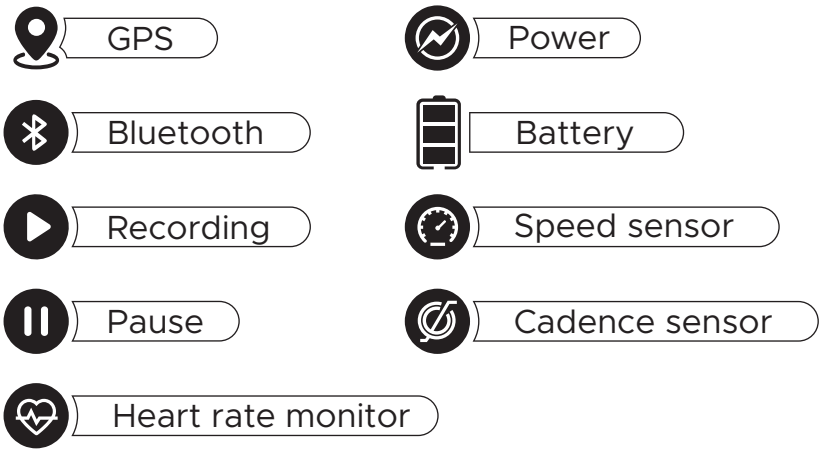

• Button Functionality

Unit State	A Key	B Key	C Key
Powered off	Long press: Power on the device		
Ready State	Short press: Start ride Long press: Power off the device	Short press: Next page	Long press: Turn on/off backlight
Ride in progress	Short press: Pause ride Long press: Power off the device	Short press: Next page Long press: End ride and return to ready state	Short press: Lap counting Long press: Turn on/off backlight
Ride Paused	Short press: Continue ride Long press: Power off the device	Short press: Next page Long press: End ride and return to ready state	Long press: Turn on/off backlight
Powered on	Long press A+B together: Calibrate power meter		

• Specifications

Product Model	CC500
Battery Type/Capacity	Lithium Battery/1000mAh
Charging Input Specification	DC 5V, 500mA
Wireless Transmission Protocol	ANT+, Bluetooth
Transmission Frequency	2400MHz to 2480MHz
Transmission Power	2.5mW
Operating Temperature	-10°C to 50°C
Charging Temperature	0°C to 45°C
Net Weight	83g
Product Execution Standard	Q/MG 03002

• What' s inside

Bike Computer*1

Type-C Charging Cable*1

Lanyard*1

Bike Computer Mount*1

Replacement base of bike computer rack*1

Rubber Band*4

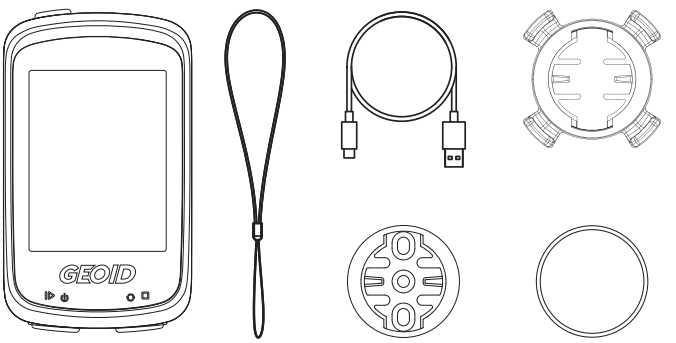

• Installation

Step 1: Place the mount on the handlebar.

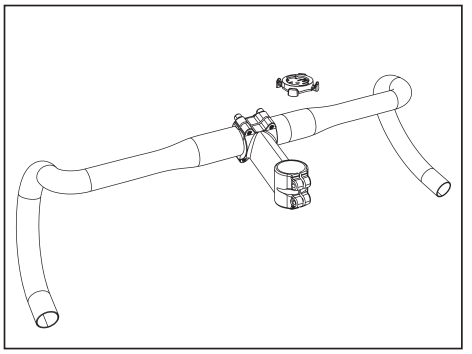

Step 2: Secure the mount with the rubber band.

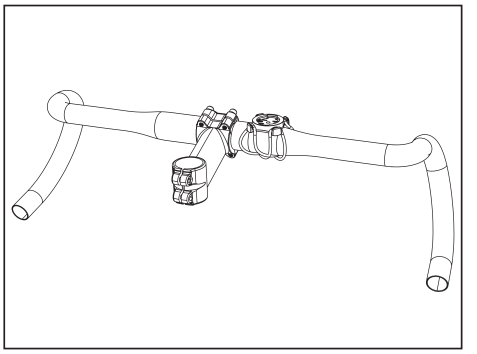

Step 3: Install the computer following the direction indicated by the arrow and rotate the bike computer.

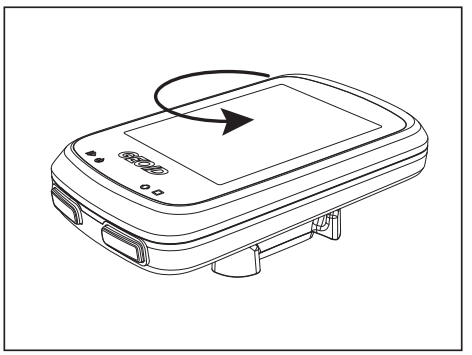

Step 4: Installation completed.

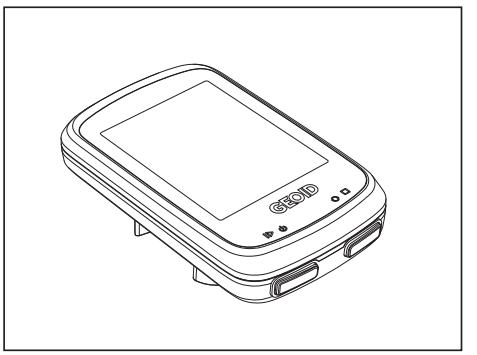

• Instructions

1. Charging

Open the rubber cover at the bottom of the device and insert the charging cable to connect it to a power supply for charging.

Note: If the device is not used for an extended period, please charge the Bike Computer once every three months.

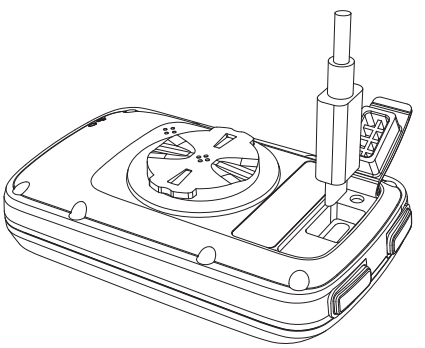

2. Configuration

To ensure that your bike computer operates normallyplease scan the OR code to download the OnelapFitApp.After registering an account and logging in, youcan connect, bind and pair your bike computeraccording to the prompt on the APP. At each start, theApp will automatically search for and connect the bikecomputer, looking for new ride records andautomatically synchronizing new data.

Warning

Failure to pay attention to the following potential dangers may result in serious injury or even fatal accidents.

Battery Warning:

This product uses a rechargeable lithium battery.

Failure to comply with the following guidelines may lead to a shortened battery lifespan, device damage, fire, chemical burns, electrolyte leakage, and the risk of injuries.

- Do not dismantle, modify, puncture, squeeze, or damage the battery to avoid potential hazards.
- Do not expose the device and battery to flames, explosions, or other hazards.
- Do not place the device in high-temperature environments, such as inside a dryer or under direct sunlight in a car.
- Do not immerse the battery in water or any other liquids.
- Avoid frequent overcharging.
- Do not charge the battery in the vicinity of a heat source or under extremely hot conditions.
- Charge the battery strictly following the charging requirements to prevent potential dangers due to excessive current.
- If the product is not used for an extended period, charge the battery to full capacity before storage to extend the battery's lifespan.

Warranty Terms

Repair, Replacement, and Return:
This product has undergone strict quality inspection. According to the warranty card, ifthere are any product quality issues caused by normal use within the warranty period, weprovide free warranty service within 7 days from the date of purchase (inclusive). If thereis any problem with the product itself, it can be unconditionally returned. The productwarranty period is l year from the activation time. For non-activated products, thewarranty period is based on the purchase date. If no purchase date is available, thewarranty period is based on the factory date.Product warranty return requires the use ofspecified logistics transport; otherwise, theuser will bear the freight or transport losses.
The following situations are not covered by the warranty:
1. The warranty period has expired.
2.Any damage caused byimproper use, maintenance, and storage.
3. Damage to the product caused by failure to use or install it in accordance with theinstructions.
4. Unauthorized repair, misuse, collision, negligence, abuse, fluid ingress, accidents,alterations, or unspecified use of accessories other than this product.
5.The warranty has been altered without authorization.
6.The user cannot provide a valid warranty and invoice.
7. The product serial number or code stated on the warranty is inconsistent with that onthe product.
8. Failures and damages caused by other non-product design, manufacture, and qualityproblems.
9. Damage caused by wear or dirt due to normal use, including human factors such asscratches, exposure to chemical reagents or sharp objects, falling, or pressure
10. Any damage caused by force majeure.
After-sales service period:
Our company provides lifetime after-sales service for our products. After the product exceeds the warranty period, only the cost is charged when the product fails to be repaired, and only the cost of labor and parts is charged when the product is repaired due to man-made damage. In case of man-made damage, only the cost of labor and parts will be charged. The company reserves the right to modify and interpret the above contents.

FCC statements

This device complies with part 15 of the FCC rules. Operation is subject to the followingtwo conditions:
(1)this device may not cause harmfulinterference, and
(2) this device must accept any interference received, including interference that maycause undesired operation.
NOTE: The manufacturer is not responsible for any radio or TV interference caused byunauthorized modifications or changes to this equipment. Such modifications or changescould void the user's authority to operate the equipment.
NOTE: This equipment has been tested and found to comply with the limits for a Class Bdigital device, pursuant to part 15 of the FCC Rules. These limits are designed to providereasonable protection against harmful interference in a residential installation. Thisequipment generates uses and can radiate radio frequency energy and, if not installedand used in accordance with the instructions, may cause harmful interference to radiocommunications, However, there is no guarantee that interference will not occur in aparticular installation. If this equipment does cause harmful interference to radio ortelevision reception, which can be determined by turning the equipment off and on, theuser is encouraged to try to correct the interference by one or more of the following
measures:
- Reorient or relocate the receiving antenna.
- Increase the separation between the equipment and receiver.
- Connect the equipment into an outlet on a circuit different from that to which thereceiver is connected.
-Consult the dealer or an experienced radio/TV technician for help.
RF Warning:
The device has been evaluated to meet general RF exposure requirement, The device canbe used in portable exposure condition without restriction. Federal CommunicationCommission (FCC) Radiation Exposure Statement Power is so low that no RF exposurecalculation is needed.

CE Declaration of Conformity

Hereby, Qingdao Geoid Intelligence Technology Co., Ltd. declares that this product is in compliance with the Directive2014/53/EU. The full text of the EU declaration of conformity isavailable at the following internet address: https://geoidsports.com/pages/Certificate

Recycling/Licenses

WEEE(Waste Electronic Electric Equipment) European Directive 2012/19/EU

This symbol on the product or on its packaging indicates that this product mustnot be disposed of with your household waste. Instead, it is your responsibility todispose ofyour waste equipment by handing it over to a designated collectionpoint for the recycling of waste electrical and electronic equipment. Theseparate collection and recycling of your waste equipment at the time ofdisposal will help to conserve natural resources and ensure that it is recycled in amanner that protects human health and the environment. For more informationabout where you can drop off your waste equipment for recycling, please contactyour local city office, your household waste disposal service or the shop whereyou purchased the product.

Batteries

In accordance with the Battery Directive, used batteries should not be disposedof in the domestic waste. Dispose your batteries in the collection containersspecific for this purpose in retail stores.

• Knopf-Funktion

puhr-Status	A-Taste	B-Taste	C-Taste
Abschaltstatus	Langes Drücken: Einschalten		
Bereitschaft	Kurz drücken: Fang an radzufahren Langes Drücken: Ausschalten	Kurz drücken: zur Seite wechseln	Langes Drücken: Hintergrundbeleuchtung des Schalterschalten
Fahrzustand	Kurz drücken: Pause Langes Drücken: Ausschalten	Kurz drücken: zur Seite wechseln Langes Drücken: Aufnahme stoppen und zur Bereitschaft zurückkehren	Kurz drücken: Ringe zählen Langes Drücken: Hintergrundbeleuchtung des Schalters
Pausenstatus	Kurz drücken: Weiter Langes Drücken: Ausschalten	Kurz drücken: zur Seite wechseln Langes Drücken: Aufnahme stoppen und zur Bereitschaft zurückkehren	Langes Drücken: Hintergrundbeleuchtung des Schalters
Status des Einschaltens	Drücken Sie gleichzeitig die A- und B-Taste, um den Leistungsmesser zu kalibrieren		

• Spezifikation

Produktmodell	CC500
Batterietyp/Kapazität	Lithium-Ionen-Akku / 1000mAh
Ladeeingangsspezifikation	DC 5V, 500mA
Drahtloses Übertragungsprotokoll	ANT+, Bluetooth
Übertragungsfrequenz	2400MHz bis 2480MHz
Übertragungsleistung	2.5mW
Betriebstemperatur	-10°C bis 50°C
AufladungTemperatur	0°C bis 45°C
Nettogewicht	83g
Produkt-Execution-Standard	Q/MG 03002

• Was ist enthalten:

IFahrradcomputer*1

Typ-C-Ladekabel*1

Umhängeband*1

Fahrradcomputerhalterung*1

Ersatzbasis für den Fahrradcomputerhalter*1

Gummiband*4

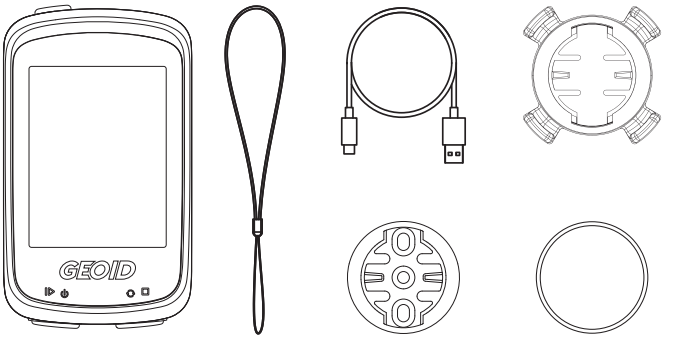

• Installation

Schritt 1: Befestigen Sie die Halterung am Lenker.

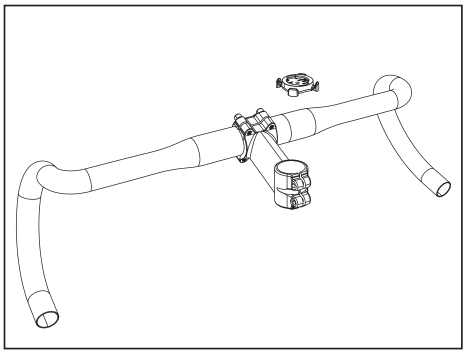

Schritt 2: Fixieren Sie die Halterung mit dem Gummiband.

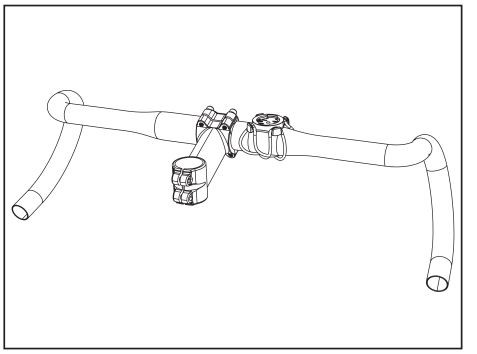

Schritt 3:Installieren Sie den Computer entsprechend der durch den Pfeil angegebenen Richtung und drehen Sie den Fahrradcomputer.

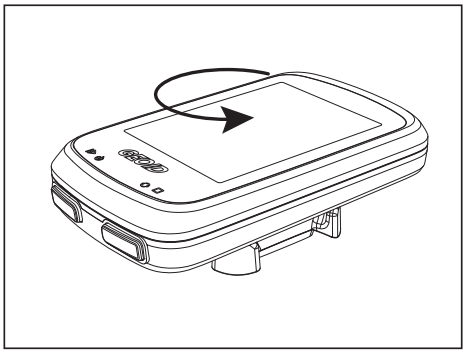

Schritt 4:Installation abgeschlossen.

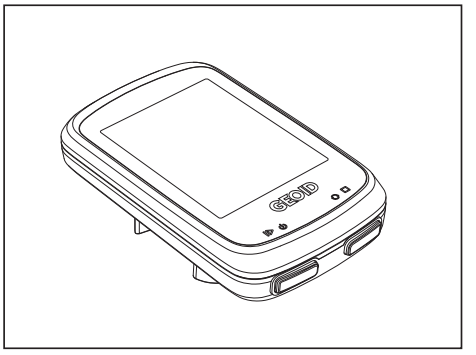

• Anleitung:

1.Aufladen:

Öffnen Sie die Gummikappe unten am Gerät und stecken Sie das Ladekabel ein, um es mit einer Stromquelle zu verbinden und aufzuladen.

Hinweis: Wenn das Gerät längere Zeit nicht verwendet wird, laden Sie den Fahrradcomputer alle drei Monate einmal auf.

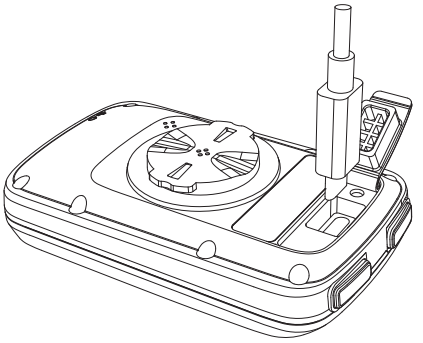

2.Fahrradcomputer-Konfiguration
Um lhren Fahrradcomputer richtig funktionieren zulassen,scannen Sie bitte den OR-Code,laden SieOnelapFit -App herunter, registrieren Sie sich undmelden Sie sich an. Folgen Sie den Anweisungen,umdie Verbindung lhres Fahrradcomputers-abzuschlieBen.Jedes Mal, wenn Sie die App starten,sucht sie automatisch nach einem verbundenenFahrradcomputer, prüft auf neue Fahrten undsynchronisiert die neuen Daten automatisch mit.

Warnung

Nichtbeachtung der folgenden potenziellen Gefahren kann zu schweren Verletzungen oder sogar tödlichen Unfällen führen.
Batteriewarnung：
Dieses Produkt verwendet einen wiederaufladbaren Lithium-Ionen-Akku. Nichteinhaltung der folgenden Richtlinien kann zu einer verkürzten Akkulaufzeit, Beschädigung des Geräts, Brand, chemischen Verbrennungen, Elektrolytleckagen und Verletzungsgefahr führen.
- Öffnen, modifizieren, durchstechen, quetschen oder beschädigen Sie den Akku nicht, um potenzielle Gefahren zu vermeiden.
- Setzen Sie das Gerät und den Akku nicht Flammen, Explosionen oder anderen Gefahren aus.
- Bewahren Sie das Gerät nicht in Umgebungen mit hoher Temperatur auf, wie z. B. in einem Trockner oder bei direkter Sonneneinstrahlung in einem Auto.
- Tauchen Sie den Akku nicht in Wasser oder andere Flüssigkeiten ein.
- Vermeiden Sie häufige Überladung.
- Laden Sie den Akku nicht in der Nähe einer Wärmequelle oder unter extrem heißen Bedingungen auf.
- Laden Sie den Akku strikt gemäß den Ladeanforderungen, um potenzielle Gefahren durch zu hohe Ströme zu vermeiden.
- Wenn das Produkt für eine längere Zeit nicht verwendet wird, laden Sie den Akku vor der Lagerung vollständig auf, um die Lebensdauer des Akkus zu verlängern.

Garantiebedingungen

Reparatur, Ersatz und Rückgabe:
Dieses Produkt hat eine strenge Qualitätsprüfung durchlaufen. Gemäß der Garantiekarte bieten wir innerhalb des Garantiezeitraums innerhalb von 7 Tagen ab dem Kaufdatum (einschließlich) eine kostenlose Garantie, wenn es Probleme mit der Produktqualität aufgrund normaler Nutzung gibt. Wenn es ein Problem mit dem Produkt selbst gibt, kann es bedingungslos zurückgegeben werden. Die Produktgarantie beträgt 1 Jahr ab dem Aktivierungszeitpunkt. Für nicht aktivierte Produkte basiert die Garantiezeit auf dem Kaufdatum. Wenn kein Kaufdatum verfügbar ist, gilt das Herstellungsdatum als Grundlage für die Garantiezeit.
Die Rückgabe des Produkts im Rahmen der Garantie erfordert den Einsatz des angegebenen Logistiktransports; andernfalls trägt der Benutzer die Fracht- oder Transportverluste.
Folgende Situationen sind von der Garantie ausgeschlossen:
1. Die Garantiefrist ist abgelaufen.
2. Jeglicher Schaden, der durch unsachgemäße Verwendung, Wartung und Lagerung verursacht wurde.
3. Schäden am Produkt, die durch Nichtbeachtung der Anweisungen bei Verwendung oder Installation verursacht wurden.
4. Unbefugte Reparatur, Missbrauch, Kollision, Fahrlässigkeit, Eindringen von Flüssigkeiten, Unfälle, Änderungen oder unspezifische Verwendung von Zubehörteilen, die nicht für dieses Produkt vorgesehen sind.
5. Die Garantie wurde unbefugt verändert.
6. Der Benutzer kann keine gültige Garantie und Rechnung vorlegen.
7. Die Seriennummer oder der Code des Produkts, der in der Garantie angegeben ist, stimmt nicht mit dem auf dem Produkt überein.
8. Fehler und Schäden, die durch andere Probleme verursacht wurden, die nicht mit dem Design, der Herstellung oder der Qualität des Produkts zusammenhängen.
9. Schäden, die durch Abnutzung oder Verschmutzung aufgrund normaler Verwendung entstehen, einschließlich menschlicher Faktoren wie Kratzer, Exposition gegenüber Chemikalien oder scharfen Gegenständen, Stürzen oder Druck.
10. Jeglicher Schaden, der durch höhere Gewalt verursacht wurde.

Zeitraum des Kundendienstes:
Unser Unternehmen bietet lebenslangen Kundendienst für unsere Produkte an. Nach Ablauf der Garantiezeit werden nur dann Kosten berechnet, wenn das Produkt nicht repariert werden kann, und nur die Kosten für Arbeitsaufwand und Ersatzteile werden berechnet, wenn das Produkt

aufgrund von Benutzerschäden repariert wird. Bei Benutzerschäden werden nur die Kosten für Arbeitsaufwand und Ersatzteile berechnet. Das Unternehmen behält sich das Recht vor, die oben genannten Inhalte zu ändern und zu interpretieren.

FCC statements

This device complies with part 15 of the FCC rules. Operation is subject to the followingtwo conditions:
(1)this device may not cause harmfulinterference, and
(2) this device must accept any interference received, including interference that maycause undesired operation.
NOTE: The manufacturer is not responsible for any radio or TV interference caused byunauthorized modifications or changes to this equipment. Such modifications or changescould void the user's authority to operate the equipment.
NOTE: This equipment has been tested and found to comply with the limits for a Class Bdigital device, pursuant to part 15 of the FCC Rules. These limits are designed to providereasonable protection against harmful interference in a residential installation. Thisequipment generates uses and can radiate radio frequency energy and, if not installedand used in accordance with the instructions, may cause harmful interference to radiocommunications, However, there is no guarantee that interference will not occur in aparticular installation. If this equipment does cause harmful interference to radio ortelevision reception, which can be determined by turning the equipment off and on, theuser is encouraged to try to correct the interference by one or more of the following
measures:
- Reorient or relocate the receiving antenna.
- Increase the separation between the equipment and receiver.
- Connect the equipment into an outlet on a circuit different from that to which thereceiver is connected.
-Consult the dealer or an experienced radio/TV technician for help.
RF Warning:
The device has been evaluated to meet general RF exposure requirement, The device canbe used in portable exposure condition without restriction. Federal CommunicationCommission (FCC) Radiation Exposure Statement Power is so low that no RF exposurecalculation is needed.

CE-Konformitätserklärung

Hiermit erklärt Qingdao Geoid Intelligence Technology Co., Ltd. dass dieses Produkt den Anforderungen der Richtlinie 2014/53/EU entspricht. Der vollständige Text der EU-Konformitätserklärung ist unter folgender Internetadresse verfügbar:
https://geoidsports.com/pages/Certificate

Recycling Licenses

WEEE (Waste Electronic and Electric Equipment) Europäische Richtlinie 2012/19/EU

Dieses Symbol auf dem Produkt oder seiner Verpackung zeigt an, dass dieses Produkt nicht mit dem Hausmüll entsorgt werden darf. Stattdessen sind Sie dafür verantwortlich, Ihre Elektro- und Elektronikaltgeräte an einer dafür vorgesehenen Sammelstelle zur Wiederverwertung von Elektro- und Elektronikaltgeräten abzugeben. Die getrennte Sammlung und Wiederverwertung Ihrer Altgeräte zum Zeitpunkt der Entsorgung trägt dazu bei, natürliche Ressourcen zu schonen und sicherzustellen, dass sie auf eine Weise recycelt werden, die die menschliche Gesundheit und die Umwelt schützt. Für weitere Informationen darüber, wo Sie Ihre Altgeräte zur Wiederverwertung abgeben können, kontaktieren Sie bitte das örtliche Stadtamt, den Haushaltsentsorgungsdienst oder das Geschäft, in dem Sie das Produkt erworben haben.

Batterien

Gemäß der Batterierichtlinie sollten gebrauchte Batterien nicht im Hausmüll entsorgt werden. Bitte entsorgen Sie Ihre Batterien in speziellen Sammelbehältern, die für diesen Zweck in Einzelhandelsgeschäften bereitgestellt werden.

• Fonction du bouton

Mode du compteur de vélo	Touche A	Touche B	Touche C
Arrêt	Appui long : allumer l' appareil		
Prêt	Appui simple : démarrer votre entrainement cycliste Appui long : éteindre l' appareil	Appui simple : changer de page	Appui simple : activer et désactiver le rétroéclairage
Entrainement cycliste	Appui simple : mettre en pause Appui long : éteindre l' appareil	Appui simple : changer de page Appui long : arrêter l' enregistrement et retourner au mode Prêt	Appui simple : marquer le tour Appui long : activer et désactiver le rétroéclairage
Pause	Appui simple : continuer Appui long : éteindre l' appareil	Appui simple : changer de page Appui long : arrêter l' enregistrement et retourner au mode Prêt	Appui long : activer et désactiver le rétroéclairage
Marche	Appuyez simultanément sur A et B pour effectuer le calibrage du wattmètre.		

• Spécification

Modèle de produit	CC500
Type/Capacité de Batterie	Batterie Lithium / 1000mAh
Spécification d'Entrée de Charge	DC 5V, 500mA
Protocole de Transmission Sans Fil	ANT+, Bluetooth
Fréquence de Transmission	2400MHz à 2480MHz
Puissance de Transmission	2.5mW
Température d'Utilisation	-10°C à 50°C
Température de chargement	0°C à 45°C
Poids Net	83g
Norme d'Exécution du Produit	Q/MG 03002

• Contenu :

Compteur de Vélo*1

Câble de Chargement Type-C*1

Cordon*1

Support de Compteur de Vélo*1

Base de remplacement pour support Compteur de Vélo*1

Bande en Caoutchouc*4

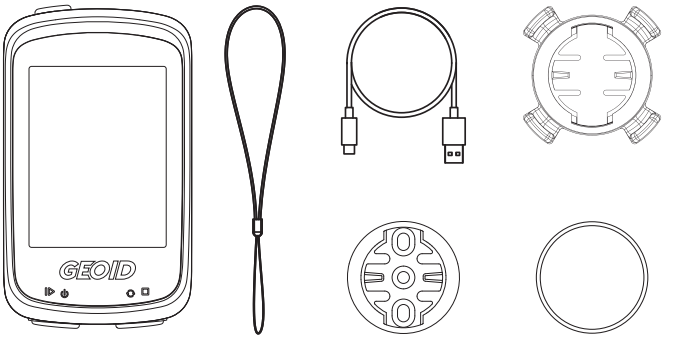

• Installation :

Étape 1 : Placez le support sur le guidon.

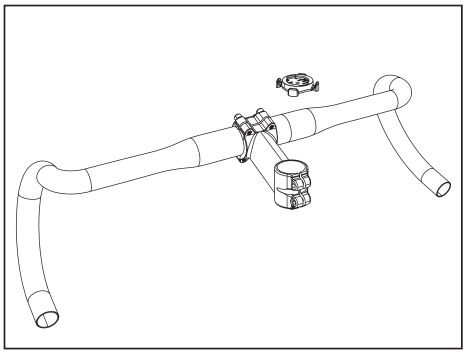

Étape 2 : Fixez le support avec la bande en caoutchouc.

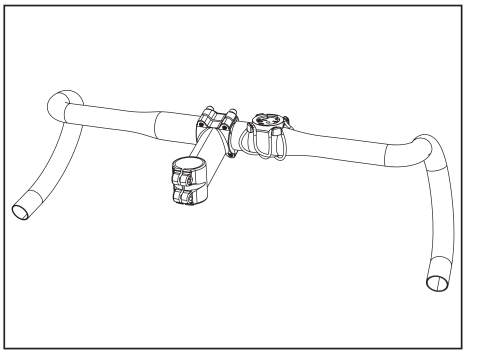

Étape 3 : Installez le compteur en suivant la direction indiquée par la flèche et faites tourner le compteur de vélo.

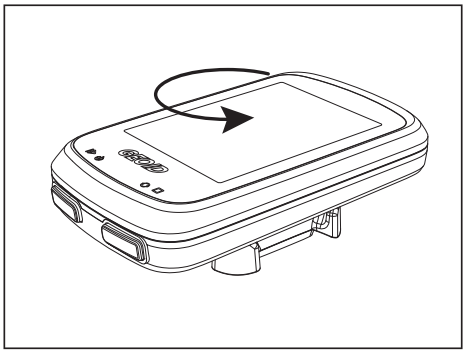

Étape 4 : Installation terminée.

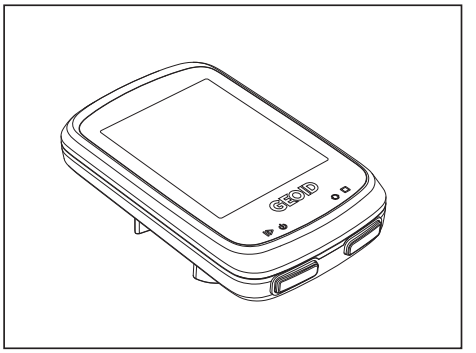

• Instructions :

1.Chargement :

Ouvrez le couvercle en caoutchouc situé sous l'appareil et insérez le câble de chargement pour le connecter à une source d'alimentation afin de le charger.
Note : Si l'appareil n'est pas utilisé pendant une longue période, veuillez charger le Compteur de Vélo une fois tous les trois mois.

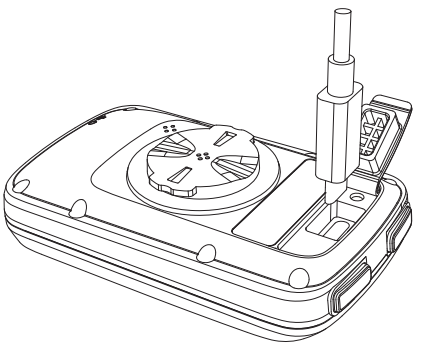

2.Configuration de l'ordinateur de vélo
Pour que votre ordinateur de vélo fonctionnecorrectement,veuillez scanner le code OR ettélécharger l application OnelapFit.Inscrivez-vous etconnectez-vous, puis suivez les instructions pourterminer la liaison, la fixation et l'appairage de votreordinateur de vélo. Chaque fois que vous démarrezl'application,elle recherche et appaireautomatiquement l ordinateur de vélo, vérifie lesnouveaux trajets et synchronise automatiquement lesnouvelles données avec celui-ci :

Avertissement

Le non-respect des dangers potentiels suivants peut entraîner des blessures graves voire des accidents mortels.
Avertissement concernant la batterie
Ce produit utilise une batterie lithium-ion rechargeable.
Le non-respect des directives suivantes peut entraîner une durée de vie réduite de la batterie, des dommages au dispositif, un incendie, des brûlures chimiques, une fuite d'électrolyte et un risque de blessures.
- Ne démontez pas, ne modifiez pas, ne percez pas, ne serrez pas ou n'endommagez pas la batterie pour éviter les dangers potentiels.
- N'exposez pas le dispositif et la batterie aux flammes, aux explosions ou à d'autres dangers.
- Ne placez pas le dispositif dans des environnements à haute température, tels que dans un sèche-linge ou sous un ensoleillement direct dans une voiture.
- Ne plongez pas la batterie dans l'eau ou d'autres liquides.
- Évitez la surcharge fréquente.
- Ne chargez pas la batterie à proximité d'une source de chaleur ou dans des conditions extrêmement chaudes.
- Chargez la batterie strictement en suivant les exigences de charge pour éviter les dangers potentiels liés à un courant excessif.
- Si le produit n'est pas utilisé pendant une période prolongée, chargez la batterie à pleine capacité avant de la ranger pour prolonger sa durée de vie.

Conditions de garantie

Réparation,remplacement et retour :
Ce produit a subi une inspection rigoureuse de la qualité. Selon la carte de garantie, si desproblèmes de qualité du produit causés par une utilisation normale surviennent pendantla periode de garantie, nous offrons une garantie gratuite dans les 7 jours suivant la dated'achat (inclus). Si le produit présente un problème, il peut être retourné sans condition.La période de garantie du produit est d'un an à partir de la date d'activation. Pour lesproduits non activés, la période de garantie est basée sur la date d'achat. Si aucune dated'achat n'est disponible, la période de garantie est basée sur la date de fabrication.Le retour du produit dans le cadre de la garantie doit être effectué par le transportlogistique spécifié ; sinon, l'utilisateur devra supporter les frais de transport ou les pertesde transport.
Les situations suivantes ne sont pas couvertes par la garantie :
1. La période de garantie a expiré.
2. Tout dommage causé par une utilisation, un entretien ou un stockage incorrects
3. Les dommages au produit causés par le non-respect des instructions d'utilisation oud'installation.
4. Reparation non autorisée, mauvaise utilisation, collision, négligence, abus, infiltrationde liquides, accidents, altérations ou utilisation non spécifiée d'accessoires autres queceux du produit.
5. La garantie a été modifiée sans autorisation.
6. L'utilisateur ne peut pas fournir une garantie valide et une facture.
7. Le numéro de série ou le code du produit indiqué sur la garantie ne correspond pas àcelui du produit.
8. Les pannes et dommages sont causés par d'autres problèmes non liés à la conception.à la fabrication et à la qualité du produit.
9. Les dommages causés par l'usure ou la saleté résultant d'une utilisation normale, ycompris des facteurs humains tels que des rayures, une exposition à des réactifschimiques ou des objets tranchants, des chutes ou une pression.
10. Tout dommage causé par un cas de force majeure.
Période de service après-vente :
Notre entreprise offre un service après-vente à vie pour nos produits. Après la période degarantie, seuls les coùts sont facturés en cas de défaillance du produit qui ne peut pasêtre réparé, et seuls les coùts de main-d'ceuvre et de pièces sont facturés lorsque leproduit est réparé en raison de dommages causés par l'homme. En cas de dommagescausés par l'homme, seuls les coÃts de main-d'cuvre et de pièces seront facturésL'entreprise se réserve le droit de modifier et d'interpréter les contenus ci-dessus.

FCC statements

This device complies with part 15 of the FCC rules. Operation is subject to the followingtwo conditions:
(1)this device may not cause harmfulinterference, and
(2) this device must accept any interference received, including interference that maycause undesired operation.
NOTE: The manufacturer is not responsible for any radio or TV interference caused byunauthorized modifications or changes to this equipment. Such modifications or changescould void the user's authority to operate the equipment.
NOTE: This equipment has been tested and found to comply with the limits for a Class Bdigital device, pursuant to part 15 of the FCC Rules. These limits are designed to providereasonable protection against harmful interference in a residential installation. Thisequipment generates uses and can radiate radio frequency energy and, if not installedand used in accordance with the instructions, may cause harmful interference to radiocommunications, However, there is no guarantee that interference will not occur in aparticular installation. If this equipment does cause harmful interference to radio ortelevision reception, which can be determined by turning the equipment off and on, theuser is encouraged to try to correct the interference by one or more of the following
measures:
- Reorient or relocate the receiving antenna.
- Increase the separation between the equipment and receiver.
- Connect the equipment into an outlet on a circuit different from that to which thereceiver is connected.
-Consult the dealer or an experienced radio/TV technician for help.
RF Warning:
The device has been evaluated to meet general RF exposure requirement, The device canbe used in portable exposure condition without restriction. Federal CommunicationCommission (FCC) Radiation Exposure Statement Power is so low that no RF exposurecalculation is needed.

Déclaration de conformité CE

Par la présente, Qingdao Geoid Intelligence Technology Co., Ltd. déclare que ce produitest conforme à la Directive 2014/53/UE, Le texte integral de la declaration de conformitéde l'UE est disponible àl'adresse internet suivante :
https://geoidsports.com/pages/Certificate

Recycling Licenses

Directive européenne sur les déchets d'équipements électriques et électroniques(DEEE)2012/19/UE

Ce symbole sur le produit ou son emballage indique que ce produit ne doit pasêtre jeté avec les ordures ménagères. Il est de votre responsabilité de déposervos équipements usagés dans un point de collecte désigné pour le recyclage deséquipements électriques et électroniques. La collecte et le recyclage separés devos équipements usagés au moment de leur élimination contribueront àpréserver les ressources naturelles et à garantir qu'ils sont recyclés d'unemanière qui protège la santé humaine et l'environnement. Pour plusd'informations sur les lieux où vous pouvez déposer vos équipements usagéspour le recyclage, veuillez contacter la mairie locale, le service de gestion desdéchets ménagers ou le magasin où vous avez acheté le produit.

Batteries

Conformément à la Directive sur les batteries, les piles usagées ne doivent pasêtre jetées dans les déchets domestiques. Veuillez les déposer dans desconteneurs spécifiques prévus à cet effet dans les magasins de vente au détail.

• Funzione del pulsante

Stato del cronometro	Tasto A	Tasto B	Tasto C
Stato di spegnimento	Pressione lunga: accendere		
Pronto	Pressione breve: inizia a guidare Pressione lunga: spegnimento	Pressione breve: cambia pagina	Pressione lunga: cambia la retroilluminazione
Stato di guida	Pressione breve: pausa Pressione lunga: spegnimento	Pressione breve: cambia pagina Pressione lunga: interrompe la registrazione e torna a pronto	Pressione breve: conta il cerchio Pressione lunga: cambia la retroilluminazione
Stato di sospensione	Pressione breve: continua Pressione lunga: spegnimento	Pressione breve: cambia pagina Pressione lunga: interrompe la registrazione e torna a pronto	Pressione lunga: cambia la retroilluminazione
Stato di accensione	Premere A+B contemporaneamente per calibrare il misuratore di potenza		

• Specifica

Modello Prodotto	CC500
Tipo/Capacità Batteria	Batteria al Litio/1000mAh
Specifica di Ingresso di Carica	DC 5V，500mA
Protocollo di Trasmissione Wireless	ANT+，Bluetooth
Frequenza di Trasmissione	2400MHz a 2480MHz
Potenza di Trasmissione	2.5mW
Temperatura di Utilizzo	-10°C a 50°C
Temperatura di ricarica	0°C a 45°C
Peso Netto	83g
Standard di Esecuzione del Prodotto	Q/MG 03002

• Contenuto:

Computer per Bicicletta*1

Cavo di Ricarica Type-C*1

Cordino*1

Supporto per Computer per Bicicletta*1

Base di ricambio per supporto per computer da bicicletta*1

Fascia di Gomma*4

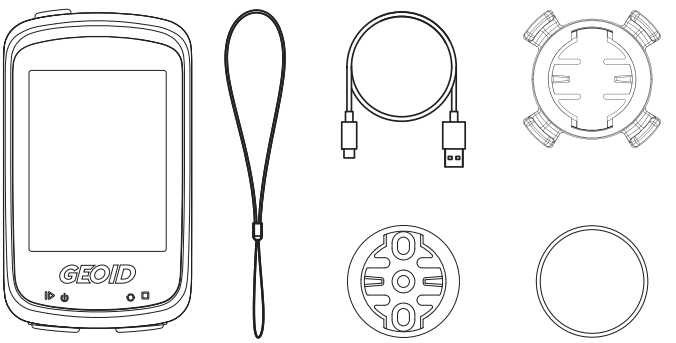

• Installazione:

Passo 1: Posizionare il supporto sul manubrio.

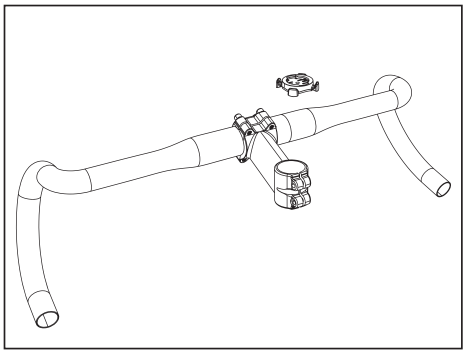

Passo 2: Fissare il supporto con la fascia di gomma.

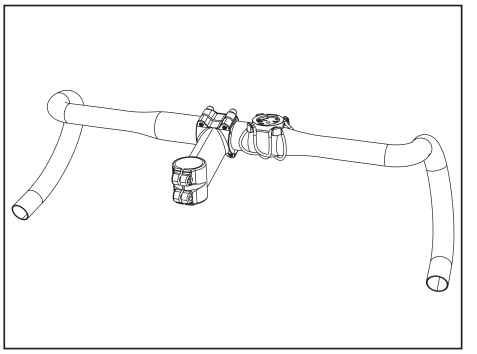

Passo 3: Installare il computer seguendo la direzione indicata dalla freccia e ruotare il computer per bicicletta.

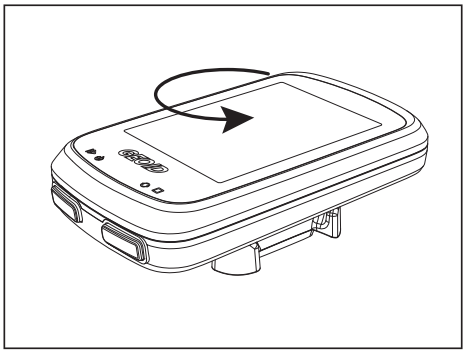

Passo 4: Installazione completata.

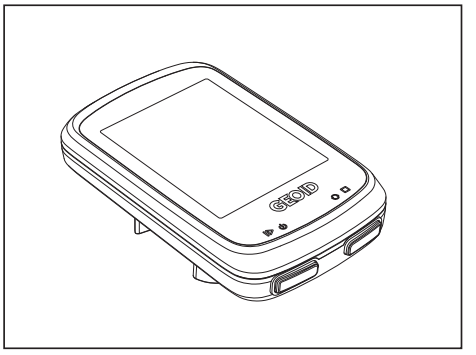

• Istruzioni:

1.Ricarica:

Aprire il coperchio in gomma nella parte inferiore del dispositivo e inserire il cavo di ricarica per collegarlo a una fonte di alimentazione per la ricarica.

Nota: Se il dispositivo non viene utilizzato per lungo tempo, caricare il Computer per Bicicletta una volta ogni tre mesi.

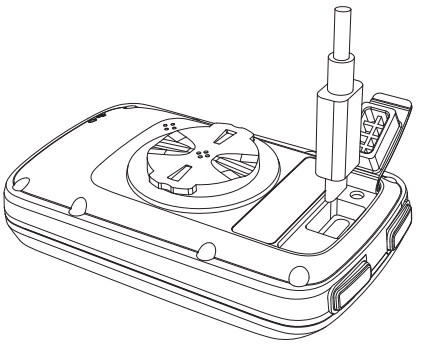

2.Configurazione del Computer per Bicicletta
Per garantire che il computer da bicicletta funzioninormalmente, si prega di scansionare il codice OR.scaricare OnelapFit,registrarti, accederti. Si deve anchecompletareil collegamento,lassociazione el'accoppiamento del computer da bicicletta seguendo leistruzioni. Ad ogni avvio, l App cercherà e collegheràautomaticamenteil computer da bicicletta e verificheràse ci sono nuovi record di viaggio e sincronizzeràautomaticamente inuovi dati:automaticamente datosnuevos:

Avvertenza

La mancata attenzione ai seguenti pericoli potenziali può causare gravi lesioni o addirittura incidenti fatali.
Avvertenza sulla batteria
Questo prodotto utilizza una batteria al litio ricaricabile.
Il mancato rispetto delle seguenti linee guida può comportare una riduzione della durata della batteria, danni al dispositivo, incendi, ustioni chimiche, perdite di elettrolita e rischio di lesioni.
- Non smontare, modificare, perforare, schiacciare o danneggiare la batteria per evitare pericoli potenziali.
- Non esporre il dispositivo e la batteria a fiamme, esplosioni o altri pericoli.
- Non posizionare il dispositivo in ambienti ad alta temperatura, come all'interno di un asciugatrice o sotto la luce diretta del sole in un'auto.
- Non immergere la batteria in acqua o altri liquidi.
- Evitare la sovra-carica frequente.
- Non caricare la batteria vicino a una fonte di calore o in condizioni estremamente calde.
- Caricare la batteria rigorosamente seguendo i requisiti di carica per evitare pericoli potenziali dovuti a correnti eccessive.
- Se il prodotto non viene utilizzato per un periodo prolungato, caricare la batteria a piena capacità prima di riporla per prolungarne la durata.

Clausole di garanzia

Riparazione, Sostituzione e Reso:
Questo prodotto è stato sottoposto a rigorosi controlli di qualità. Secondo la carta di garanzia, se ci sono problemi di qualità del prodotto causati dall'uso normale durante il periodo di garanzia, forniamo una garanzia gratuita entro 7 giorni dalla data di acquisto (compresa). Se il problema riguarda il prodotto stesso, è possibile restituirlo incondizionatamente. Il periodo di garanzia del prodotto è di 1 anno dalla data di attivazione. Per i prodotti non attivati, il periodo di garanzia è basato sulla data di acquisto. Se non è disponibile una data di acquisto, il periodo di garanzia è basato sulla data di fabbricazione. La restituzione del prodotto per la garanzia richiede l'utilizzo del trasporto logistico specificato; in caso contrario, l'utente sopporterà le spese di trasporto o le perdite nel trasporto.

Le seguenti situazioni non sono coperte dalla garanzia:

1. Il periodo di garanzia è scaduto.
2. Eventuali danni causati dall'uso improprio, dalla manutenzione e dall'immagazzinamento.
3. Danneggiamenti del prodotto causati dalla mancata osservanza delle istruzioni d'uso o di installazione.
4. Riparazioni non autorizzate, uso improprio, collisione, negligenza, abuso, ingresso di liquidi, incidenti, alterazioni o uso non specificato di accessori diversi da quelli del prodotto.
5. La garanzia è stata alterata senza autorizzazione.
6. L'utente non può fornire una garanzia valida e una fattura.
7. Il numero di serie o il codice del prodotto indicato sulla garanzia non corrisponde a quello del prodotto.
8. Guasti e danni causati da problemi non correlati alla progettazione, fabbricazione e qualità del prodotto.
9. Danneggiamenti causati da usura o sporcizia dovuti all'uso normale, inclusi fattori umani come graffi, esposizione a reagenti chimici o oggetti appuntiti, cadute o pressione.
10. Eventuali danni causati da forza maggiore.

Periodo di assistenza post-vendita:
La nostra azienda offre assistenza post-vendita a vita per i nostri prodotti. Dopo il periodo di garanzia, verranno addebitati solo i costi nel caso in cui il prodotto non possa essere riparato e verranno addebitati solo i costi di manodopera e pezzi di ricambio in caso di riparazione a causa di danni causati dall'uomo. In caso di danni causati dall'uomo, verranno addebitati solo i costi di manodopera e pezzi di ricambio. L'azienda si riserva il diritto di modificare e interpretare i contenuti sopra riportati.

FCC statements

This device complies with part 15 of the FCC rules. Operation is subject to the followingtwo conditions:
(1)this device may not cause harmfulinterference, and
(2) this device must accept any interference received, including interference that maycause undesired operation.
NOTE: The manufacturer is not responsible for any radio or TV interference caused byunauthorized modifications or changes to this equipment. Such modifications or changescould void the user's authority to operate the equipment.
NOTE: This equipment has been tested and found to comply with the limits for a Class Bdigital device, pursuant to part 15 of the FCC Rules. These limits are designed to providereasonable protection against harmful interference in a residential installation. Thisequipment generates uses and can radiate radio frequency energy and, if not installedand used in accordance with the instructions, may cause harmful interference to radiocommunications, However, there is no guarantee that interference will not occur in aparticular installation. If this equipment does cause harmful interference to radio ortelevision reception, which can be determined by turning the equipment off and on, theuser is encouraged to try to correct the interference by one or more of the following
measures:
- Reorient or relocate the receiving antenna.
- Increase the separation between the equipment and receiver.
- Connect the equipment into an outlet on a circuit different from that to which thereceiver is connected.
-Consult the dealer or an experienced radio/TV technician for help.
RF Warning:
The device has been evaluated to meet general RF exposure requirement, The device canbe used in portable exposure condition without restriction. Federal CommunicationCommission (FCC) Radiation Exposure Statement Power is so low that no RF exposurecalculation is needed.

Dichiarazione di conformità CE

Con la presente, Qingdao Geoid Intelligence Technology Co., Ltd. dichiara che questo prodotto è conforme alla Direttiva 2014/53/UE. Il testo completo della dichiarazione di conformità dell'UE è disponibile all'indirizzo internet seguente:
https://geoidsports.com/pages/Certificate

Recycling Licenses

Direttiva europea sui rifiuti di apparecchiature elettriche ed elettroniche (RAEE) 2012/19/UE

Questo simbolo sul prodotto o sulla sua confezione indica che il prodotto non deve essere smaltito con i rifiuti domestici. Invece, è responsabilità dell'utente smaltire le apparecchiature e lettriche ed elettroniche usate consegnandole a un punto di raccolta designato per il riciclaggio delle apparecchiature elettriche ed elettroniche. La raccolta e il riciclaggio separati delle apparecchiature usate al momento dello smaltimento contribuiranno a conservare le risorse naturali e garantire che siano riciclate in modo da proteggere la salute umana e l'ambiente. Per ulteriori informazioni su dove puoi consegnare le tue apparecchiature usate per il riciclaggio, contatta l'ufficio comunale locale, il servizio di smaltimento dei rifiuti domestici o il negozio presso cui hai acquistato il prodotto.

Batterie

In conformità con la Direttiva sulle batterie, le batterie usate non devono essere smaltite nei rifiuti domestici. Si prega di smaltire le batterie nei contenitori specifici presenti nei negozi al dettaglio a tale scopo.

• Función del botón

Cronómetro	Tecla A	Tecla B	Tecla C
Apagado	Pulsación larga: Encender		
Listo	Pulsación corta: iniciar la marcha Pulsación larga: Apagar	Pulsación corta: cambiar página	Pulsación larga: encender o apagar la iluminación
Estado de marcha	Pulsación corta: pausa Pulsación larga: apagar	Pulsación corta: cambiar página Pulsación larga: detener la grabación y volvel al estado de inicio	Pulsación corta: cuenta ciclos Pulsación larga: encender o apagar la iluminación
Estado suspendido	Pulsación corta: continuar Pulsación larga: apagar	Pulsación corta: cambiar página Pulsación larga: detener la grabación y volver al estado de inicio	Pulsación larga: encender o apagar la iluminación
Encendido	Presionar A+B juntos para calibrar el medidor de potencia		

• Especificación

Modelo del Producto	CC500
Tipo/Capacidad de Batería	Batería de Litio/1000mAh
Especificación de Entrada de Carga	DC 5V, 500mA
Protocolo de Transmisión Inalámbrica	ANT+, Bluetooth
Frecuencia de Transmisión	2400MHz a 2480MHz
Potencia de Transmisión	2.5mW
Temperatura de Uso	-10°C a 50°C
Temperatura de carga	0°C a 45°C
Peso Neto	83g
Estándar de Ejecución del Producto	Q/MG 03002

• Conteúdo:

Computador para Bicicleta*1

Cabo de Carregamento Tipo-C*1

Cordão*1

Suporte para Computador de Bicicleta*1

Base de substituição do suporte do computador para bicicleta*1

Banda de Borracha*4

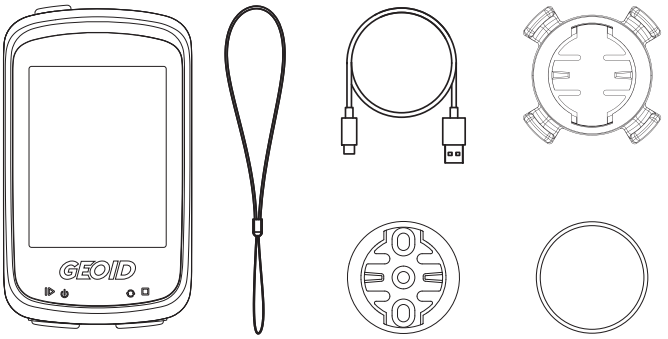

• Instalación:

Paso 1: Coloca el soporte en el manillar.

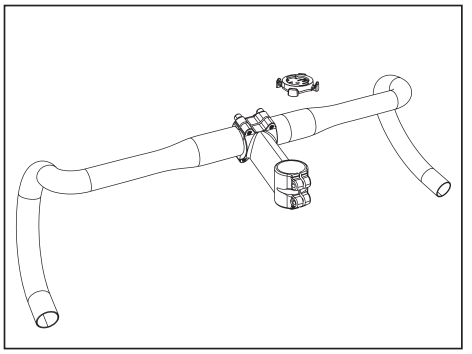

Paso 2: Asegura el soporte con la banda de goma.

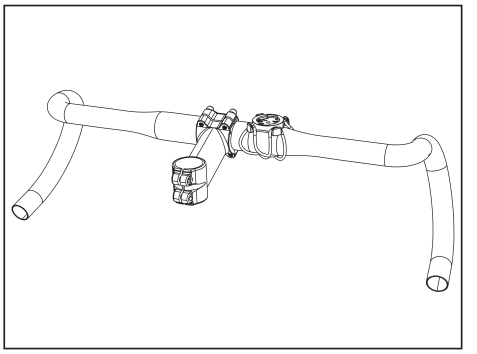

Paso 3: Instala la computadora siguiendo la dirección indicada por la flecha y gira la computadora de la bicicleta.

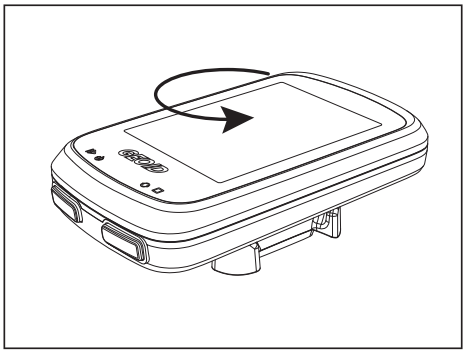

Paso 4: Instalación completada.

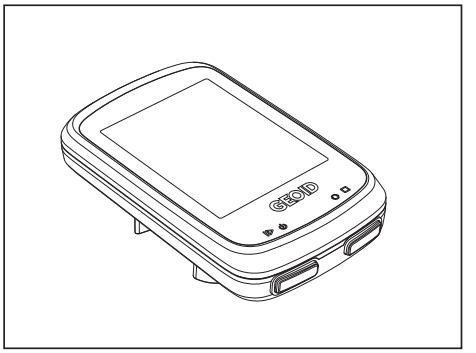

• Instrucciones:

1.Carga:

Abre la cubierta de goma en la parte inferior del dispositivo e inserta el cable de carga para conectarlo a una fuente de alimentación y cargarlo.

Nota: Si el dispositivo no se usa durante mucho tiempo, carga la Computadora de Bicicleta una vez cada tres meses.

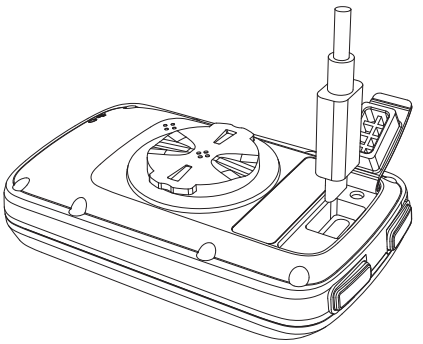

2.Configuración

Para que su ciclocomputadora funcione normalmente,escanee el código QR, descargue la aplicación OnelapFit,registrese e inicie sesión. Siga las instrucciones paracompletarla conexión, la vinculación yelemparejamiento de la ciclocomputadora. Cada vez queinicie la aplicación,se buscarà y conectará de maneraautomática la ciclocomputadora para comprobar si haynuevos registros de ciclismoyse sincronizaranautomaticamente datos nuevos:

Advertencia

El no prestar atención a los siguientes peligros potenciales puede resultar en lesiones graves o incluso accidentes mortales.

Advertencia de batería

Este producto utiliza una batería de litio recargable.

El incumplimiento de las siguientes pautas puede llevar a una vida útil de la batería acortada, daño al dispositivo, incendios, quemaduras químicas, fugas de electrólitos y el riesgo de lesiones.

- No desmonte, modifique, perfore, aplaste o dañe la batería para evitar peligros potenciales.
- No exponga el dispositivo y la batería a llamas, explosiones u otros peligros.
- No coloque el dispositivo en entornos de alta temperatura, como dentro de una secadora o bajo la luz directa del sol en un automóvil.
- No sumerja la batería en agua u otros líquidos.
- Evite la sobrecarga frecuente.
- No cargue la batería cerca de una fuente de calor o en condiciones extremadamente calurosas.
- Cargue la batería siguiendo estrictamente los requisitos de carga para evitar peligros potenciales debido a la corriente excesiva.
- Si el producto no se usa durante un período prolongado, cargue la batería hasta su capacidad máxima antes de almacenarla para extender su vida útil.

Disposiciones de Garantía

Reparación, Reemplazo y Devolución:
Este producto ha pasado rigurosas inspecciones de calidad. De acuerdo con la tarjeta de garantía, si durante el período de garantía hay problemas de calidad del producto causados por un uso normal, proporcionamos garantía gratuita dentro de los 7 días desde la fecha de compra (incluyendo dicha fecha). Si el problema está relacionado con el producto en sí, se puede devolver sin condiciones. El período de garantía del producto es de 1 año a partir de la fecha de activación. Para productos no activados, el período de garantía se basa en la fecha de compra. Si no hay fecha de compra disponible, el período de garantía se basa en la fecha de fabricación.
El proceso de devolución del producto bajo garantía debe realizarse a través del transporte logístico especificado; de lo contrario, el usuario se hará cargo de los costos de envío o pérdidas en el transporte.
Los siguientes casos no están cubiertos por la garantía:
1. El período de garantía ha expirado.
2. Cualquier daño causado por un uso, mantenimiento o almacenamiento inadecuados.
3. Daños en el producto causados por el no cumplimiento de las instrucciones de uso o instalación.
4. Reparaciones no autorizadas, mal uso, colisión, negligencia, abuso, entrada de líquidos, accidentes, alteraciones o uso no especificado de accesorios distintos a los del producto.
5. La garantía ha sido alterada sin autorización.
6. El usuario no puede proporcionar una garantía válida o la factura de compra.
7. El número de serie o código del producto indicado en la garantía no coincide con el del producto.
8. Fallos y daños causados por problemas de diseño, fabricación o calidad distintos a los del producto.
9. Daños causados por desgaste o suciedad debido al uso normal, incluyendo factores humanos como rayones, exposición a productos químicos o objetos afilados, caídas o presión.
10. Cualquier daño causado por fuerza mayor.
Período de servicio posventa:
Nuestra empresa ofrece servicio posventa de por vida para nuestros productos. Después de que el producto supere el período de garantía, solo se cobrarán los costos en caso de falla del producto que no pueda ser reparado, y solo se cobrarán los costos de mano de obra y piezas en caso de reparación debido a daños causados por el usuario. En caso de daños

causados por el usuario, solo se cobrarán los costos de mano de obra y piezas. La empresa se reserva el derecho de modificar e interpretar el contenido anterior.

FCC statements

This device complies with part 15 of the FCC rules. Operation is subject to the followingtwo conditions:
(1)this device may not cause harmfulinterference, and
(2) this device must accept any interference received, including interference that maycause undesired operation.
NOTE: The manufacturer is not responsible for any radio or TV interference caused byunauthorized modifications or changes to this equipment. Such modifications or changescould void the user's authority to operate the equipment.
NOTE: This equipment has been tested and found to comply with the limits for a Class Bdigital device, pursuant to part 15 of the FCC Rules. These limits are designed to providereasonable protection against harmful interference in a residential installation. Thisequipment generates uses and can radiate radio frequency energy and, if not installedand used in accordance with the instructions, may cause harmful interference to radiocommunications, However, there is no guarantee that interference will not occur in aparticular installation. If this equipment does cause harmful interference to radio ortelevision reception, which can be determined by turning the equipment off and on, theuser is encouraged to try to correct the interference by one or more of the following
measures:
- Reorient or relocate the receiving antenna.
- Increase the separation between the equipment and receiver.
- Connect the equipment into an outlet on a circuit different from that to which thereceiver is connected.
-Consult the dealer or an experienced radio/TV technician for help.
RF Warning:
The device has been evaluated to meet general RF exposure requirement, The device canbe used in portable exposure condition without restriction. Federal CommunicationCommission (FCC) Radiation Exposure Statement Power is so low that no RF exposurecalculation is needed.

Declaración de conformidad CE

Por la presente, Qingdao Geoid Intelligence Technology Co., Ltd. declara que este producto cumple con la Directiva 2014/53/UE. El texto completo de la declaración de conformidad de la UE está disponible en la siguiente dirección de internet:
https://geoidsports.com/pages/Certificate

Recycling Licenses

Directiva Europea sobre RAEE (Residuos de Aparatos Eléctricos y Electrónicos) 2012/19/UE

Este símbolo en el producto o en su embalaje indica que este producto no debe ser desechado junto con los residuos domésticos. En su lugar, es tu responsabilidad deshacerte de tus equipos electrónicos llevándolos a un punto de recolección designado para el reciclaje de equipos eléctricos y electrónicos en desuso. La recolección y el reciclaje separados de tus equipos electrónicos al momento de su disposición ayudarán a conservar los recursos naturales y garantizar que se reciclen de una manera que proteja la salud humana y el medio ambiente. Para obtener más información sobre dónde puedes llevar tus equipos electrónicos para reciclarlos, por favor, ponte en contacto con la oficina de tu ciudad, el servicio de disposición de residuos domésticos o la tienda donde compraste el producto.

Baterías

De acuerdo con la Directiva de Baterías, las baterías usadas no deben desecharse en la basura doméstica. Por favor, desecha tus baterías en los contenedores de recolección específicos para este propósito que se encuentran en las tiendas minoristas.

GEOID SMART GPS BIKE COMPUTER

Model	CC500
Nominal Voltage	3.7V
Nominal Capacity	1000mAh
Ref.Weight	83g
Manufacturer	Qingdao Geoid Intelligence Technology Co., Ltd.
Address	Room 207-4 No.2 AWS No.130, Jiushui East Rd.,
	Licang District, Qingdao, Shandong, China
EC REP	WSJ Product LTD（for authorities only）
	Eschborner Landstraße 42-50,
	60489 Frankfurt am Main, Hessen, Germany

PAP 22
RACCOLTA CARTA

2.5–5.0
W

The power delivered by the charger must be between min [2.5] Watts required by the radio equipment, and max [5.0] Watts in order to achieve the maximum charging speed.
The Bluetooth word mark and logos are owned by the Bluetooth SIG, Inc.

Contact US

Qingdao Geoid Intelligence Technology CO., Ltd.
Room 207-4 No.2 AWS No.130, Jiushui east Rd., Licang District, Qingdao, China
Executive Standard：Q/MG 03002
www.geoidsports.com
saleafter-geoid@geoidsports.com