Appendix A: Photographs of the Test Set-Up

APPENDIX A: PHOTOGRAPHS OF THE TEST SET-UP 1
PHOTOGRAPH 1: SET-UP FOR RADIATED SPURIOUS EMISSION, BELOW 1GHZ 2
PHOTOGRAPH 2: SET-UP FOR RADIATED SPURIOUS EMISSION, ABOVE 1GHZ 3
PHOTOGRAPH 3: SET-UP FOR CONDUCTED EMISSIONS ON AC MIANS 4

Photograph 1: Set-up for Radiated Spurious Emission, Below 1GHz

Model: LA333



Model: LA503



Photograph 2: Set-up for Radiated Spurious Emission, Above 1GHz

Model: LA333

Model: LA503



Photograph 3: Set-up for Conducted Emissions ON AC mians

Model: LA333



Model: LA503