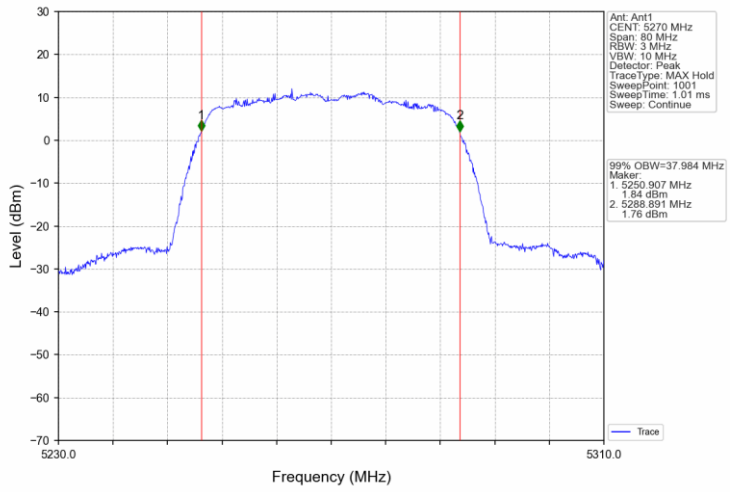

802.11n(HT40)_HCH_5310MHz_AntA_NTNV

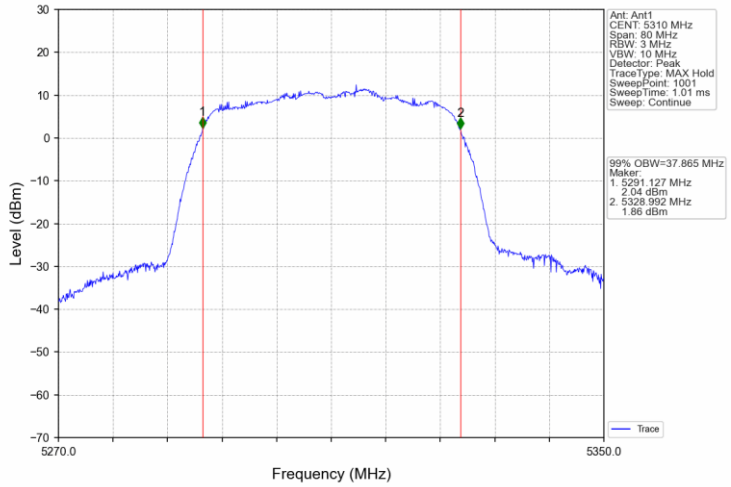

802.11n(HT40)_LCH_5510MHz_AntA_NTNV

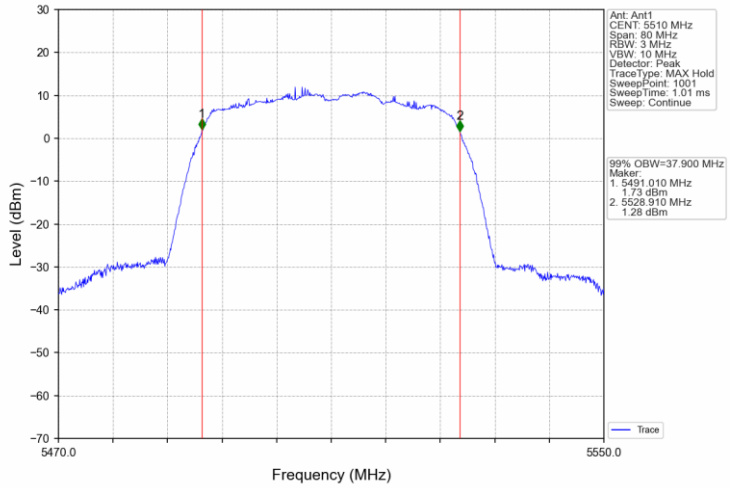

802.11n(HT40)_MCH_5550MHz_AntA_NTNV

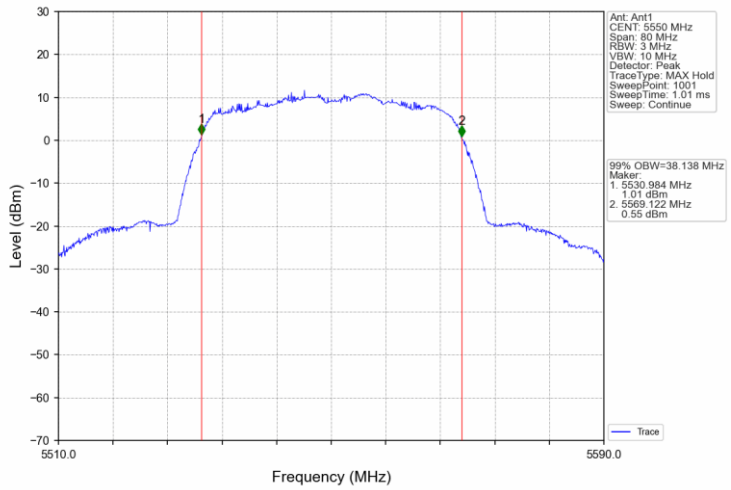

802.11n(HT40)_HCH_5670MHz_AntA_NTNV

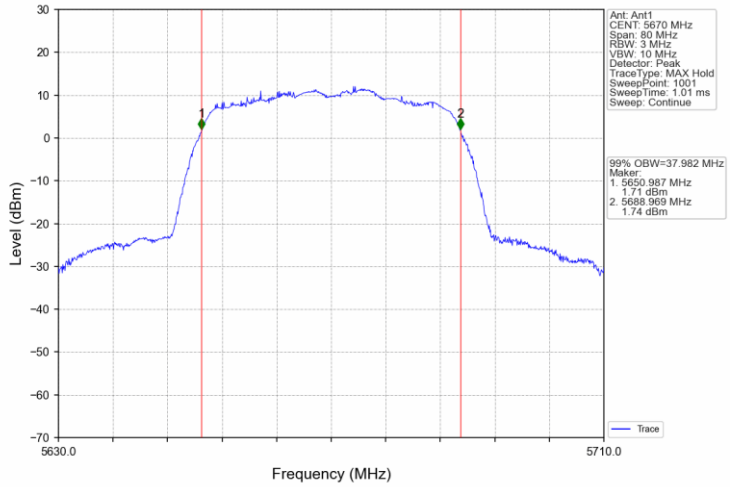

802.11n(HT40)_HCH_5710MHz_AntA_NTNV

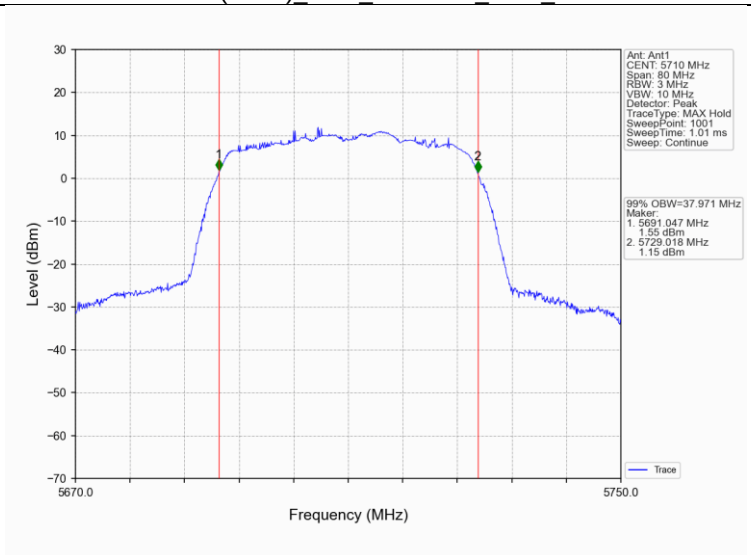

802.11n(HT40)_LCH_5755MHz_AntA_NTNV

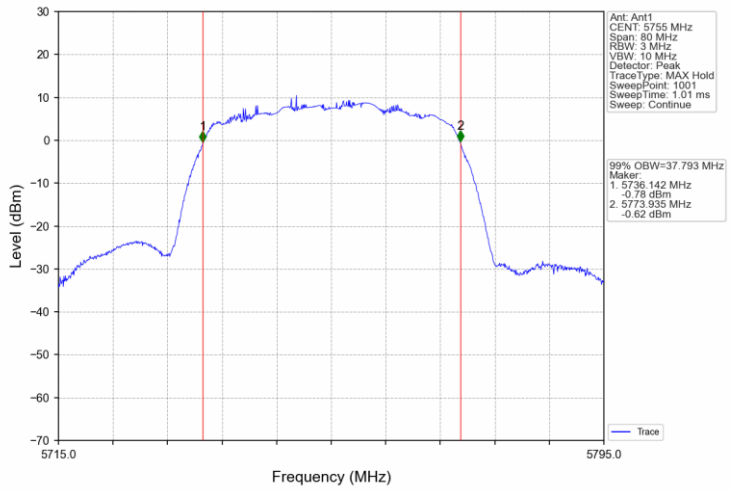

802.11n(HT40)_HCH_5795MHz_AntA_NTNV

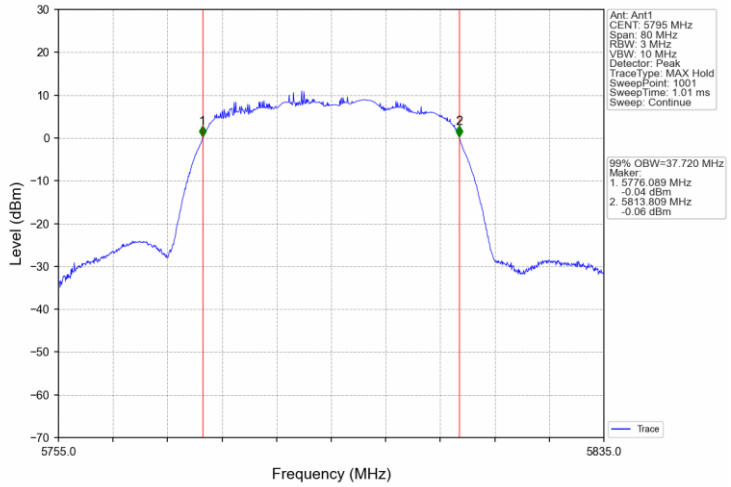

802.11ac(VHT20)_LCH_5180MHz_AntA_NTNV

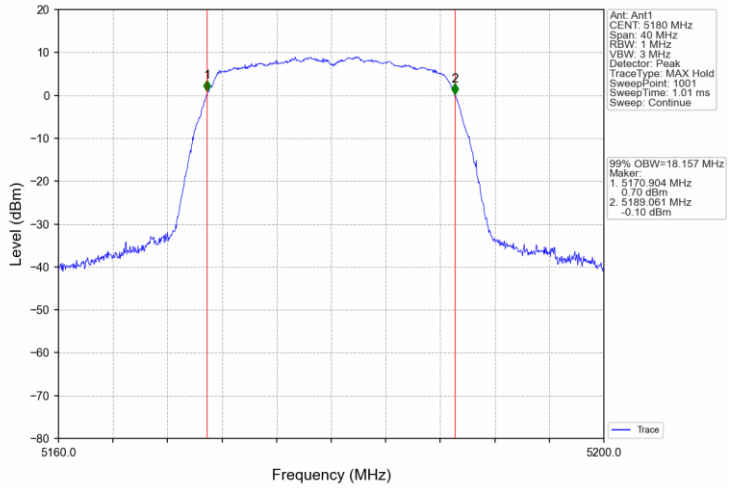

802.11ac(VHT20)_MCH_5200MHz_AntA_NTNV

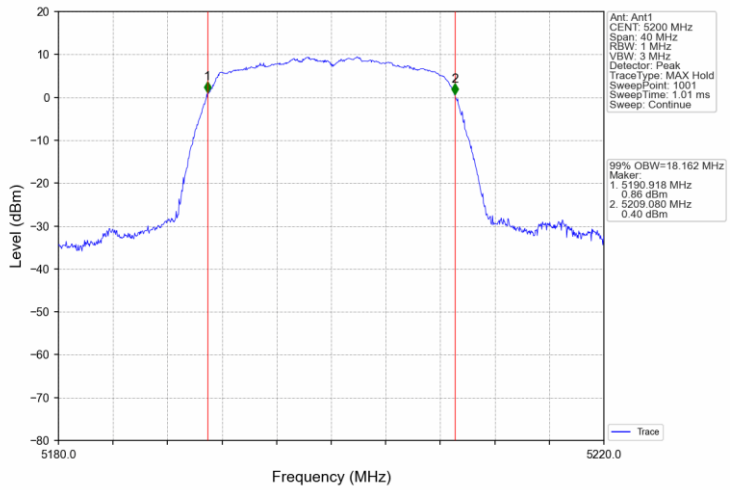

802.11ac(VHT20)_HCH_5240MHz_AntA_NTNV

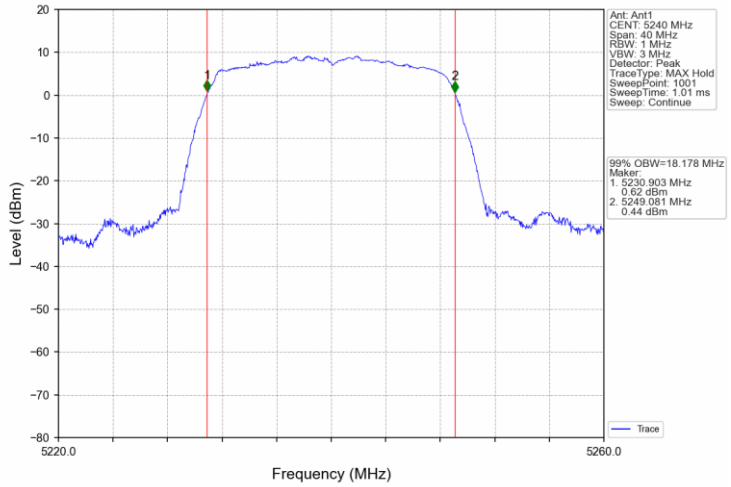

802.11ac(VHT20)_LCH_5260MHz_AntA_NTNV

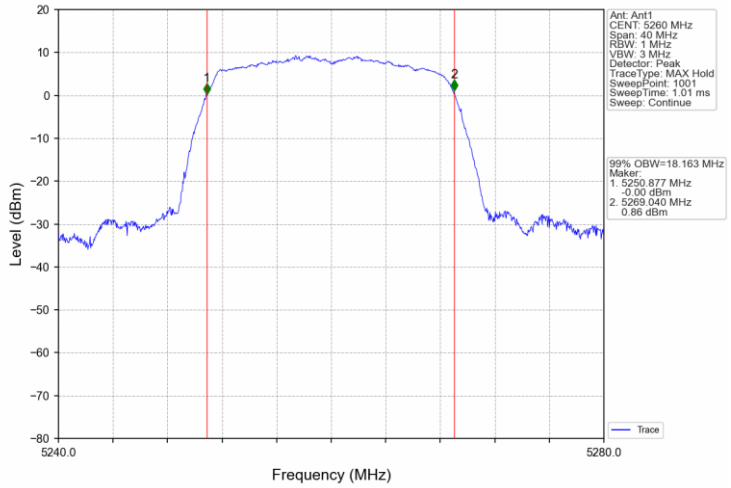

802.11ac(VHT20)_MCH_5300MHz_AntA_NTNV

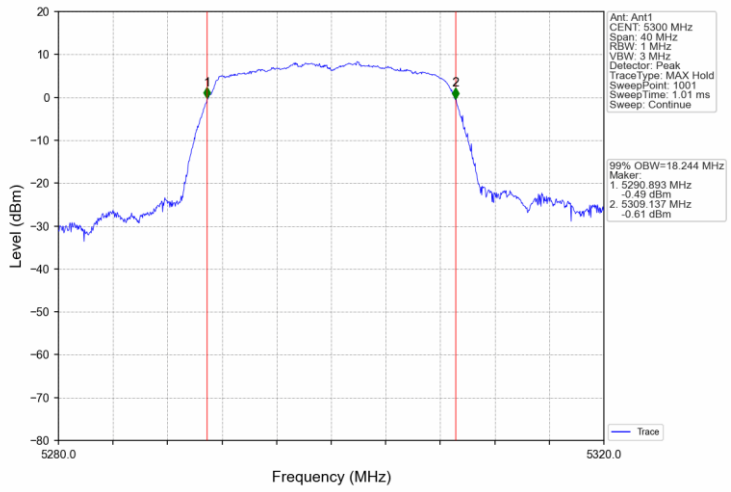

802.11ac(VHT20)_HCH_5320MHz_AntA_NTNV

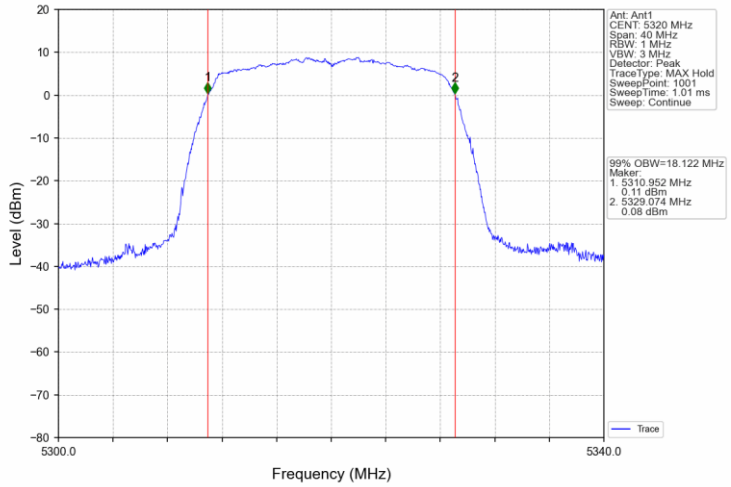

802.11ac(VHT20)_LCH_5500MHz_AntA_NTNV

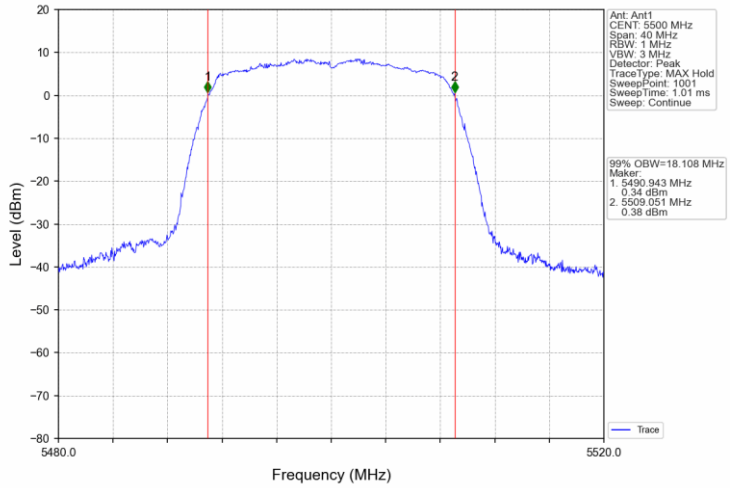

802.11ac(VHT20)_MCH_5580MHz_AntA_NTNV

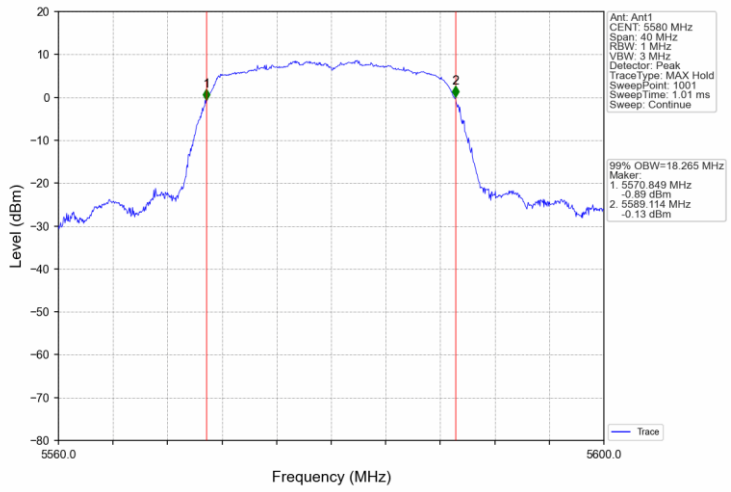

802.11ac(VHT20)_HCH_5700MHz_AntA_NTNV

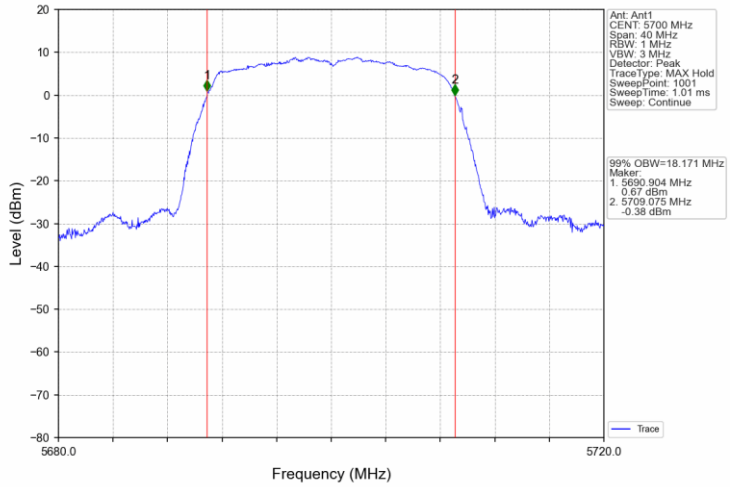

802.11ac(VHT20)_HCH_5720MHz_AntA_NTNV

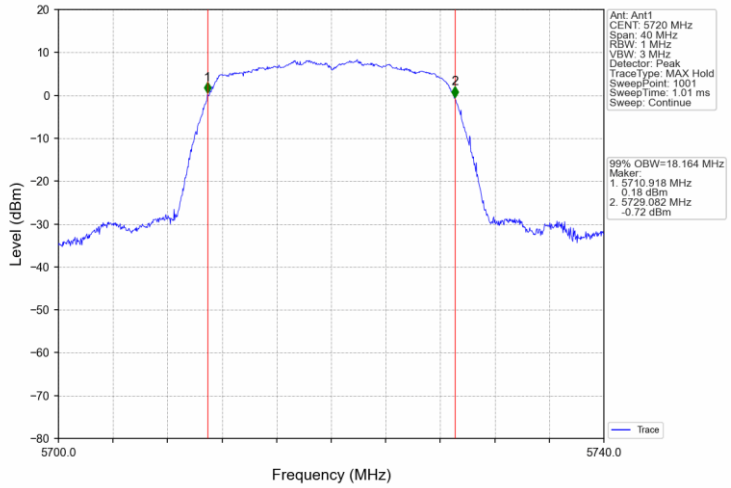

802.11ac(VHT20)_LCH_5745MHz_AntA_NTNV

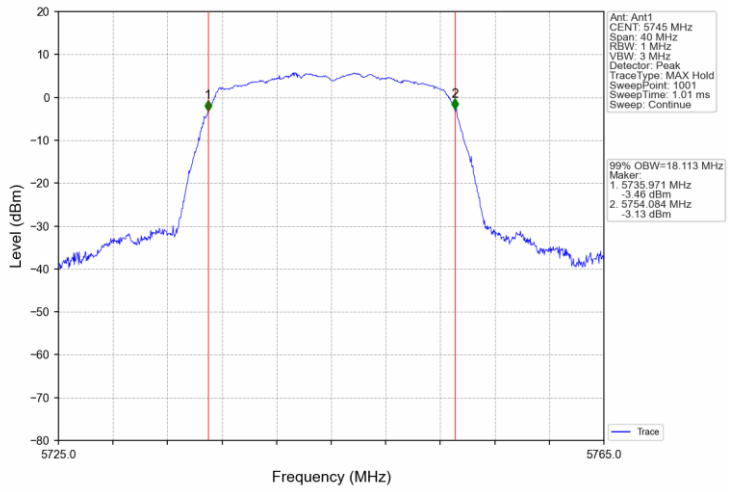

802.11ac(VHT20)_MCH_5785MHz_AntA_NTNV

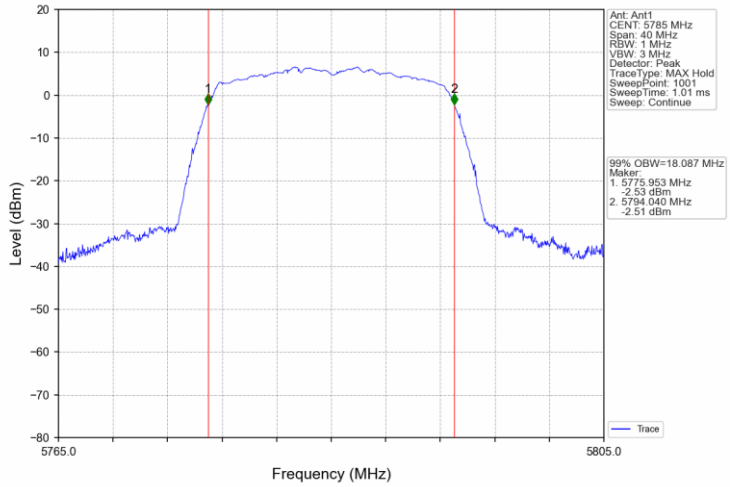

802.11ac(VHT20)_HCH_5825MHz_AntA_NTNV

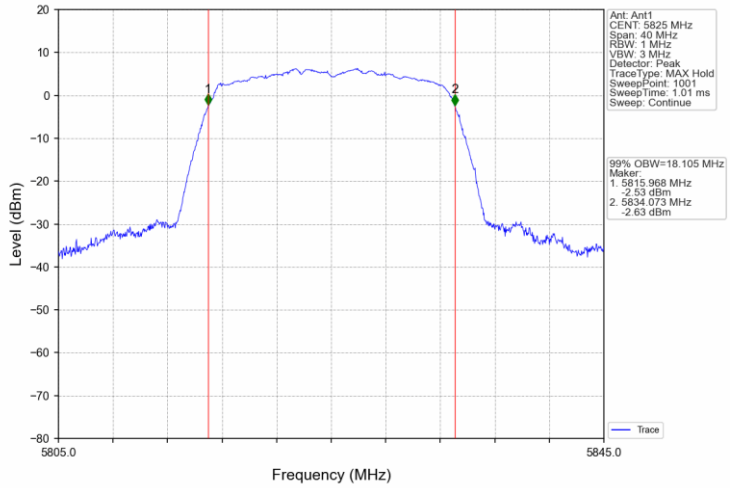

802.11ac(VHT40)_LCH_5190MHz_AntA_NTNV

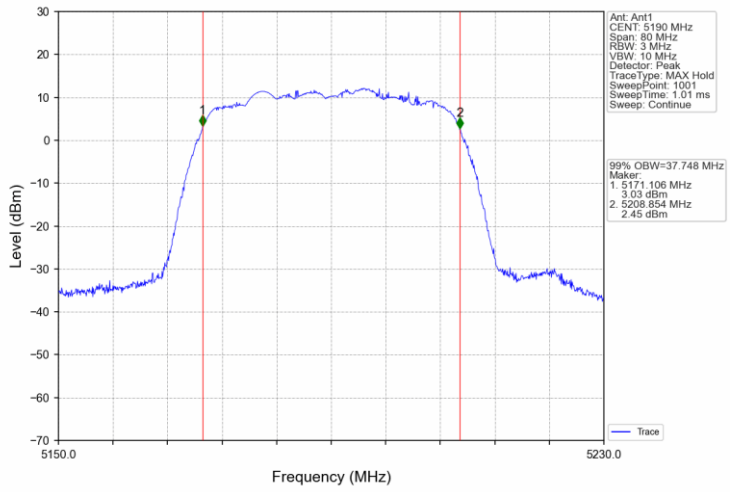

802.11ac(VHT40)_HCH_5230MHz_AntA_NTNV

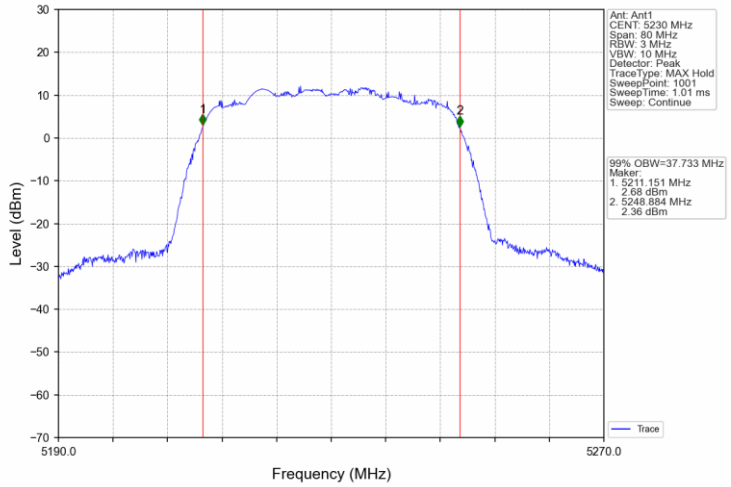

802.11ac(VHT40)_LCH_5270MHz_AntA_NTNV

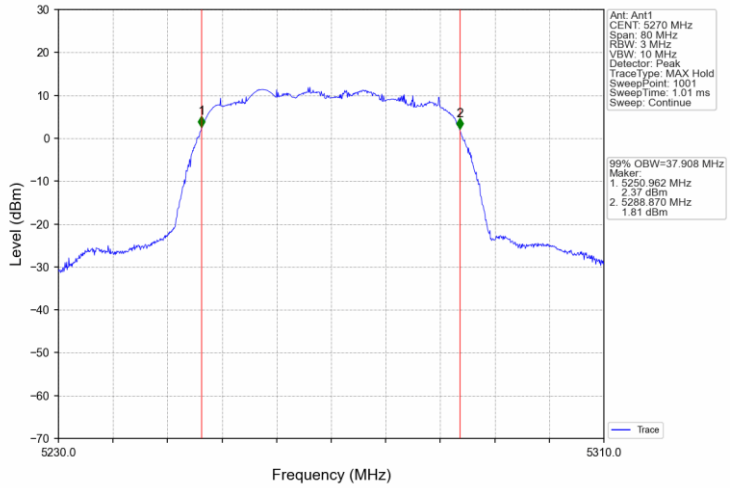

802.11ac(VHT40)_HCH_5310MHz_AntA_NTNV

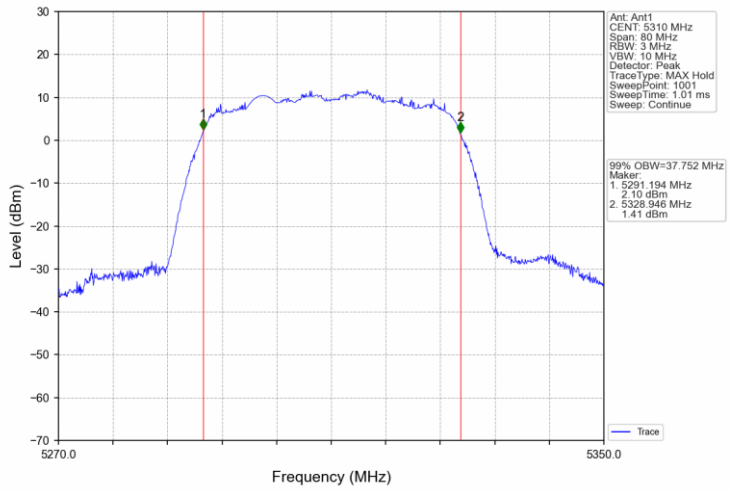

802.11ac(VHT40)_LCH_5510MHz_AntA_NTNV

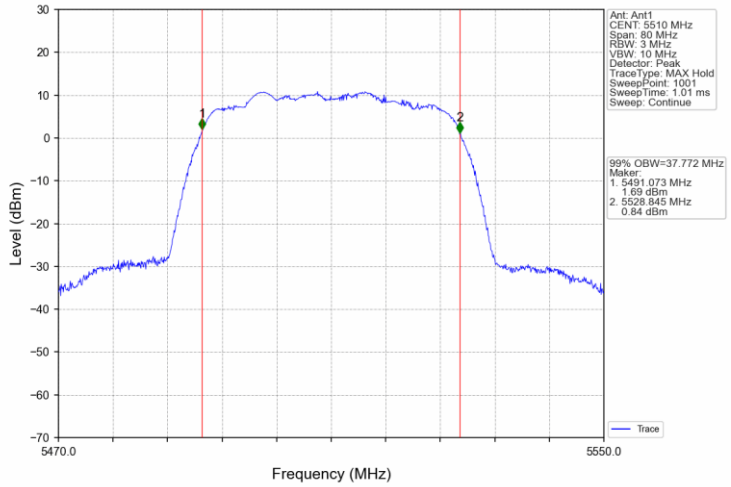

802.11ac(VHT40)_MCH_5550MHz_AntA_NTNV

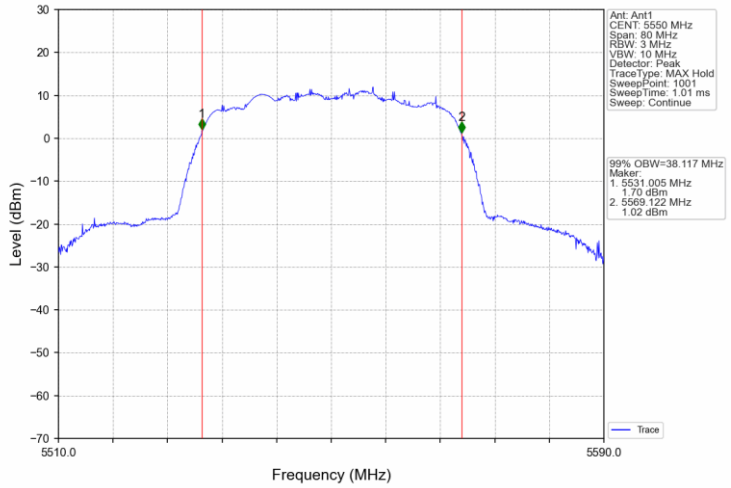

802.11ac(VHT40)_HCH_5670MHz_AntA_NTNV

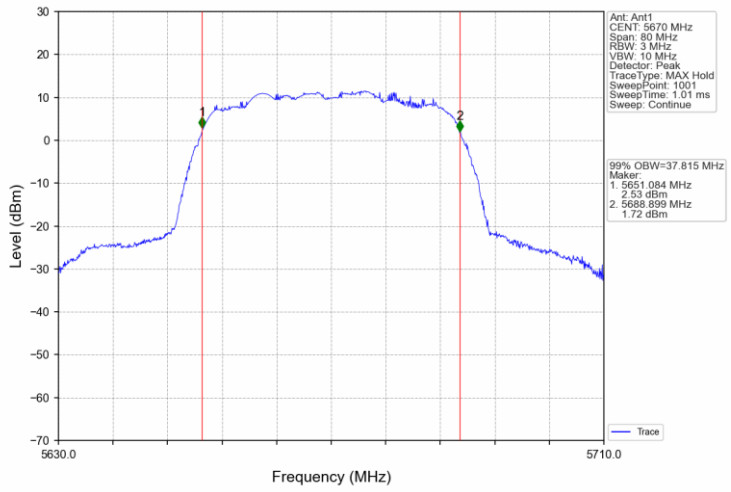

802.11ac(VHT40)_LCH_5710MHz_AntA_NTNV

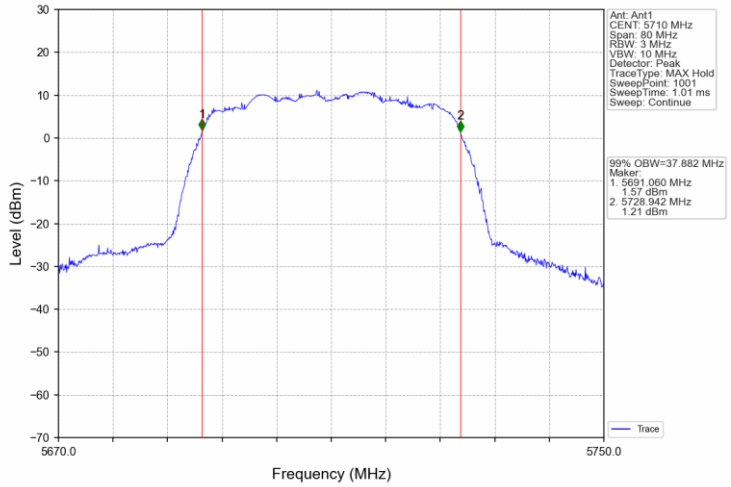

802.11ac(VHT40)_LCH_5755MHz_AntA_NTNV

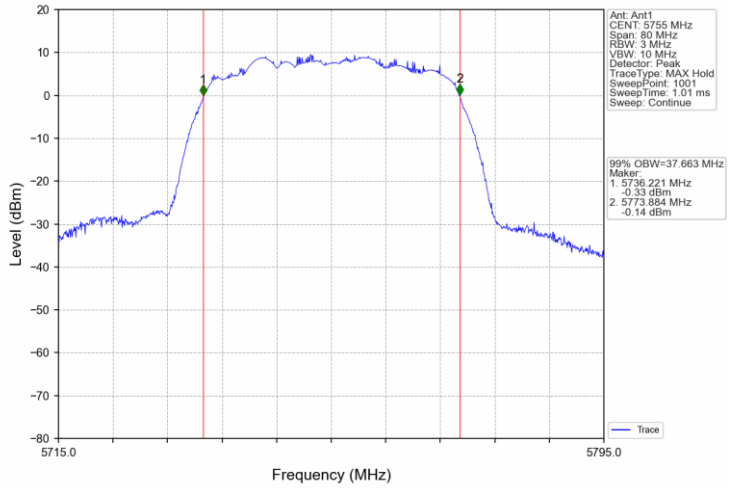

802.11ac(VHT40)_HCH_5795MHz_AntA_NTNV

TÜV SÜD Certification and Testing (China) Co., Ltd. Shenzhen Branch
Building 12&13, Zhiheng Wisdomland Business Park, Guankou Erlu, Nantou,
Nanshan District, Shenzhen City, 518052, P. R. China Tel. +86 755 8828 6998, Fax:
+86 755 8828 5299

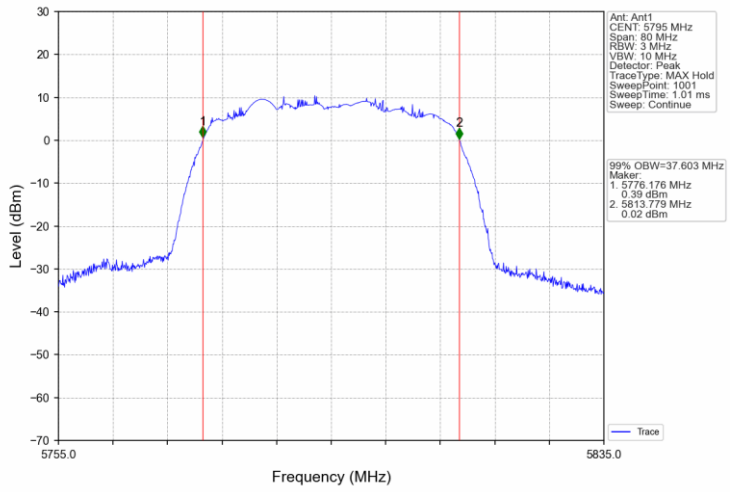

802.11ac(VHT80)_MCH_5210MHz_AntA_NTNV

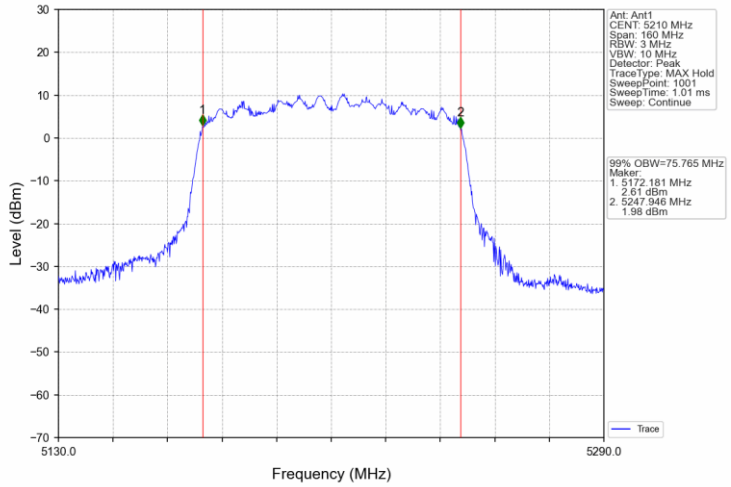

802.11ac(VHT80)_MCH_5290MHz_AntA_NTNV

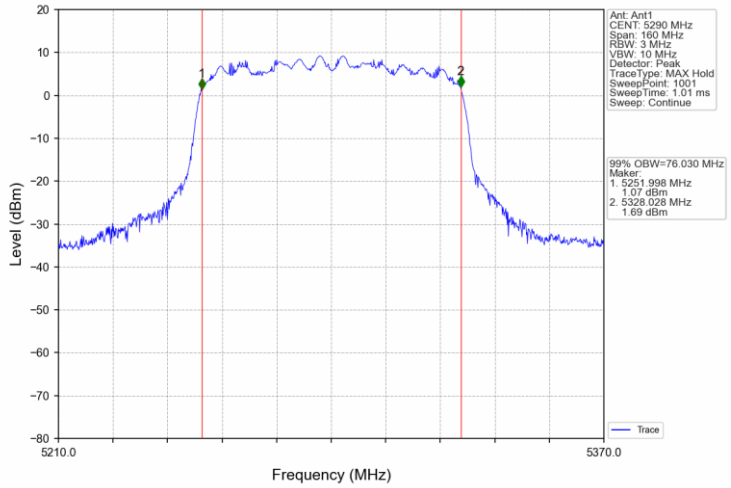

802.11ac(VHT80)_LCH_5530MHz_AntA_NTNV

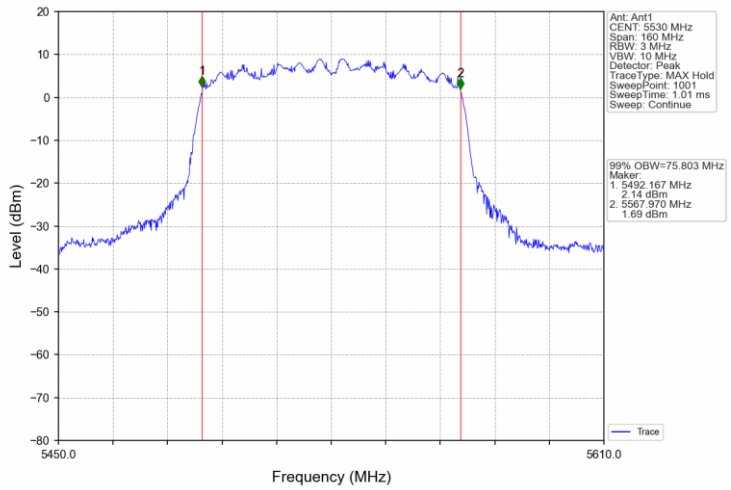

802.11ac(VHT80)_HCH_5610MHz_AntA_NTNV

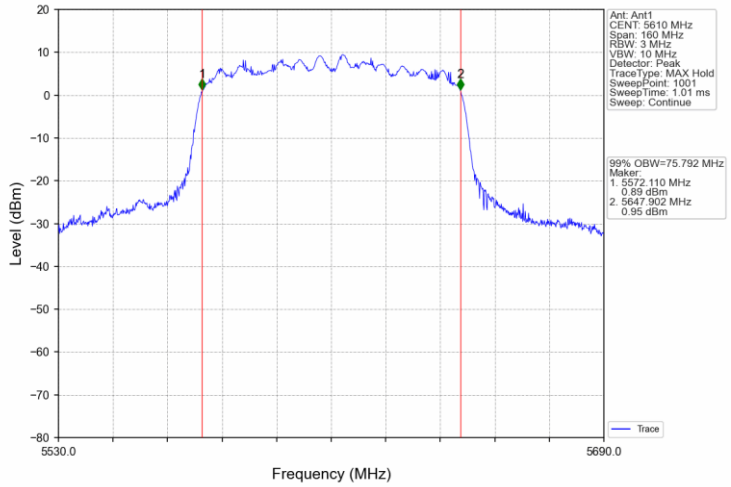

802.11ac(VHT80)_HCH_5690MHz_AntA_NTNV

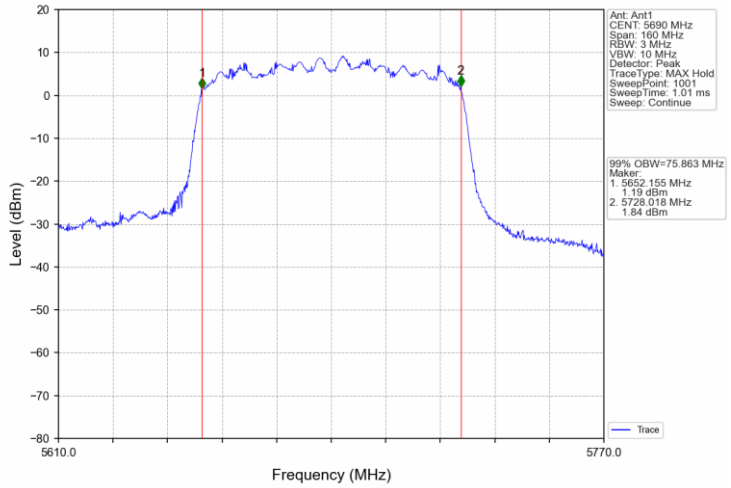

802.11ac(VHT80)_MCH_5775MHz_AntA_NTNV

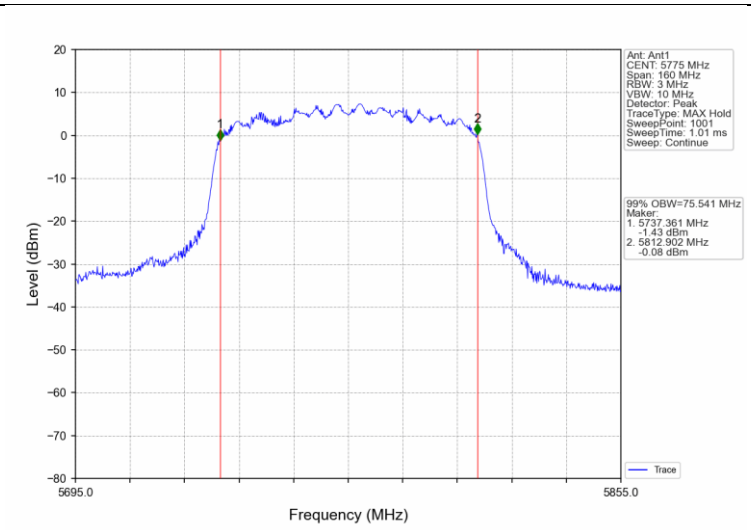

TÜV SÜD Certification and Testing (China) Co., Ltd. Shenzhen Branch
Building 12&13, Zhiheng Wisdomland Business Park, Guankou Erlu, Nantou, Nanshan District, Shenzhen City, 518052, P. R. China Tel. +86 755 8828 6998, Fax: +86 755 8828 5299

8.3 Maximum conducted output power & EIRP

Test Method
According to KDB789033 D02

Test Method
According to C63.10, the EUT was placed on 0.8m height table, the RF output of EUT was connected to the test power meter by RF cable. The path loss was compensated to the results for each measurement.

1. Measurements may be performed using a wideband RF power meter with a thermocouple detector or equivalent if all of the following conditions are satisfied:
   The EUT is configured to transmit continuously or to transmit with a consistent duty cycle.
   At all times when the EUT is transmitting, it must be transmitting at its maximum power control level. The integration period of the power meter exceeds the repetition period of the transmitted signal by at least a factor of five.
2. If the transmitter does not transmit continuously, measure the duty cycle, x, of the transmitter output signal as described in 12.2 in C63.10-2020.
3. Measure the average power of the transmitter. This measurement is an average over both the on and off periods of the transmitter.
4. Adjust the measurement in dBm by adding 10 log (1/x) where x is the duty cycle (e.g., 10 log (1/0.25) if the duty cycle is 25%).

FCC Limits:
For client devices in the 5.15-5.25 GHz band, the maximum conducted output power over the frequency band of operation shall not exceed 250 mW provided the maximum antenna gain does not exceed 6 dBi.
For the 5.25-5.35 GHz and 5.47-5.725 GHz bands, the maximum conducted output power over the frequency bands of operation shall not exceed the lesser of 250 mW or 11 dBm + 10 log B, where B is the 26dB emission bandwidth in megahertz.
For the band 5.725-5.85 GHz, the maximum conducted output power over the frequency band of operation shall not exceed 1 W.

ISED Limits:
For client devices in the 5.15-5.25 GHz band, the maximum e.i.r.p. shall not exceed 200 mW or 10 + 10 $\log_{10}$B dBm, whichever power is less. B is the 99% emission bandwidth in megahertz.
For the 5.25-5.35 GHz and 5.47-5.725 GHz bands, the maximum conducted output power shall not exceed 250 mW or 11 + 10 $\log_{10}$B dBm, whichever is less. B is the 99% emission bandwidth in megahertz. The maximum e.i.r.p. shall not exceed 1.0 W or 17 + 10 $\log_{10}$B dBm, whichever is less. B is the 99% emission bandwidth in megahertz. Note that devices with a maximum e.i.r.p. greater than 500 mW shall implement TPC in order to have the capability to operate at least 6 dB below the maximum permitted e.i.r.p. of 1 W.
For the band 5.725-5.85 GHz, the maximum conducted output power shall not exceed 1W, if transmitting antennas of directional gain greater than 6 dBi are used, the maximum conducted output power shall be reduced by the amount in dB that the directional gain of the antenna exceeds 6 dBi.

TÜV SÜD Certification and Testing (China) Co., Ltd. Shenzhen Branch
Building 12&13, Zhiheng Wisdomland Business Park, Guankou Erlu, Nantou, Nanshan District, Shenzhen City, 518052, P. R. China Tel. +86 755 8828 6998, Fax: +86 755 8828 5299

Test result as below table

IEEE 802.11a modulation Test Result

Band	Channel	Frequency (MHz)	AntB Max Conducted Power (dBm)	AntA Max Conducted Power (dBm)	Conducted Power Limit (dBm)	AntB EIRP (dBm)	AntA EIRP (dBm)	EIRP Limit (dBm)
5.2G Band	Low	5180	15.4	16.6	24.00	16.49	17.79	22.49
	Middle	5200	14.7	15.9	24.00	15.79	17.09	22.49
	High	5240	14.7	15.7	24.00	15.79	16.89	22.49
5.3G Band	Low	5260	15.1	16.0	24.00	16.19	17.19	29.48
	Middle	5280	15.0	15.9	24.00	16.09	17.09	29.48
	High	5320	14.7	15.1	24.00	15.79	16.29	29.48
5.6G Band	Low	5500	15.4	15.2	24.00	16.49	16.39	29.48
	Middle	5580	15.7	15.1	24.00	16.79	16.29	29.48
	High	5700	15.7	15.5	24.00	16.79	16.69	29.48
		5720	15.7	15.8	24.00	16.79	16.99	29.48
5.8G Band	Low	5745	11.4	12.6	30.00	12.49	13.79	30.00
	Middle	5785	11.9	13.0	30.00	12.99	14.19	30.00
	High	5825	11.8	13.1	30.00	12.89	14.29	30.00

IEEE 802.11n HT20 modulation Test Result

Band	Channel	Frequency (MHz)	AntB Max Conducted Power (dBm)	AntA Max Conducted Power (dBm)	Total Conducted (dBm)	Conducted Power Limit (dBm)	AntB EIRP (dBm)	AntA EIRP (dBm)	Total EIRP (dBm)	EIRP Limit (dBm)
5.2G Band	Low	5180	11.5	12.5	15.04	24.00	12.59	13.69	16.19	22.59
	Middle	5200	10.7	12.2	14.52	24.00	11.79	13.39	15.67	22.59
	High	5240	10.8	11.9	14.40	24.00	11.89	13.09	15.54	22.59
5.3G Band	Low	5260	11.2	12.2	14.74	24.00	12.29	13.39	15.88	29.59
	Middle	5280	11.0	12.0	14.54	24.00	12.09	13.19	15.68	29.59
	High	5320	10.5	11.2	13.87	24.00	11.59	12.39	15.02	29.59
5.6G Band	Low	5500	11.1	11.0	14.06	24.00	12.19	12.19	15.20	29.59
	Middle	5580	11.6	11.2	14.41	24.00	12.69	12.39	15.55	29.59
	High	5700	11.6	11.6	14.61	24.00	12.69	12.79	15.75	29.59
		5720	11.6	11.8	14.71	24.00	12.69	12.99	15.85	29.59
5.8G Band	Low	5745	8.0	8.7	11.37	30.00	9.09	9.89	12.52	30.00
	Middle	5785	8.8	9.2	12.01	30.00	9.89	10.39	13.16	30.00
	High	5825	8.6	9.1	11.87	30.00	9.69	10.29	13.01	30.00

TÜV SÜD Certification and Testing (China) Co., Ltd. Shenzhen Branch
Building 12&13, Zhiheng Wisdomland Business Park, Guankou Erlu, Nantou, Nanshan District, Shenzhen City, 518052, P. R. China Tel. +86 755 8828 6998, Fax: +86 755 8828 5299

IEEE 802.11n HT40 modulation Test Result

Band	Channel	Frequency (MHz)	AntB Max Conducted Power (dBm)	AntA Max Conducted Power (dBm)	Total Conducted (dBm)	Conducted Power Limit (dBm)	AntB EIRP (dBm)	AntA EIRP (dBm)	Total EIRP (dBm)	EIRP Limit (dBm)
5.2G Band	Low	5190	11.2	12.3	14.80	24.00	12.29	13.49	15.94	23.00
	High	5230	10.7	11.9	14.35	24.00	11.79	13.09	15.50	23.00
5.3G Band	Low	5270	11.2	12.2	14.74	24.00	12.29	13.39	15.88	30.00
	High	5310	10.4	11.3	13.88	24.00	11.49	12.49	15.03	30.00
5.6G Band	Low	5510	11.0	11.0	14.01	24.00	12.09	12.19	15.15	30.00
	Middle	5550	11.0	10.9	13.96	24.00	12.09	12.09	15.10	30.00
	High	5670	11.6	11.6	14.61	24.00	12.69	12.79	15.75	30.00
		5710	11.3	11.3	14.31	24.00	12.39	12.49	15.45	30.00
5.8G Band	Low	5755	8.4	9.0	11.72	30.00	9.49	10.19	12.86	30.00
	High	5795	8.8	9.2	12.01	30.00	9.89	10.39	13.16	30.00

IEEE 802.11n ac20 modulation Test Result

Band	Channel	Frequency (MHz)	AntB Max Conducted Power (dBm)	AntA Max Conducted Power (dBm)	Total Conducted (dBm)	Conducted Power Limit (dBm)	AntB EIRP (dBm)	AntA EIRP (dBm)	Total EIRP (dBm)	EIRP Limit (dBm)
5.2G Band	Low	5180	11.3	12.5	14.95	24.00	12.39	13.69	16.10	22.59
	Middle	5200	10.8	12.1	14.51	24.00	11.89	13.29	15.66	22.59
	High	5240	10.7	11.8	14.30	24.00	11.79	12.99	15.44	22.59
5.3G Band	Low	5260	11.2	12.2	14.74	24.00	12.29	13.39	15.88	29.58
	Middle	5280	11.0	12.0	14.54	24.00	12.09	13.19	15.68	29.58
	High	5320	10.3	11.0	13.67	24.00	11.39	12.19	14.82	29.58
5.6G Band	Low	5500	11.1	10.9	14.01	24.00	12.19	12.09	15.15	29.58
	Middle	5580	11.4	11.3	14.36	24.00	12.49	12.49	15.50	29.58
	High	5700	11.5	11.6	14.56	24.00	12.59	12.79	15.70	29.58
		5720	11.6	11.7	14.66	24.00	12.69	12.89	15.80	29.58
5.8G Band	Low	5745	8.1	8.8	11.47	30.00	9.19	9.99	12.62	30.00
	Middle	5785	8.6	9.2	11.92	30.00	9.69	10.39	13.06	30.00
	High	5825	8.7	9.3	12.02	30.00	9.79	10.49	13.16	30.00

TÜV SÜD Certification and Testing (China) Co., Ltd. Shenzhen Branch
Building 12&13, Zhiheng Wisdomland Business Park, Guankou Erlu, Nantou, Nanshan District, Shenzhen City, 518052, P. R. China Tel. +86 755 8828 6998, Fax: +86 755 8828 5299

IEEE 802.11n ac40 modulation Test Result

Band	Channel	Frequency (MHz)	AntB Max Conducted Power (dBm)	AntA Max Conducted Power (dBm)	Total Conducted (dBm)	Conducted Power Limit (dBm)	AntB EIRP (dBm)	AntA EIRP (dBm)	Total EIRP (dBm)	EIRP Limit (dBm)
5.2G Band	Low	5190	11.1	12.4	14.81	24.00	12.19	13.59	15.96	23.00
	High	5230	10.6	12.0	14.37	24.00	11.69	13.19	15.51	23.00
5.3G Band	Low	5270	11.3	12.2	14.78	24.00	12.39	13.39	15.93	30.00
	High	5310	10.4	11.2	13.83	24.00	11.49	12.39	14.97	30.00
5.6G Band	Low	5510	11.2	11.0	14.11	24.00	12.29	12.19	15.25	30.00
	Middle	5550	11.2	11.2	14.21	24.00	12.29	12.39	15.35	30.00
	High	5670	11.5	11.7	14.61	24.00	12.59	12.89	15.75	30.00
		5710	11.3	11.4	14.36	24.00	12.39	12.59	15.50	30.00
5.8G Band	Low	5755	8.4	9.0	11.72	30.00	9.49	10.19	12.86	30.00
	High	5795	8.9	9.2	12.06	30.00	9.99	10.39	13.21	30.00

IEEE 802.11n ac80 modulation Test Result

Band	Channel	Frequency (MHz)	AntB Max Conducted Power (dBm)	AntA Max Conducted Power (dBm)	Total Conducted (dBm)	Conducted Power Limit (dBm)	AntB EIRP (dBm)	AntA EIRP (dBm)	Total EIRP (dBm)	EIRP Limit (dBm)
5.2G	42	5210	10.6	11.7	14.2	24.00	11.69	12.89	15.34	23.00
5.3G	58	5290	10.6	11.6	14.14	24.00	11.69	12.79	15.29	30.00
5.6G Band	Low	5530	10.7	10.8	13.76	24.00	11.79	11.99	14.90	30.00
	Middle	5610	11.2	11.2	14.21	24.00	12.29	12.39	15.35	30.00
	Hight	5690	11.2	11.5	14.36	24.00	12.29	12.69	15.50	30.00
5.8G	155	5775	8.4	9.1	11.77	30.00	9.49	10.29	12.92	30.00

NOTE 1: Antenna_B Gain=1.09dBi, Antenna_A Gain=1.19dBi
NOTE 2: EIRP= Maximum Conducted Output Power + ANT Gain
NOTE 3: the 11 dBm + 10 log B is greater than 250mW.
NOTE 4: $Power^{SUM} = 10*Log(10^{\wedge(PowerAntB/10)} + 10^{\wedge(PowerAntA/10)})$

TÜV SÜD Certification and Testing (China) Co., Ltd. Shenzhen Branch
Building 12&13, Zhiheng Wisdomland Business Park, Guankou Erlu, Nantou, Nanshan District, Shenzhen City, 518052, P. R. China Tel. +86 755 8828 6998, Fax: +86 755 8828 5299

8.4 Maximum power spectral density

Test Method (Method SA-2 in C63.10-2020)
The EUT was placed on 0.8m height table, the RF output of EUT was connected to the test receiver by RF cable. The path loss was compensated to the results for each measurement. (trace averaging across on and off times of the EUT transmissions, followed by duty cycle correction).

1. Measure the duty cycle.
2. Set span to encompass the entire emission bandwidth (EBW) of the signal.
3. Set RBW = 1 MHz.
4. Set VBW ≥ 3 MHz.
5. Number of points in sweep ≥ 2 Span / RBW.
6. Sweep time = auto.
7. Detector = RMS
8. Trace average at least 100 traces in power averaging mode.
9. Add 10 log(1/x), where x is the duty cycle, to the measured power in order to compute the average power during the actual transmission times. For example, add 10 log(1/0.25) = 6 dB if the duty cycle is 25 percent.

Limit:
FCC Limits:
The maximum power spectral density shall not exceed 11dBm for the 5.15-5.25GHz, 5.25-5.35GHz, 5.47-5.725 GHz Band in any 1 megahertz band.
For the band 5.725-5.85 GHz, the maximum power spectral density shall not exceed 30 dBm in any 500kHz band.

ISED Limits:
For client devices in the 5.15-5.25 GHz band, the maximum spectral density shall not exceed 10 dBm in any 1.0 MHz band.
For the 5.25-5.35 GHz and 5.47-5.725 GHz bands, the power spectral density shall not exceed 11 dBm in any 1.0 MHz.
For the band 5.725-5.85 GHz, the maximum power spectral density shall not exceed 30 dBm in any 500kHz band.

Antenna_B Gain=1.09dBi, Antenna_A Gain=1.19dBi, Direction gain: 4.15dBi
Direction gain=10 log[($10^{1.09/20}$+$10^{1.19/20}$)/2]=4.15dBi

TÜV SÜD Certification and Testing (China) Co., Ltd. Shenzhen Branch
Building 12&13, Zhiheng Wisdomland Business Park, Guankou Erlu, Nantou, Nanshan District, Shenzhen City, 518052, P. R. China Tel. +86 755 8828 6998, Fax: +86 755 8828 5299

Test Result

Mode	TX Type	Frequency (MHz)	Maximum PSD (dBm/MHz)			Limit	Verdict
			ANTB	ANTA	SUM		
802.11a	SISO	5180	1.87	2.44	/	<=11	Pass
		5200	2.68	3.62	/	<=11	Pass
		5240	1.47	2.36	/	<=11	Pass
		5260	2.27	2.80	/	<=11	Pass
		5300	2.15	1.53	/	<=11	Pass
		5320	1.79	2.09	/	<=11	Pass
		5500	2.14	2.87	/	<=11	Pass
		5580	2.09	2.13	/	<=11	Pass
		5700	2.76	2.47	/	<=11	Pass
		5720_UNII-2C	3.73	3.86	/	<=11	Pass
802.11n (HT20)	MIMO	5180	-0.71	-0.85	2.23	<=11	Pass
		5200	-0.28	-0.84	2.46	<=11	Pass
		5240	-0.45	-1.53	2.04	<=11	Pass
		5260	-0.50	-1.96	1.85	<=11	Pass
		5300	-0.97	-2.52	1.34	<=11	Pass
		5320	-0.42	-1.83	1.96	<=11	Pass
		5500	-0.24	-2.80	1.67	<=11	Pass
		5580	-0.09	-2.33	1.93	<=11	Pass
		5700	0.01	-1.62	2.28	<=11	Pass
		5720_UNII-2C	-0.56	-0.10	2.69	<=11	Pass
802.11n (HT40)	MIMO	5190	-3.01	-5.59	-1.08	<=11	Pass
		5230	-3.14	-5.84	-1.25	<=11	Pass
		5270	-3.62	-6.08	-1.67	<=11	Pass
		5310	-3.32	-6.13	-1.49	<=11	Pass
		5510	-3.35	-6.45	-1.61	<=11	Pass
		5550	-3.20	-5.63	-1.25	<=11	Pass
		5670	-2.71	-5.96	-1.02	<=11	Pass
		5710_UNII-2C	-3.58	-3.21	-0.38	<=11	Pass
802.11ac (VHT20)	MIMO	5180	-0.79	-0.78	2.23	<=11	Pass
		5200	-0.45	-1.46	2.07	<=11	Pass
		5240	-0.37	-1.54	2.10	<=11	Pass
		5260	-0.48	-1.47	2.07	<=11	Pass
		5300	-0.97	-2.61	1.30	<=11	Pass
		5320	-0.14	-2.18	1.99	<=11	Pass
		5500	-0.19	-2.50	1.82	<=11	Pass
		5580	0.15	-2.13	2.17	<=11	Pass
		5700	0.12	-1.52	2.38	<=11	Pass
		5720_UNII-2C	-0.63	-0.27	2.56	<=11	Pass
802.11ac (VHT40)	MIMO	5190	-3.36	-5.38	-1.25	<=11	Pass
		5230	-3.23	-5.36	-1.14	<=11	Pass
		5270	-3.59	-5.21	-1.31	<=11	Pass
		5310	-3.13	-6.16	-1.37	<=11	Pass
		5510	-3.15	-6.98	-1.67	<=11	Pass
		5550	-3.20	-6.53	-1.55	<=11	Pass
		5670	-2.96	-5.16	-0.92	<=11	Pass
		5710_UNII-2C	-3.32	-3.28	-0.29	<=11	Pass
802.11ac (VHT80)	MIMO	5210	-6.63	-10.85	-5.23	<=11	Pass
		5290	-6.87	-10.06	-5.09	<=11	Pass
		5530	-6.27	-12.33	-5.23	<=11	Pass
		5610	-6.27	-10.74	-4.95	<=11	Pass
		5690_UNII-2C	-6.53	-6.61	-3.56	<=11	Pass

TÜV SÜD Certification and Testing (China) Co., Ltd. Shenzhen Branch
Building 12&13, Zhiheng Wisdomland Business Park, Guankou Erlu, Nantou, Nanshan District, Shenzhen City, 518052, P. R. China Tel. +86 755 8828 6998, Fax: +86 755 8828 5299

Mode	TX Type	Frequency (MHz)	Maximum PSD (dBm/500kHz)			Limit	Verdict
			ANTB	ANTA	SUM		
802.11a	SISO	5720_UNII-3	0.73	0.93	/	<=30	Pass
		5745	-4.01	-3.03	/	<=30	Pass
		5785	-3.89	-2.61	/	<=30	Pass
		5825	-3.94	-3.19	/	<=30	Pass
802.11n (HT20)	MIMO	5720_UNII-3	-3.57	-3.25	-0.41	<=30	Pass
		5745	-6.29	-7.49	-3.87	<=30	Pass
		5785	-5.86	-7.34	-3.57	<=30	Pass
		5825	-6.12	-7.45	-3.77	<=30	Pass
802.11n (HT40)	MIMO	5710_UNII-3	-6.55	-6.40	-3.47	<=30	Pass
		5755	-8.96	-11.65	-6.99	<=30	Pass
		5795	-9.00	-11.51	-6.99	<=30	Pass
802.11ac (VHT20)	MIMO	5720_UNII-3	-3.62	-3.09	-0.36	<=30	Pass
		5745	-6.17	-8.25	-4.09	<=30	Pass
		5785	-5.79	-7.39	-3.57	<=30	Pass
		5825	-5.98	-6.50	-3.28	<=30	Pass
802.11ac (VHT40)	MIMO	5710_UNII-3	-6.57	-6.27	-3.37	<=30	Pass
		5755	-8.81	-11.69	-6.99	<=30	Pass
		5795	-8.72	-11.33	-6.99	<=30	Pass
802.11ac (VHT80)	MIMO	5690_UNII-3	-9.60	-9.24	-6.38	<=30	Pass
		5775	-11.68	-12.29	-8.86	<=30	Pass

Test Graphs

802.11a_LCH_5180MHz_AntB_NTNV

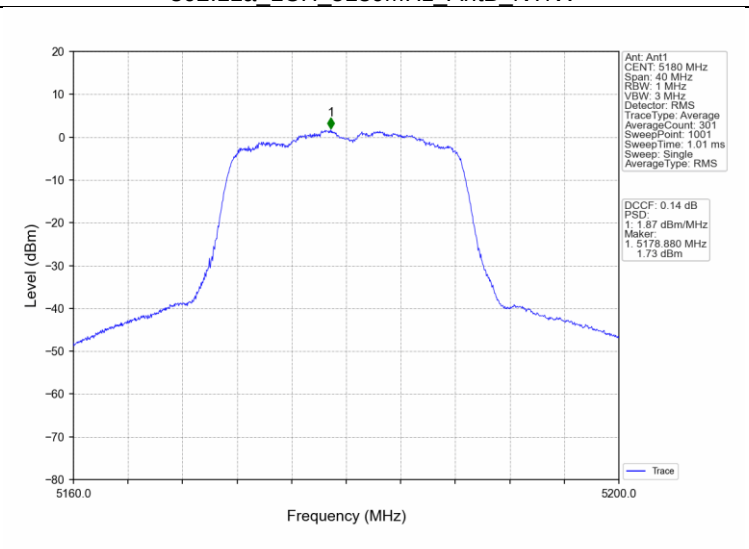

802.11a_MCH_5200MHz_AntB_NTNV

TÜV SÜD Certification and Testing (China) Co., Ltd. Shenzhen Branch
Building 12&13, Zhiheng Wisdomland Business Park, Guankou Erlu, Nantou, Nanshan District, Shenzhen City, 518052, P. R. China Tel. +86 755 8828 6998, Fax: +86 755 8828 5299

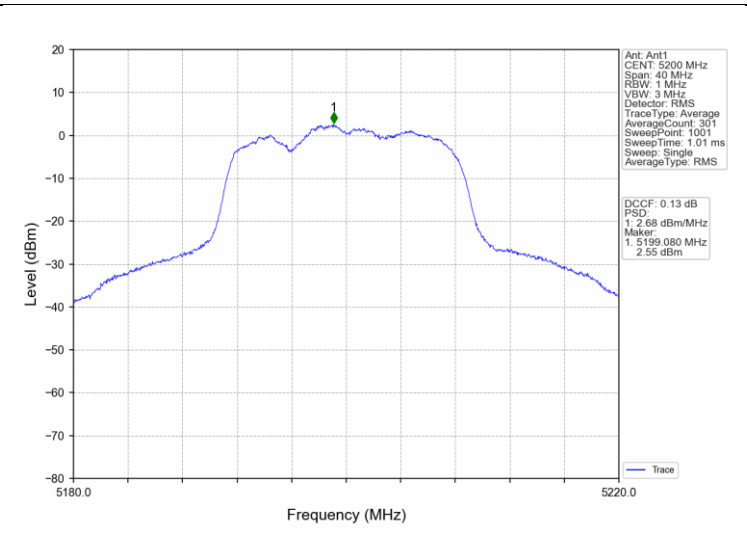

802.11a_HCH_5240MHz_AntB_NTNV

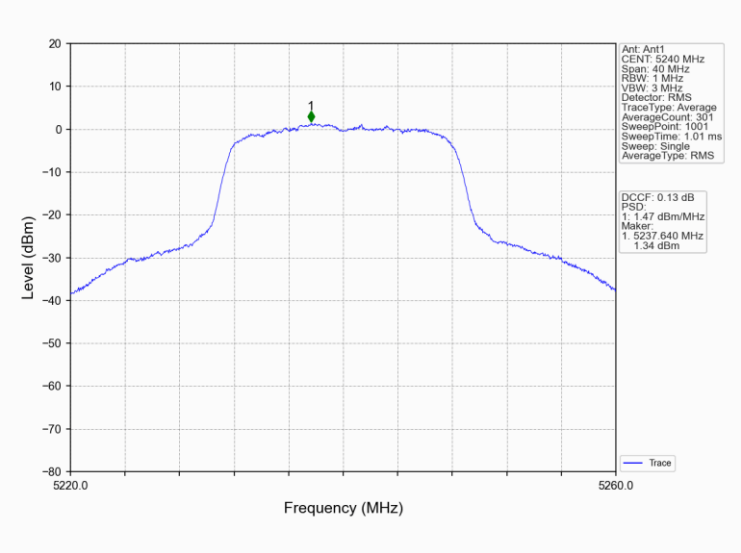

802.11a_LCH_5260MHz_AntB_NTNV

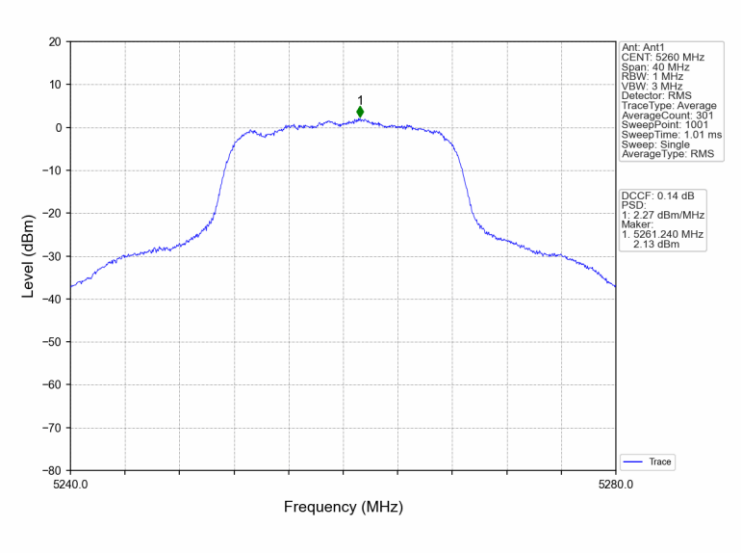

802.11a_MCH_5300MHz_AntB_NTNV

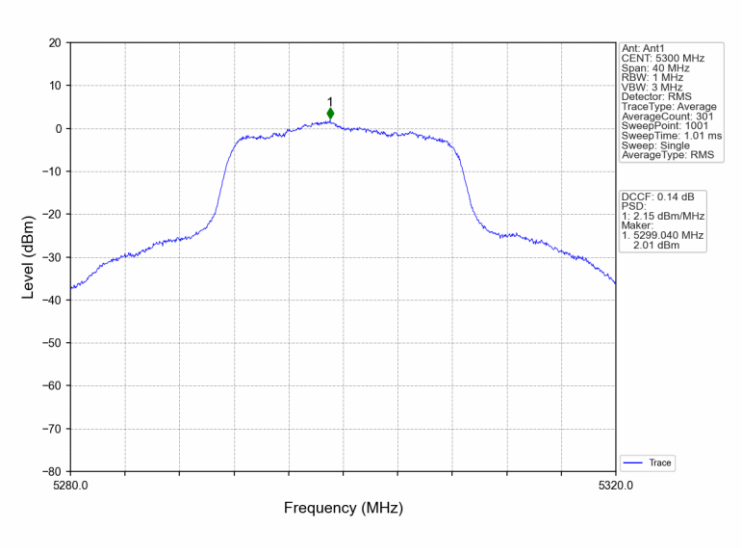

802.11a_HCH_5320MHz_AntB_NTNV

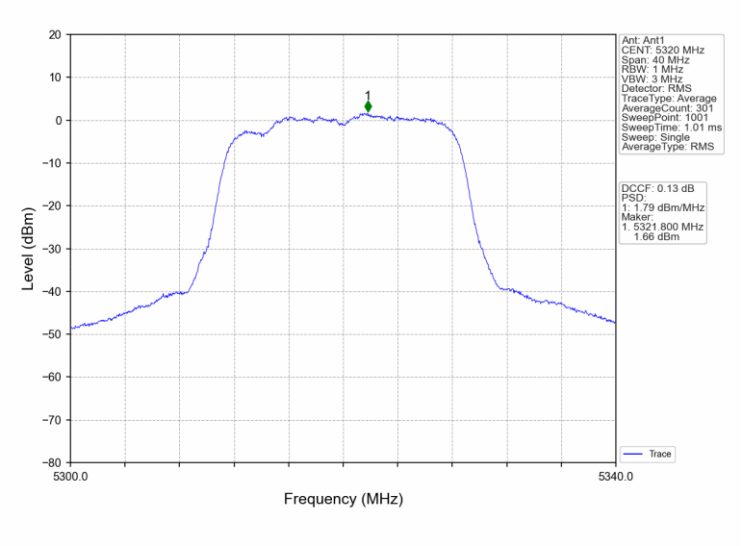

802.11a_LCH_5500MHz_AntB_NTNV

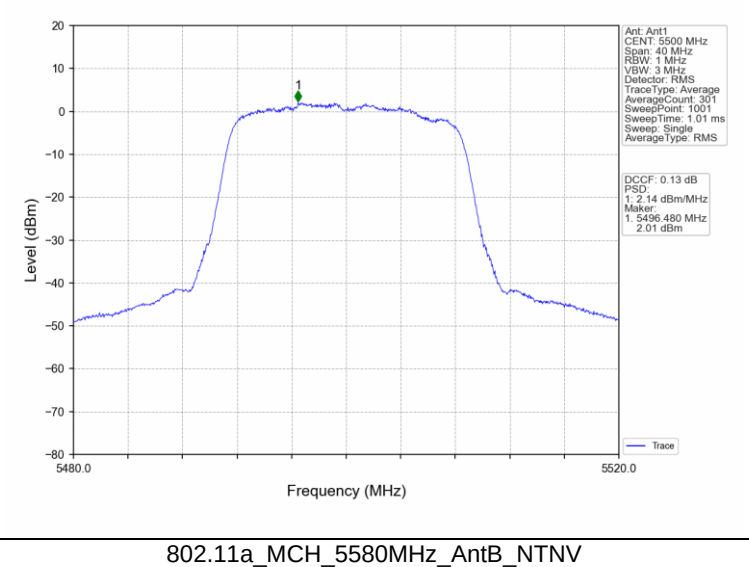

802.11a_MCH_5580MHz_AntB_NTNV

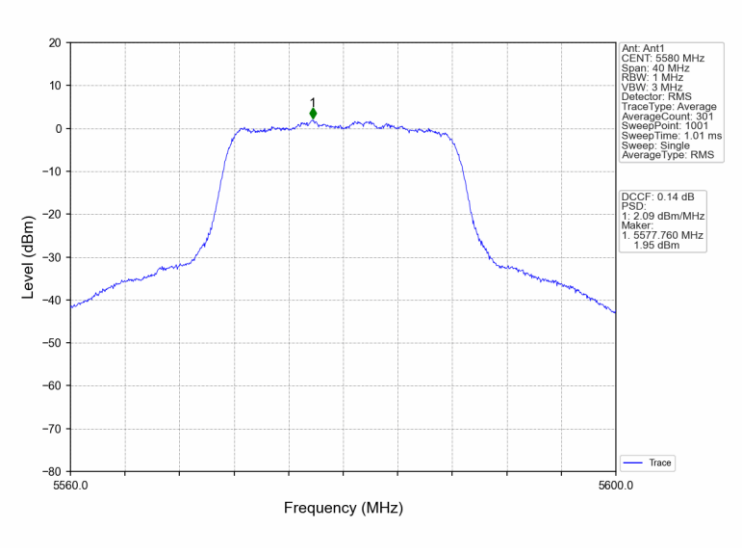

802.11a_HCH_5700MHz_AntB_NTNV

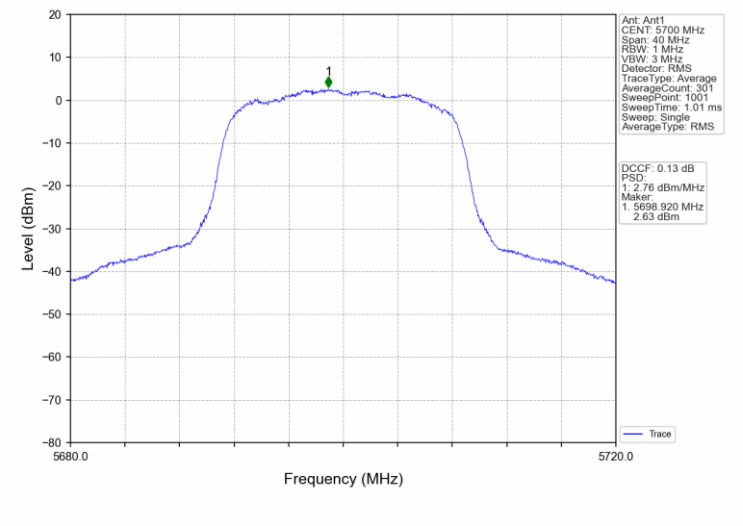

802.11a_HCH_5720MHz_AntB_NTNV

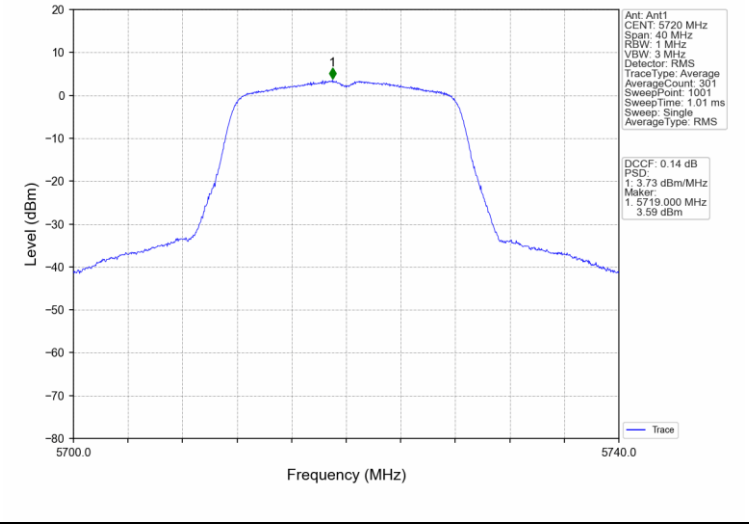

802.11n(HT20)_LCH_5180MHz_AntB_NTNV

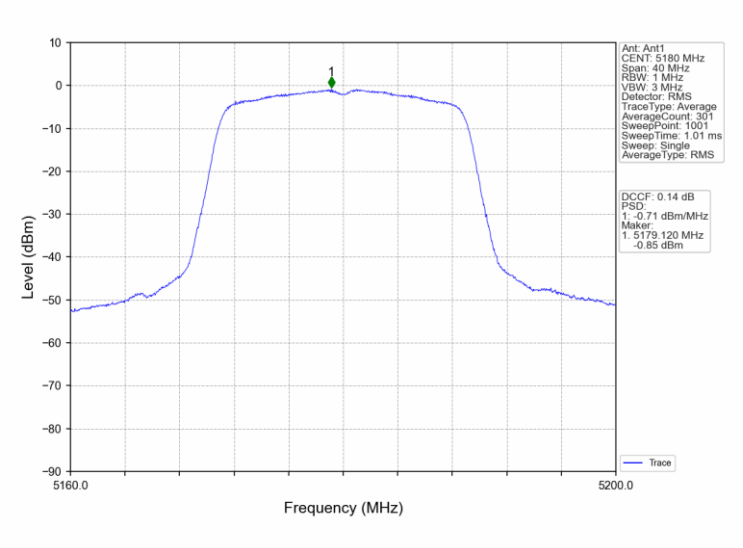

802.11n(HT20)_MCH_5200MHz_AntB_NTNV

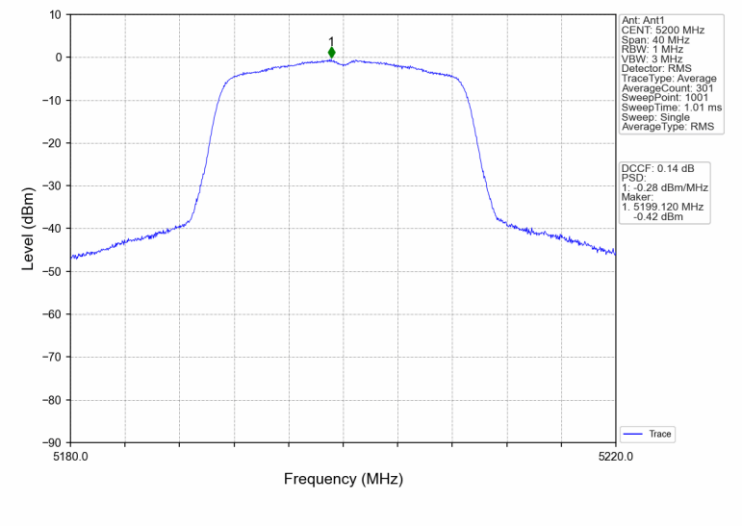

802.11n(HT20)_HCH_5240MHz_AntB_NTNV

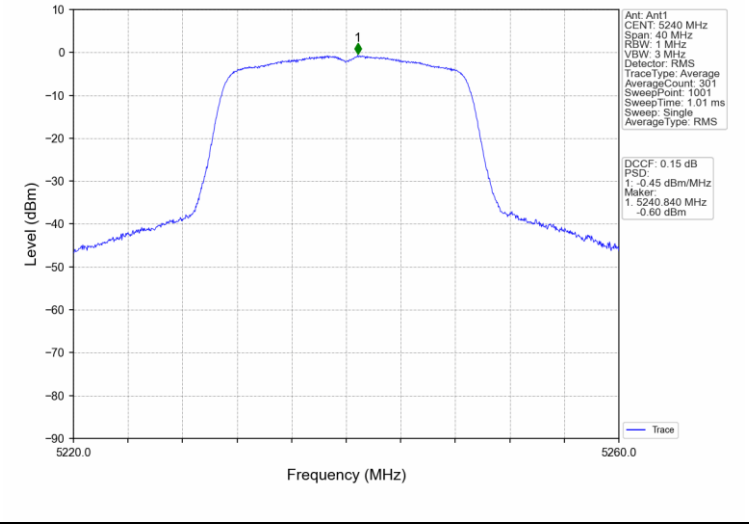

802.11n(HT20)_LCH_5260MHz_AntB_NTNV

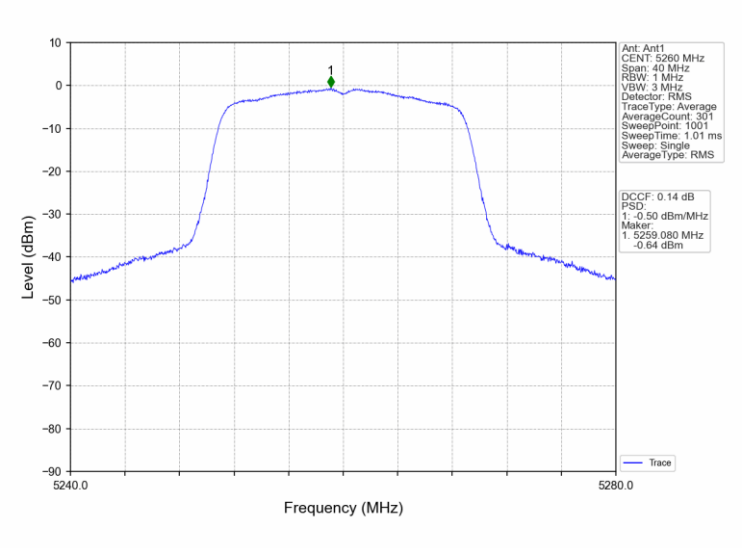

802.11n(HT20)_MCH_5300MHz_AntB_NTNV

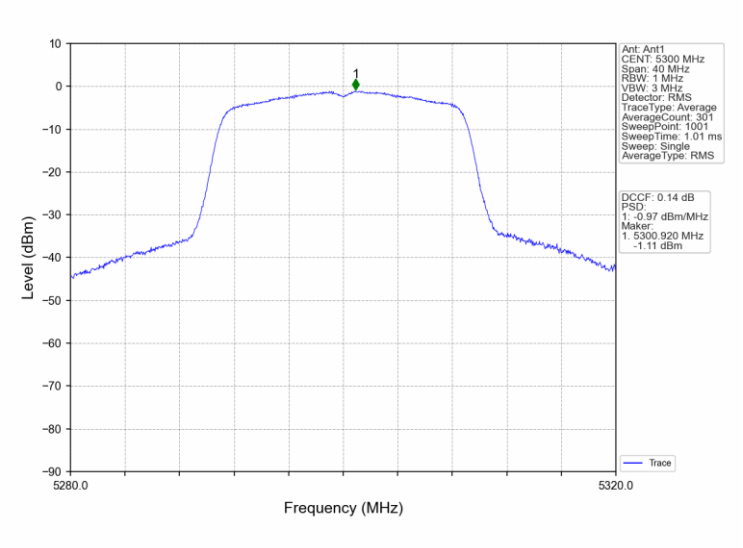

802.11n(HT20)_HCH_5320MHz_AntB_NTNV

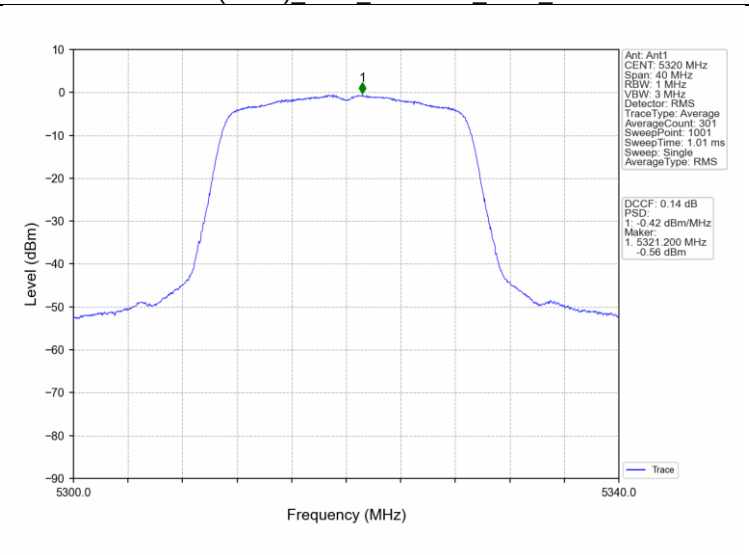

802.11n(HT20)_LCH_5500MHz_AntB_NTNV

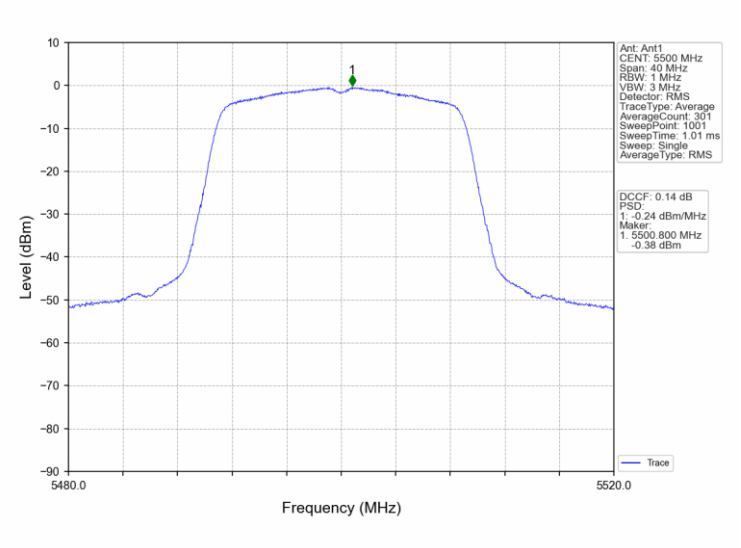

802.11n(HT20)_MCH_5580MHz_AntB_NTNV

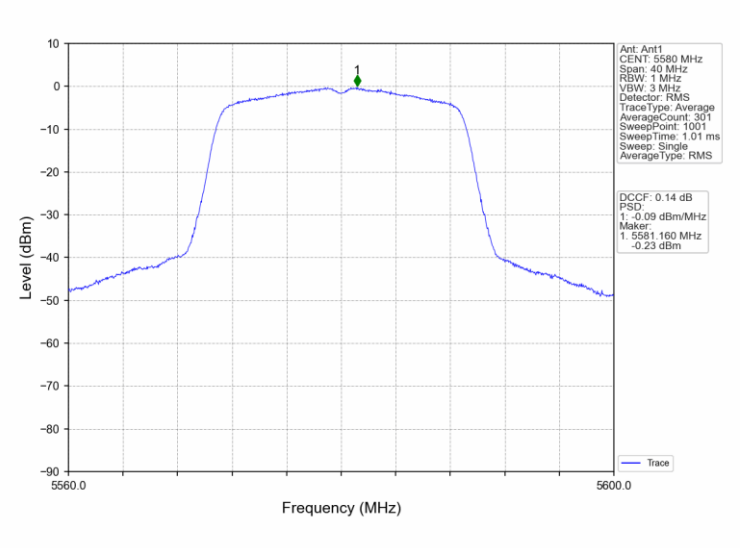

802.11n(HT20)_HCH_5700MHz_AntB_NTNV

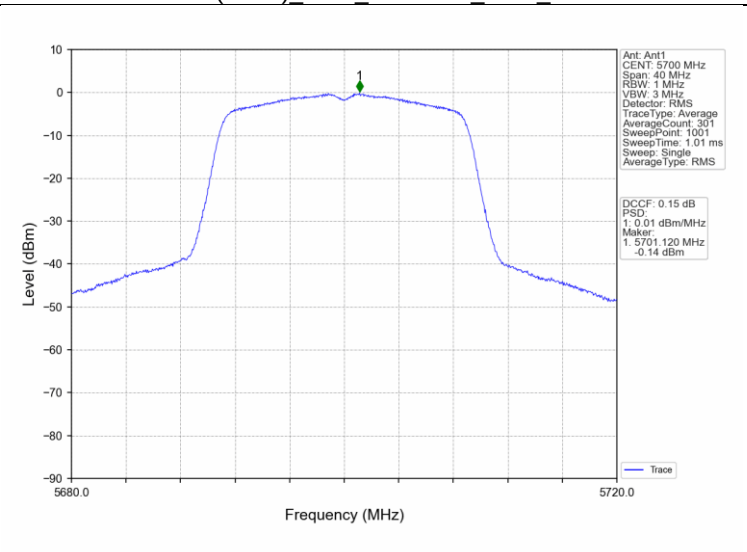

802.11n(HT20)_HCH_5720MHz_AntB_NTNV

TÜV SÜD Certification and Testing (China) Co., Ltd. Shenzhen Branch
Building 12&13, Zhiheng Wisdomland Business Park, Guankou Erlu, Nantou,
Nanshan District, Shenzhen City, 518052, P. R. China Tel. +86 755 8828 6998, Fax:
+86 755 8828 5299

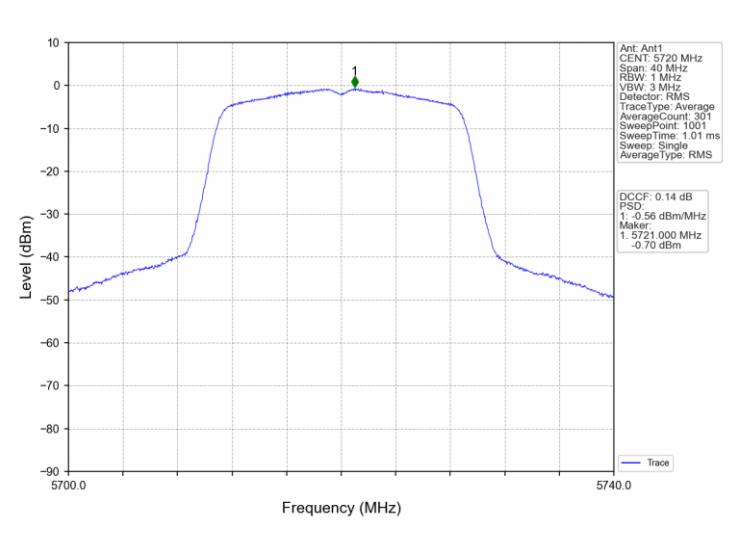

802.11n(HT40)_LCH_5190MHz_AntB_NTNV

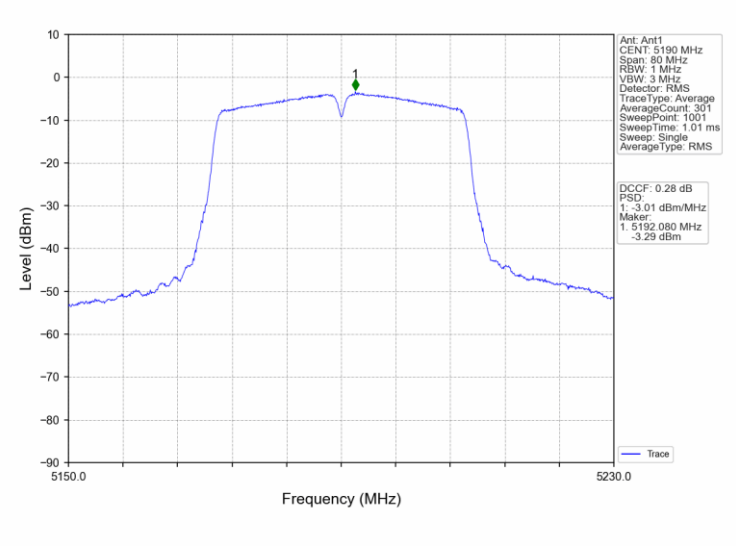

802.11n(HT40)_HCH_5230MHz_AntB_NTNV

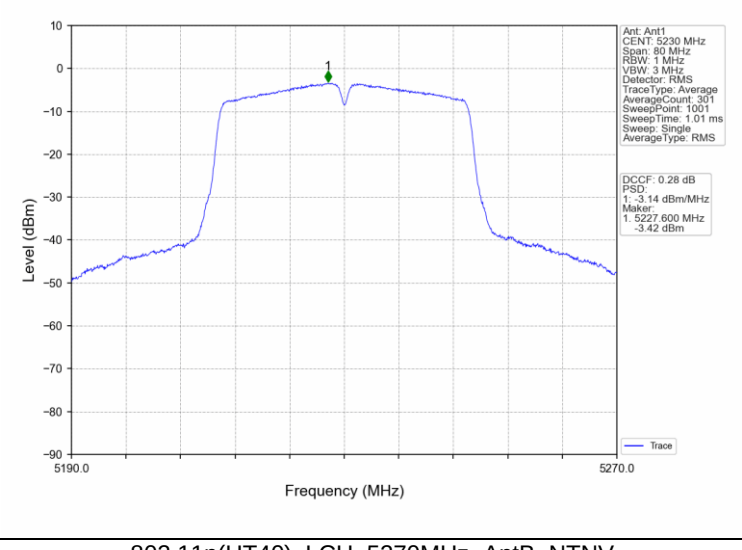

802.11n(HT40)_LCH_5270MHz_AntB_NTNV

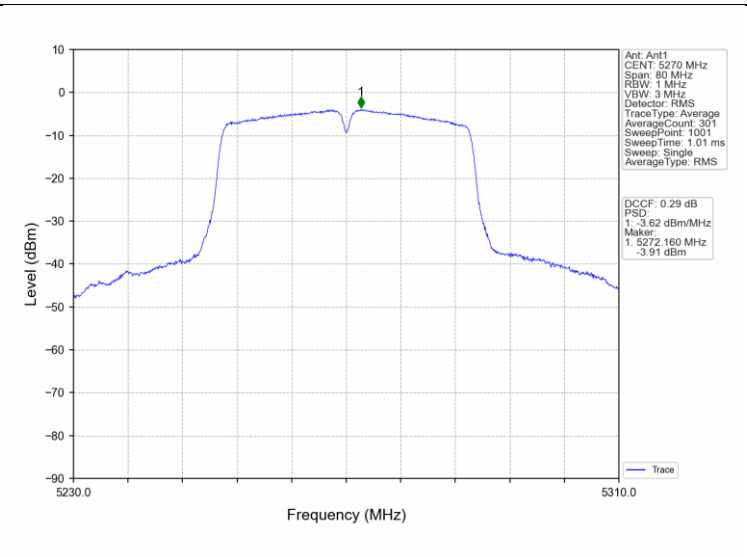

802.11n(HT40)_HCH_5310MHz_AntB_NTNV

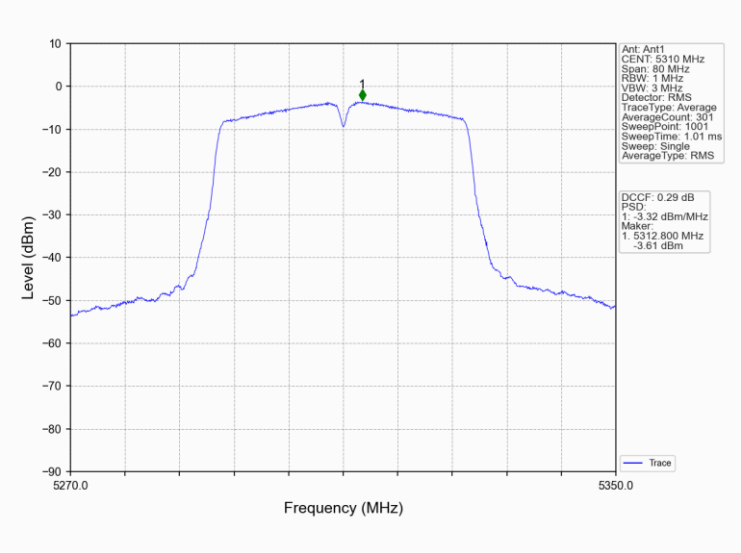

802.11n(HT40)_LCH_5510MHz_AntB_NTNV

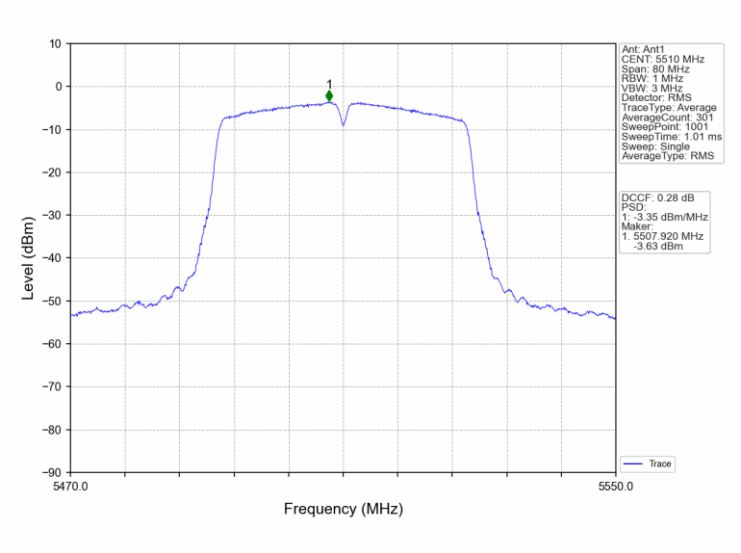

802.11n(HT40)_MCH_5550MHz_AntB_NTNV

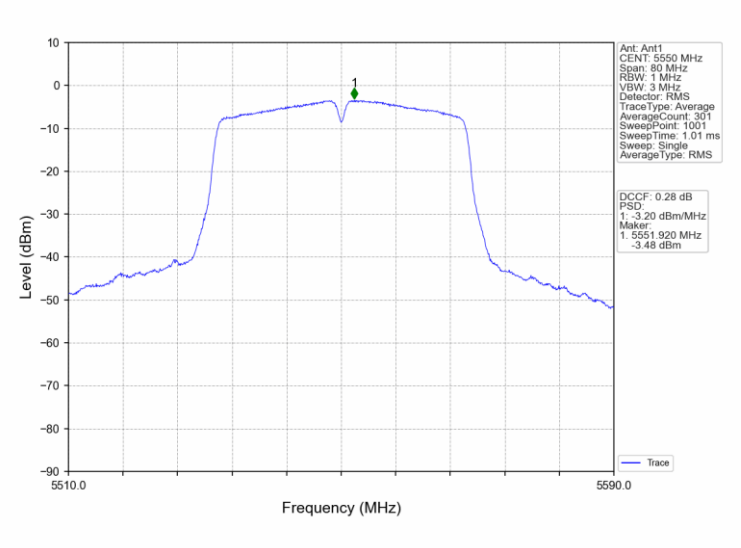

802.11n(HT40)_HCH_5670MHz_AntB_NTNV

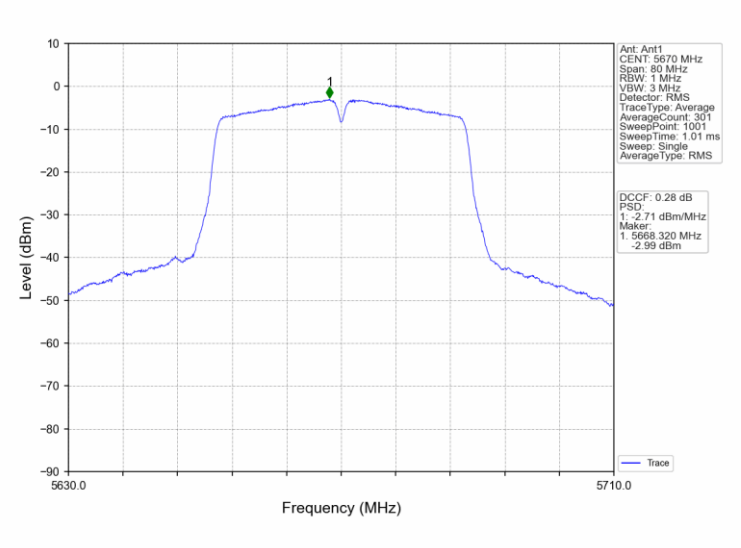

802.11n(HT40)_HCH_5710MHz_AntB_NTNV

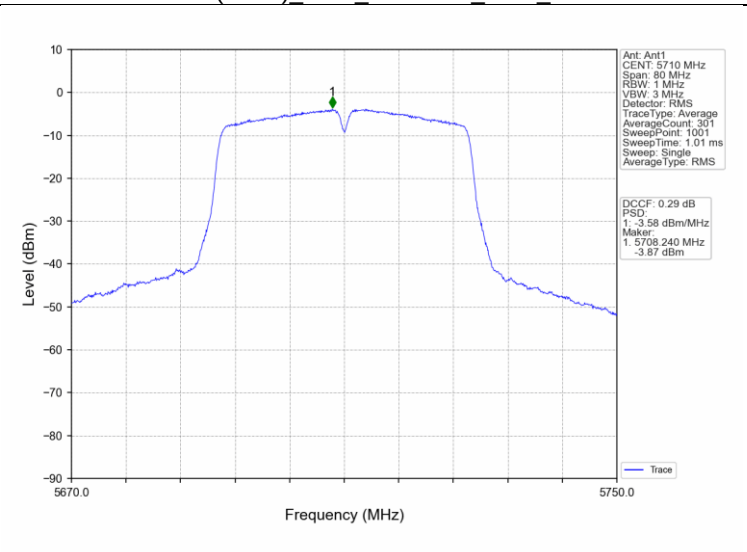

802.11ac(VHT20)_LCH_5180MHz_AntB_NTNV

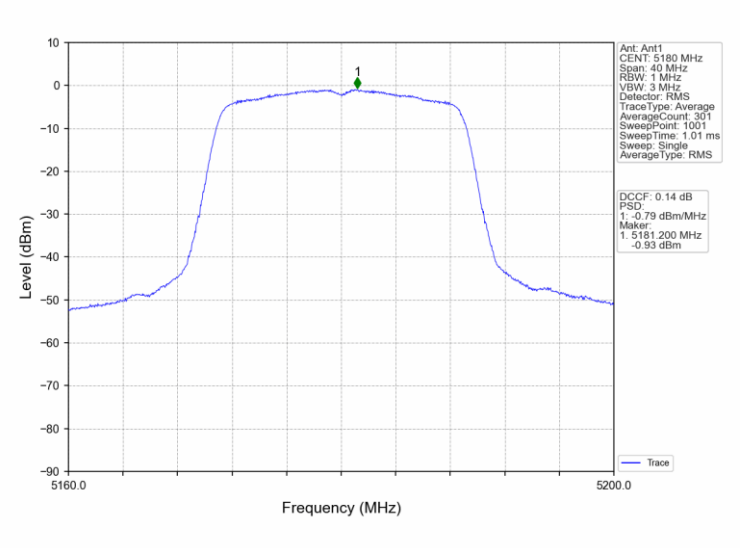

802.11ac(VHT20)_MCH_5200MHz_AntB_NTNV

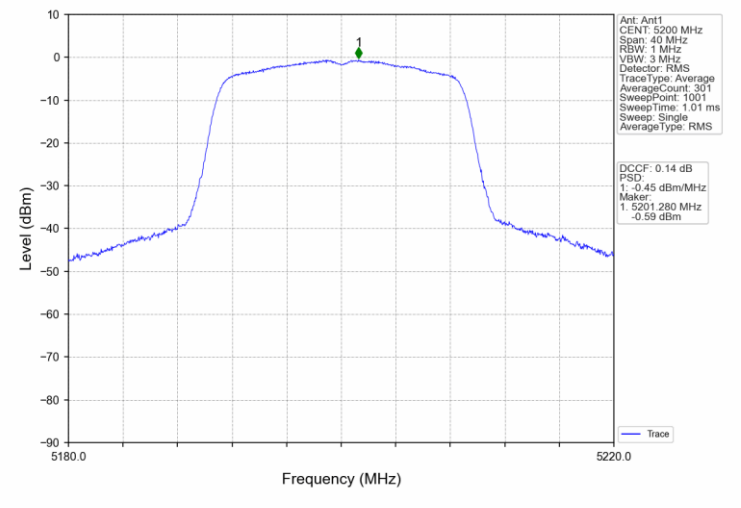

802.11ac(VHT20)_HCH_5240MHz_AntB_NTNV

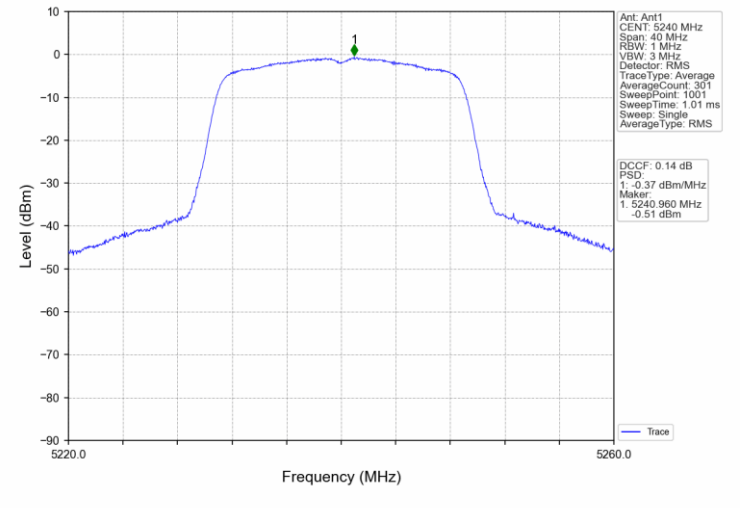

802.11ac(VHT20)_LCH_5260MHz_AntB_NTNV

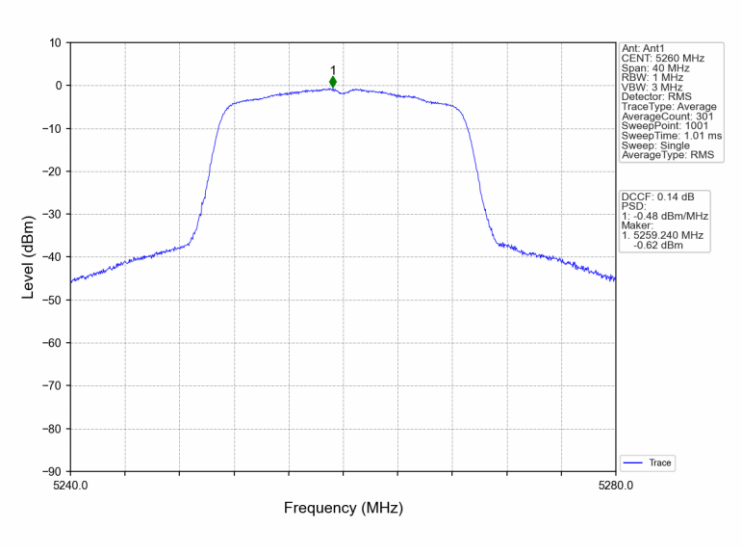

802.11ac(VHT20)_MCH_5300MHz_AntB_NTNV

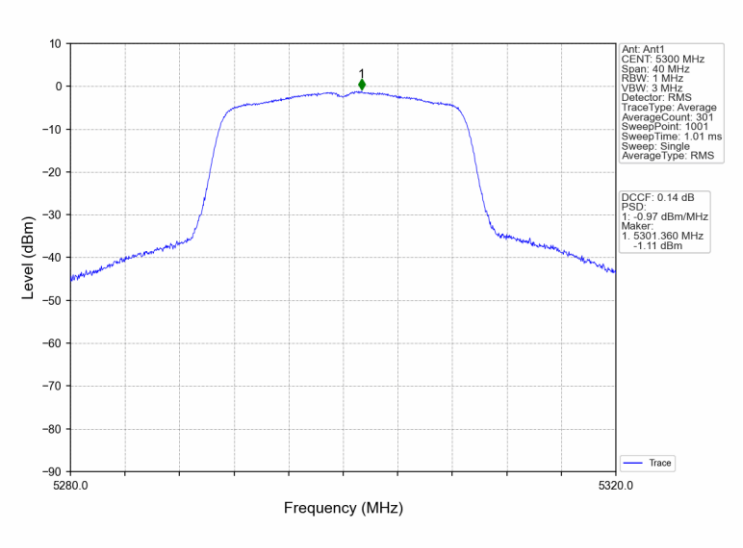

802.11ac(VHT20)_HCH_5320MHz_AntB_NTNV

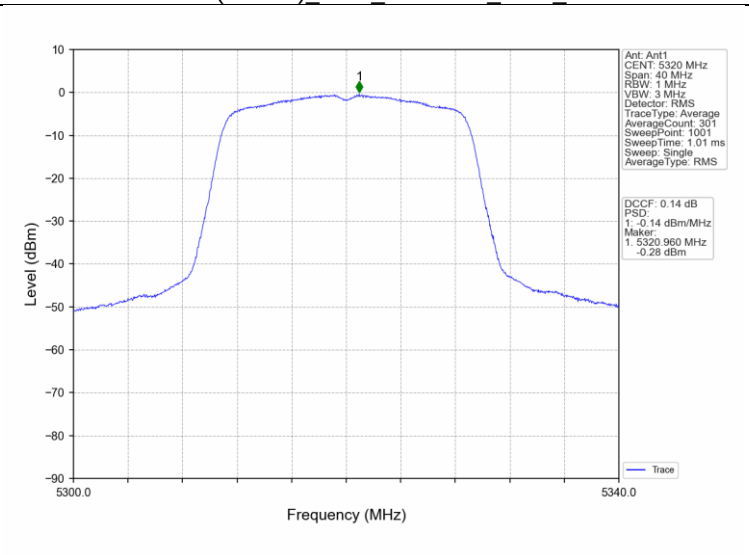

802.11ac(VHT20)_LCH_5500MHz_AntB_NTNV

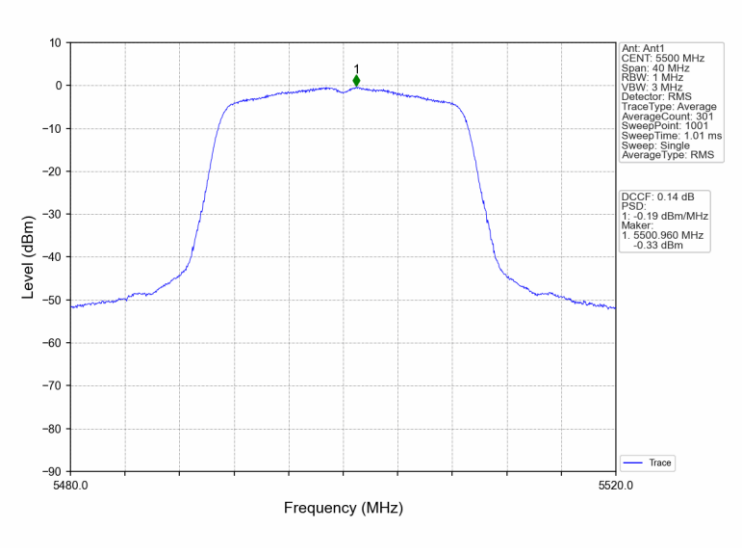

802.11ac(VHT20)_MCH_5580MHz_AntB_NTNV

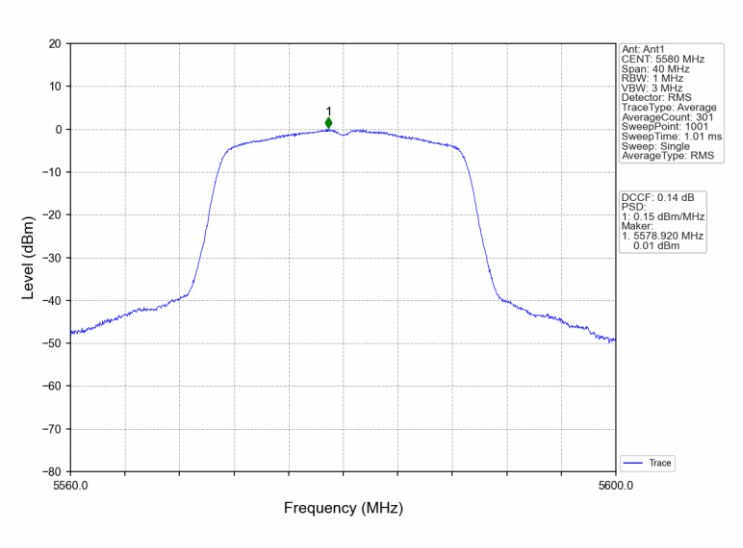

802.11ac(VHT20)_HCH_5700MHz_AntB_NTNV

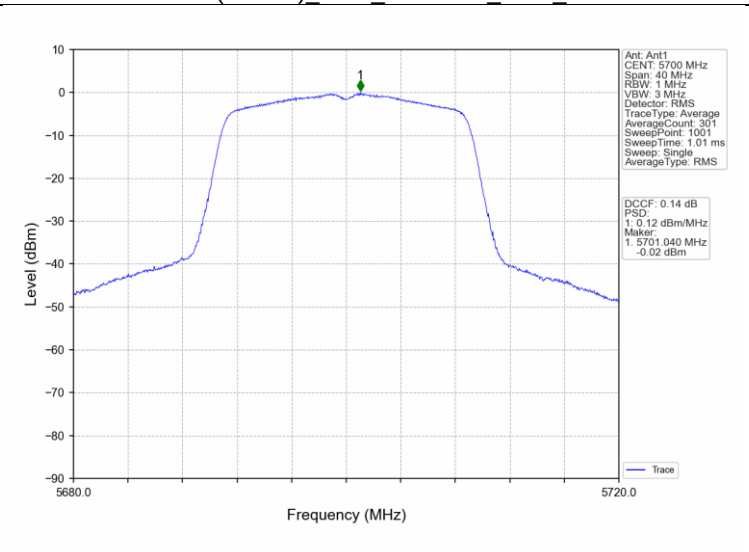

802.11ac(VHT20)_HCH_5720MHz_AntB_NTNV