AppendixA: 20dB Emission Bandwidth

Test Result

Test Mode	Antenna	Frequency[MHz]	20db EBW[MHz]	FL[MHz]	FH[MHz]	Limit[MHz]	Verdict
TX	Ant1	905.1	0.103	905.048	905.151	≤ 0.25	PASS
TX	Ant2	905.1	0.104	905.047	905.152	≤ 0.25	PASS
TX	Ant1	915.75	0.103	915.698	915.802	≤ 0.25	PASS
TX	Ant2	915.75	0.104	915.697	915.802	≤ 0.25	PASS
TX	Ant1	926.4	0.104	926.348	926.452	≤ 0.25	PASS
TX	Ant2	926.4	0.104	926.347	926.452	≤ 0.25	PASS

Test Graphs

TX-Ant1-905.1

TX-Ant2-905.1

TX-Ant1-915.75

TX-Ant2-915.75

TX-Ant1-926.4

TX-Ant2-926.4

AppendixB: Occupied Channel Bandwidth

Test Result

Test Mode	Antenna	Frequency[MHz]	OCB [MHz]	FL[MHz]	FH[MHz]	Limit[MHz]	Verdict
TX	Ant1	905.1	0.09239	905.0548	905.1472	---	---
TX	Ant2	905.1	0.09424	905.0535	905.1477	---	---
TX	Ant1	915.75	0.09400	915.7027	915.7967	---	---
TX	Ant2	915.75	0.09559	915.7015	915.7971	---	---
TX	Ant1	926.4	0.09620	926.3512	926.4474	---	---
TX	Ant2	926.4	0.09548	926.3525	926.4480	---	---

Test Graphs

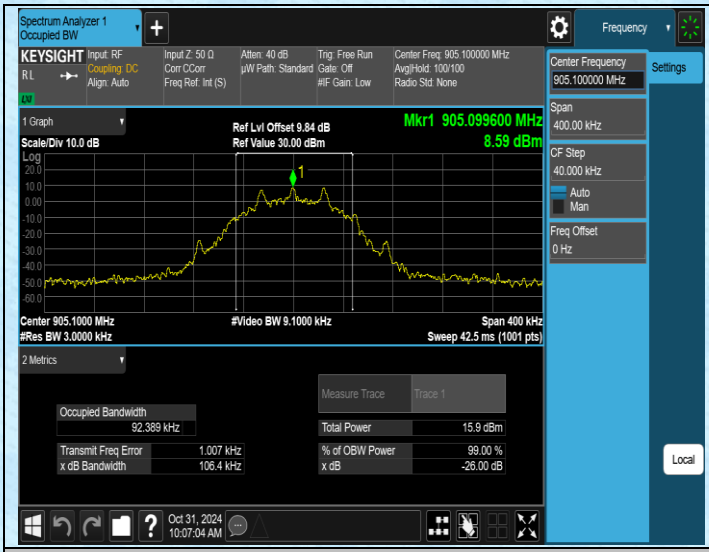

TX-Ant1-905.1

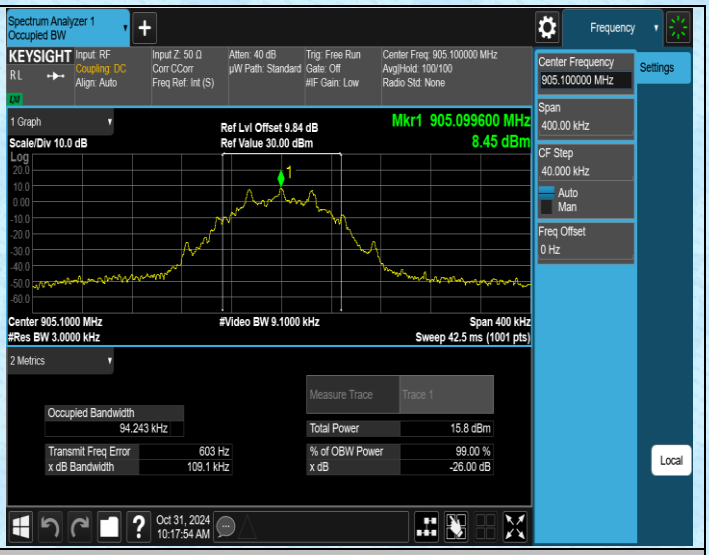

TX-Ant2-905.1

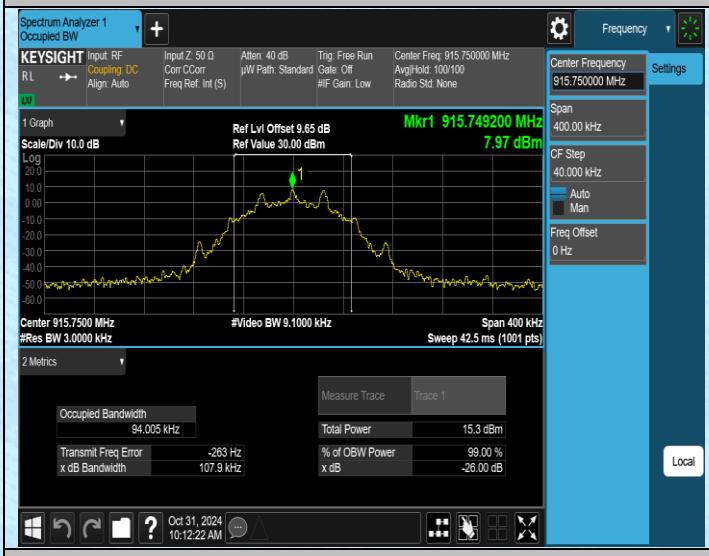

TX-Ant1-915.75

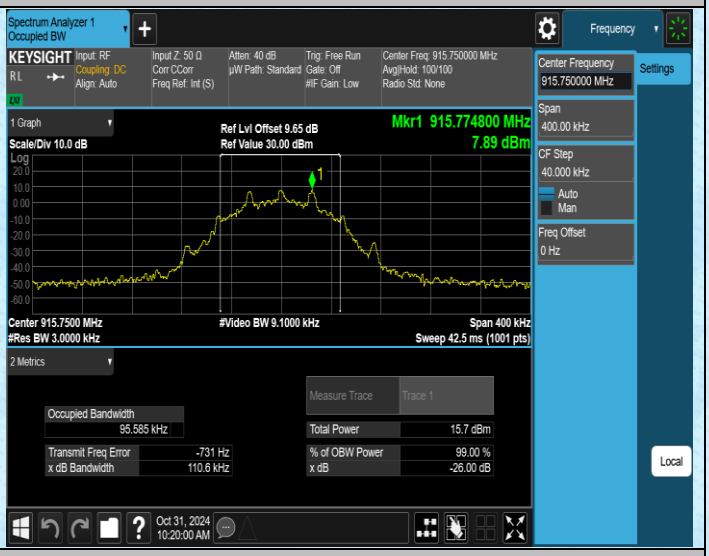

TX-Ant2-915.75

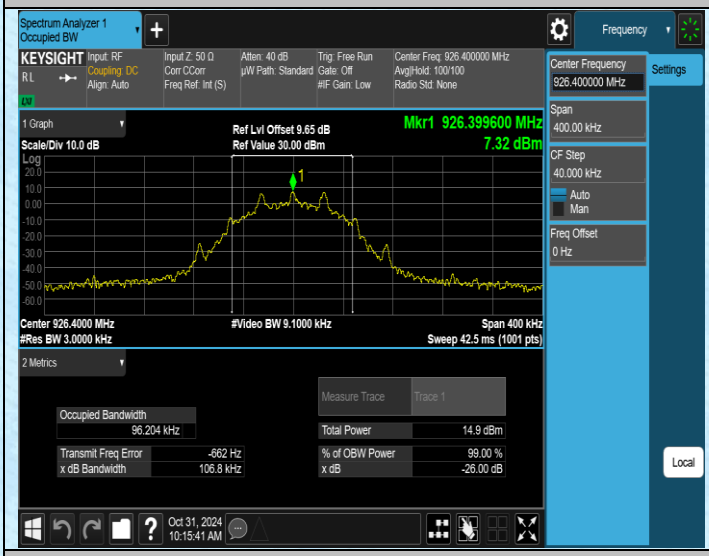

TX-Ant1-926.4

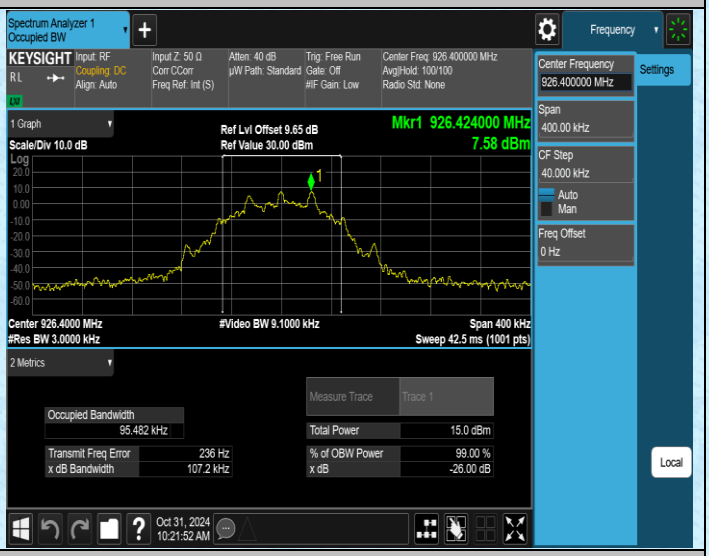

TX-Ant2-926.4

AppendixC: Maximum conducted output power

Test Result

Test Mode	Antenna	Frequency[MHz]	Result[dBm]	Limit[dBm]	Verdict
TX	Ant1	905.1	11.01	≤30	PASS
TX	Ant2	905.1	10.99	≤30	PASS
TX	Ant1	915.75	10.36	≤30	PASS
TX	Ant2	915.75	10.47	≤30	PASS
TX	Ant1	926.4	9.84	≤30	PASS
TX	Ant2	926.4	10.16	≤30	PASS

Test Graphs

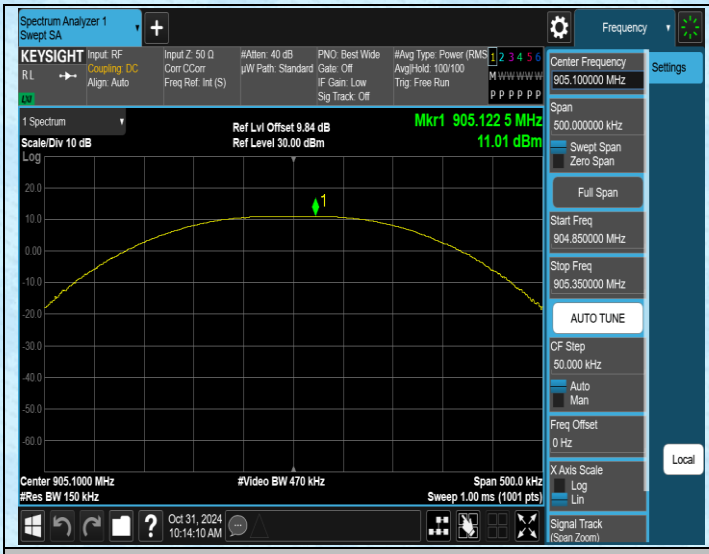

TX-Ant1-905.1-PASS

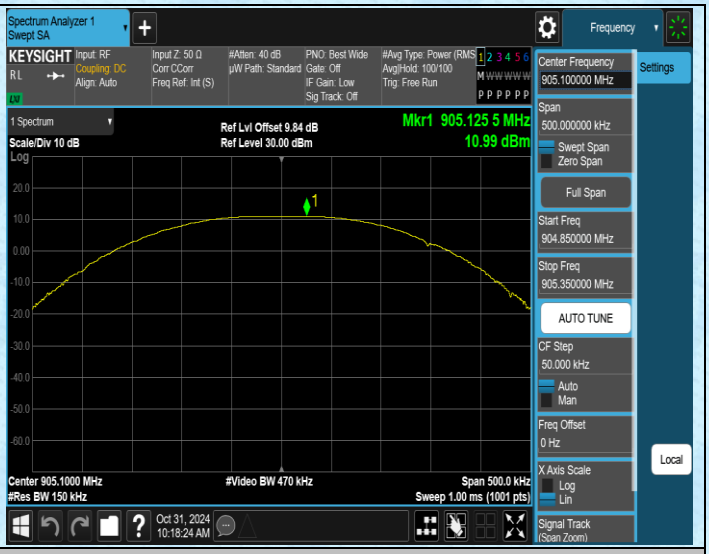

TX-Ant2-905.1-PASS

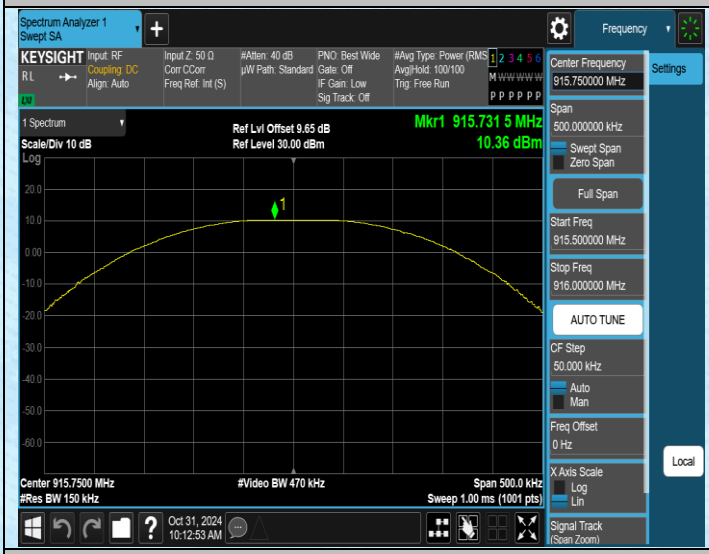

TX-Ant1-915.75-PASS

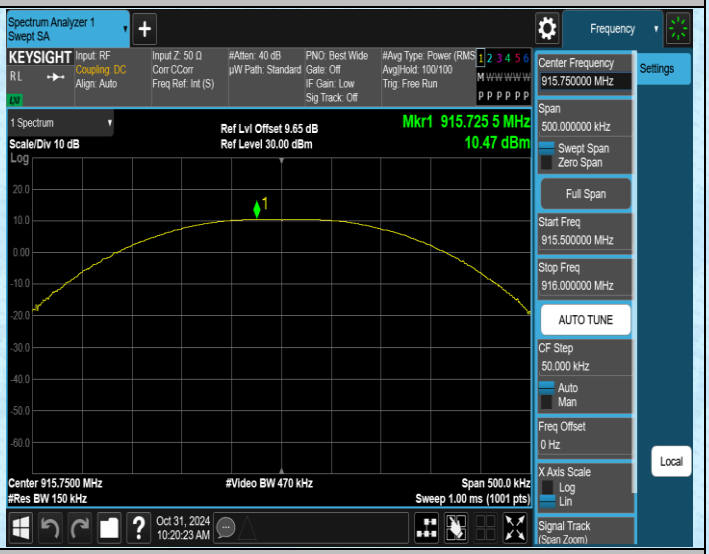

TX-Ant2-915.75-PASS

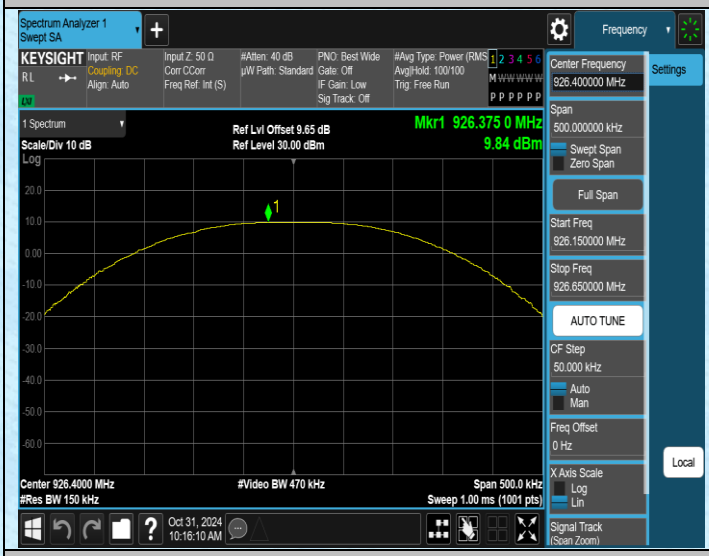

TX-Ant1-926.4-PASS

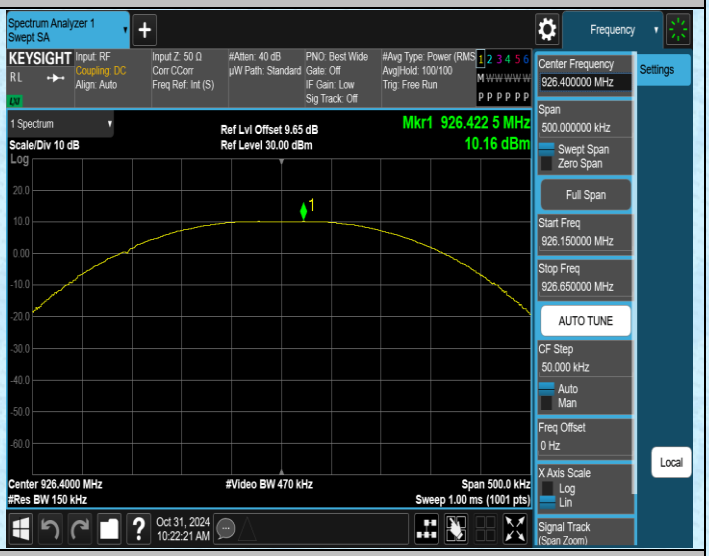

TX-Ant2-926.4-PASS

AppendixD: Carrier frequency separation

Test Result

Test Mode	Antenna	Frequency[MHz]	Result[MHz]	Limit[MHz]	Verdict
TX	Ant1	Hop_905.1	0.450	≥0.103	PASS
TX	Ant2	Hop_905.1	0.452	≥0.104	PASS
TX	Ant1	Hop_915.75	0.449	≥0.103	PASS
TX	Ant2	Hop_915.75	0.454	≥0.104	PASS
TX	Ant1	Hop_926.4	0.601	≥0.104	PASS
TX	Ant2	Hop_926.4	0.598	≥0.104	PASS

Test Graphs

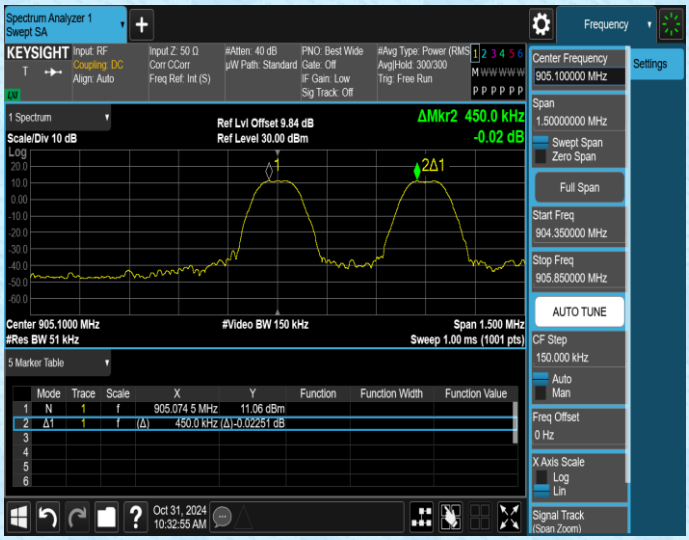

TX- Ant1- Hop_905.1

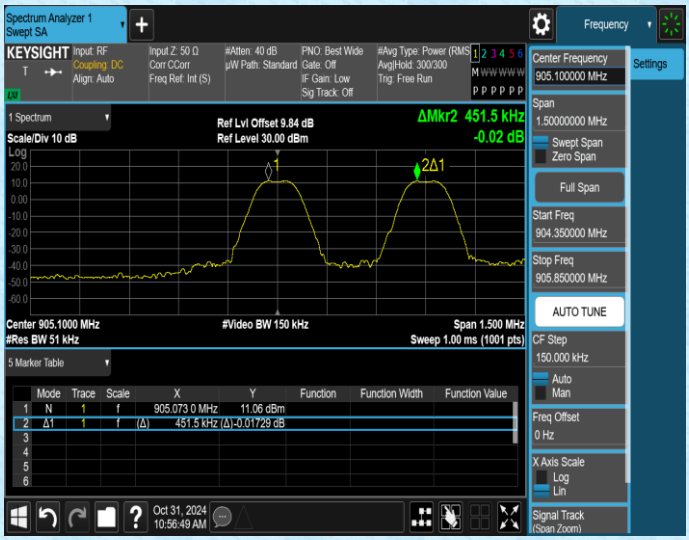

TX- Ant2- Hop_905.1

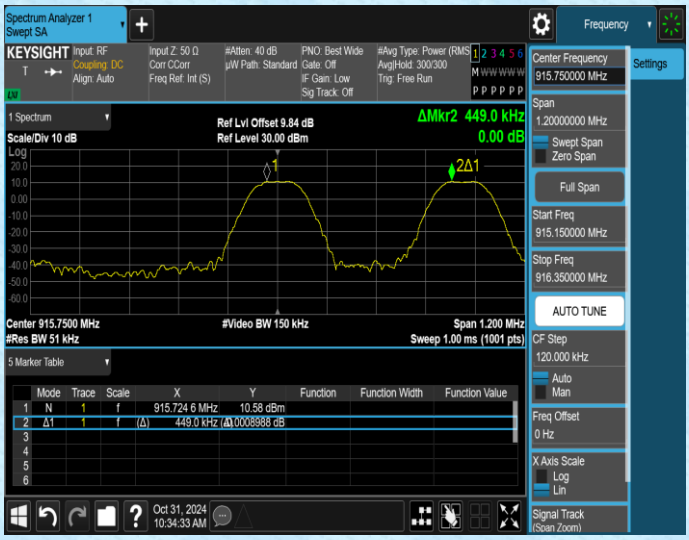

TX- Ant1- Hop_915.75

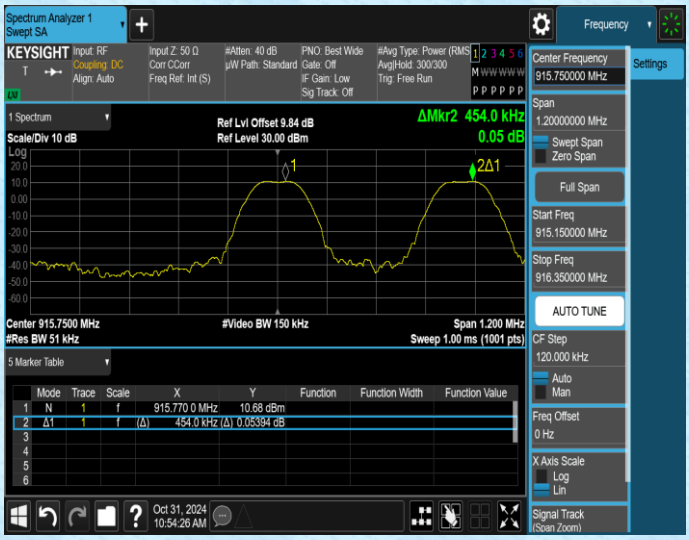

TX- Ant2- Hop_915.75

TX- Ant1- Hop_926.4

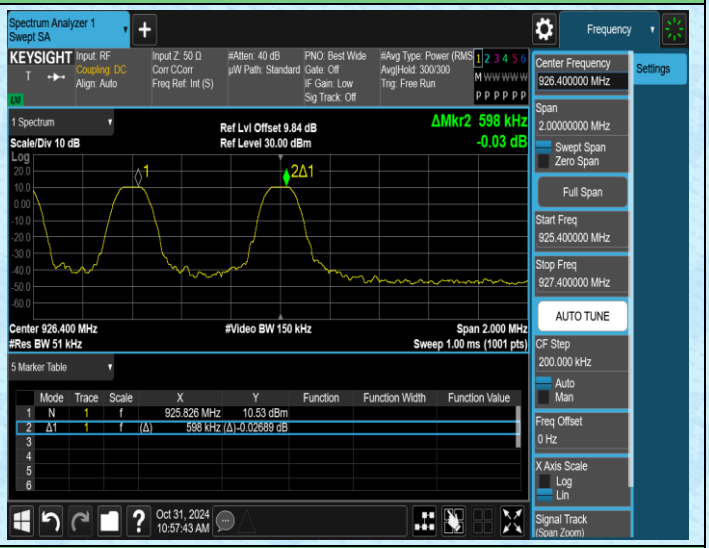

TX- Ant2- Hop_926.4

AppendixE: Time of occupancy

Test Result

Test Mode	Antenna	Frequency[MHz]	BurstWidth [ms]	TotalHops [Num]	Result[s]	Limit[s]	Verdict
TX	Ant1	Hop_905.1	3.962	18	0.071316	≤0.4	PASS
TX	Ant2	Hop_905.1	3.965	19	0.075335	≤0.4	PASS
TX	Ant1	Hop_915.75	3.961	18	0.071298	≤0.4	PASS
TX	Ant2	Hop_915.75	3.962	19	0.075278	≤0.4	PASS
TX	Ant1	Hop_926.4	3.961	18	0.071298	≤0.4	PASS
TX	Ant2	Hop_926.4	3.959	19	0.075221	≤0.4	PASS

Test Graphs

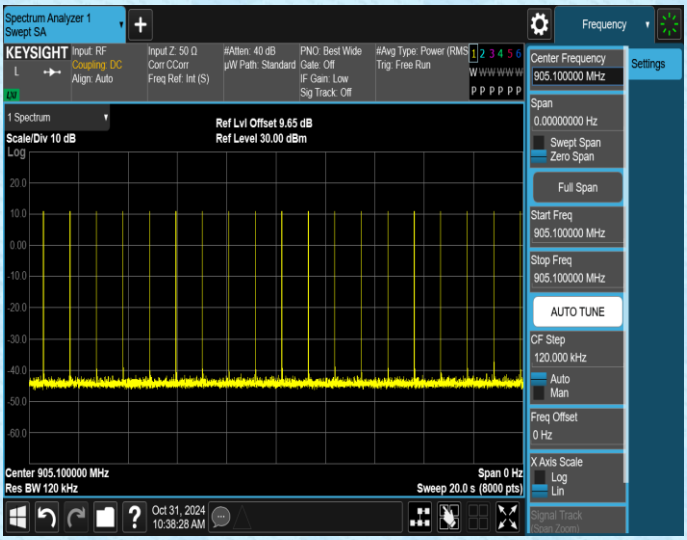

TX-Ant1-Hop_905.1

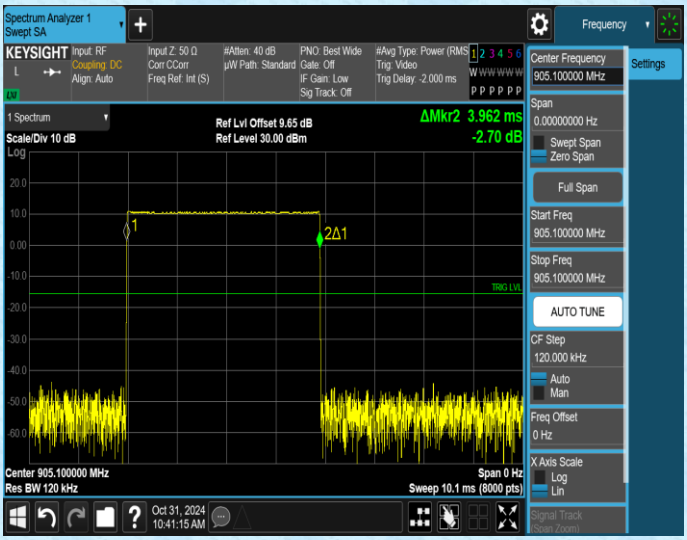

TX-Ant1-Hop_905.1

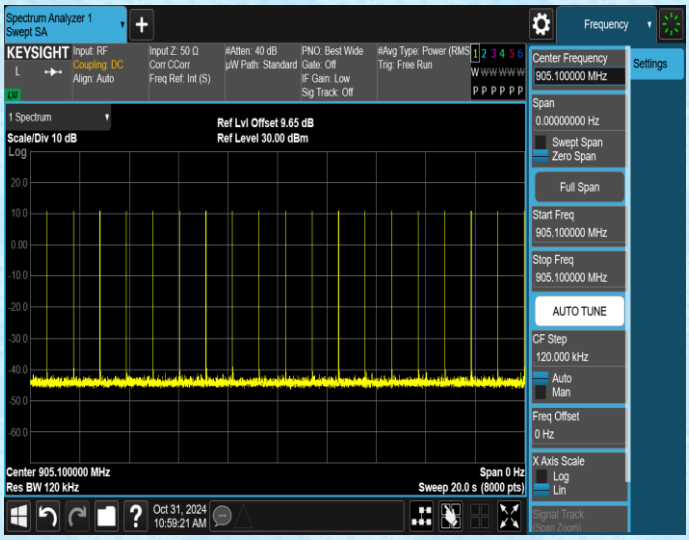

TX-Ant2-Hop_905.1

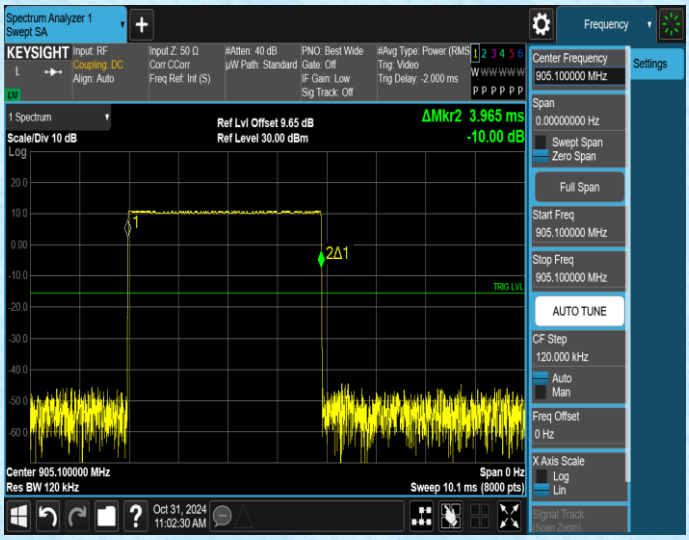

TX-Ant2-Hop_905.1

TX-Ant1-Hop_915.75

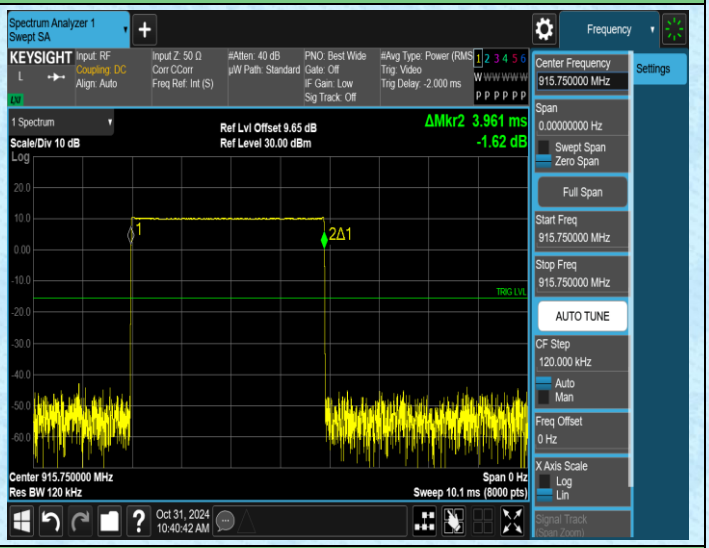

TX-Ant1-Hop_915.75

TX-Ant2-Hop_915.75

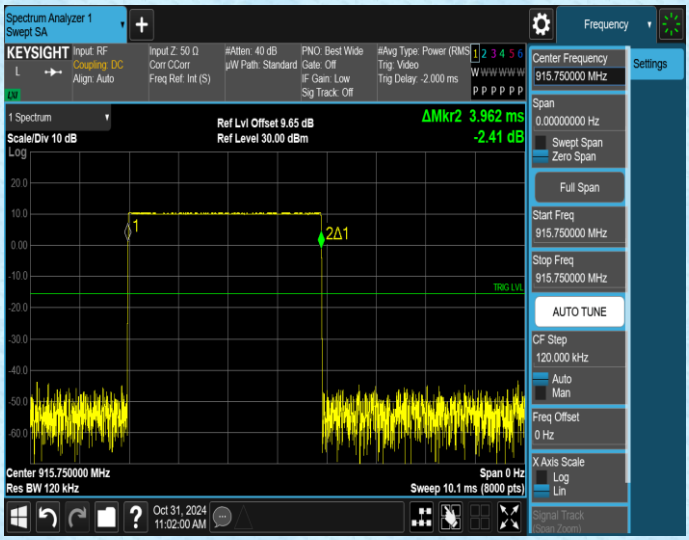

TX-Ant2-Hop_915.75

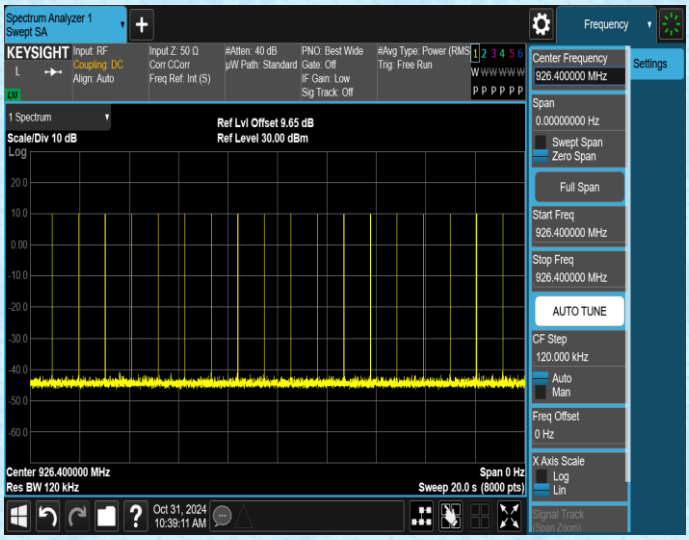

TX-Ant1-Hop_926.4

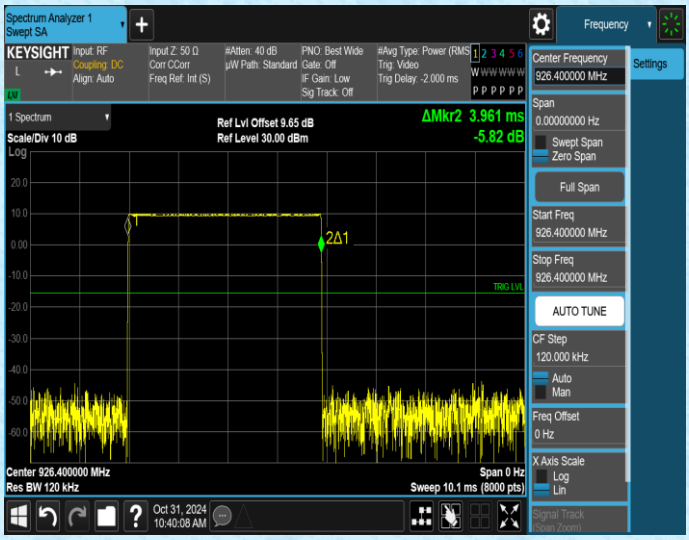

TX-Ant1-Hop_926.4

TX-Ant2-Hop_926.4

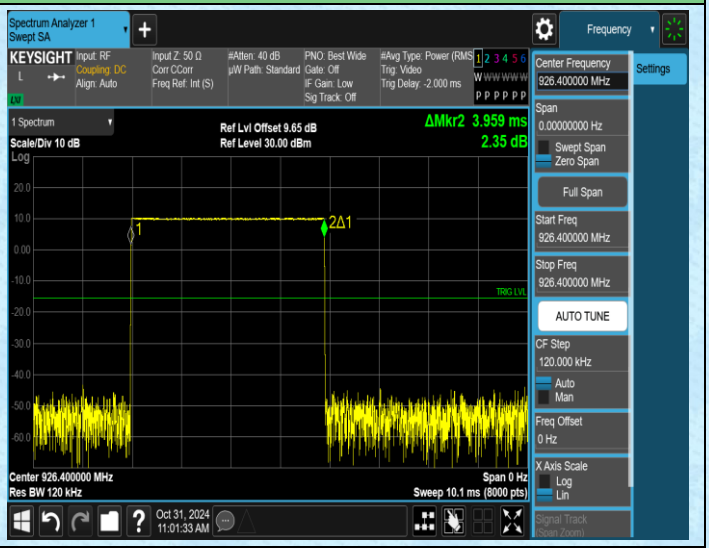

TX-Ant2-Hop_926.4

AppendixF: Number of hopping channels

Test Result

Test Mode	Antenna	Frequency[MHz]	Result[Num]	Limit[Num]	Verdict
TX	Ant1	Hop	50	≥50	PASS
TX	Ant2	Hop	50	≥50	PASS

Test Graphs

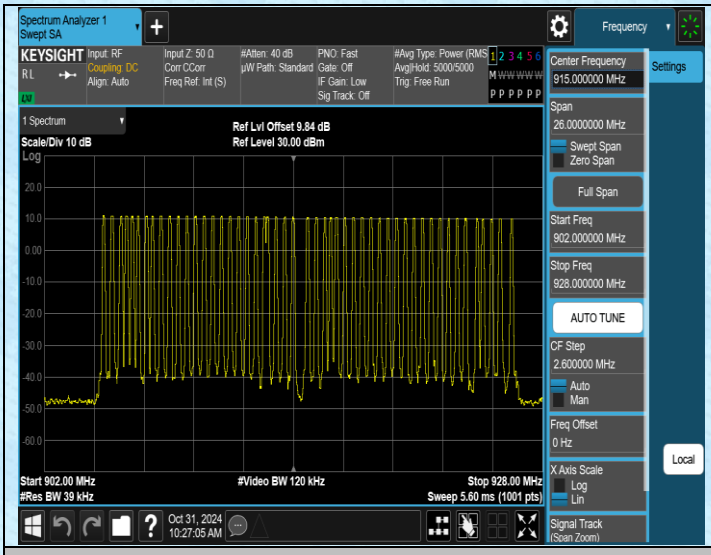

TX-Ant1-Hop-PASS

TX-Ant2-Hop-PASS

AppendixG:Band edge measurements

Test Result

Test Mode	Antenna	ChName	Frequency[MHz]	RefLevel [dBm]	Result [dBm]	Limit [dBm]	Verdict
TX	Ant1	Low	905.1	11.02	-52.85	≤-8.99	PASS
TX	Ant2	Low	905.1	11.01	-53.00	≤-8.99	PASS
TX	Ant1	High	926.4	9.83	-51.62	≤-10.17	PASS
TX	Ant2	High	926.4	10.16	-50.91	≤-9.84	PASS
TX	Ant1	Low	Hop	11.01	-54.36	≤-8.99	PASS
TX	Ant2	Low	Hop	10.96	-52.94	≤-9.04	PASS
TX	Ant1	High	Hop	9.90	-52.93	≤-10.10	PASS
TX	Ant2	High	Hop	10.23	-52.94	≤-9.77	PASS

Test Graphs

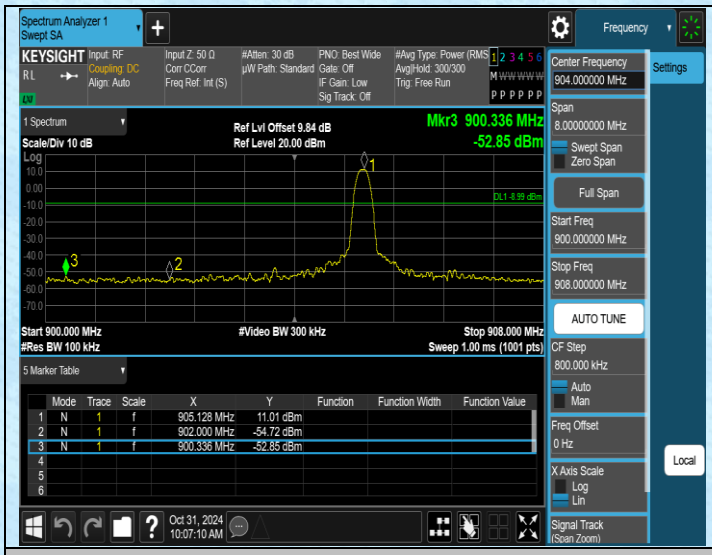

TX-Ant1-905.1-PASS

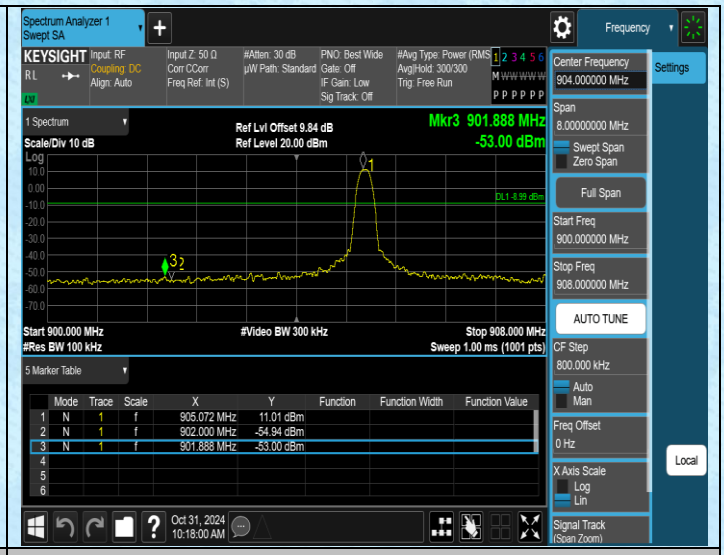

TX-Ant2-905.1-PASS

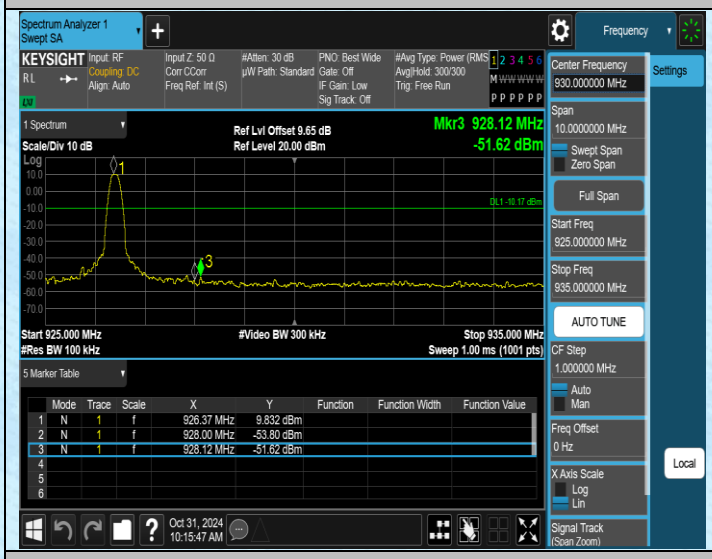

TX-Ant1-926.4-PASS

TX-Ant2-926.4-PASS

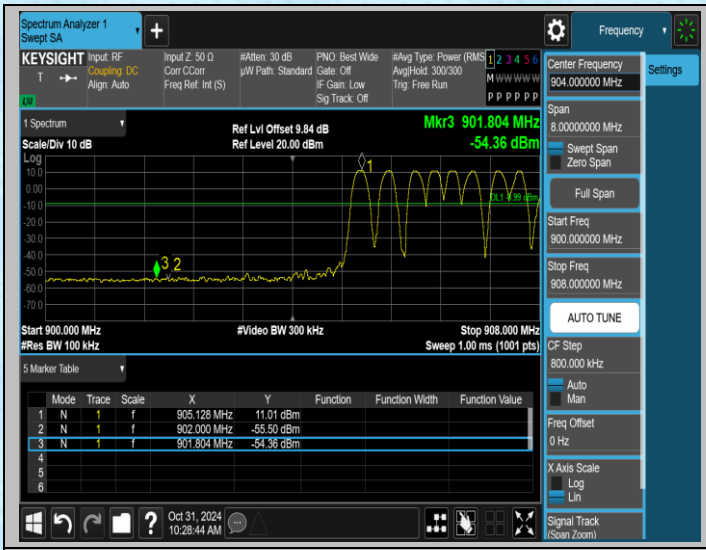

TX-Ant1- Hop -PASS

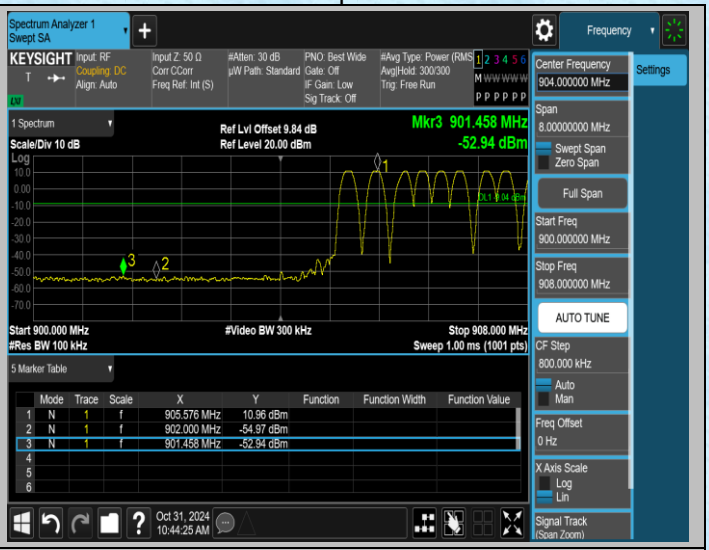

TX-Ant2- Hop -PASS

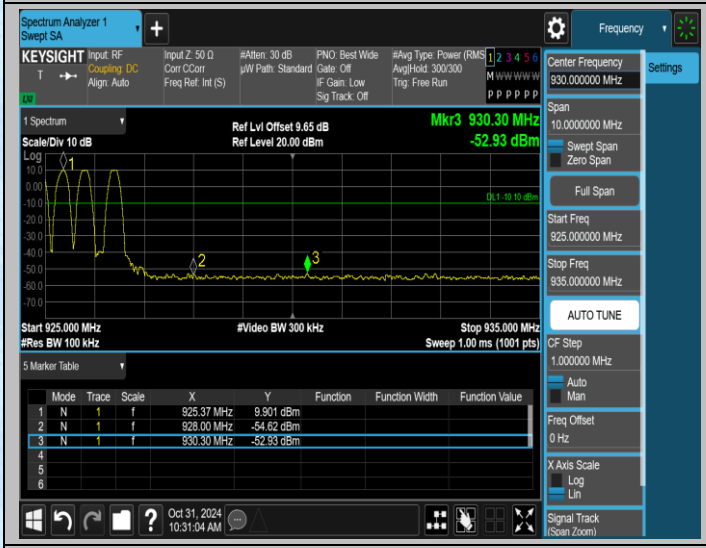

TX-Ant1- Hop -PASS

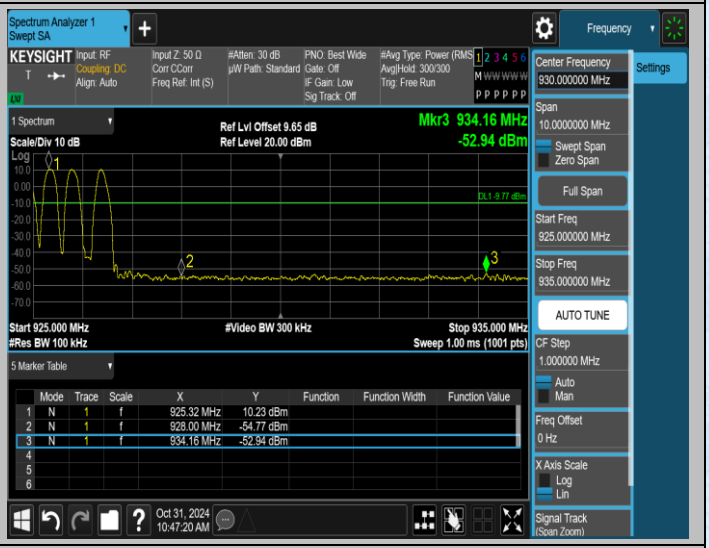

TX-Ant2- Hop -PASS

AppendixH:Conducted Spurious Emission

Test Result

Test Mode	Antenna	Frequency[MHz]	FreqRange [MHz]	RefLevel [dBm]	Result [dBm]	Limit [dBm]	Verdict
TX	Ant1	905.1	0~Reference	11.02	11.02	---	PASS
TX	Ant1	905.1	30~10000	11.02	-56.48	≤-8.98	PASS
TX	Ant2	905.1	0~Reference	11.01	11.01	---	PASS
TX	Ant2	905.1	30~10000	11.01	-55.97	≤-8.99	PASS
TX	Ant1	915.75	0~Reference	10.36	10.36	---	PASS
TX	Ant1	915.75	30~10000	10.36	-56.09	≤-9.64	PASS
TX	Ant2	915.75	0~Reference	10.47	10.47	---	PASS
TX	Ant2	915.75	30~10000	10.47	-56.88	≤-9.53	PASS
TX	Ant1	926.4	0~Reference	9.85	9.85	---	PASS
TX	Ant1	926.4	30~10000	9.85	-56.49	≤-10.15	PASS
TX	Ant2	926.4	0~Reference	10.17	10.17	---	PASS
TX	Ant2	926.4	30~10000	10.17	-56.64	≤-9.83	PASS

Test Graphs

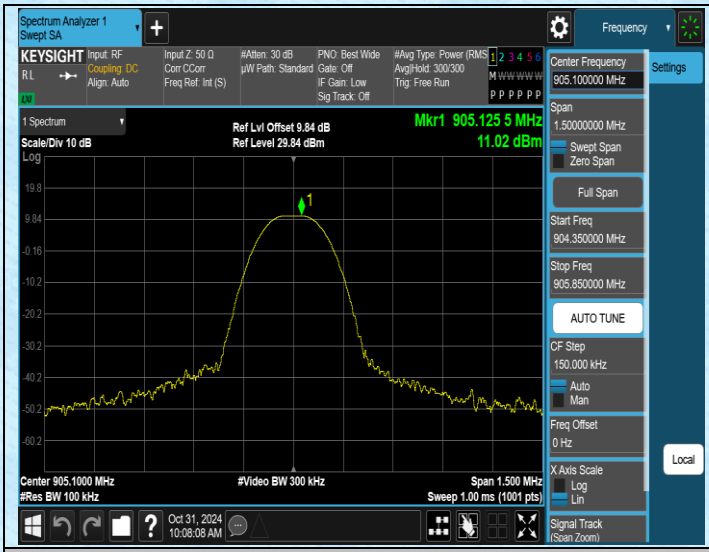

TX-Ant1-905.1-0~Reference-PASS

TX-Ant1-905.1-30~10000-PASS

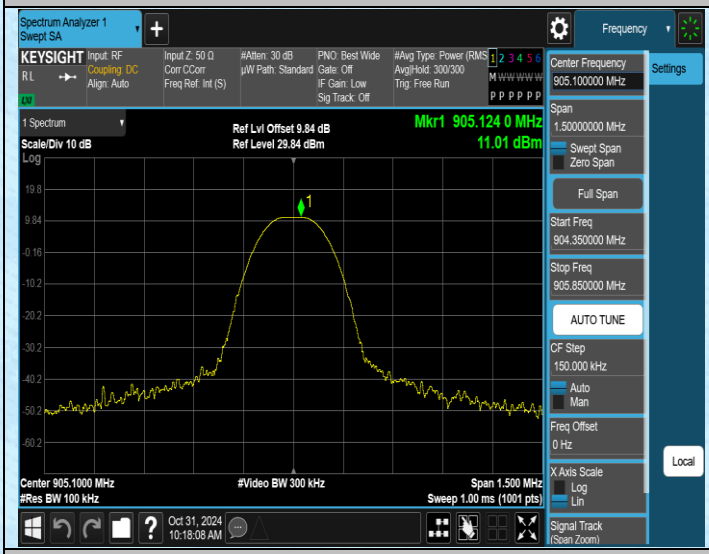

TX-Ant2-905.1-0~Reference-PASS

TX-Ant2-905.1-30~10000-PASS

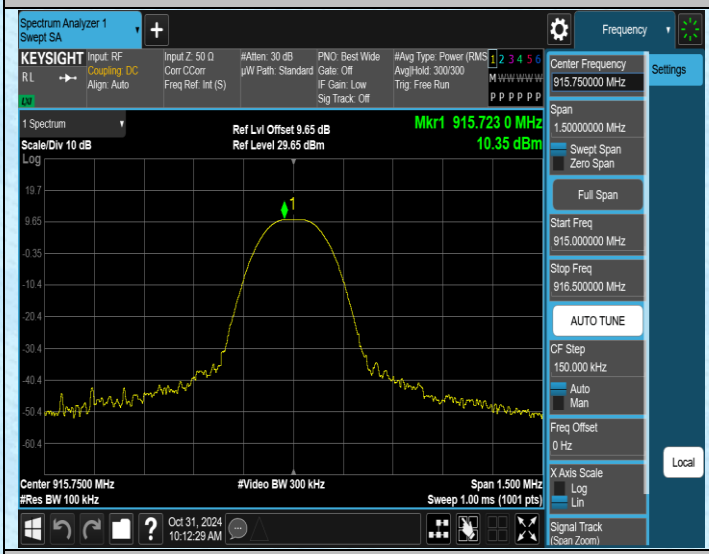

TX-Ant1-915.75-0~Reference-PASS

TX-Ant1-915.75-30~10000-PASS