# AppendixA: 20dB Emission Bandwidth

## Test Result

| Test Mode | Antenna | Frequency[MHz] | 20dB EBW[MHz] | FL[MHz] | FH[MHz] | Limit[MHz] | Verdict |
|---|---|---|---|---|---|---|---|
| GFSK | Ant1 | 2408 | 1.044 | 2407.511 | 2408.555 | --- | --- |
| GFSK | Ant1 | 2440 | 1.044 | 2439.514 | 2440.558 | --- | --- |
| GFSK | Ant1 | 2475 | 0.960 | 2474.601 | 2475.561 | --- | --- |

## Test Graphs

GFSK-Ant1-2408

GFSK-Ant1-2440

GFSK-Ant1-2475

/

/

# AppendixB: Occupied Channel Bandwidth

## Test Result

| Test Mode | Antenna | Frequency[MHz] | OCB [MHz] | FL[MHz] | FH[MHz] | Limit[MHz] | Verdict |
|---|---|---|---|---|---|---|---|
| GFSK | Ant1 | 2408 | 1.0247 | 2407.5232 | 2408.5479 | --- | --- |
| GFSK | Ant1 | 2440 | 1.0144 | 2439.5301 | 2440.5445 | --- | --- |
| GFSK | Ant1 | 2475 | 1.0055 | 2474.5400 | 2475.5455 | --- | --- |

## Test Graphs

GFSK-Ant1-2408

GFSK-Ant1-2440

GFSK-Ant1-2475

/

/

# AppendixC: Maximum conducted output power

## Test Result

| Test Mode | Antenna | Frequency[MHz] | Result[dBm] | Limit[dBm] | Verdict |
|---|---|---|---|---|---|
| GFSK | Ant1 | 2408 | -0.33 | ≤20.97 | PASS |
| GFSK | Ant1 | 2440 | 0.52 | ≤20.97 | PASS |
| GFSK | Ant1 | 2475 | 0.97 | ≤20.97 | PASS |

## Test Graphs

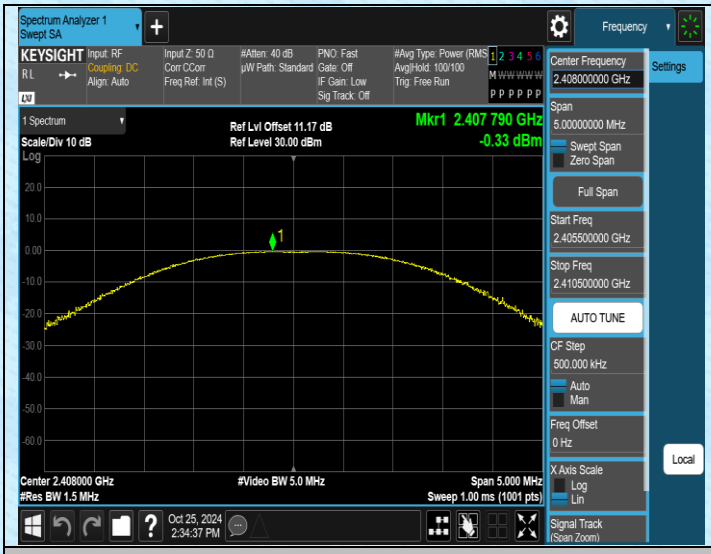


GFSK-Ant1-2408-PASS

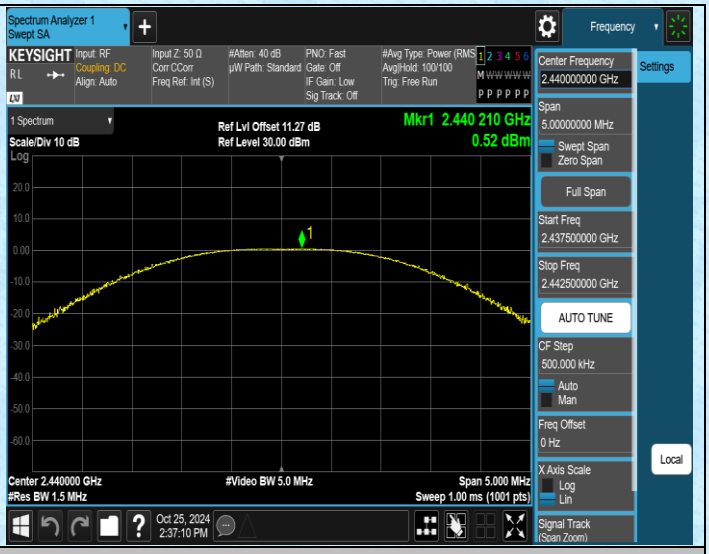


GFSK-Ant1-2440-PASS

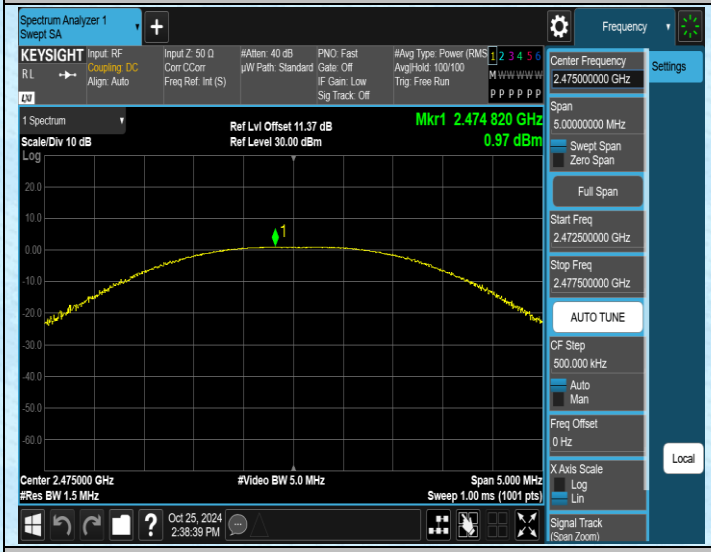


GFSK-Ant1-2475-PASS

/

/

# AppendixD: Carrier frequency separation

## Test Result

| Test Mode | Antenna | Frequency[MHz] | Result[MHz] | Limit[MHz] | Verdict |
|---|---|---|---|---|---|
| GFSK | Ant1 | Hop_2408 | 3.50 | 0.6995 | PASS |
| GFSK | Ant1 | Hop_2440 | 4.692 | 0.6995 | PASS |
| GFSK | Ant1 | Hop_2475 | 4.512 | 0.6432 | PASS |

## Test Graphs

GFSK-Ant1-Hop_2408-PASS

GFSK-Ant1-Hop_2440-PASS

GFSK-Ant1-Hop_2475-PASS

/

# AppendixE: Time of occupancy

## Test Result

| Test Mode | Antenna | Frequency[MHz] | BurstWidth [ms] | TotalHops [Num] | Result[s] | Limit[s] | Verdict |
|---|---|---|---|---|---|---|---|
| GFSK | Ant1 | Hop_2408 | 1.322 | 104 | 0.137 | ≤0.4 | PASS |
| GFSK | Ant1 | Hop_2440 | 1.330 | 104 | 0.138 | ≤0.4 | PASS |
| GFSK | Ant1 | Hop_2475 | 1.331 | 104 | 0.138 | ≤0.4 | PASS |

## Test Graphs

GFSK-Ant1-Hop_2408-PASS

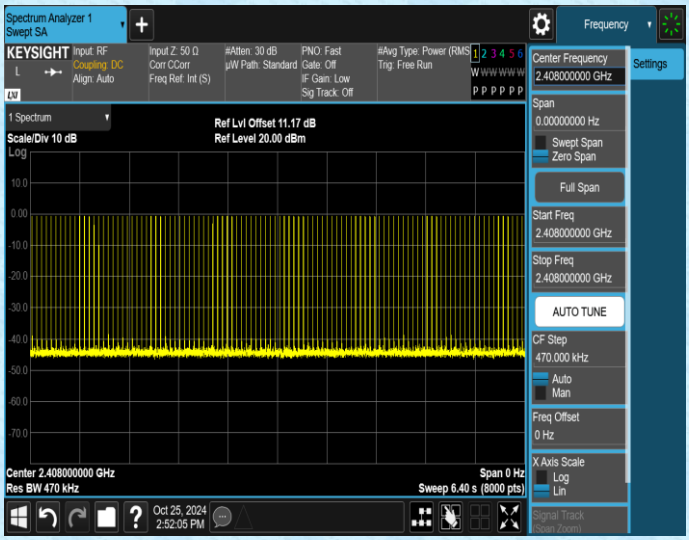


GFSK-Ant1-Hop_2408-PASS

GFSK-Ant1-Hop_2440-PASS

GFSK-Ant1-Hop_2440-PASS

GFSK-Ant1-Hop_2475-PASS

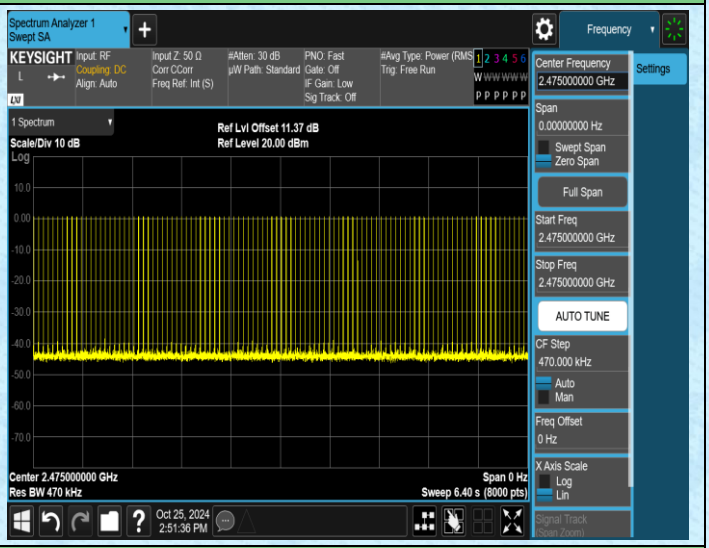


GFSK-Ant1-Hop_2475-PASS

# AppendixF: Number of hopping channels

## Test Result

| Test Mode | Antenna | Frequency[MHz] | Result[Num] | Limit[Num] | Verdict |
|---|---|---|---|---|---|
| GFSK | Ant1 | Hop | 16 | ≥15 | PASS |

## Test Graphs

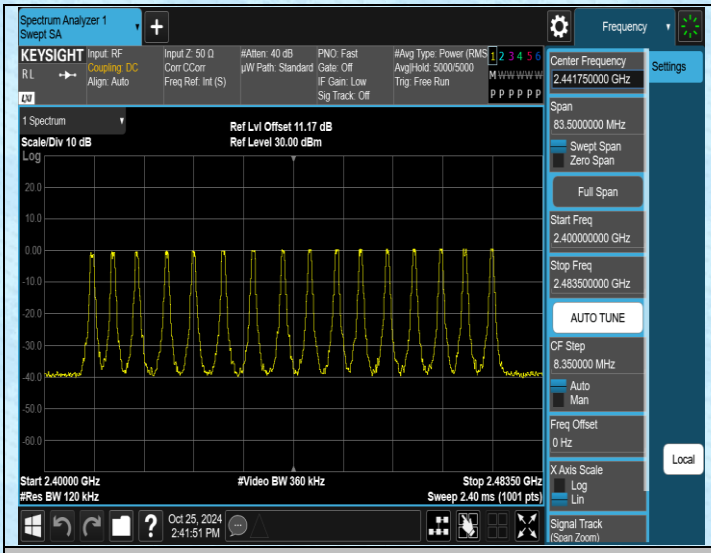


/

GFSK-Ant1-Hop-PASS

/

# AppendixG:Band edge measurements

## Test Result

| Test Mode | Antenna | ChName | Frequency[MHz] | RefLevel [dBm] | Result [dBm] | Limit [dBm] | Verdict |
|---|---|---|---|---|---|---|---|
| GFSK | Ant1 | Low | 2408 | -0.69 | -46.91 | ≤-20.69 | PASS |
| GFSK | Ant1 | Low | Hop_2408 | -2.01 | -48.9 | ≤-22.01 | PASS |
| GFSK | Ant1 | High | 2475 | 0.71 | -44.21 | ≤-19.29 | PASS |
| GFSK | Ant1 | High | Hop_2475 | 0.42 | -48.95 | ≤-19.58 | PASS |

## Test Graphs

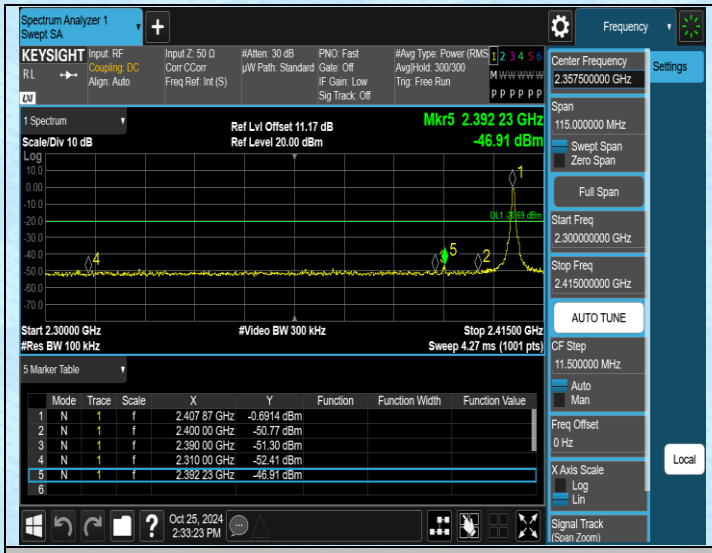


GFSK-Ant1-2408-PASS

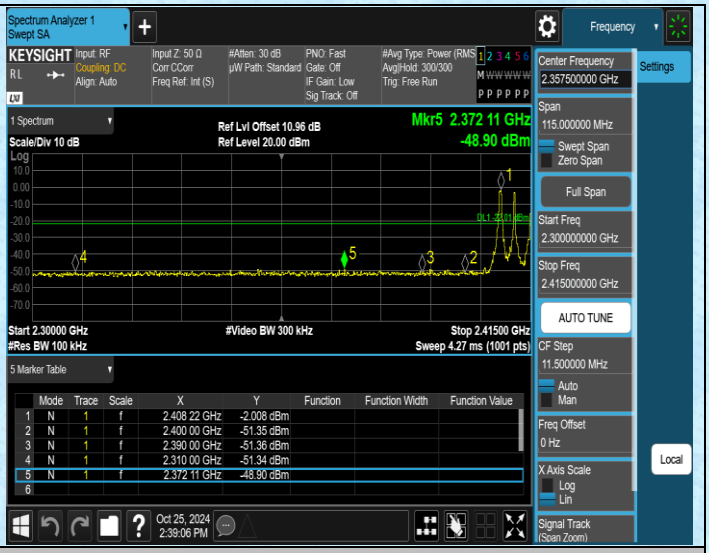


GFSK-Ant1-Hop_2408-PASS

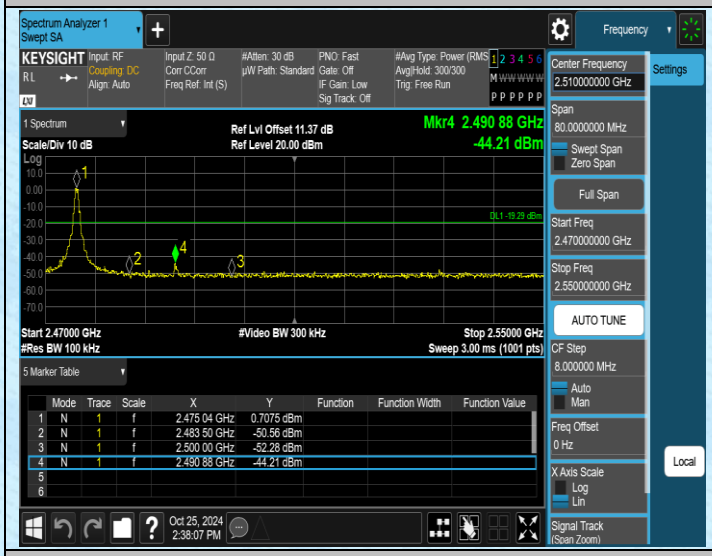


GFSK-Ant1-2475-PASS

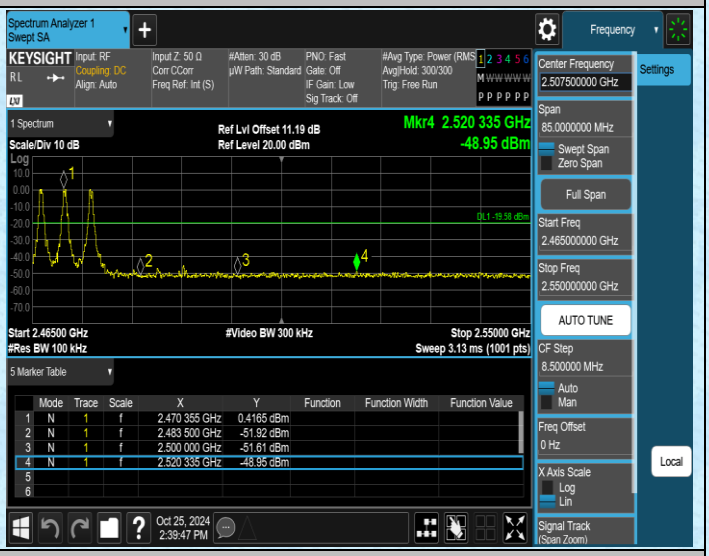


GFSK-Ant1-Hop_2475-PASS

# AppendixH:Conducted Spurious Emission

## Test Result

| Test Mode | Antenna | Frequency[MHz] | FreqRange [MHz] | RefLevel [dBm] | Result [dBm] | Limit [dBm] | Verdict |
|---|---|---|---|---|---|---|---|
| GFSK | Ant1 | 2408 | 0~Reference | -0.69 | -0.69 | --- | PASS |
| GFSK | Ant1 | 2408 | 30~1000 | -0.69 | -57.09 | ≤-20.69 | PASS |
| GFSK | Ant1 | 2408 | 1000~26500 | -0.69 | -49.92 | ≤-20.69 | PASS |
| GFSK | Ant1 | 2440 | 0~Reference | 0.32 | 0.32 | --- | PASS |
| GFSK | Ant1 | 2440 | 30~1000 | 0.32 | -57.83 | ≤-19.68 | PASS |
| GFSK | Ant1 | 2440 | 1000~26500 | 0.32 | -49.32 | ≤-19.68 | PASS |
| GFSK | Ant1 | 2475 | 0~Reference | 0.69 | 0.69 | --- | PASS |
| GFSK | Ant1 | 2475 | 30~1000 | 0.69 | -57.52 | ≤-19.31 | PASS |
| GFSK | Ant1 | 2475 | 1000~26500 | 0.69 | -49.54 | ≤-19.31 | PASS |

## Test Graphs

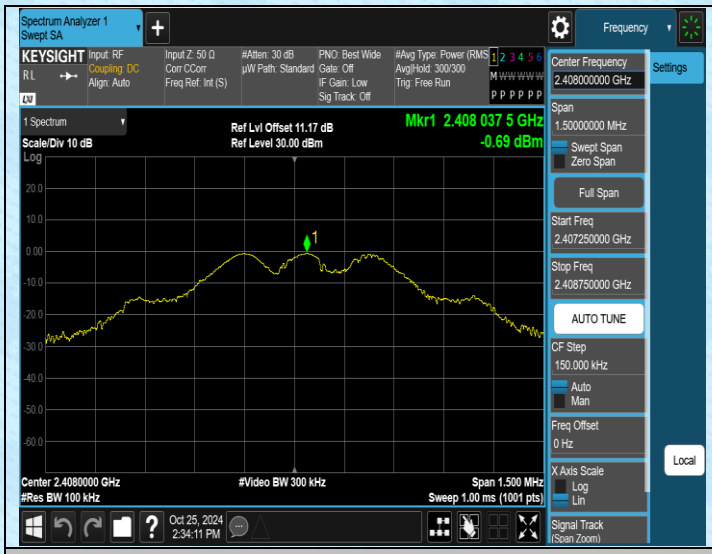


GFSK-Ant1-2408-0~Reference-PASS

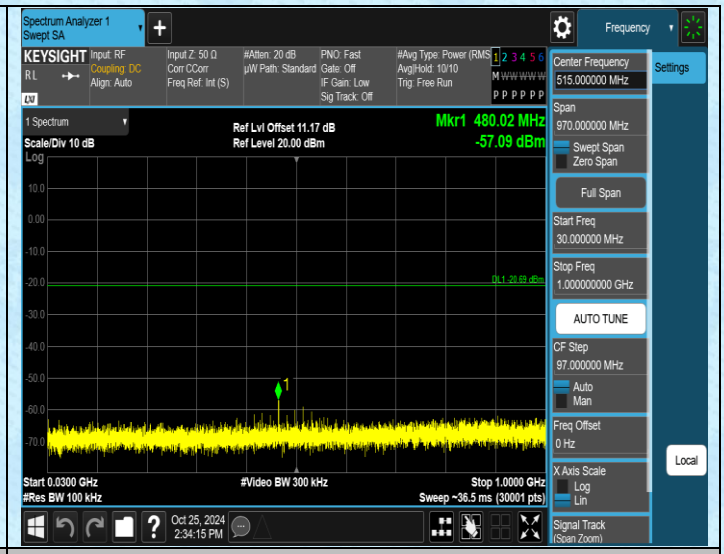


GFSK-Ant1-2408-30~1000-PASS

GFSK-Ant1-2408-1000~26500-PASS

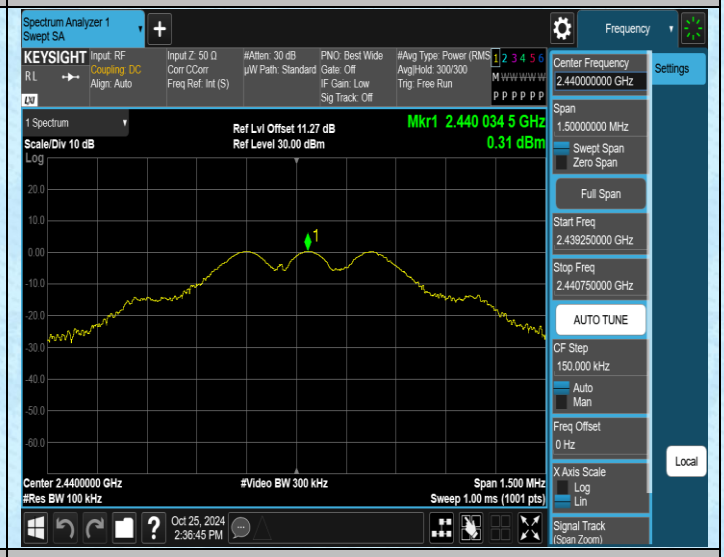


GFSK-Ant1-2440-0~Reference-PASS

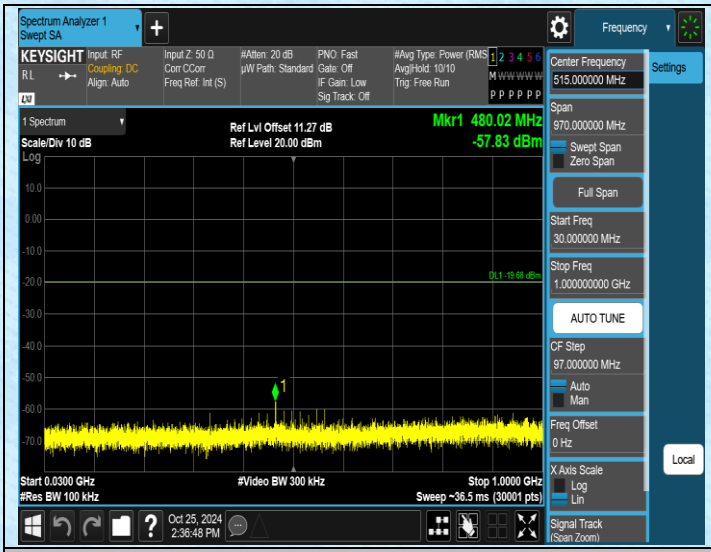


GFSK-Ant1-2440-30~1000-PASS

GFSK-Ant1-2440-1000~26500-PASS

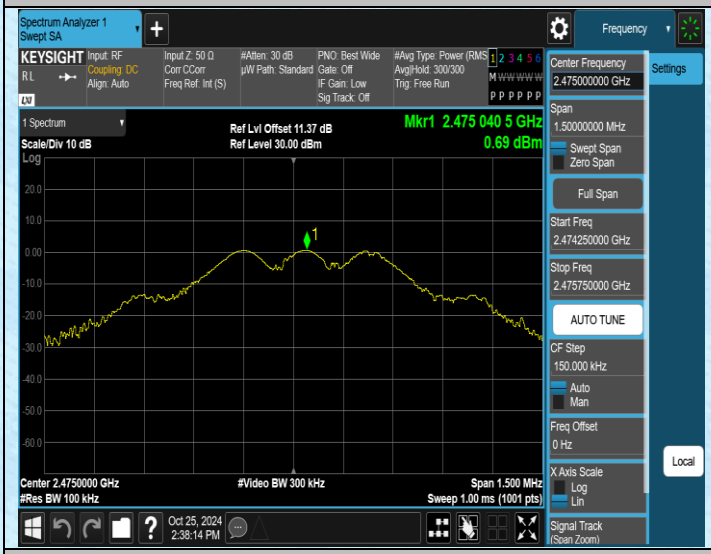


GFSK-Ant1-2475-0~Reference-PASS

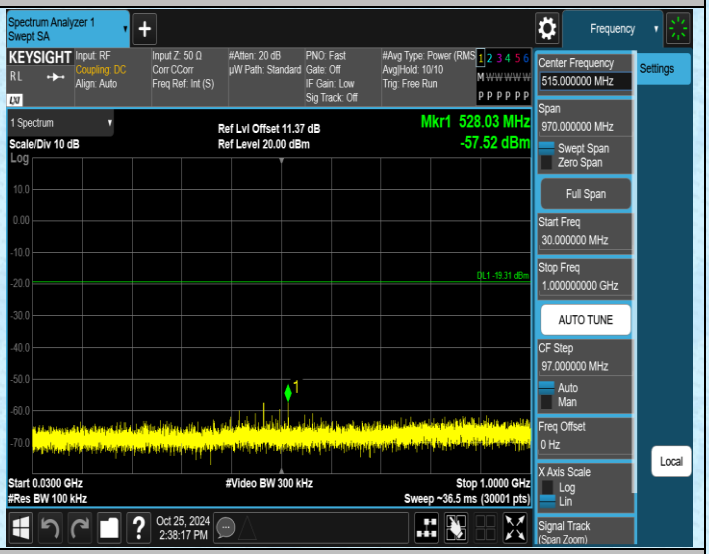


GFSK-Ant1-2475-30~1000-PASS

GFSK-Ant1-2475-1000~26500-PASS

/

# AppendixI: Duty Cycle

## Test Result

| Test Mode | Antenna | Frequency[MHz] | Transmission Duration [ms] | Transmission Period [ms] | Duty Cycle [%] | Limit | Verdict |
|---|---|---|---|---|---|---|---|
| GFSK | Ant1 | 2408 | 1.33 | 3.85 | 34.55 | --- | --- |
| GFSK | Ant1 | 2440 | 1.34 | 3.86 | 34.72 | --- | --- |
| GFSK | Ant1 | 2475 | 1.33 | 3.85 | 34.55 | --- | --- |

## Test Graphs

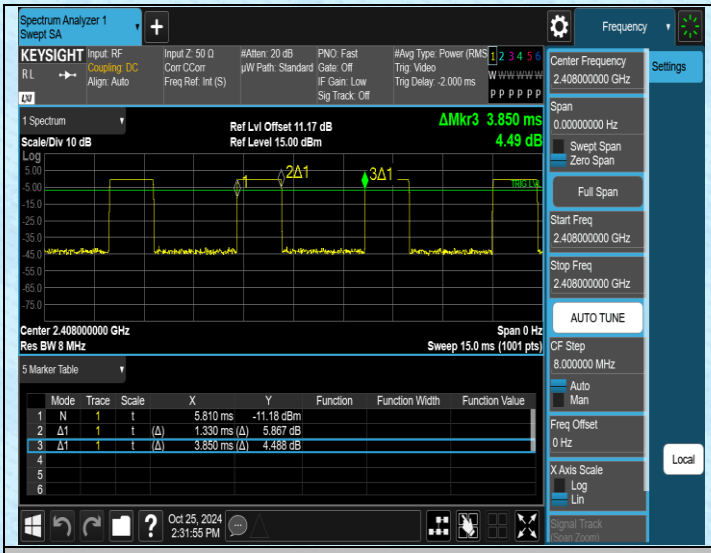


NTNV-GFSK-Ant1-2408

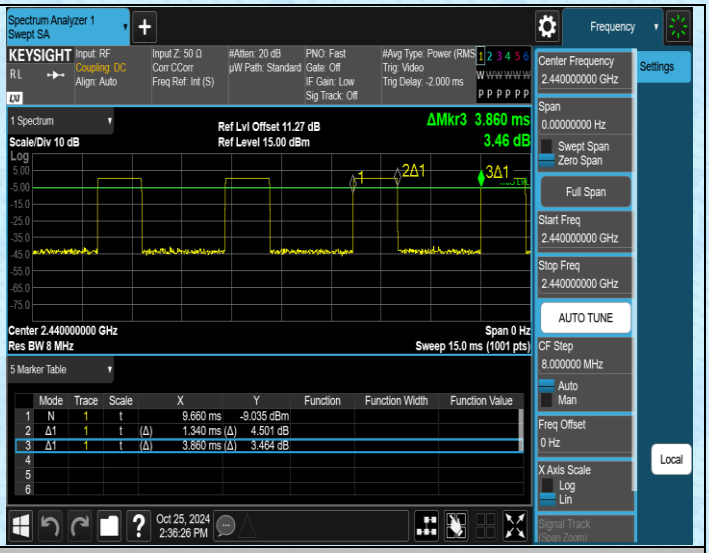


NTNV-GFSK-Ant1-2440

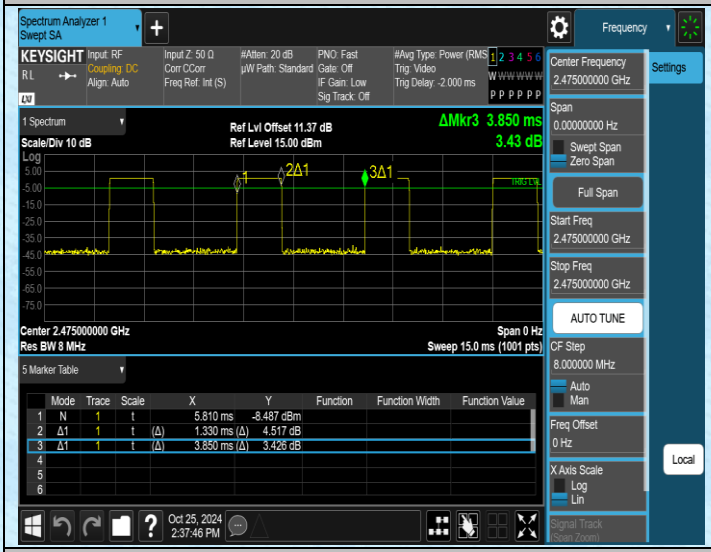


NTNV-GFSK-Ant1-2475

/

/

---End---