AppendixA: 20dB Emission Bandwidth

Test Result

Test Mode	Antenna	Frequency[MHz]	20db EBW[MHz]	FL[MHz]	FH[MHz]	Limit[MHz]	Verdict
TX	Ant1	2408	0.534	2407.712	2408.246	---	---
TX	Ant1	2440	0.534	2439.718	2440.252	---	---
TX	Ant1	2475	0.534	2474.722	2475.256	---	---

Test Graphs

TX-Ant1-2408

TX-Ant1-2440

TX-Ant1-2475

/

/

AppendixB: Occupied Channel Bandwidth

Test Result

Test Mode	Antenna	Frequency[MHz]	OCB [MHz]	FL[MHz]	FH[MHz]	Limit[MHz]	Verdict
TX	Ant1	2408	0.53096	2407.7107	2408.2417	---	---
TX	Ant1	2440	0.52900	2439.7163	2440.2453	---	---
TX	Ant1	2475	0.52872	2474.7203	2475.2490	---	---

Test Graphs

TX-Ant1-2408

TX-Ant1-2440

TX-Ant1-2475

/

AppendixC: Maximum conducted output power

Test Result

Test Mode	Antenna	Frequency[MHz]	Result[dBm]	Limit[dBm]	Verdict
TX	Ant1	2408	11.85	≤20.97	PASS
TX	Ant1	2440	10.91	≤20.97	PASS
TX	Ant1	2475	10.34	≤20.97	PASS

Test Graphs

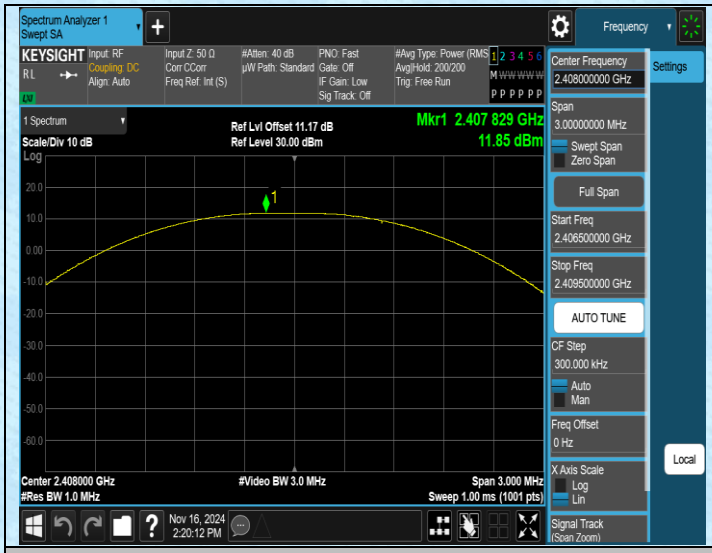

TX-Ant1-2408

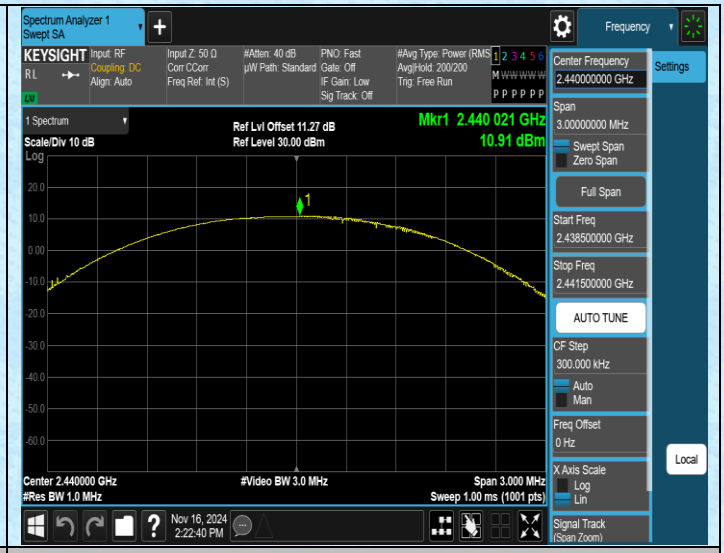

TX-Ant1-2440

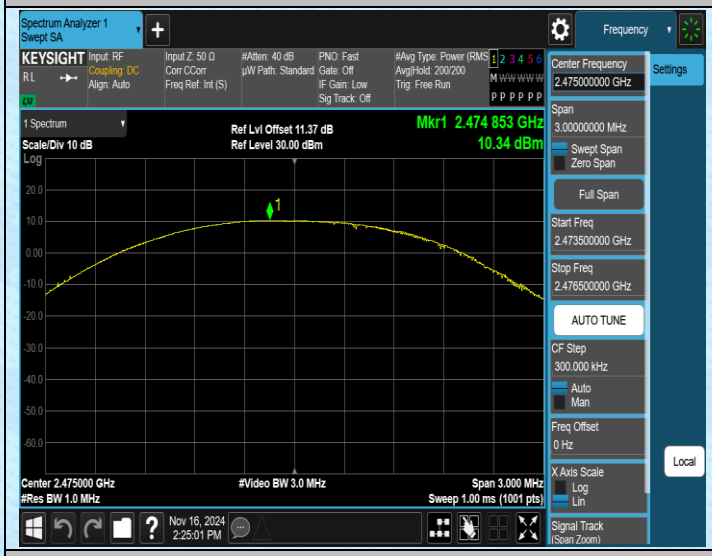

TX-Ant1-2475

/

/

AppendixD: Carrier frequency separation

Test Result

Test Mode	Antenna	Frequency[MHz]	Result[MHz]	Limit[MHz]	Verdict
TX	Ant1	Hop_2408	4.00	0.534	PASS
TX	Ant1	Hop_2440	4.00	0.534	PASS
TX	Ant1	Hop_2475	11.02	0.534	PASS

Test Graphs

TX-Ant1-Hop_2408

TX-Ant1-Hop_2440

TX-Ant1-Hop_2475

/

/

AppendixE: Time of occupancy

Test Result

Test Mode	Antenna	Frequency[MHz]	BurstWidth [ms]	TotalHops [Num]	Result[ms]	Limit[ms]	Verdict
TX	Ant1	Hop_2408	0.7689	8	6.1512	≤400	PASS
TX	Ant1	Hop_2440	0.7702	9	6.9318	≤400	PASS
TX	Ant1	Hop_2475	0.7695	8	6.1560	≤400	PASS

Test Graphs

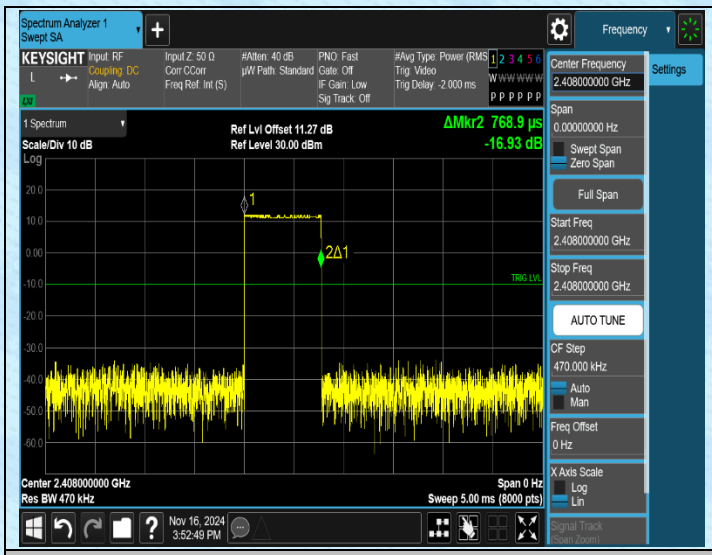

TX-Ant1-Hop_2408

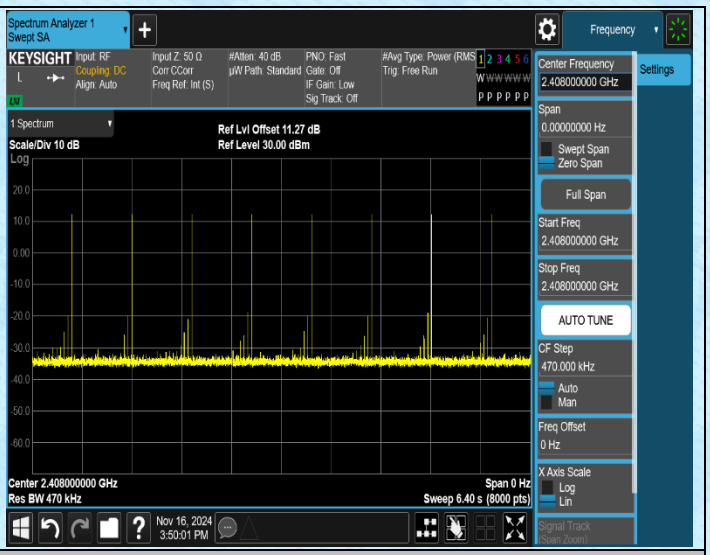

TX-Ant1-Hop_2408

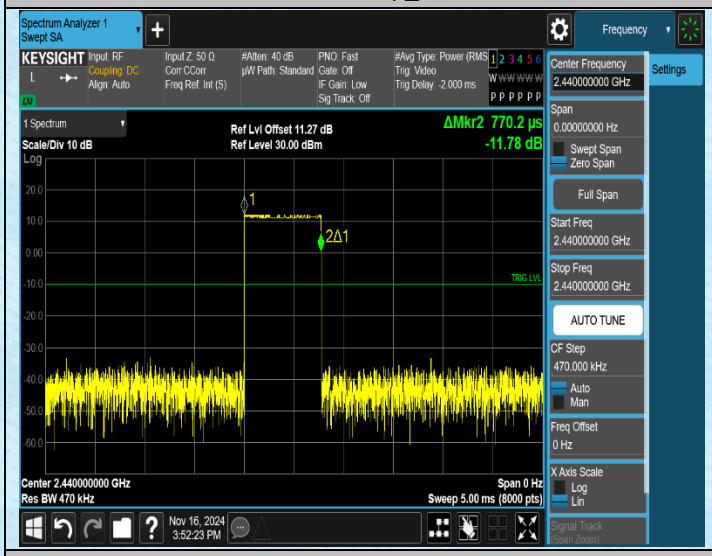

TX-Ant1-Hop_2440

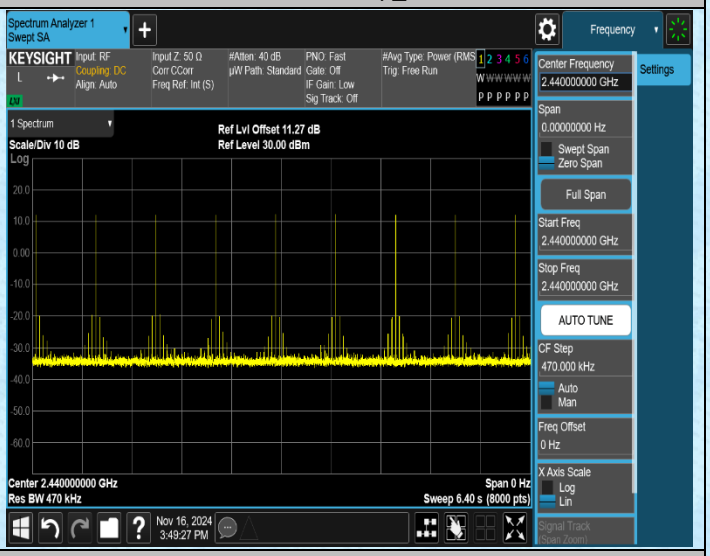

TX-Ant1-Hop_2440

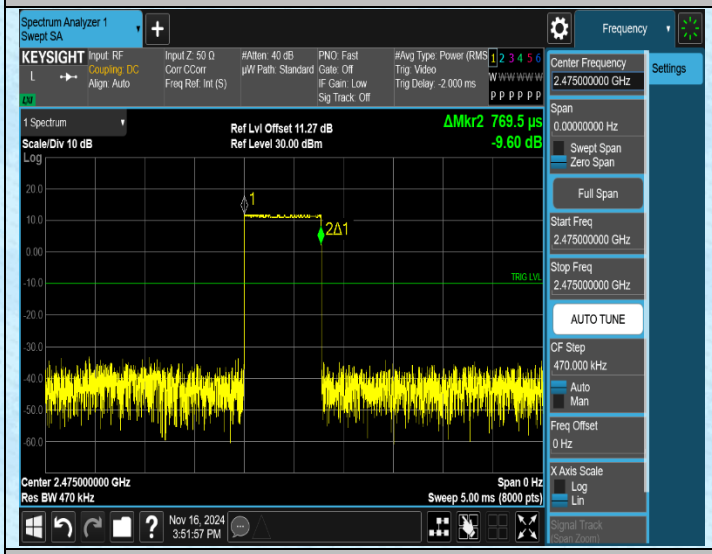

TX-Ant1-Hop_2475

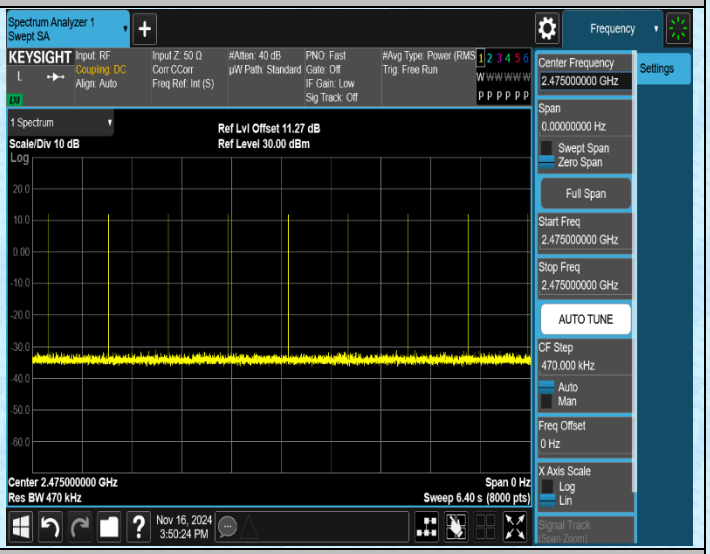

TX-Ant1-Hop_2475

AppendixF: Number of hopping channels

Test Result

Test Mode	Antenna	Frequency[MHz]	Result[Num]	Limit[Num]	Verdict
TX	Ant1	Hop	16	≥15	PASS

Test Graphs

TX-Ant1-Hop

AppendixG:Band edge measurements

Test Result

Test Mode	Antenna	ChName	Frequency[MHz]	RefLevel [dBm]	Result [dBm]	Limit [dBm]	Verdict
TX	Ant1	Low	2408	11.72	-37.97	≤-8.28	PASS
TX	Ant1	High	2475	10.14	-44.42	≤-9.86	PASS
TX	Ant1	Low	Hop_2408	11.88	-47.59	≤-8.12	PASS
TX	Ant1	High	Hop_2475	11.28	-47.47	≤-8.72	PASS

Test Graphs

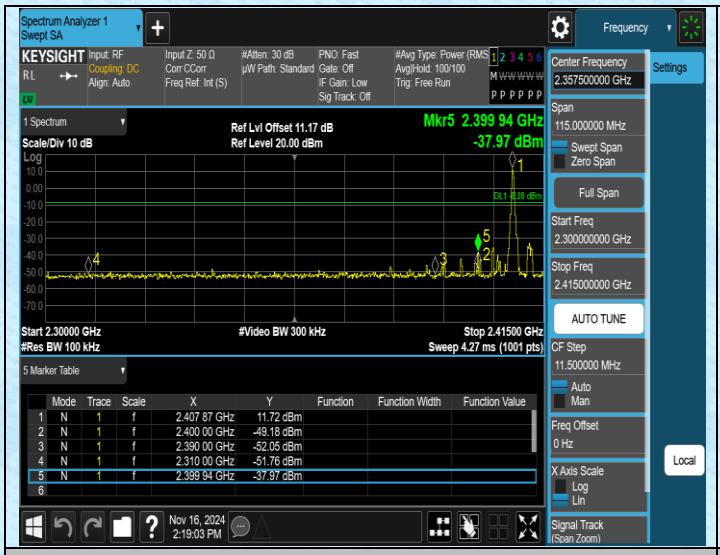

TX-Ant1-2408

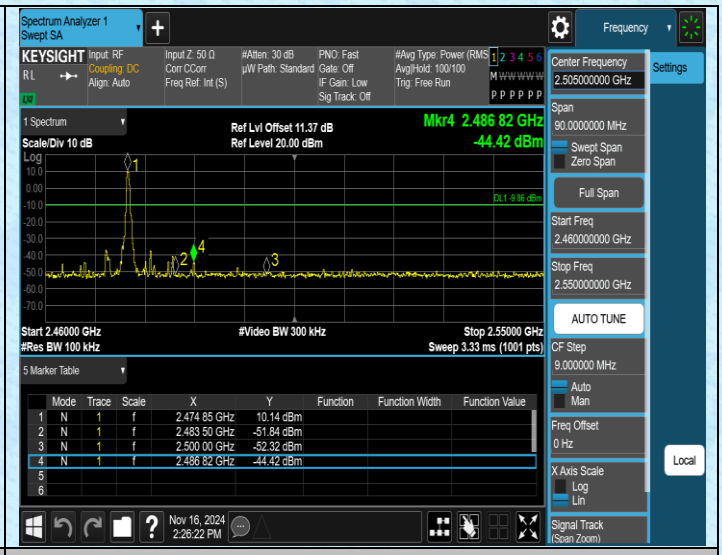

TX-Ant1-2475

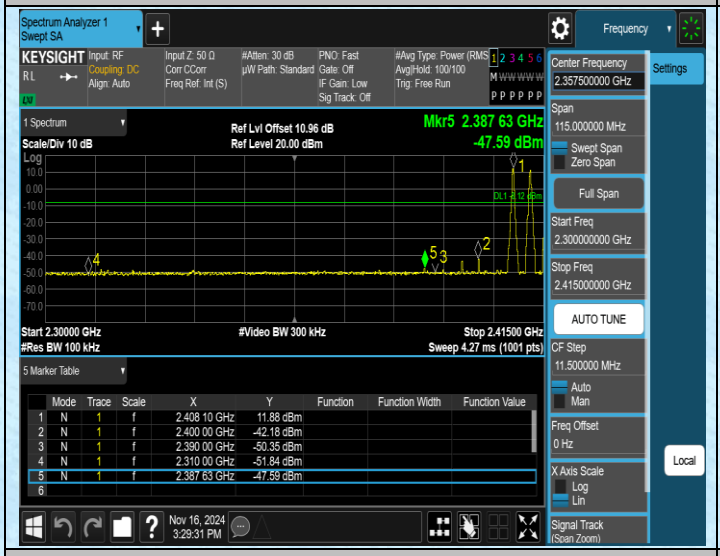

TX-Ant1-Hop_2408

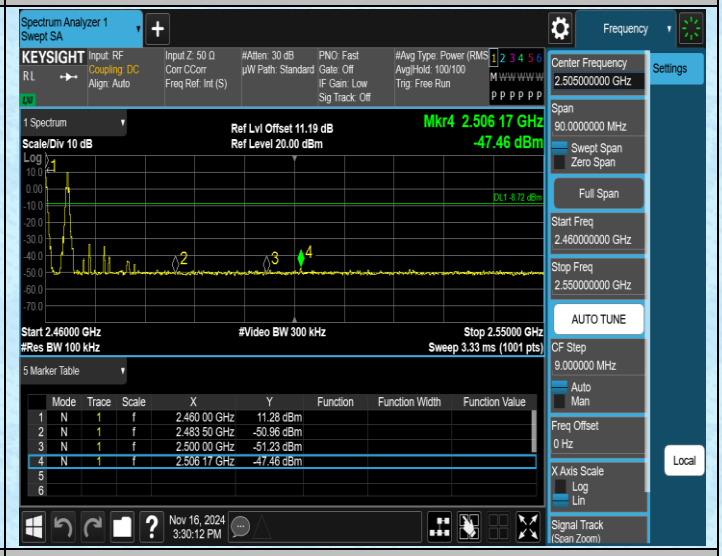

TX-Ant1-Hop_2475

AppendixH:Conducted Spurious Emission

Test Result

Test Mode	Antenna	Frequency[MHz]	FreqRange [MHz]	RefLevel [dBm]	Result [dBm]	Limit [dBm]	Verdict
TX	Ant1	2408	0~Reference	11.72	11.72	---	PASS
TX	Ant1	2408	30~1000	11.72	-61.19	≤-8.28	PASS
TX	Ant1	2408	1000~26500	11.72	-39.69	≤-8.28	PASS
TX	Ant1	2440	0~Reference	10.38	10.38	---	PASS
TX	Ant1	2440	30~1000	10.38	-61.1	≤-9.62	PASS
TX	Ant1	2440	1000~26500	10.38	-39.24	≤-9.62	PASS
TX	Ant1	2475	0~Reference	10.10	10.10	---	PASS
TX	Ant1	2475	30~1000	10.10	-62.21	≤-9.9	PASS
TX	Ant1	2475	1000~26500	10.10	-40.31	≤-9.9	PASS

Test Graphs

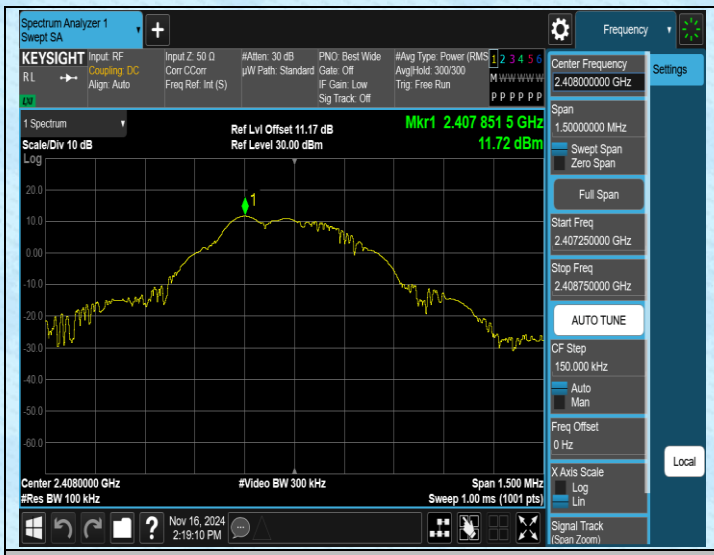

TX-Ant1-2408-0~Reference

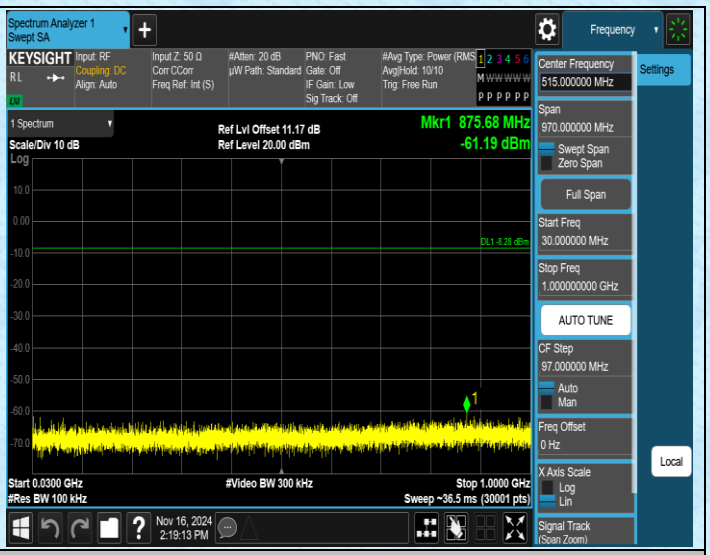

TX-Ant1-2408-30~1000

TX-Ant1-2408-1000~26500

TX-Ant1-2440-0~Reference

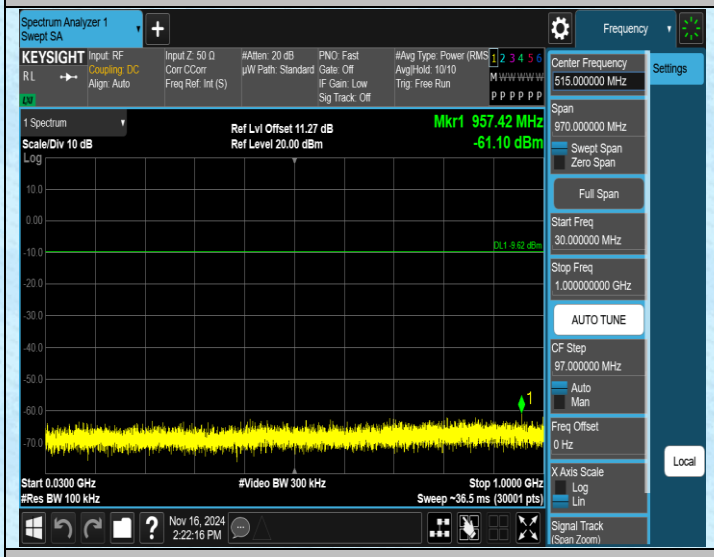

TX-Ant1-2440-30~1000

TX-Ant1-2440-1000~26500

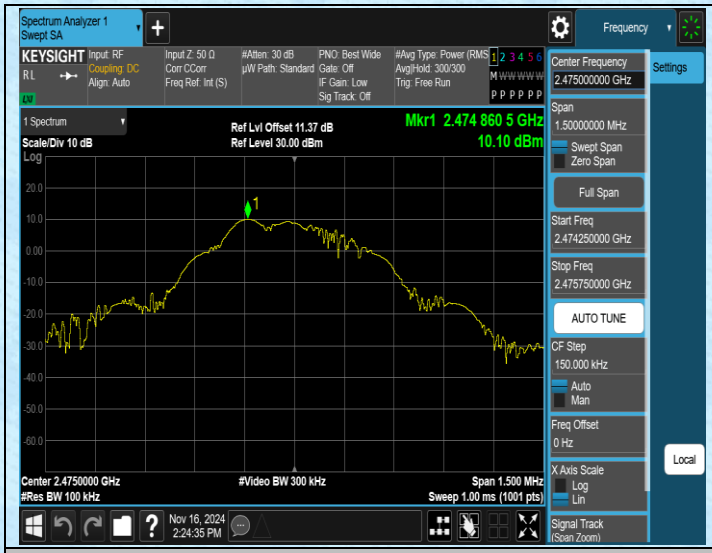

TX-Ant1-2475-0~Reference

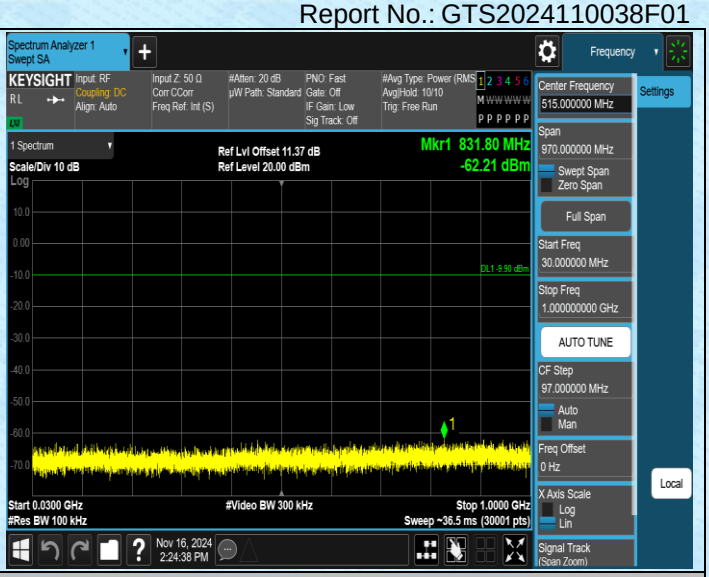

TX-Ant1-2475-30~1000

TX-Ant1-2475-1000~26500

/

/

AppendixI: Duty Cycle

Test Result

Test Mode	Antenna	Frequency[MHz]	Transmission Duration [ms]	Transmission Period [ms]	Duty Cycle [%]	Limit	Verdict
TX	Ant1	2408	0.76	3.28	23.17	---	---
TX	Ant1	2440	0.76	3.30	23.03	---	---
TX	Ant1	2475	0.76	3.30	23.03	---	---

Test Graphs

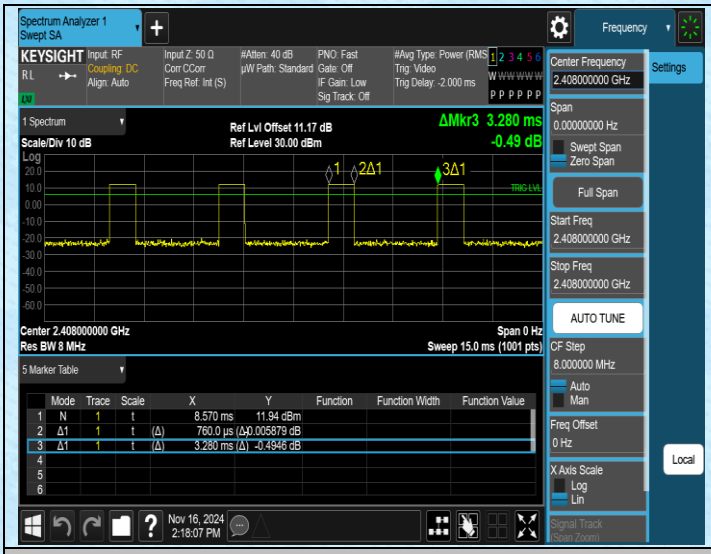

NTNV-TX-Ant1-2408

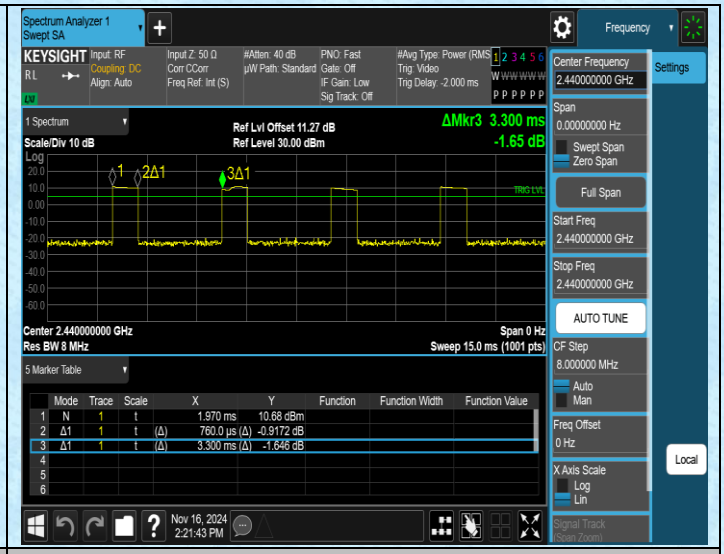

NTNV-TX-Ant1-2440

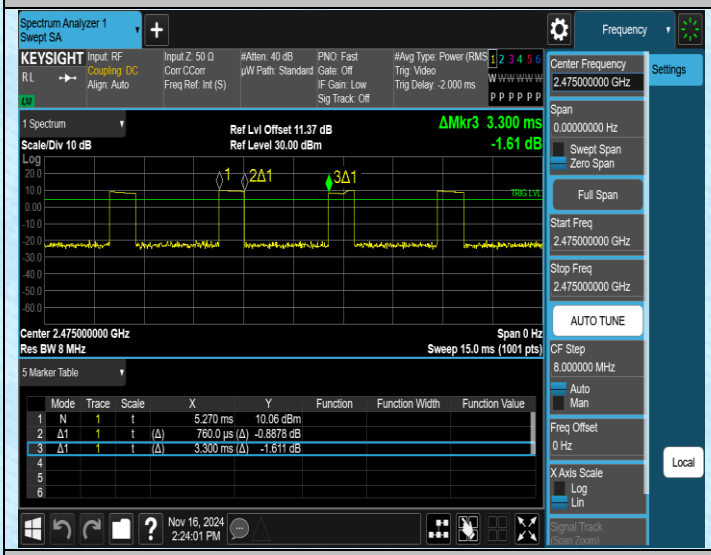

NTNV-TX-Ant1-2475

/

/

---End---