AppendixA: 20dB Emission Bandwidth

Test Result

Test Mode	Antenna	Frequency[MHz]	20db EBW[MHz]	FL[MHz]	FH[MHz]	Limit[MHz]	Verdict
TX	Ant1	2408	0.542	2407.708	2408.250	---	---
TX	Ant1	2440	0.542	2439.726	2440.268	---	---
TX	Ant1	2475	0.546	2474.724	2475.270	---	---

Test Graphs

TX-Ant1-2408

TX-Ant1-2440

TX-Ant1-2475

/

/

AppendixB: Occupied Channel Bandwidth

Test Result

Test Mode	Antenna	Frequency[MHz]	OCB [MHz]	FL[MHz]	FH[MHz]	Limit[MHz]	Verdict
TX	Ant1	2408	0.54127	2407.7042	2408.2455	---	---
TX	Ant1	2440	0.54025	2439.7208	2440.2610	---	---
TX	Ant1	2475	0.54176	2474.7203	2475.2621	---	---

Test Graphs

TX-Ant1-2408

TX-Ant1-2440

TX-Ant1-2475

/

AppendixC: Maximum conducted output power

Test Result

Test Mode	Antenna	Frequency[MHz]	Result[dBm]	Limit[dBm]	Verdict
TX	Ant1	2408	12.19	≤20.97	PASS
TX	Ant1	2440	12.73	≤20.97	PASS
TX	Ant1	2475	11.91	≤20.97	PASS

Test Graphs

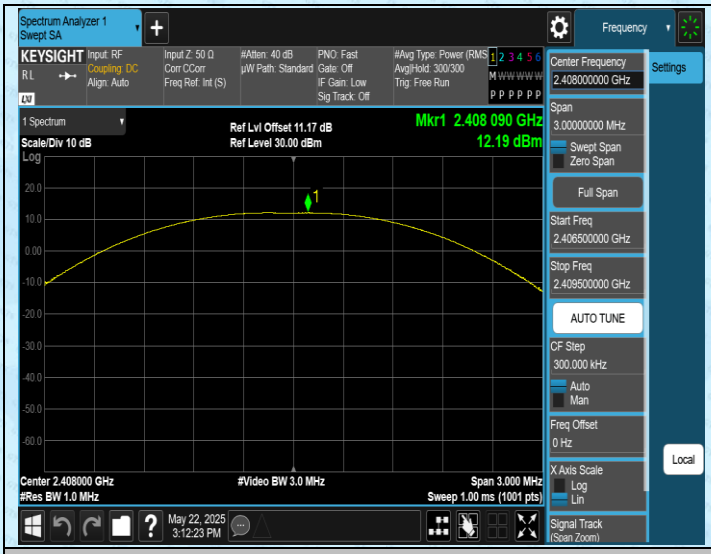

TX-Ant1-2408-PASS

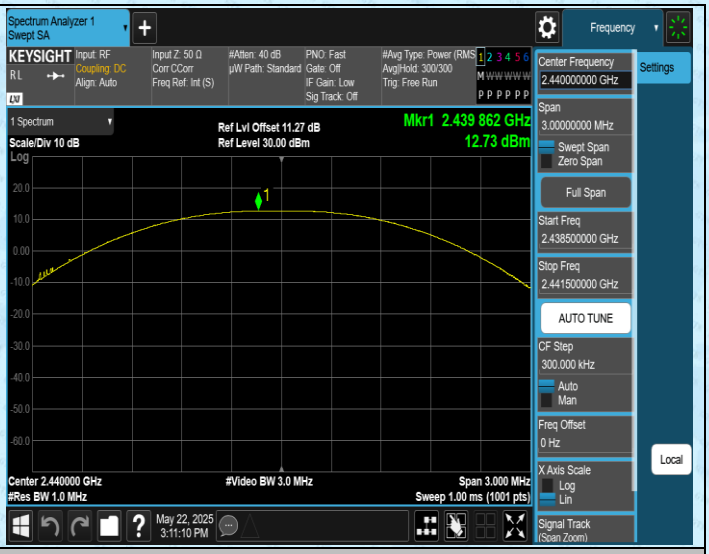

TX-Ant1-2440-PASS

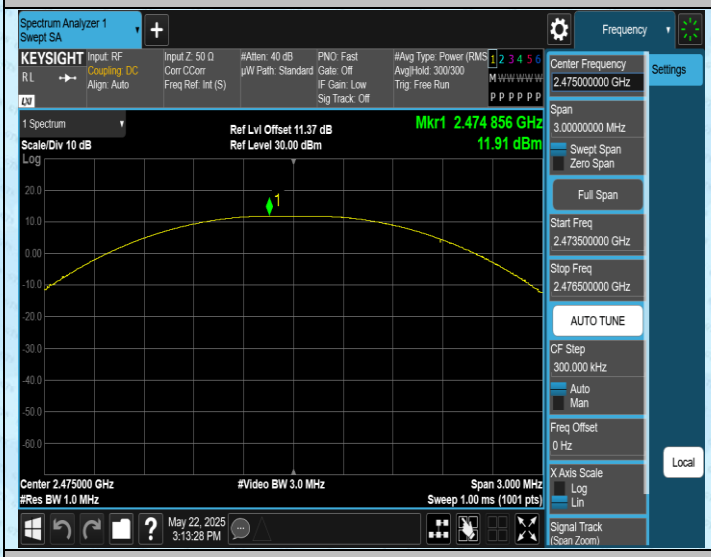

TX-Ant1-2475-PASS

/

/

AppendixD: Carrier frequency separation

Test Result

Test Mode	Antenna	Frequency[MHz]	Result[MHz]	Limit[MHz]	Verdict
TX	Ant1	Hop_2408	3.997	0.542	PASS
TX	Ant1	Hop_2440	4.004	0.542	PASS
TX	Ant1	Hop_2475	10.998	0.546	PASS

Test Graphs

TX-Ant1-Hop_2408

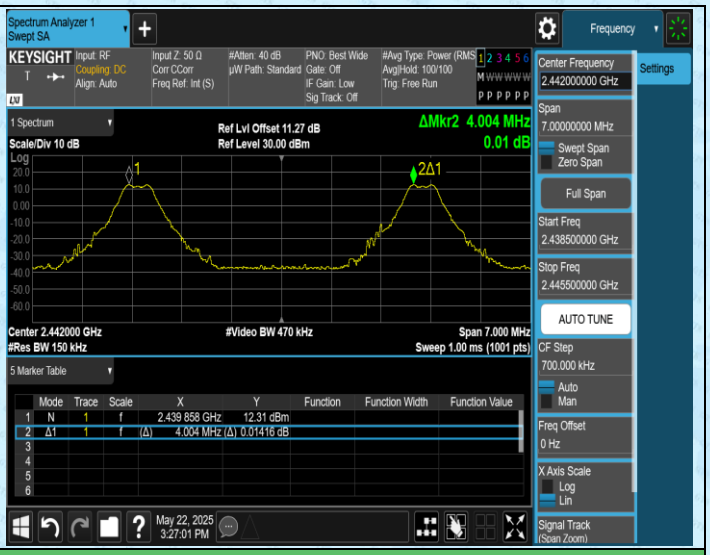

TX-Ant1-Hop_2440

TX-Ant1-Hop_2475

/

/

AppendixE: Time of occupancy

Test Result

Test Mode	Antenna	Frequency[MHz]	BurstWidth [ms]	TotalHops [Num]	Result[ms]	Limit[ms]	Verdict
TX	Ant1	Hop_2408	0.7701	9	6.9309	≤400	PASS
TX	Ant1	Hop_2440	0.7707	9	6.9363	≤400	PASS
TX	Ant1	Hop_2475	0.7701	9	6.9309	≤400	PASS

Test Graphs

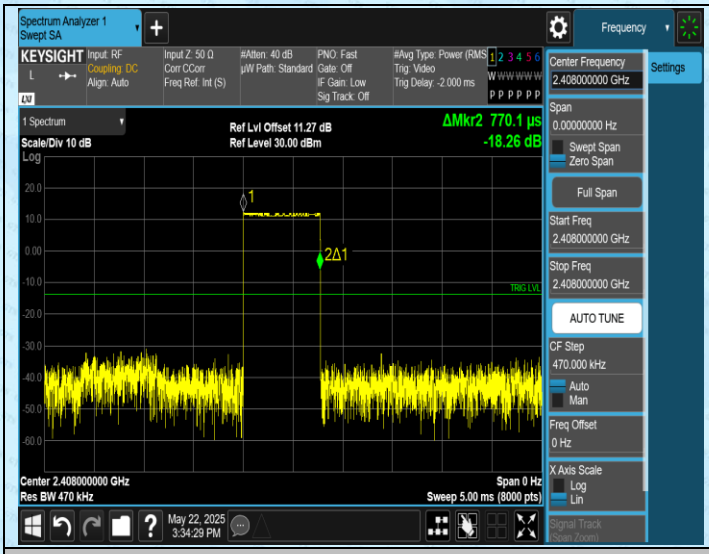

TX-Ant1-Hop_2408

TX-Ant1-Hop_2408

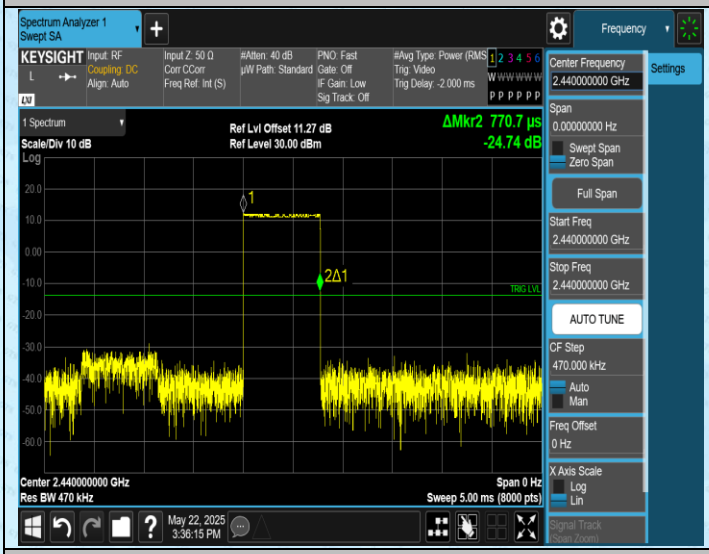

TX-Ant1-Hop_2440

TX-Ant1-Hop_2440

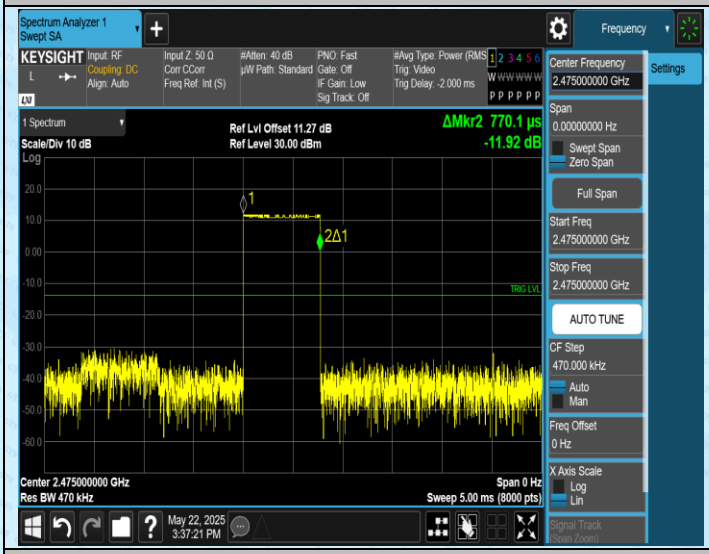

TX-Ant1-Hop_2475

TX-Ant1-Hop_2475

AppendixF: Number of hopping channels

Test Result

Test Mode	Antenna	Frequency[MHz]	Result[Num]	Limit[Num]	Verdict
TX	Ant1	Hop	16	≥15	PASS

Test Graphs

/

TX-Ant1-Hop-PASS

/

AppendixG:Band edge measurements

Test Result

Test Mode	Antenna	ChName	Frequency[MHz]	RefLevel [dBm]	Result [dBm]	Limit [dBm]	Verdict
TX	Ant1	Low	2408	12.13	-38.8	≤-7.87	PASS
TX	Ant1	High	2475	11.93	-41.13	≤-8.07	PASS
TX	Ant1	Low	Hop_2408	12.08	-47.83	≤-7.92	PASS
TX	Ant1	High	Hop_2475	11.13	-47.77	≤-8.87	PASS

Test Graphs

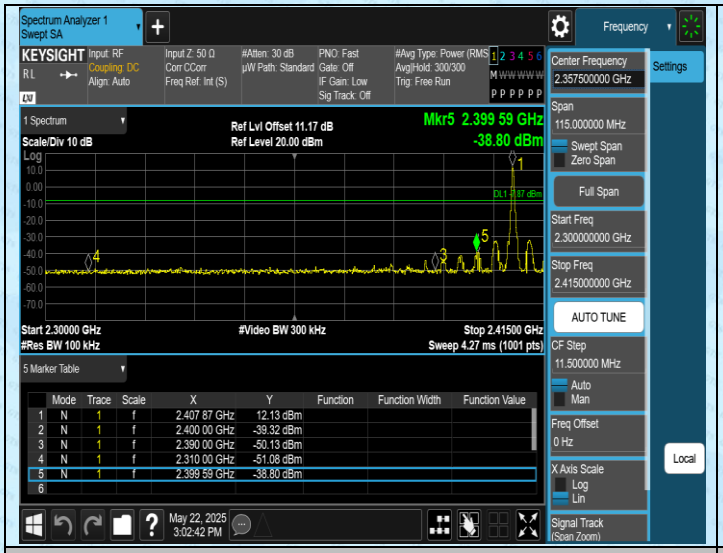

TX-Ant1-2408-PASS

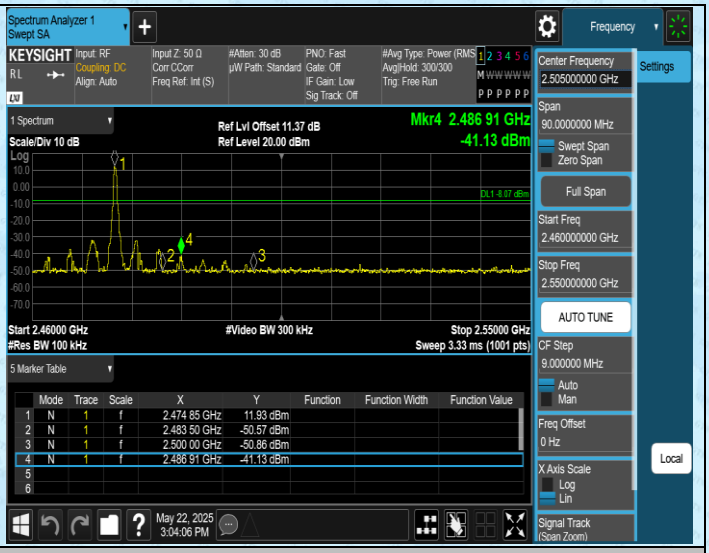

TX-Ant1-2475-PASS

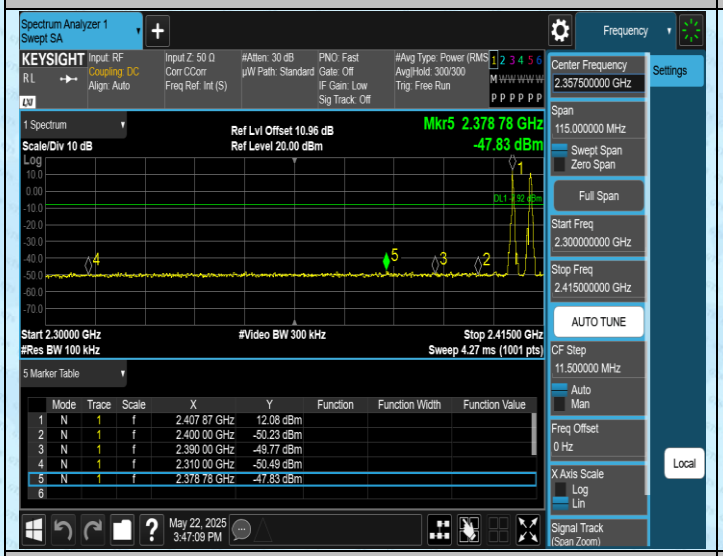

TX-Ant1-Hop_2408-PASS

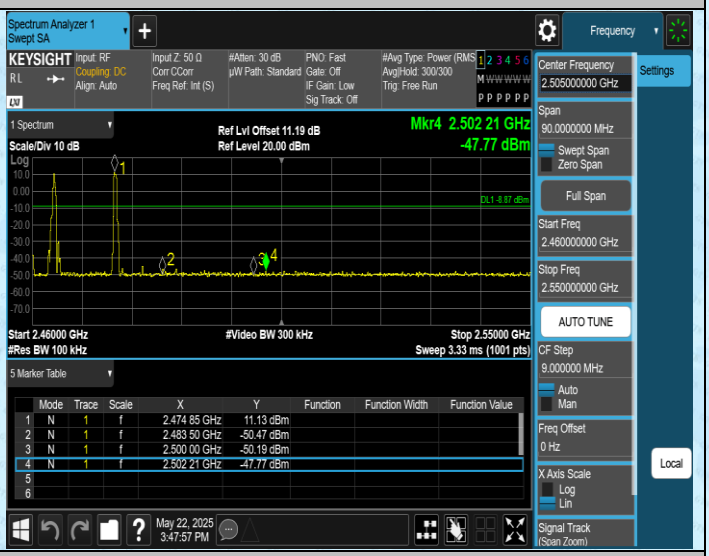

TX-Ant1-Hop_2475-PASS

AppendixH:Conducted Spurious Emission

Test Result

Test Mode	Antenna	Frequency[MHz]	FreqRange [MHz]	RefLevel [dBm]	Result [dBm]	Limit [dBm]	Verdict
TX	Ant1	2408	0~Reference	12.13	12.13	---	PASS
TX	Ant1	2408	30~1000	12.13	-62.59	≤-7.87	PASS
TX	Ant1	2408	1000~26500	12.13	-41.01	≤-7.87	PASS
TX	Ant1	2440	0~Reference	12.84	12.84	---	PASS
TX	Ant1	2440	30~1000	12.84	-62.59	≤-7.16	PASS
TX	Ant1	2440	1000~26500	12.84	-40.27	≤-7.16	PASS
TX	Ant1	2475	0~Reference	11.88	11.88	---	PASS
TX	Ant1	2475	30~1000	11.88	-62.11	≤-8.12	PASS
TX	Ant1	2475	1000~26500	11.88	-39.88	≤-8.12	PASS

Test Graphs

TX-Ant1-2408-0~Reference-PASS

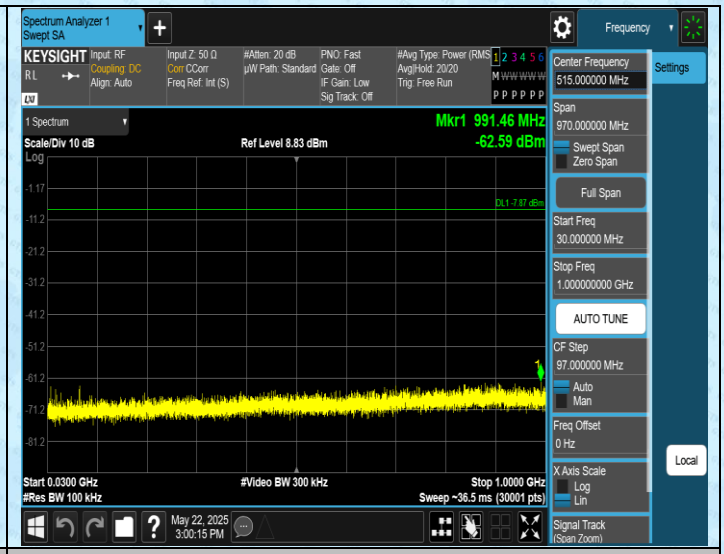

TX-Ant1-2408-30~1000-PASS

TX-Ant1-2408-1000~26500-PASS

TX-Ant1-2440-0~Reference-PASS

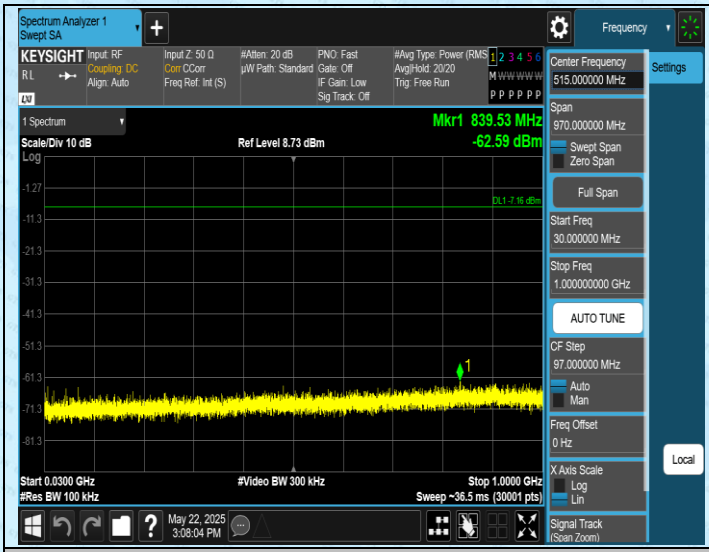

TX-Ant1-2440-30~1000-PASS

TX-Ant1-2440-1000~26500-PASS

TX-Ant1-2475-0~Reference-PASS

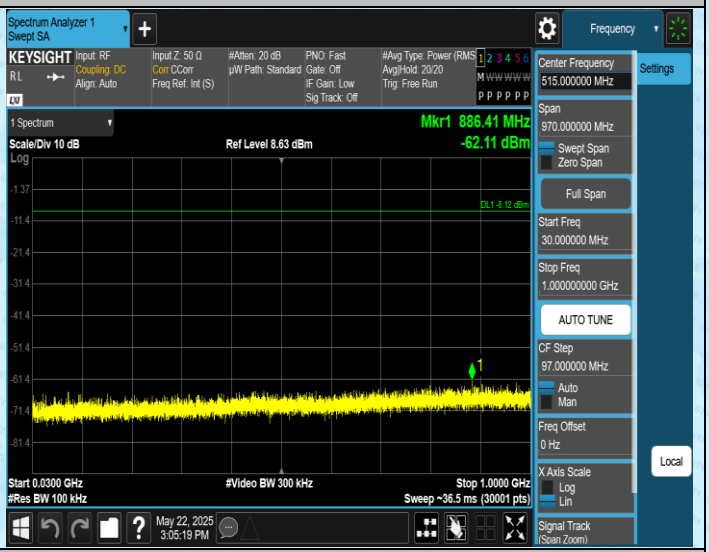

TX-Ant1-2475-30~1000-PASS

TX-Ant1-2475-1000~26500-PASS

/

/

AppendixI: Duty Cycle

Test Result

Test Mode	Antenna	Frequency[MHz]	Transmission Duration [ms]	Transmission Period [ms]	Duty Cycle [%]	Limit	Verdict
TX	Ant1	2408	0.76	3.28	23.17	---	---
TX	Ant1	2440	0.76	3.28	23.17	---	---
TX	Ant1	2475	0.76	3.28	23.17	---	---

Test Graphs

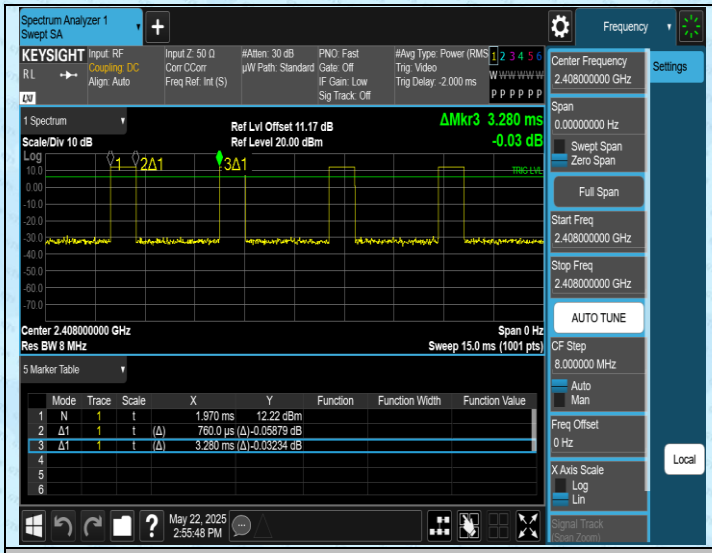

NTNV-TX-Ant1-2408

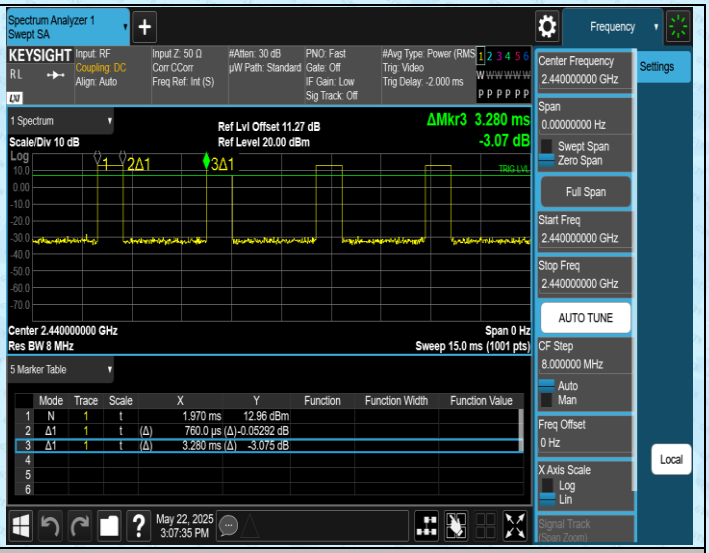

NTNV-TX-Ant1-2440

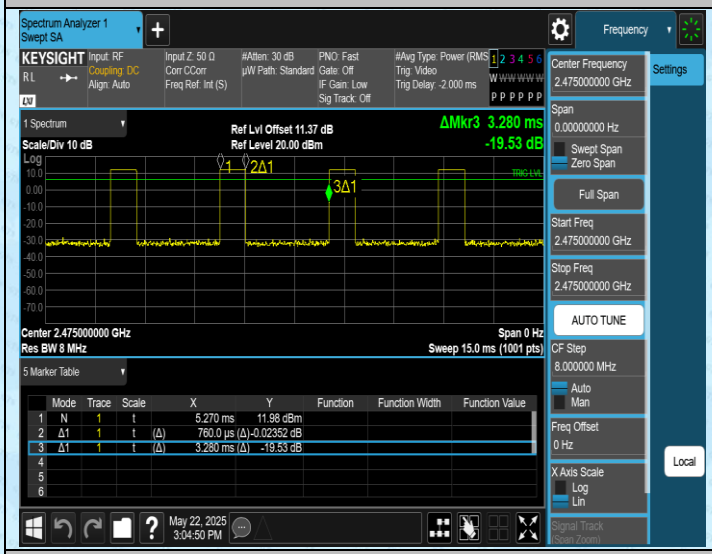

NTNV-TX-Ant1-2475

/

/

---End---