## Product Feature

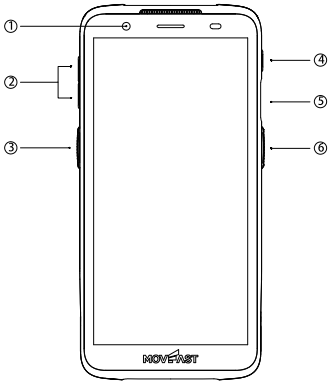


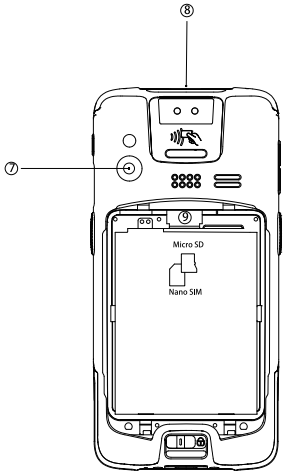


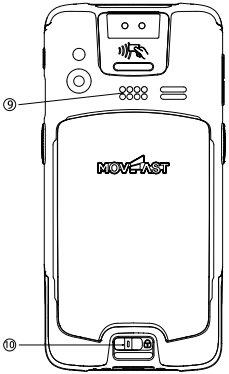


## Function Quick Guide

**① Front Camera**

**② Volume Button**

To turn Volume Up and Down

**③ Scan Button**

Press the button to scan the 1D/2D Barcode

**④ Function Button**

Setup shortcut function in [Setting]---[Key Map]

**⑤ Power Button**

Short Press: Wake up/Lock the device

Long Press: Device is Off: Press and Hold 2-3 seconds to Turen On the device

Device is On: Press and Hold 2-3 Seconds to open the page of select Restart or Restart

Forced Reboot: Press and Hold 9 seconds to Reboot the Device when system crashes

**⑥ Scan Button -**Press the button to scan the 1D/2D Barcode

**⑦ Rear Camera**

For Photo taking and 1D/2D Barcode scanning

**⑧ Barcode Scanner**

Caution: Bright Light, Do not Aim or Align the scanner with eyes!

**⑨ Extension PIN**

For related accessories connection

**⑩ Back Cover Lock**

Locked Unlocked

K7612000362LA

## Notice

**Safety**

*Charging

Connect the device with the plug or the socket corresponding to the marked input of the power adapter; To avoid injury, unauthorized person shall not open the power adapter;

This product may cause radio interference in living environments. In that case, the user may be required to take adequate measures against interference.

*Battery Replacement:

1. Explosion danger may arise if replacing with the wrong battery!
2. The replaced battery shall be disposed of by maintenance personnel and please do not throw it into fire

**Significant Safety Instructions**

* Do not install or use the device during lightning storms to avoid the potential risks of lightning shock;
* To avoid the damages of eyes and safety, Do not Aim or Align Scanner with eyes;
* Please turn off the power immediately if you notice abnormal odor, heat, or smoke;

**Suggestions**

• Do not use the device near water or moisture to prevent liquid from falling into the device;

• Do not use the device in extremely cold or hot environments, such as near flames or lit cigarettes;

• Do not drop, throw or bend the device;

• Use the device in a clean and dust-free environment if possible to prevent small items from falling into the device;

• Please do not use the device near medical equipment without permission;

• The operating temperature should be-20°C~50°C.

**Statements**

Movfast does not assume responsibility for the following actions:

• Damages caused by use and maintenance without complying with the conditions specified in this guide;

• Movfast will not assume any responsibilities for the damages or problems caused by optional items or consumables (rather than the initial products or approved products of Movfast ). The customer\users is not entitled to change or modify the product without our consent.

• The product's operating system supports official system updates from Movfast, but if you change the operating system into a third party ROM system or alter the system files by system cracking, it may cause system instability and security risks and threats.

**Disclaimer**

As a result of product upgrading, some details in this document may not match the product, and the actual product shall prevail. Movfast reserves the right to interpretation of this document. Movfast also reserves the right to alter this document without prior notice.

## PRODUCT SAFETY WARNINGS

**PRODUCT SAFETY WARNINGS**

To prevent possible injury, please read all instructions and safety information before you use the product.

Operating temperature: -20°C ~ 45°C

**Battery Safety**

Battery Standard: Build-in 60mAh Hot Plug Battery

Ranger 2, 3.85 V; 5,000 mAh Li-Ion Polymer Battery

Charge battery only at ambient temperatures ranging from 0°C to 40°C.

(1) CAUTION: Danger of explosion if battery is incorrectly replaced.

Replace only with the same or equivalent type of battery recommended by the manufacturer.

Dispose of used batteries according to the battery manufacturer's instructions.

(2) CAUTION: RISK OF EXPLOSION IF BATTERY IS REPLACED BY AN INCORRECT TYPE.

## MovFast Application

| | |
|---|---|
| Barcode Utility | The application of scanning and decoding.<br>Effectively recognizing, outputting the corresponding code, verification information |
| MovStage | MovStage helps users easily batch configure multiple PDA devices, with installing applications, configuring setting and Kiosk application .etc functions. This tool increases efficiency, reduces repeat work and errors in manual operations. |
| Kiosk | Provide the user with a dedicated, functionally limited single application mode.<br>Limit PDA devices to workstations dedicated to a specific application. Provide the user with a tool that provides security, privacy and ensures that the user is focused on a specific application. |

## PRODUCT SAFETY WARNINGS

| | |
|---|---|
| CE | The equipment meets the requirements of the relevant regulations and standards of the European Economic Area.CE marking is a harmonized certification system set up by the European Union in order to ensure that products meet the basic requirements for safety, health and the environment during their free circulation and sale in the European market. |
| FC | The device has been tested and evaluated by the Federal Communications Commission (FCC) and complies with the relevant radio spectrum and electromagnetic compatibility requirements in the U.S. FCC certification ensures that the device is legal for sale and use in the U.S. |

# T 15

## Quick Start Guide

MOVFAST

FCC Statement

Any Changes or modifications not expressly approved by the party responsibl e for compliance could void the user's authority to operate the equipment. This device complies with part 15 of the FCC Rules. Operation is subject to the following two conditions:

(1) This device may not cause harmful interference

(2) This device must accept any interference received, including interference that may cause undesired operation.

Note : This equipment has been tested and found to comply with the limits for a Class B digital device, pursuant to part 15 of the FCC Rules. These limits are designed to provide reasonable protection against harmful interference in a residential installation. This equipment generates,uses and can radiate radio frequency energy and, if not installed and used in accordance with the instructions, may cause harmful interference to radio communications. However, there is no guarantee that interference will not occur in a particular installation. If this equipment does cause harmful interference to radio or television reception, which can be determined by turning the equipment off and on, the user is encouraged to try to correct the interference by one or more of the following measures:

—Reorient or relocate the receiving antenna.

—Increase the separation between the equipment and receiver.

—Connect the equipment into an outlet on a circuit different from that to which the receiver is connected.

—Consult the dealer or an experienced radio/TV technician for help.

RF Exposure Information (SAR) :

This device meets the government's requirements for exposure to radio waves. This device is designed and manufactured not to exceed the emission limits for exposure to radio frequency (RF) energy set by the Federal Communications Commission of the U.S. Government.

The exposure standard for wireless devices employs a unit of measurement known as the Specific Absorption Rate, or SAR. The SAR limit set by the FCC is 1.6 W/kg. *Tests for SAR are conducted using standard operating positions accepted by the FCC with the device transmitting at its highest certified power level in all tested frequency bands.

Although the SAR is determined at the highest certified power level, the actual SAR level of the device while operating can be well below the maximum value. This is because the device is designed to operate at multiple power levels so as to use only the poser required to reach the network. In general, the closer you are to a wireless base station antenna, the lower the power output.

The highest SAR value for the device as reported to the FCC when worn on the body, as described in this user guide, is 1.04W/kg (Body-worn measurements differ among devices, depending upon available enhancements and FCC requirements.)

The highest SAR value for the device as reported to the FCC when worn on the head, as described in this user guide, is 0.86W/kg

While there may be differences between the SAR levels of various devices and at various positions, they all meet the government requirement. The FCC has granted an Equipment Authorization for this device with all reported SAR levels evaluated as in compliance with the FCC RF exposure guidelines. SAR information on this device is on file with the FCC and can be found under the Display Grant section of http://

www.fcc.gov/oet/fccid after searching on FCC ID: 2A2UU-MF-T1522

For body worn operation, this device has been tested and meets the FCC RF exposure guidelines for use with an accessory that contains no metal and the positions the device minimum of 10 mm from the body . Use of other enhancements may not ensure compliance with FCC RF exposure guidelines. If you do not use a body-worn accessory position the device a minimum of 10 mm from your body when the device is switched on at its highest certified power level in all tested frequency bands.