Wireless Car Charger
User Manual

Specification

Model	OJD-78
Input	5V/2A 9V/2A 12V/1.5A
Power	5W/7.5W/10W/15W
Product Size	94*64*26mm
Output Port	Type-c
Charging Efficiency	⩾72%
Charging Distance	⩽6mm
Material	ABS
Color	Black

Packing List

Wireless Car Charger x1
User Manual x1
1m Type-c Cable x1

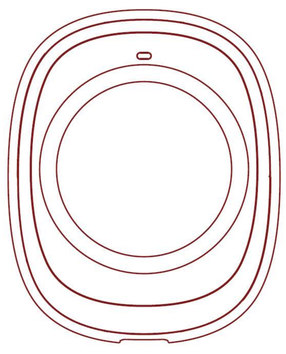

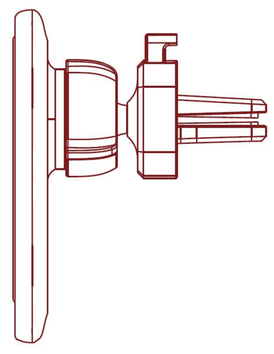

Suitable for iPhone 12, iPhone 12 mini, iPhone 12 Pro, iPhone 12 Pro Max and new mobile phones that support magnet wireless charging.

Steps For Usage

1. Install the air outlet clip on the product and fix it on the air outlet of the automobile air conditioner.
2. Connect the Type-C charging cable to the product and the power supply, turn on the power supply and confirm the connection.
3. Place iPhone12 or other models in the same series on the magnetic wireless car charger, and start charging after magnetic suction.
4. If the magnetic attraction is out of position, it will cause charging failure, and you need to adjust the position of the phone.

State	Standby	Charging	FOD
Indicator light	Red	Blue	Blue flashing

Tip:

1. It is recommended to use PD or QC 3.0 adapter.
2. Do not disassemble this product at will.
3. Do not use this product in a high temperature, humid environment, please stay away from fire and water.
4. When using the USB-C power adapter, please make sure that the cable is fully inserted into the power adapter before plugging the adapter into the power outlet.
5. When using this product, please do not place metal foreign objects (such as keys, coins, batteries or jewelry) on it, otherwise it will cause abnormal charging or hotness.

RoHS Made in China

车载无线充电器
使用说明书

规格参数

型号	OJD-78
输入	5V/2A 9V/2A 12V/1.5A
功率	5W/7.5W/10W/15W
产品尺寸	94*64*26mm
输出端口	Type-c
充电效率	⩾72%
充电传输距离	⩽6mm
材质	ABS
颜色	黑

包装清单

车载无线充电器x1
说明书x1
1米Type-c充电线x1

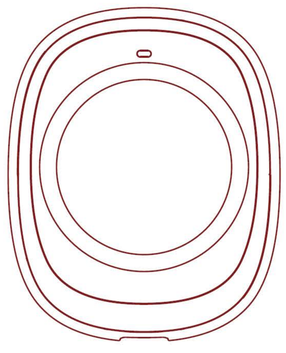

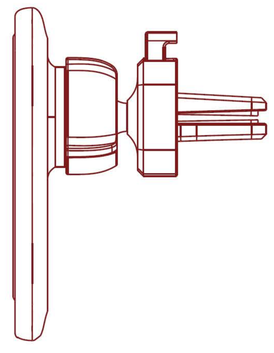

适用于iPhone 12、iPhone 12 mini、iPhone 12 Pro、iPhone 12 Pro Max以及新款支持磁吸无线充电的手机。

使用步骤

1.将出风口夹子安装到产品上，并固定在汽车空调出风口处。
2.将type-c充电线连接产品和电源，接通电源并确认连接好。
3.将iPhone12或同系列其他型号手机放置在磁吸车载无线充电器上，磁吸对位后开始充电。
4.如果磁吸不对位，会导致充电失败，需调整手机位置。

状态	待机	充电	异物检测
指示灯	红灯长亮	蓝灯长亮	蓝色闪烁

提示：

1.建议使用PD或QC 3.0的适配器。
2.切勿随意拆卸本产品。
3.切勿在高温、潮湿环境下使用本产品，请远离火源和水。
4.使用USB-C电源适配器时，在将适配器插入电源插座之前，请确保连接线已完全插入电源适配器。
5.在使用本产品时，请勿在其上放置金属异物（如钥匙、硬币、电池或珠宝），否则会造成充电异常或者发烫。

RoHS Made in China

FCC WARNING

This device complies with part 15 of the FCC Rules. Operation is subject to the following two conditions: (1) this device may not cause harmful interference, and (2) this device must accept any interference received, including interference that may cause undesired operation.

Any changes or modifications not expressly approved by the party responsible for compliance could void the user's authority to operate the equipment.

NOTE: This equipment has been tested and found to comply with the limits for a Class B digital device, pursuant to Part 15 of the FCC Rules. These limits are designed to provide reasonable protection against harmful interference in a residential installation. This equipment generates, uses and can radiate radio frequency energy and, if not installed and used in accordance with the instructions, may cause harmful interference to radio communications. However, there is no guarantee that interference will not occur in a particular installation.

If this equipment does cause harmful interference to radio or television reception, which can be determined by turning the equipment off and on, the user is encouraged to try to correct the interference by one or more of the following measures:

-- Reorient or relocate the receiving antenna.

-- Increase the separation between the equipment and receiver.

-- Connect the equipment into an outlet on a circuit different from that to which the receiver is connected.

-- Consult the dealer or an experienced radio/TV technician for help.

To maintain compliance with FCC’s RF Exposure guidelines, This equipment should be installed and operated with minimum distance between 20cm the radiator your body: Use only the supplied antenna.