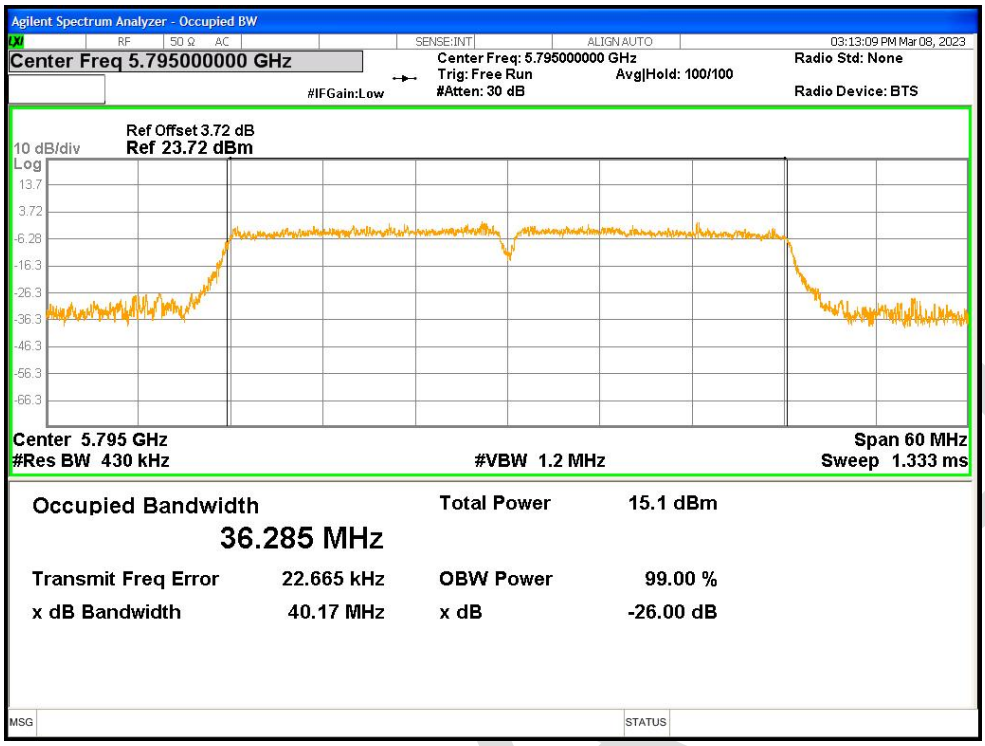
Agilent Spectrum Analyzer - Occupied BW
RF 50 Ω AC
SENSE:INT
ALIGN AUTO
03:13:09 PM Mar 08, 2023
Center Freq 5.795000000 GHz
Center Freq: 5.795000000 GHz
Trig: Free Run
Avg|Hold: 100/100
#Atten: 30 dB
#IFGain:Low
Radio Std: None
Radio Device: BTS
Ref Offset 3.72 dB
10 dB/div
Ref 23.72 dBm
Log
13.7
3.72
-6.28
-16.3
-26.3
-36.3
-46.3
-56.3
-66.3
Center 5.795 GHz
#Res BW 430 kHz
#VBW 1.2 MHz
Span 60 MHz
Sweep 1.333 ms
Occupied Bandwidth
36.285 MHz
Total Power 15.1 dBm
Transmit Freq Error 22.665 kHz
OBW Power 99.00 %
x dB Bandwidth 40.17 MHz
x dB -26.00 dB
MSG
STATUS

Maximum Power Spectral Density Level

Condition	Mode	Frequency (MHz)	Antenna	Max PSD (dBm)	Limit (dBm)	Verdict
NVNT	a	5745	Ant1	3.712	30	Pass
NVNT	a	5785	Ant1	3.479	30	Pass
NVNT	a	5825	Ant1	2.929	30	Pass
NVNT	n20	5745	Ant1	3.465	30	Pass
NVNT	n20	5785	Ant1	2.691	30	Pass
NVNT	n20	5825	Ant1	2.24	30	Pass
NVNT	n40	5755	Ant1	1.537	30	Pass
NVNT	n40	5795	Ant1	1.196	30	Pass

PSD NVNT a 5745MHz Ant1

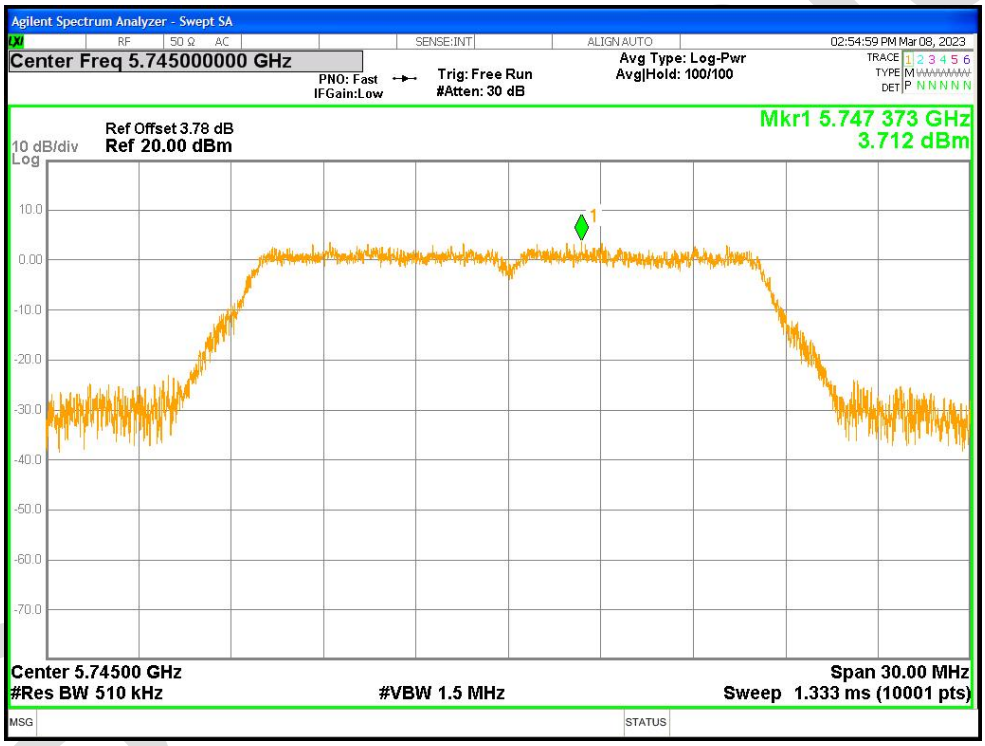

PSD NVNT a 5785MHz Ant1

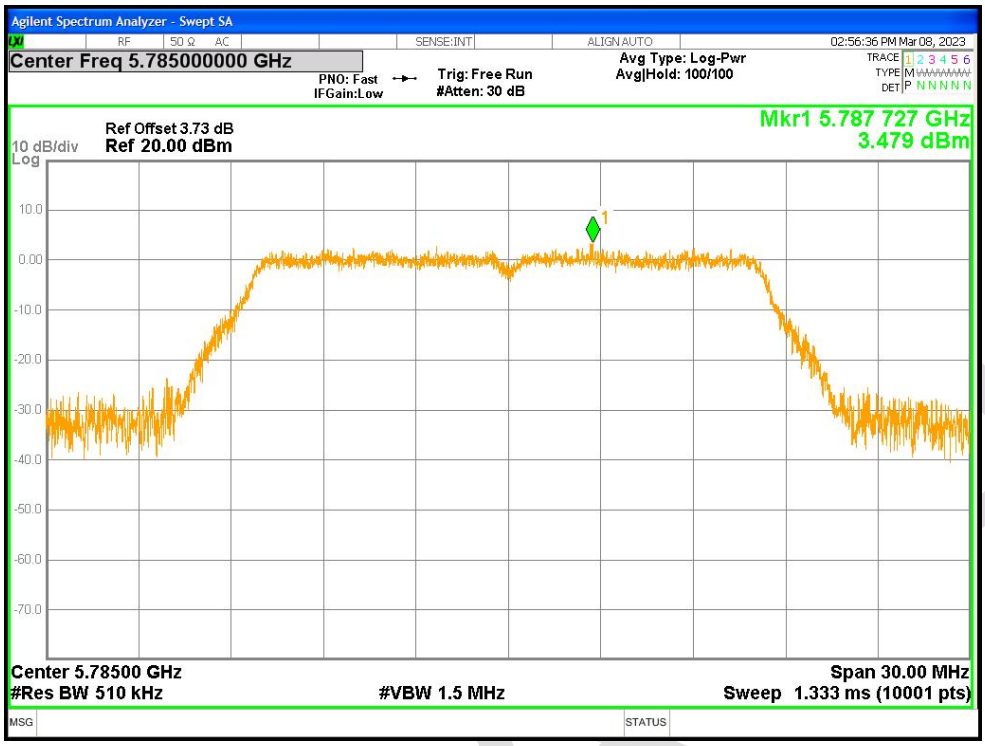

PSD NVNT a 5825MHz Ant1

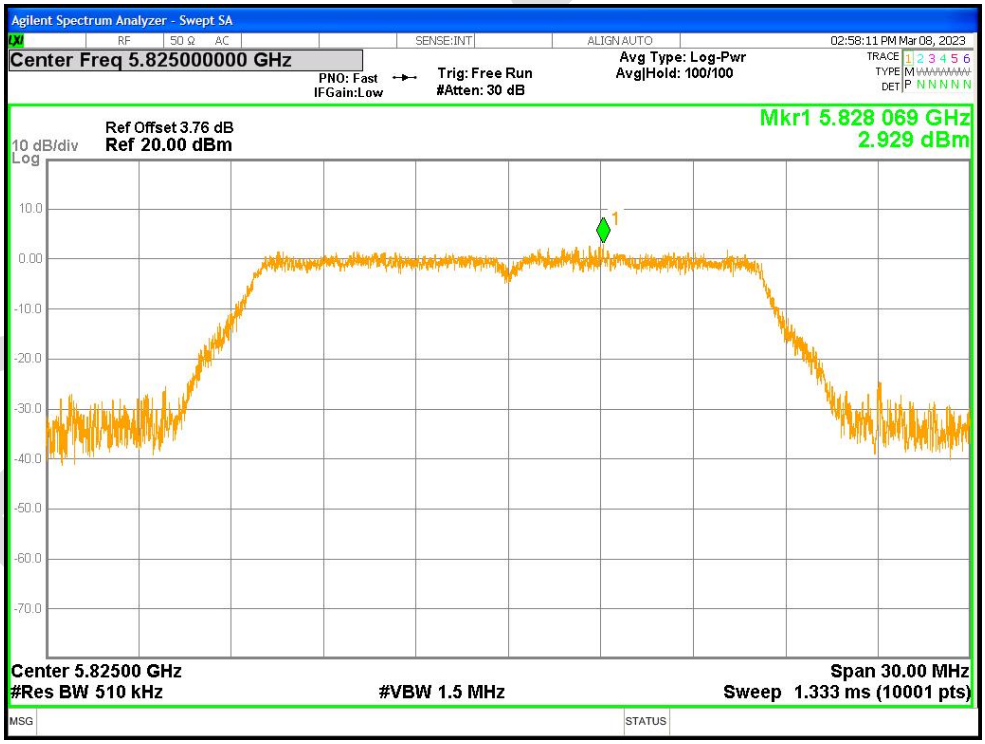

PSD NVNT n20 5745MHz Ant1

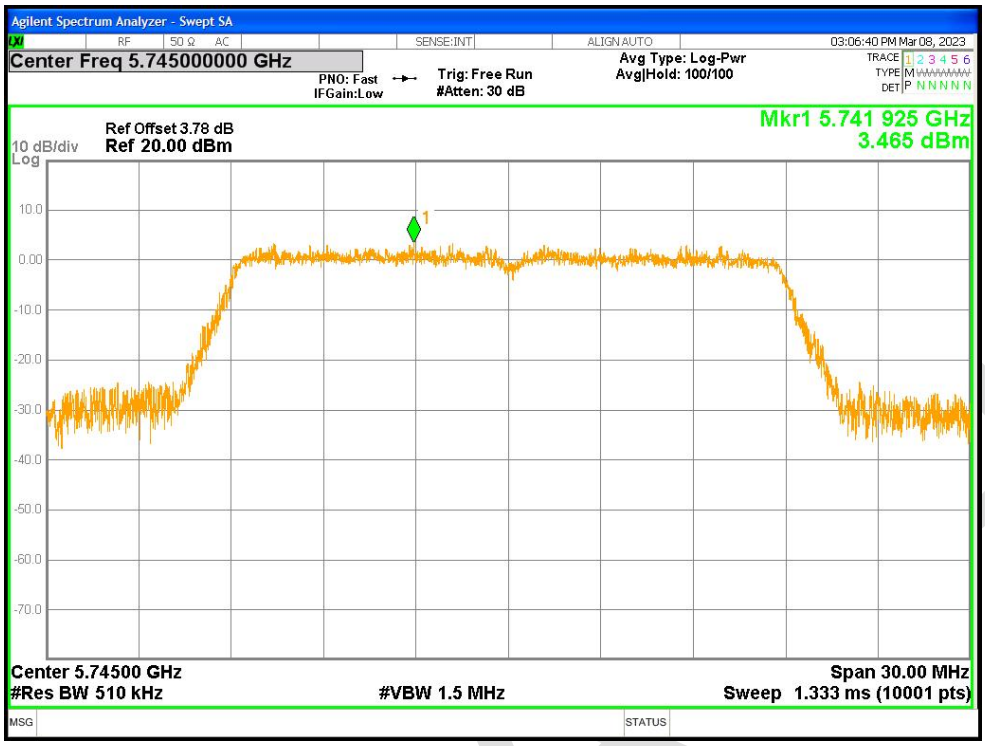

PSD NVNT n20 5785MHz Ant1

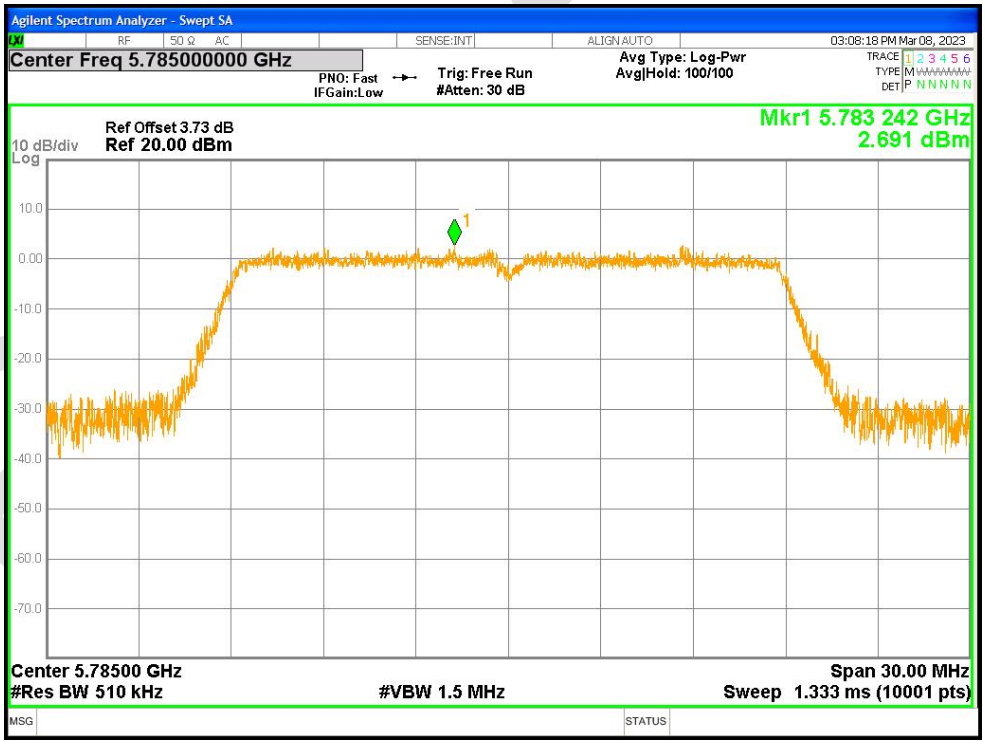

PSD NVNT n20 5825MHz Ant1

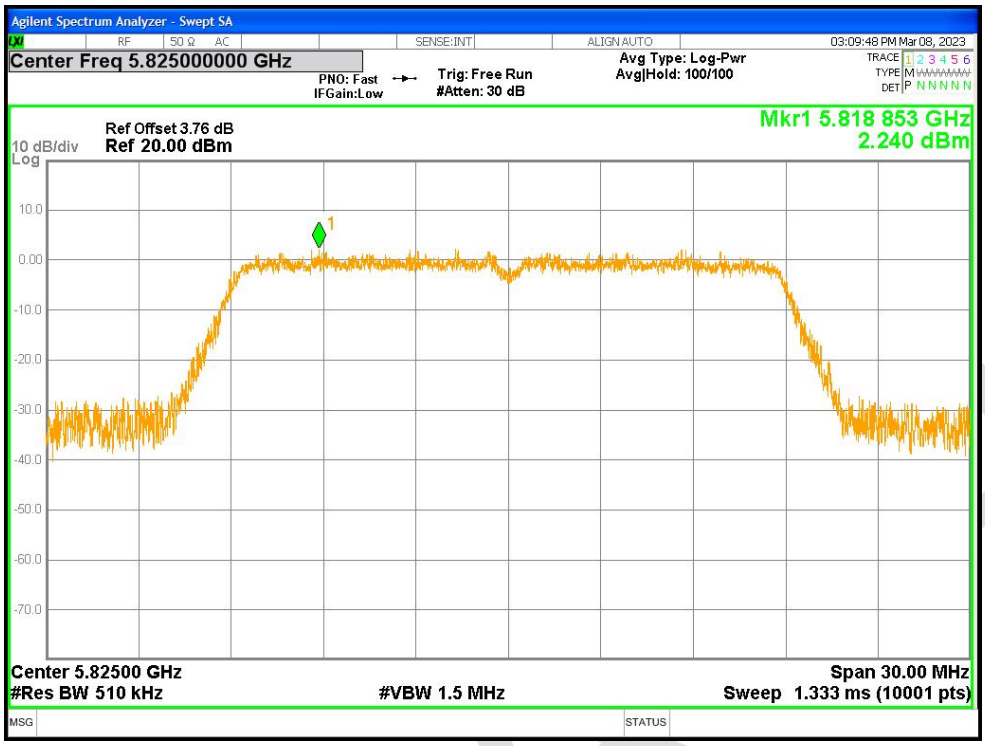

PSD NVNT n40 5755MHz Ant1

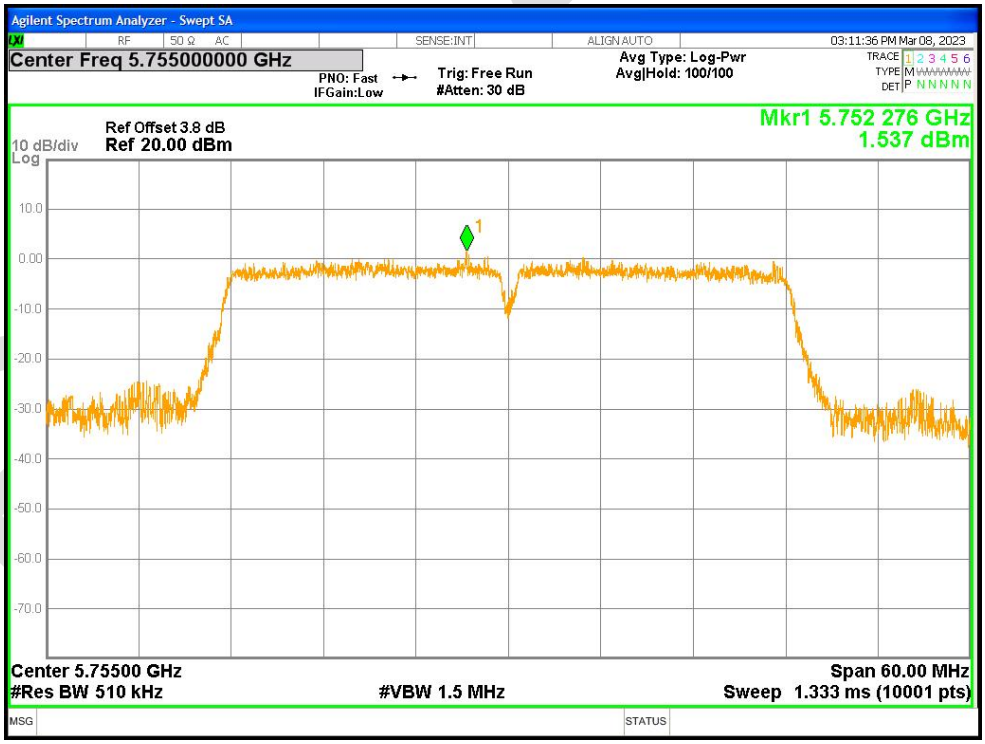

PSD NVNT n40 5795MHz Ant1

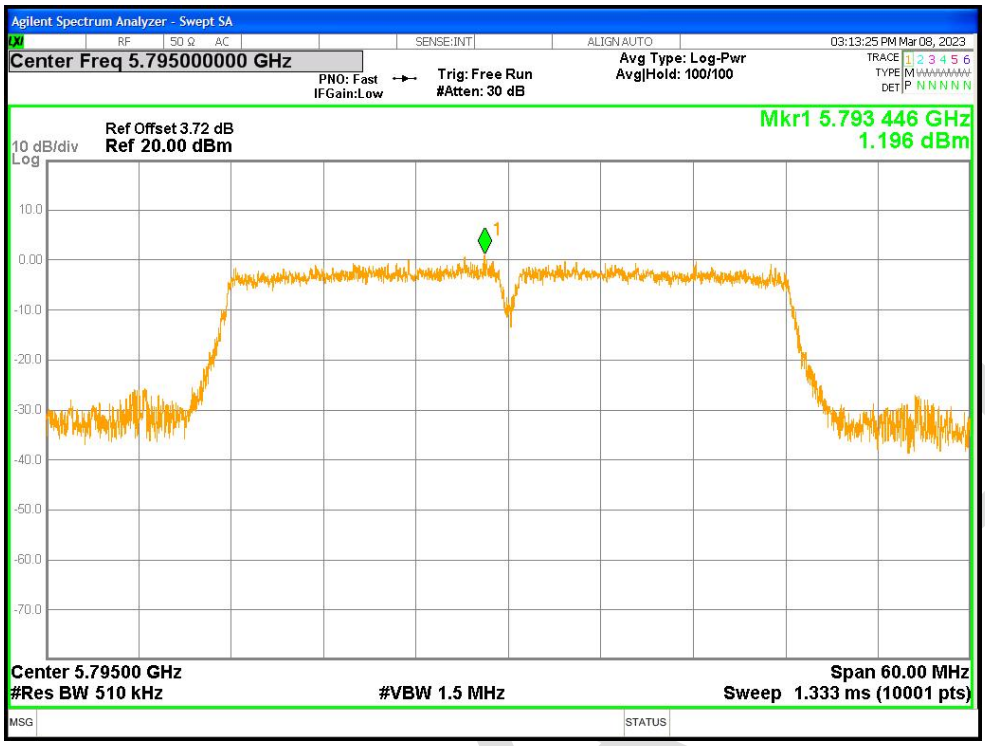
Agilent Spectrum Analyzer - Swept SA
RF
50 Ω AC
SENSE:INT
ALIGN AUTO
03:13:25 PM Mar 08, 2023
Center Freq 5.795000000 GHz
PNO: Fast
IFGain:Low
Trig: Free Run
#Atten: 30 dB
Avg Type: Log-Pwr
Avg|Hold: 100/100
TRACE 1 2 3 4 5 6
TYPE M
DET P N N N N N
Ref Offset 3.72 dB
10 dB/div
Ref 20.00 dBm
Log
Mkr1 5.793 446 GHz
1.196 dBm
10.0
0.00
-10.0
-20.0
-30.0
-40.0
-50.0
-60.0
-70.0
Center 5.79500 GHz
#Res BW 510 kHz
#VBW 1.5 MHz
Span 60.00 MHz
Sweep 1.333 ms (10001 pts)
MSG
STATUS

Band Edge

Condition	Mode	Frequency (MHz)	Antenna	Max Value (dBm)	Limit (dBm)	Verdict
NVNT	a	5745	Ant1	-25.36	*	Pass
NVNT	a	5825	Ant1	-30.35	*	Pass
NVNT	n20	5745	Ant1	-24.24	*	Pass
NVNT	n20	5825	Ant1	-31.09	*	Pass
NVNT	n40	5755	Ant1	-21.97	*	Pass
NVNT	n40	5795	Ant1	-40.96	*	Pass

Band Edge NVNT a 5745MHz Low Ant1

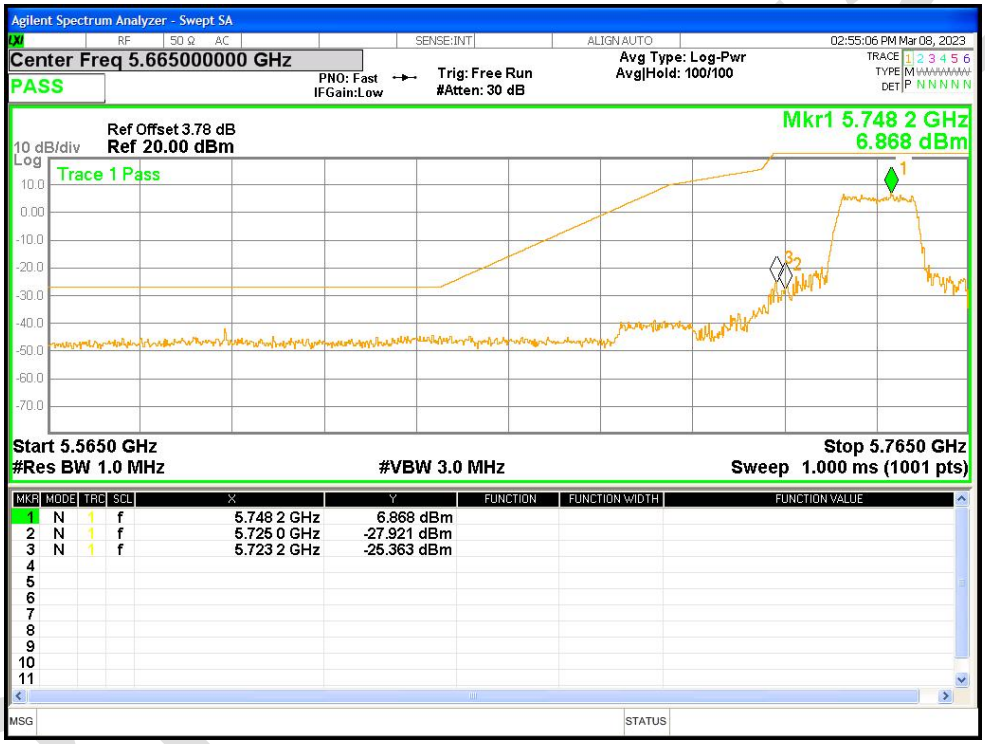

Band Edge NVNT a 5825MHz High Ant1

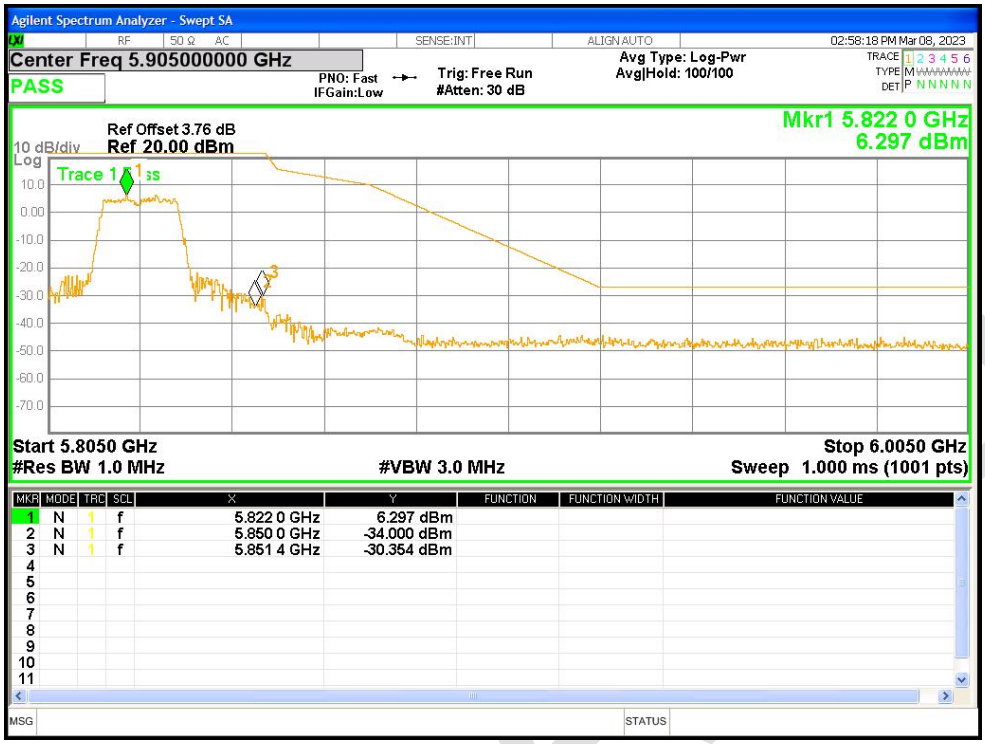

Band Edge NVNT n20 5745MHz Low Ant1

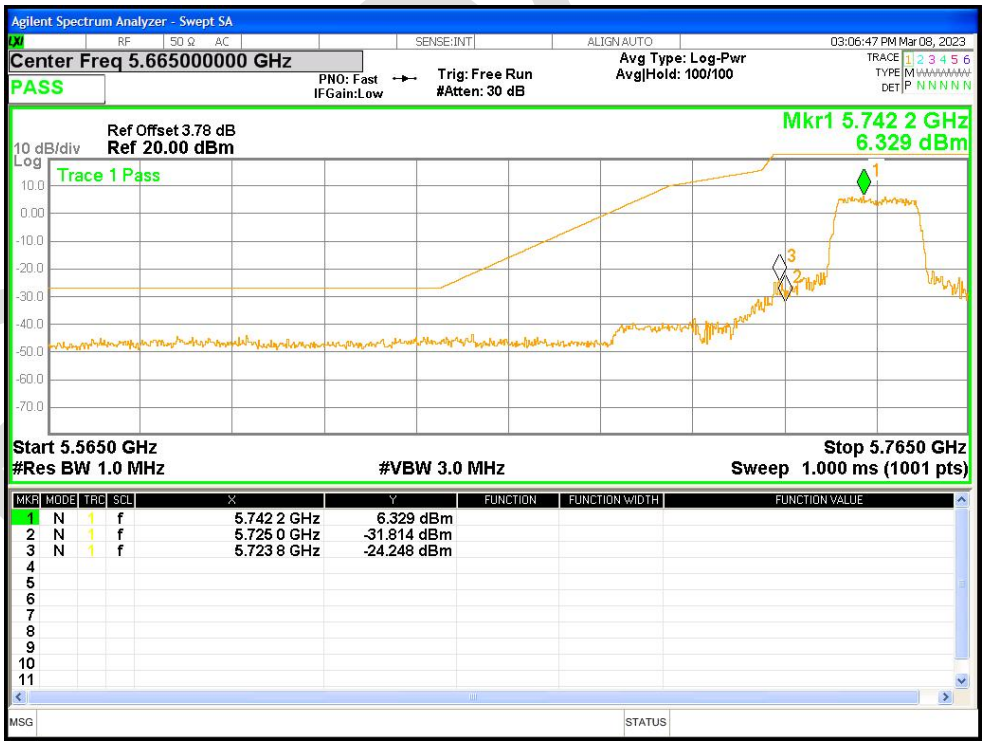

Band Edge NVNT n20 5825MHz High Ant1

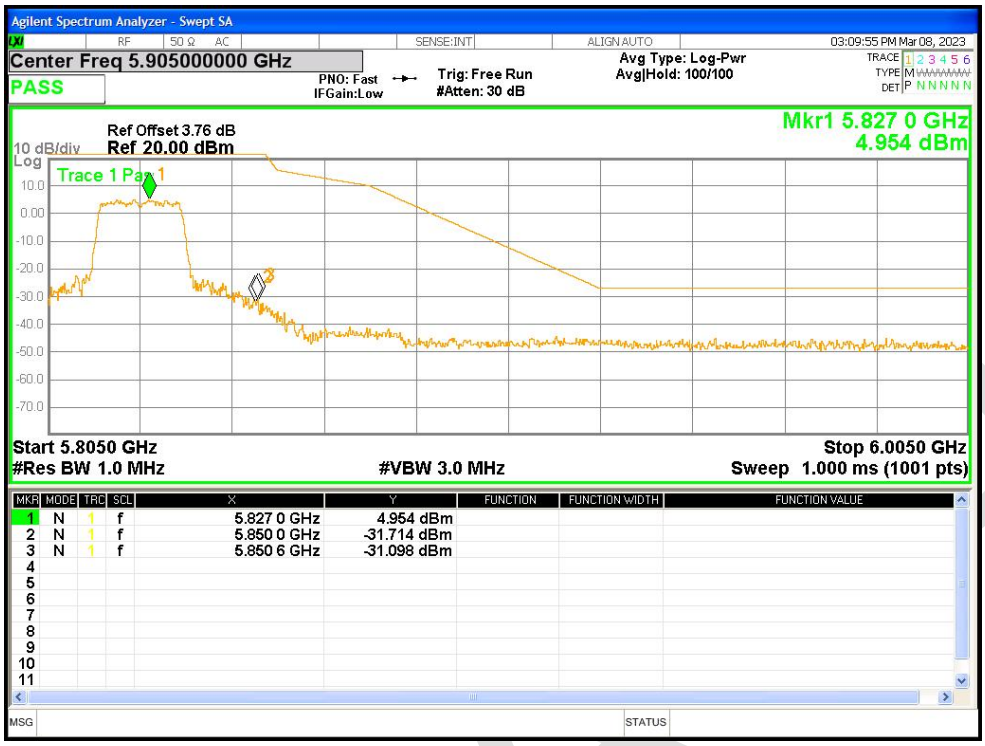

Band Edge NVNT n40 5755MHz Low Ant1

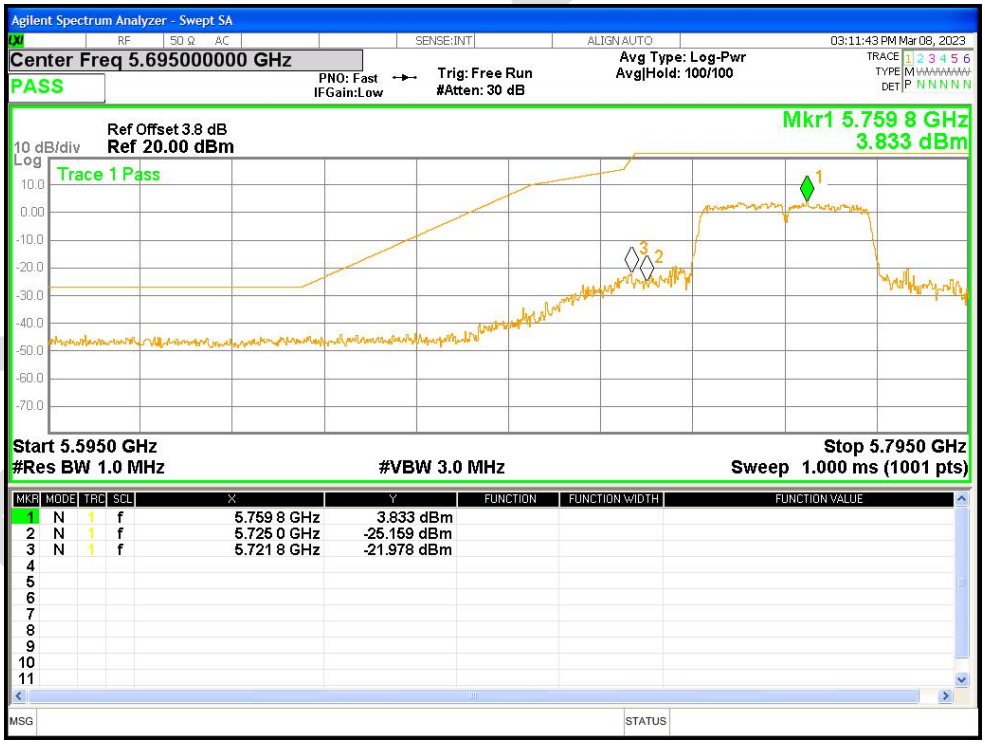

Band Edge NVNT n40 5795MHz High Ant1

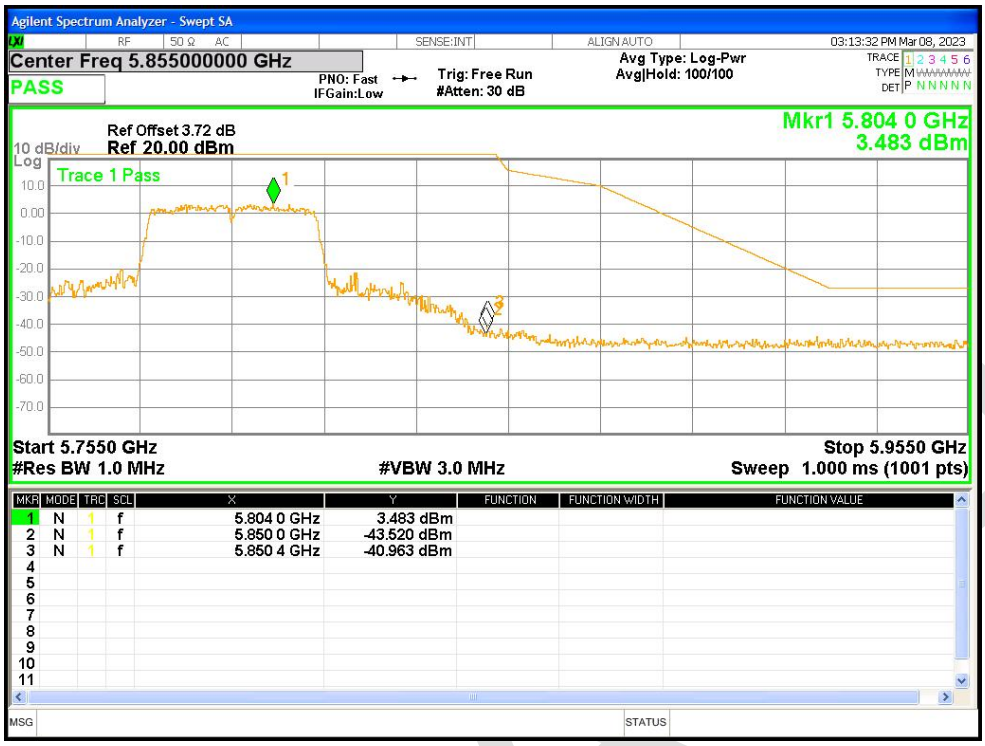

Remake:

(b) ***Undesirable emission limits.*** Except as shown in paragraph (b)(7) of this section, the maximum emissions outside of the frequency bands of operation shall be attenuated in accordance with the following limits:

(1) For transmitters operating in the 5.15-5.25 GHz band: All emissions outside of the 5.15-5.35 GHz band shall not exceed an e.i.r.p. of −27 dBm/MHz.

(2) For transmitters operating in the 5.25-5.35 GHz band: All emissions outside of the 5.15-5.35 GHz band shall not exceed an e.i.r.p. of −27 dBm/MHz.

(3) For transmitters operating in the 5.47-5.725 GHz band: All emissions outside of the 5.47-5.725 GHz band shall not exceed an e.i.r.p. of −27 dBm/MHz.

(4) For transmitters operating solely in the 5.725-5.850 GHz band:

(i) All emissions shall be limited to a level of −27 dBm/MHz at 75 MHz or more above or below the band edge increasing linearly to 10 dBm/MHz at 25 MHz above or below the band edge, and from 25 MHz above or below the band edge increasing linearly to a level of 15.6 dBm/MHz at 5 MHz above or below the band edge, and from 5 MHz above or below the band edge increasing linearly to a level of 27 dBm/MHz at the band edge.

Frequency Stability

Condition	Mode	Frequency (MHz)	Antenna	Measured Frequency (MHz)	Frequency Error (Hz)	Deviation (ppm)	Limit (ppm)	Verdict
NVNT	a	5745	Ant1	5745	0	0	25	Pass
NVNT	a	5785	Ant1	5785	0	0	25	Pass
NVNT	a	5825	Ant1	5824.98	-20000	-3.43	25	Pass
NVNT	n20	5745	Ant1	5745	0	0	25	Pass
NVNT	n20	5785	Ant1	5785	0	0	25	Pass
NVNT	n20	5825	Ant1	5825	0	0	25	Pass
NVNT	n40	5755	Ant1	5754.96	-40000	-6.95	25	Pass
NVNT	n40	5795	Ant1	5795	0	0	25	Pass

Freq. Stability NVNT a 5745MHz Ant1

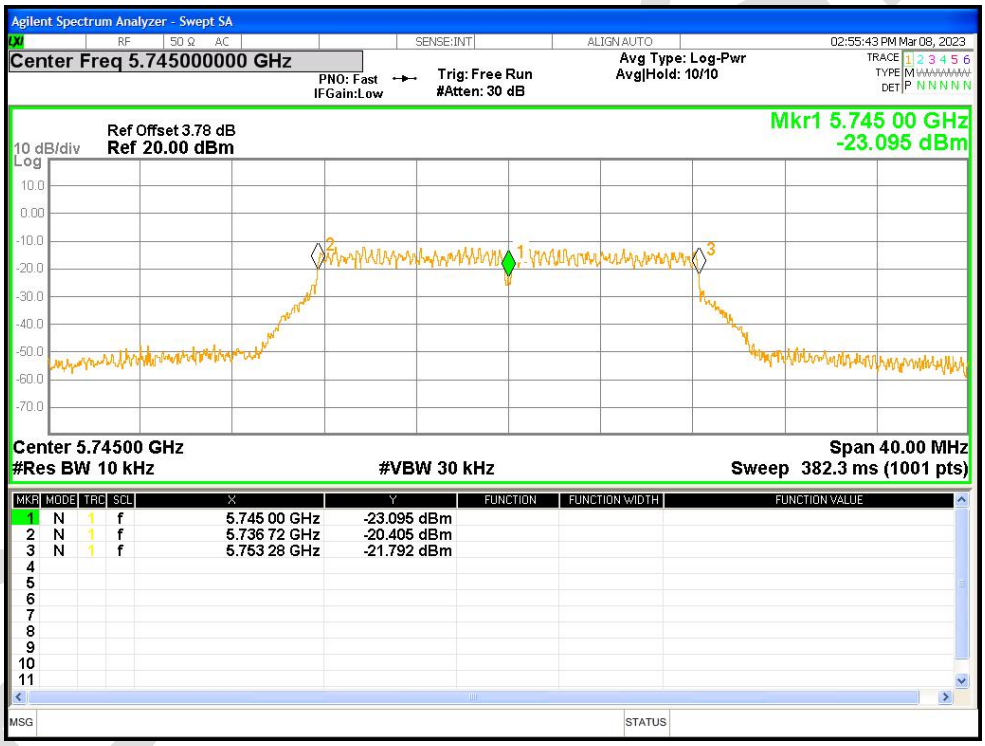

Freq. Stability NVNT a 5785MHz Ant1

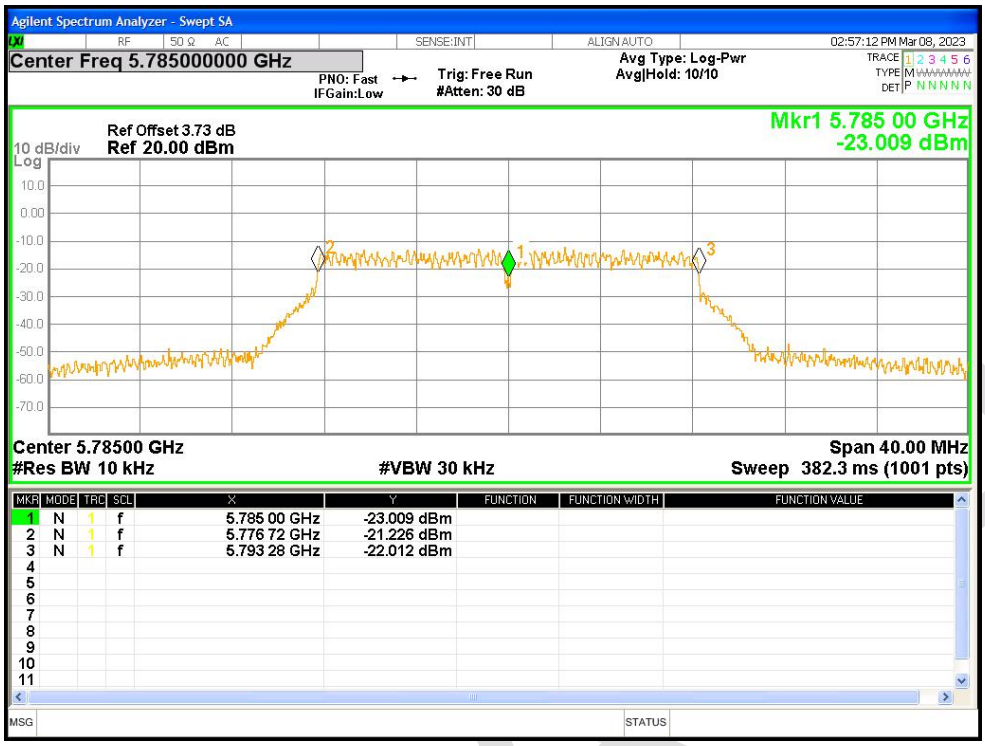

Freq. Stability NVNT a 5825MHz Ant1

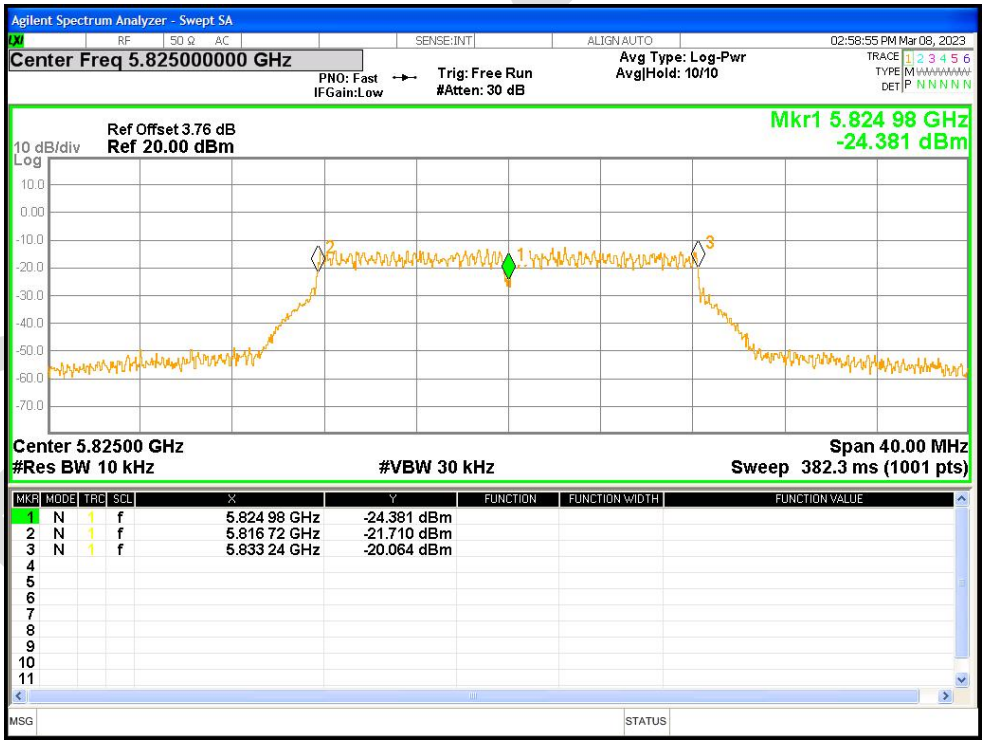

Freq. Stability NVNT n20 5745MHz Ant1

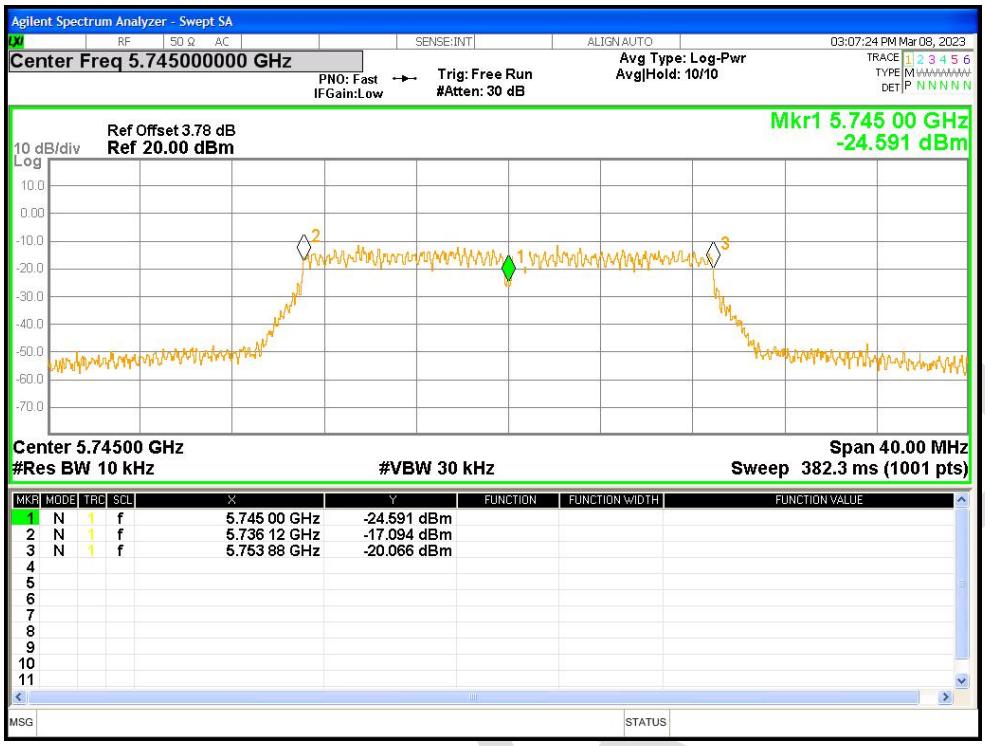

Freq. Stability NVNT n20 5785MHz Ant1

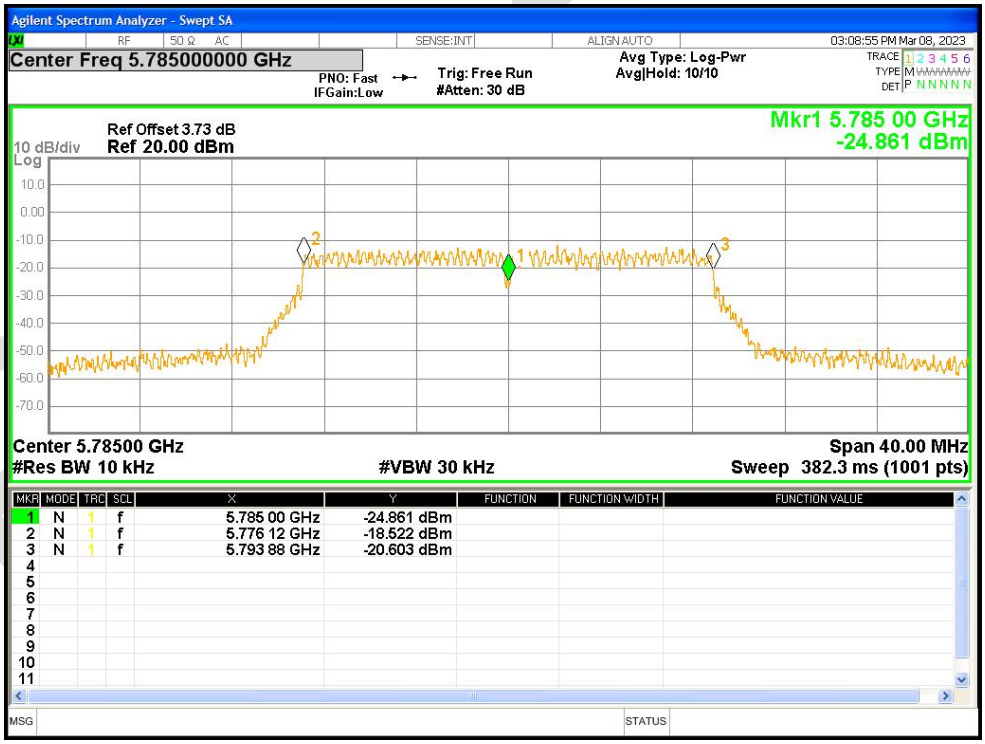

Freq. Stability NVNT n20 5825MHz Ant1

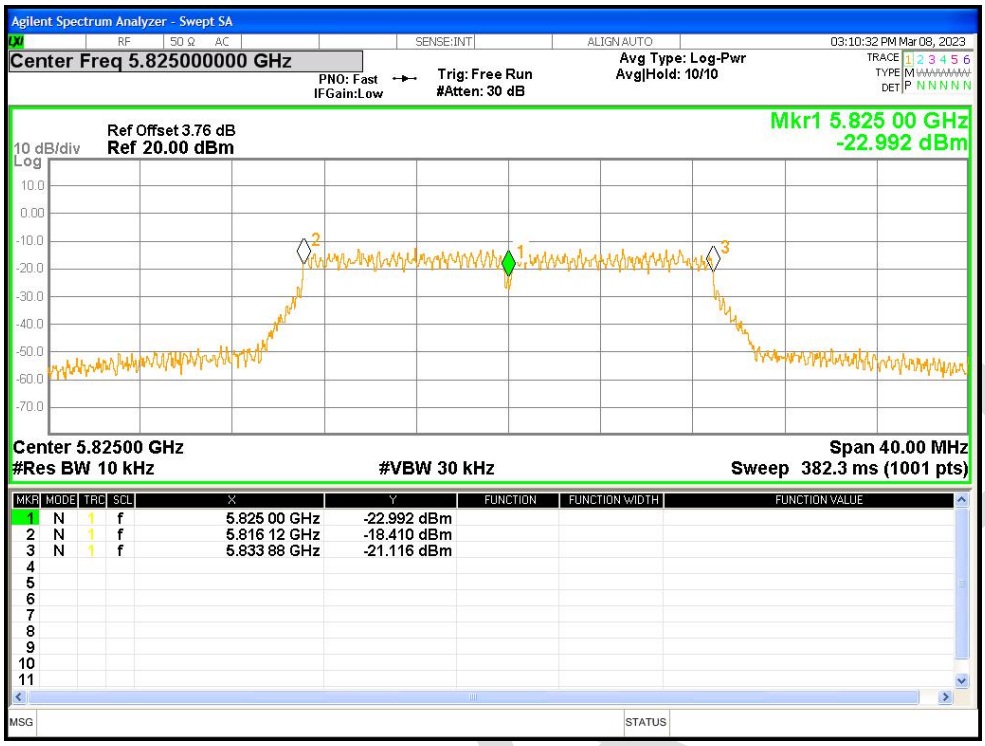

Freq. Stability NVNT n40 5755MHz Ant1

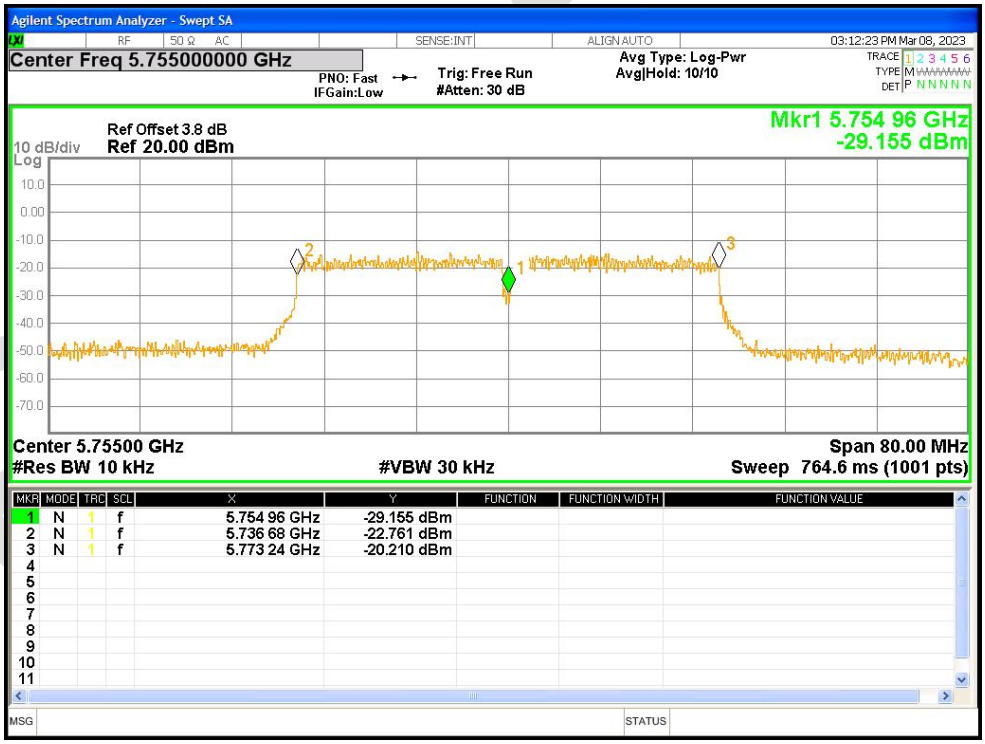

Freq. Stability NVNT n40 5795MHz Ant1

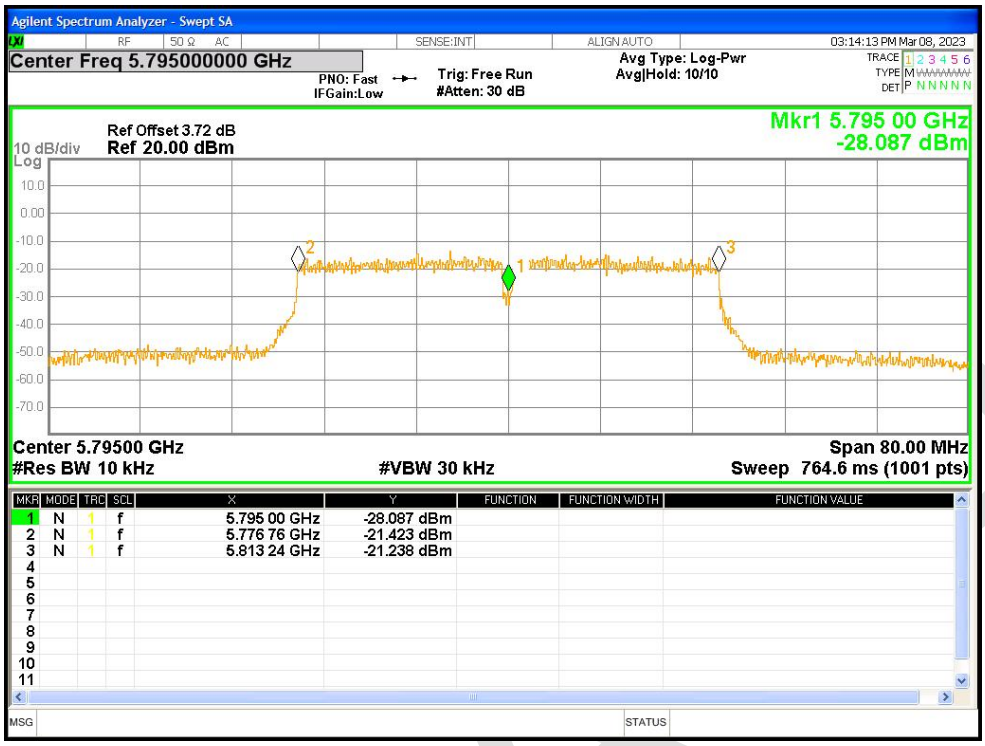
Agilent Spectrum Analyzer - Swept SA
Center Freq 5.795000000 GHz
PNO: Fast
IFGain:Low
Trig: Free Run
#Atten: 30 dB
Avg Type: Log-Pwr
Avg|Hold: 10/10
03:14:13 PM Mar 08, 2023
Ref Offset 3.72 dB
10 dB/div
Ref 20.00 dBm
Mkr1 5.795 00 GHz
-28.087 dBm
Center 5.79500 GHz
#Res BW 10 kHz
#VBW 30 kHz
Span 80.00 MHz
Sweep 764.6 ms (1001 pts)
1 N 1 f 5.795 00 GHz -28.087 dBm
2 N 1 f 5.776 76 GHz -21.423 dBm
3 N 1 f 5.813 24 GHz -21.238 dBm

Conducted RF Spurious Emission

Condition	Mode	Frequency (MHz)	Antenna	Max Value (dBc)	Limit (dBc)	Verdict
NVNT	a	5745	Ant1	-33.98	-27	Pass
NVNT	a	5785	Ant1	-33.15	-27	Pass
NVNT	a	5825	Ant1	-33.83	-27	Pass
NVNT	n20	5745	Ant1	-33.83	-27	Pass
NVNT	n20	5785	Ant1	-33.12	-27	Pass
NVNT	n20	5825	Ant1	-33.64	-27	Pass
NVNT	n40	5755	Ant1	-33.31	-27	Pass
NVNT	n40	5795	Ant1	-33.73	-27	Pass

Tx. Spurious NVNT a 5745MHz Ant1 Emission

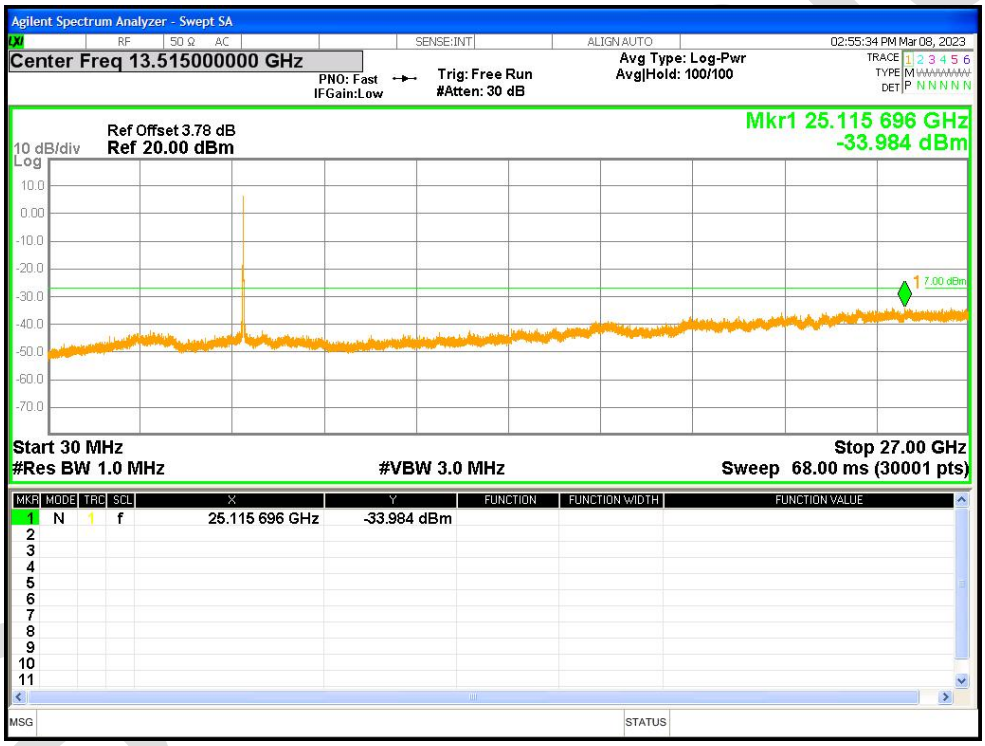

Tx. Spurious NVNT a 5785MHz Ant1 Emission

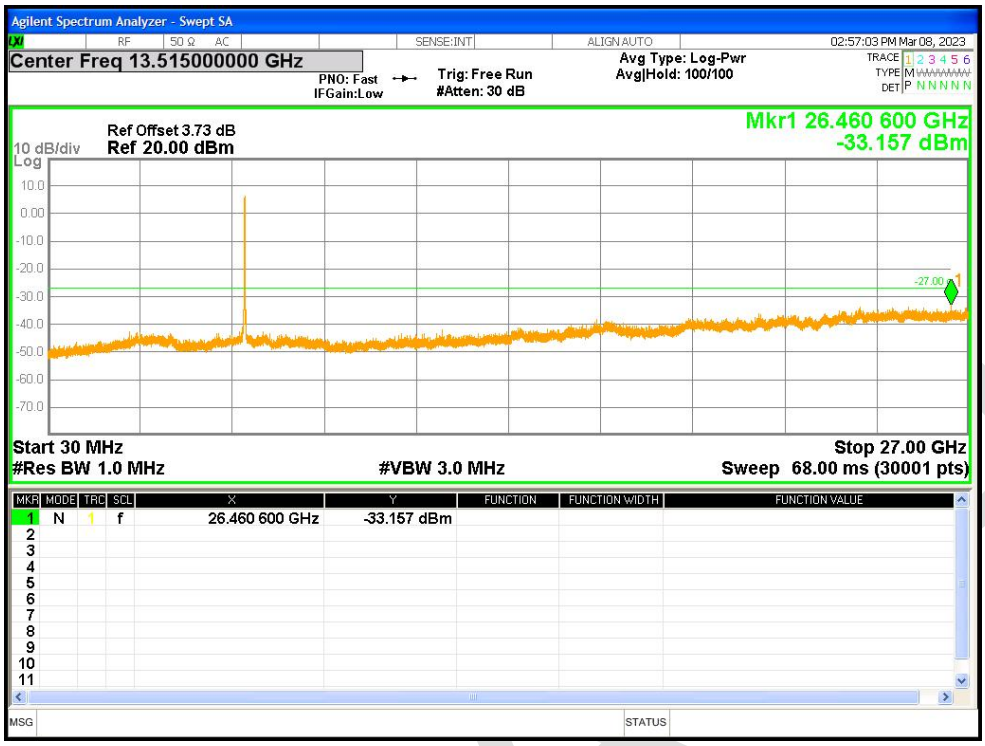

Tx. Spurious NVNT a 5825MHz Ant1 Emission

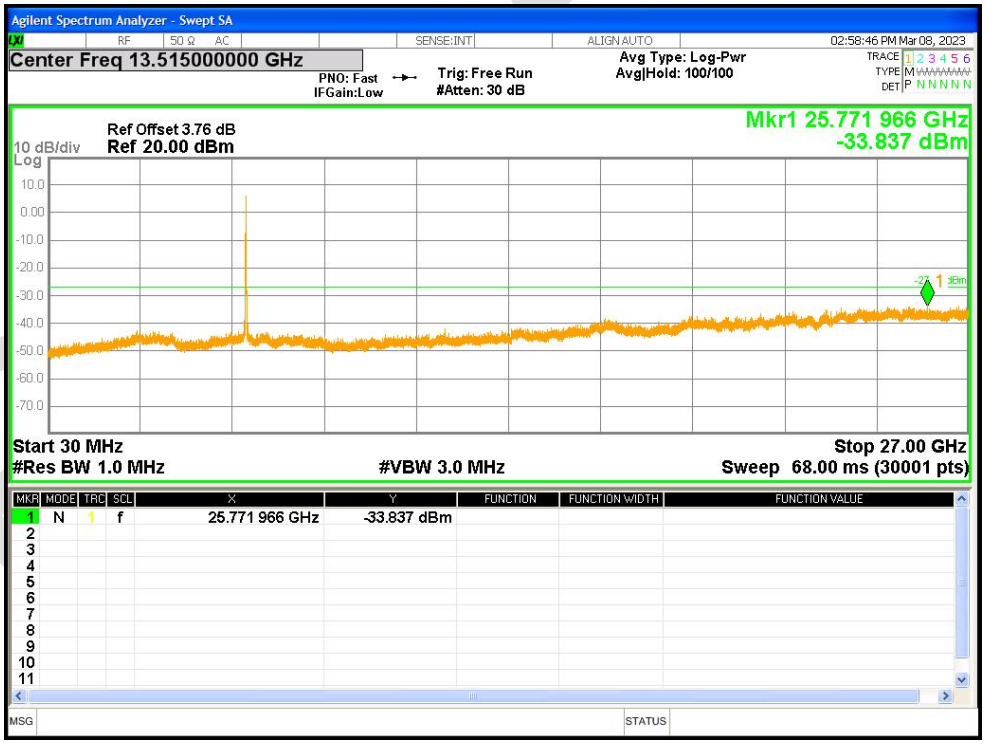

Tx. Spurious NVNT n20 5745MHz Ant1 Emission

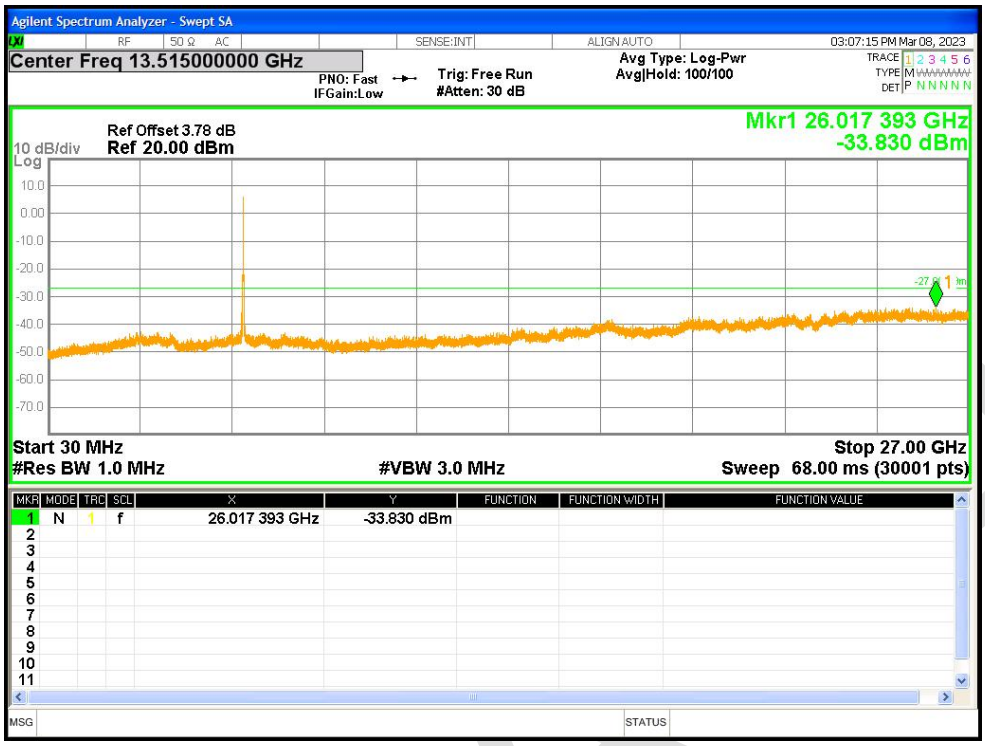

Tx. Spurious NVNT n20 5785MHz Ant1 Emission

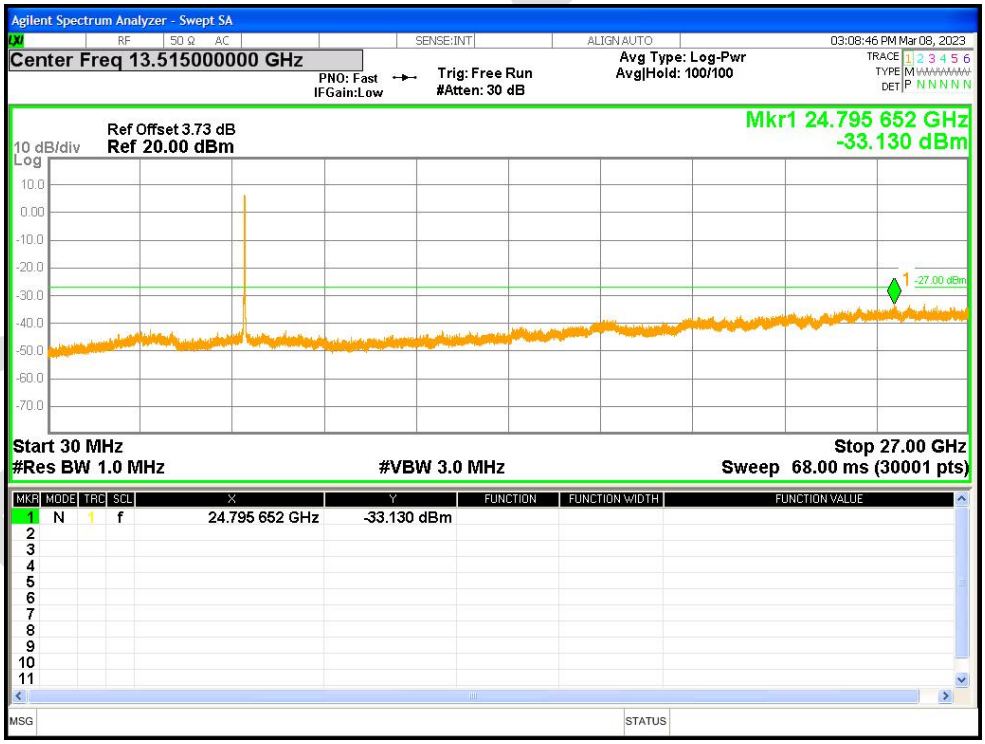

Tx. Spurious NVNT n20 5825MHz Ant1 Emission

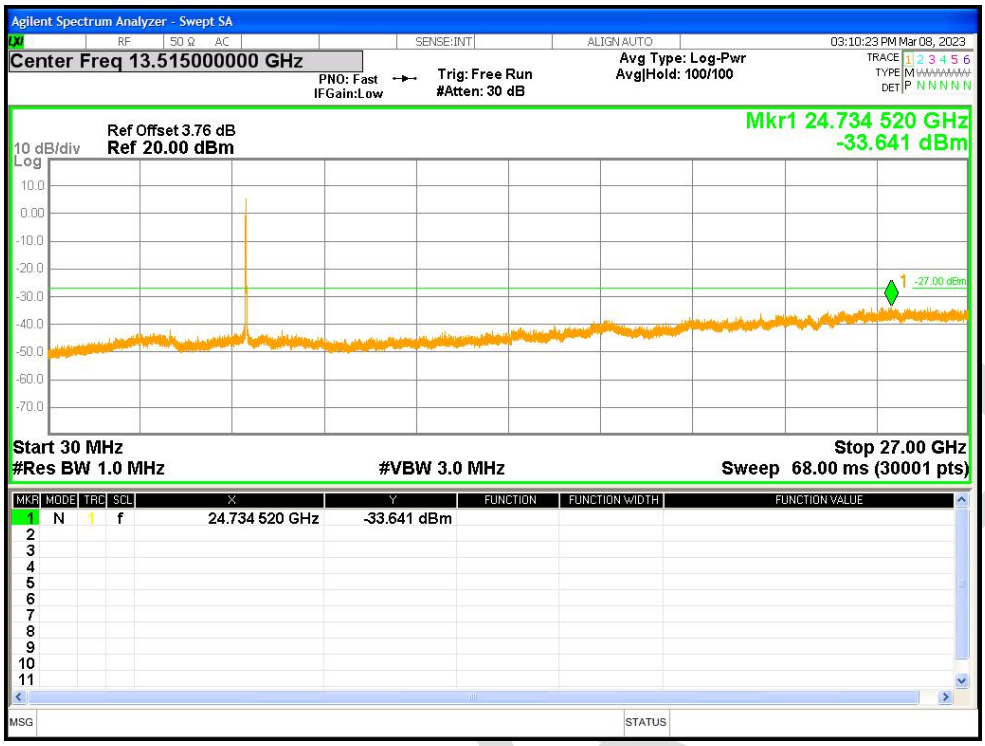

Tx. Spurious NVNT n40 5755MHz Ant1 Emission

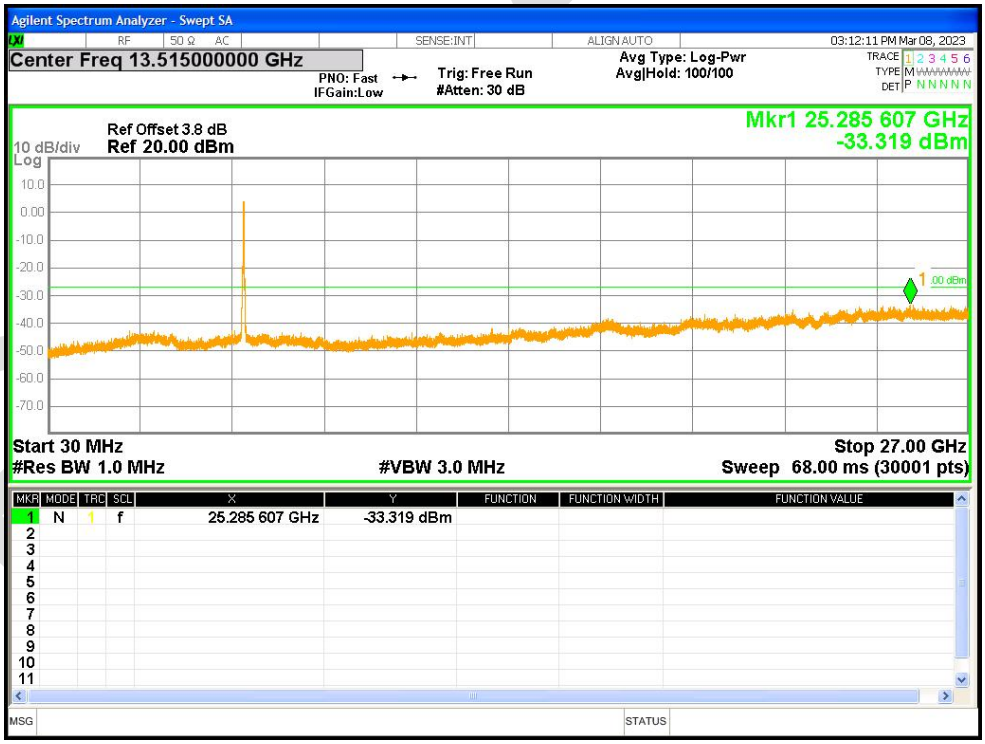

Tx. Spurious NVNT n40 5795MHz Ant1 Emission

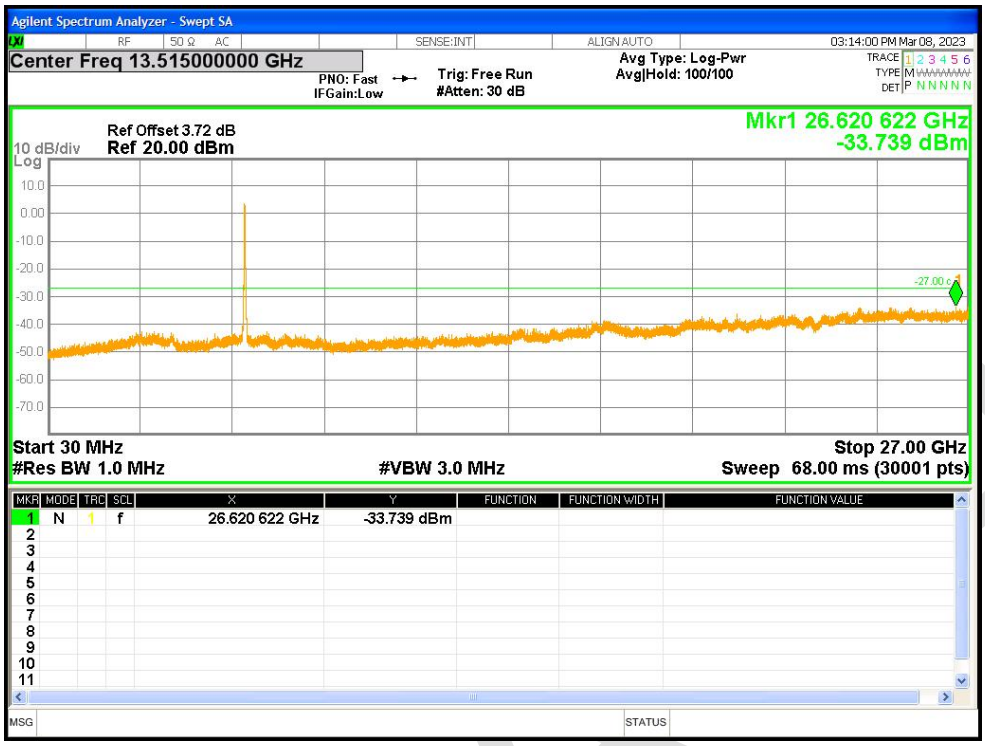
Agilent Spectrum Analyzer - Swept SA
RF 50 Ω AC
SENSE:INT
ALIGN AUTO
03:14:00 PM Mar 08, 2023
Center Freq 13.515000000 GHz
PNO: Fast
IFGain:Low
Trig: Free Run
#Atten: 30 dB
Avg Type: Log-Pwr
Avg|Hold: 100/100
TRACE 1 2 3 4 5 6
TYPE M
DET P N N N N N
Ref Offset 3.72 dB
10 dB/div Ref 20.00 dBm
Log
Mkr1 26.620 622 GHz
-33.739 dBm
10.0
0.00
-10.0
-20.0
-30.0
-40.0
-50.0
-60.0
-70.0
-27.00
Start 30 MHz
#Res BW 1.0 MHz
#VBW 3.0 MHz
Stop 27.00 GHz
Sweep 68.00 ms (30001 pts)
MKR MODE TRC SCL X Y FUNCTION FUNCTION WIDTH FUNCTION VALUE
1 N 1 f 26.620 622 GHz -33.739 dBm
2
3
4
5
6
7
8
9
10
11
MSG
STATUS

APPENDIX A: PHOTOGRAPHS OF TEST SETUP

Radiated Emissions

Conducted Emissions at AC Power Line (150kHz-30MHz)

BlueAsia

APPENDIX B: PHOTOGRAPHS OF EUT

Reference to the test report No. BLA-EMC-202302-A4101

----END OF REPORT----

The test report is effective only with both signature and specialized stamp, The result(s) shown in this report refer only to the sample(s) tested. Without written approval of BlueAsia, this report can't be reproduced except in full.

BlueAsia