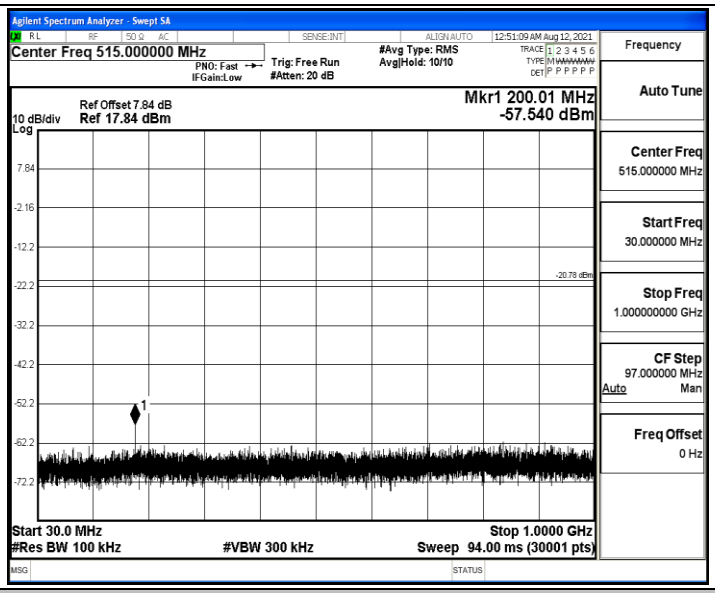

11N20SISO_Ant1_2437_1000~26500

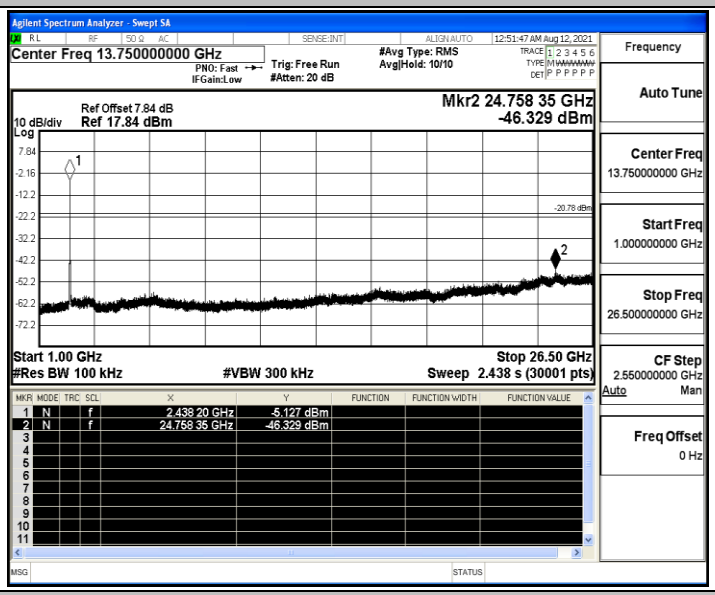

11N20SISO_Ant1_2462_0~Reference

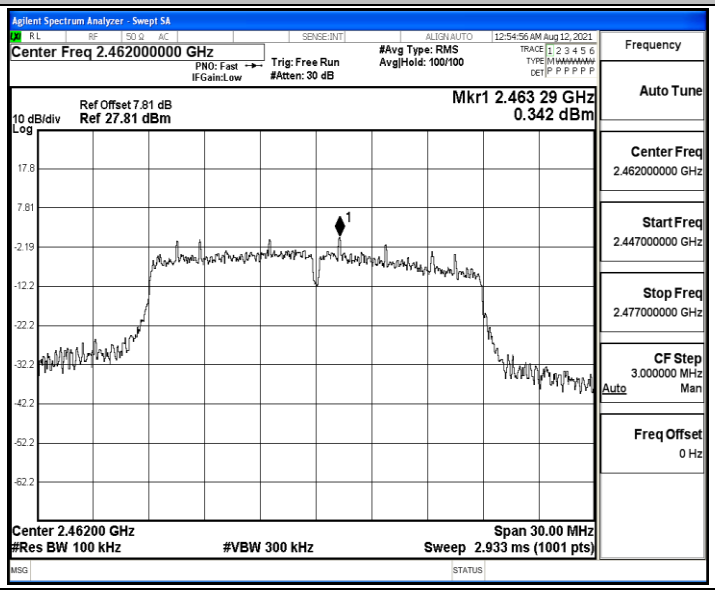

11N20SISO_Ant1_2462_30~1000

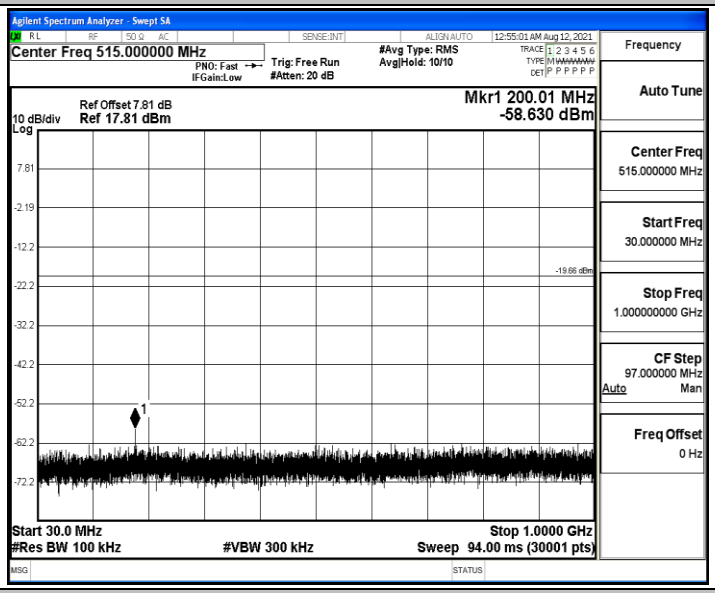

11N20SISO_Ant1_2462_1000~26500

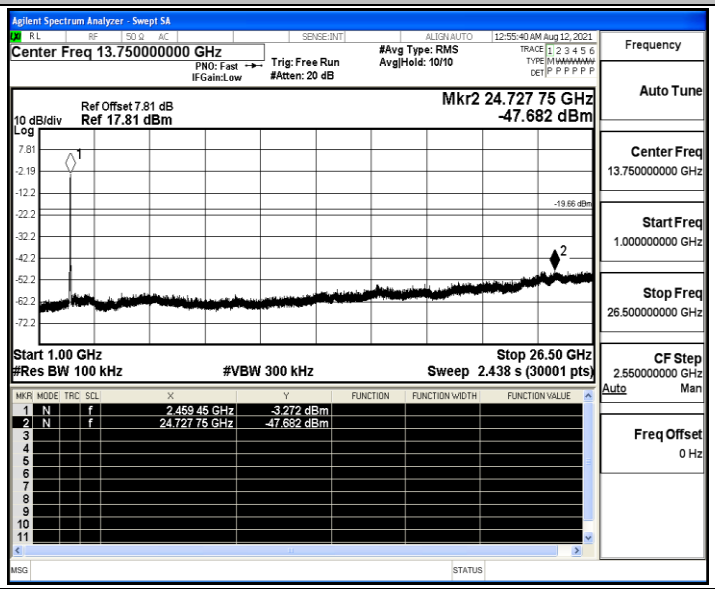

11N40SISO_Ant1_2422_0~Reference

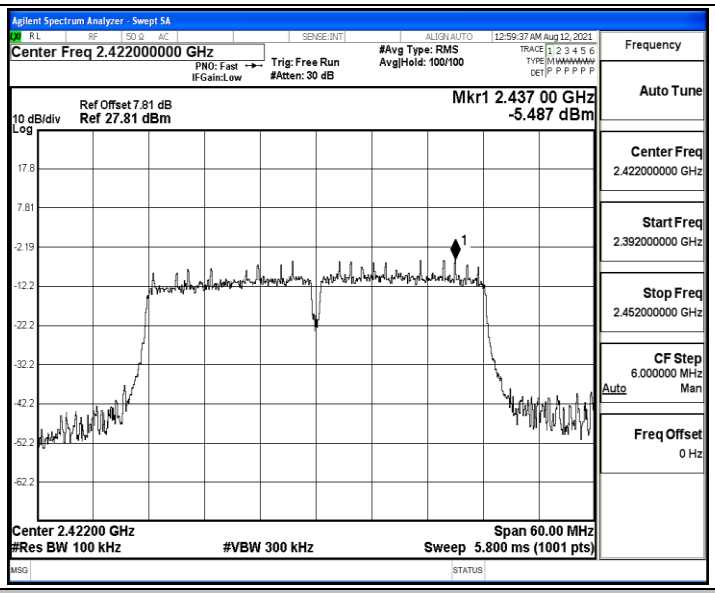

11N40SISO_Ant1_2422_30~1000

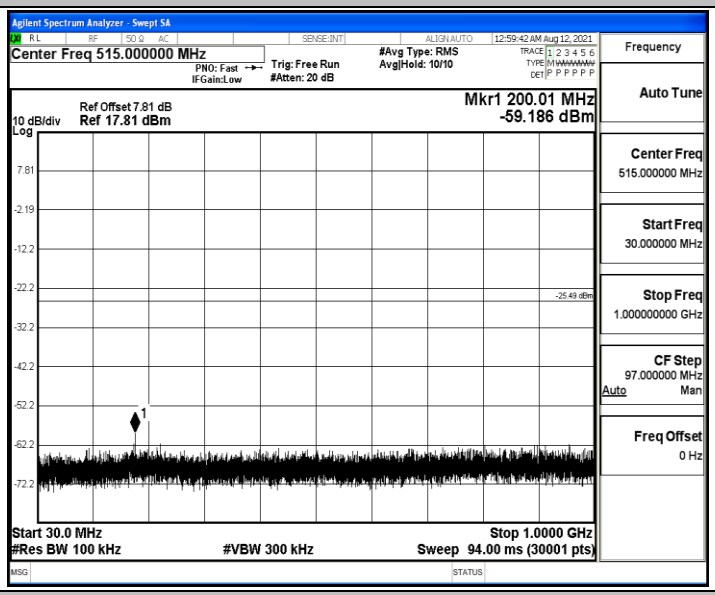

11N40SISO_Ant1_2422_1000~26500

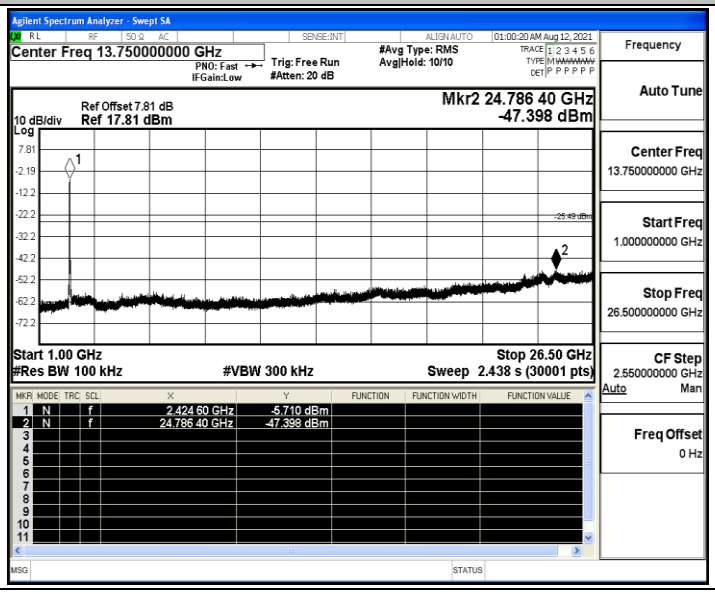

11N40SISO_Ant1_2437_0~Reference

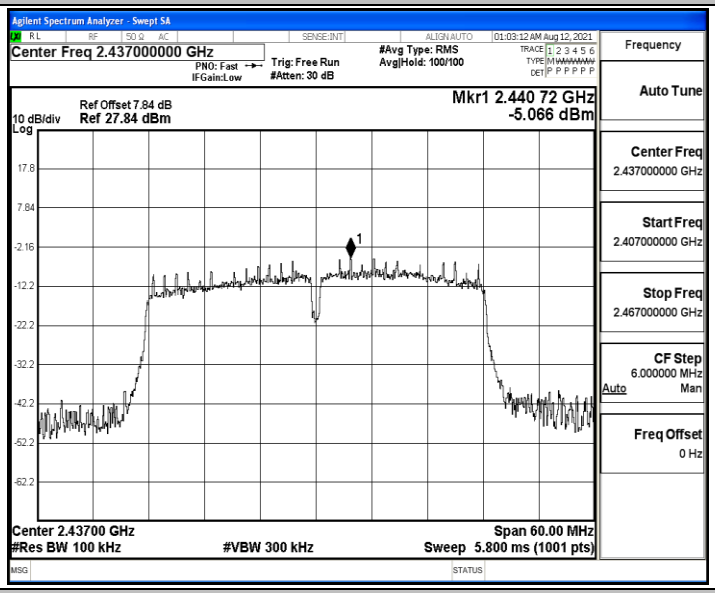

11N40SISO_Ant1_2437_30~1000

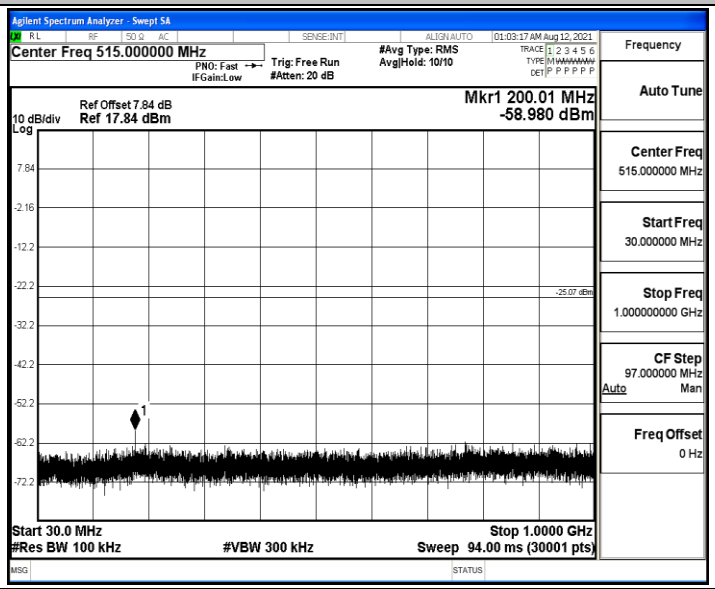

11N40SISO_Ant1_2437_1000~26500

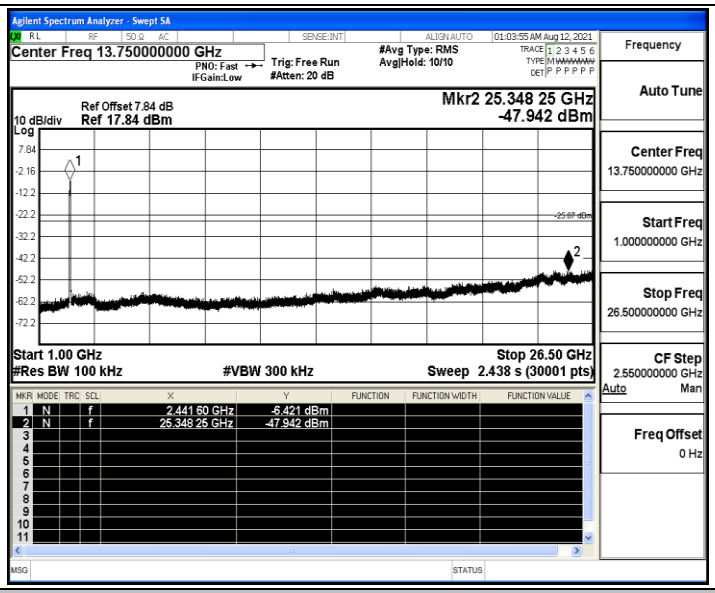

11N40SISO_Ant1_2452_0~Reference

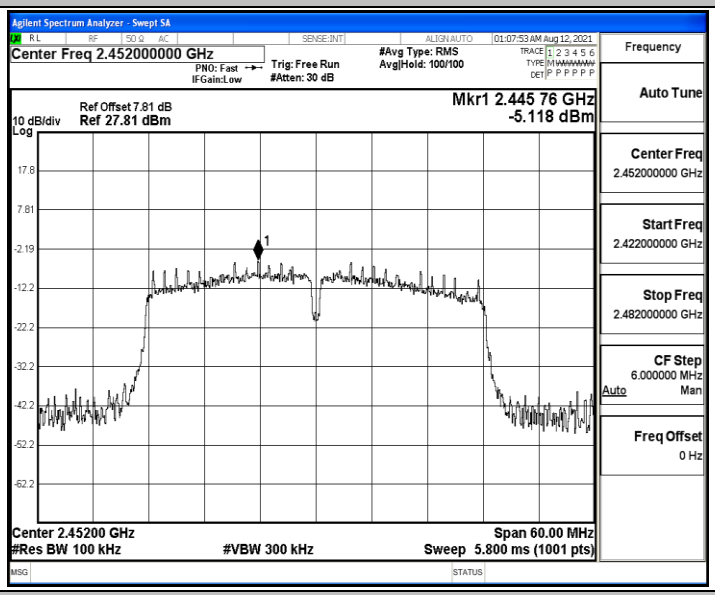

11N40SISO_Ant1_2452_30~1000

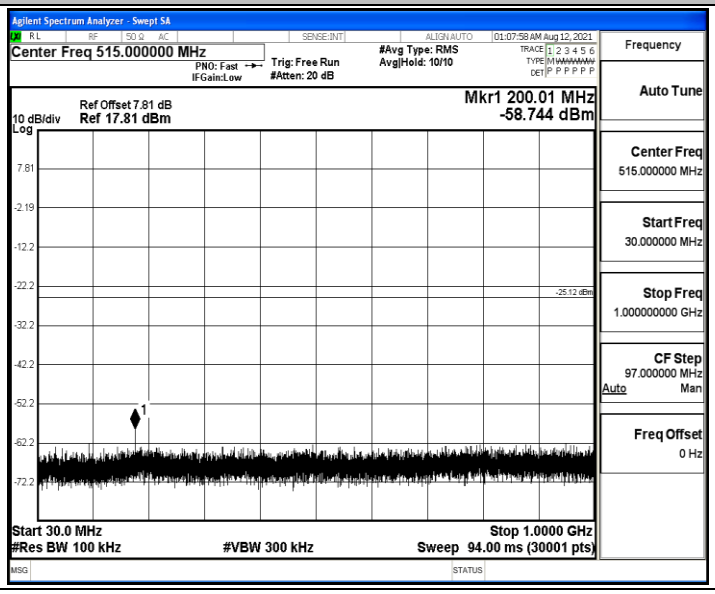

11N40SISO_Ant1_2452_1000~26500
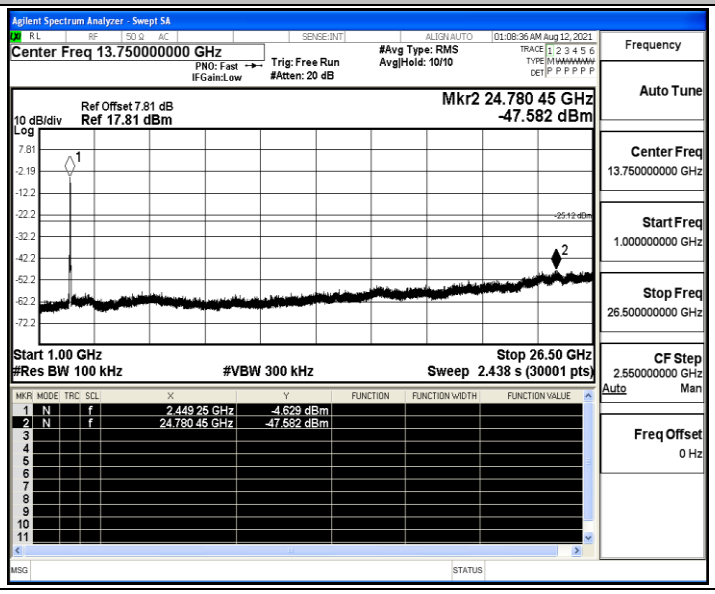

Appendix B.6: Duty Cycle

Test Result

TestMode	Antenna	Channel	Transmission Duration [ms]	Transmission Period [ms]	Duty Cycle [%]	Limit	Verdict
11B	Ant1	2412	30.00	30.00	100.00	---	PASS
		2437	30.00	30.00	100.00	---	PASS
		2462	8.38	8.42	99.52	---	PASS
11G	Ant1	2412	1.39	1.43	97.20	---	PASS
		2437	1.39	1.43	97.20	---	PASS
		2462	1.39	1.43	97.20	---	PASS
11N20SISO	Ant1	2412	1.30	1.34	97.01	---	PASS
		2437	1.30	1.34	97.01	---	PASS
		2462	1.30	1.34	97.01	---	PASS
11N40SISO	Ant1	2422	0.64	0.68	94.12	---	PASS
		2437	0.64	0.68	94.12	---	PASS
		2452	0.64	0.68	94.12	---	PASS

Test Graphs

11B_Ant1_2412

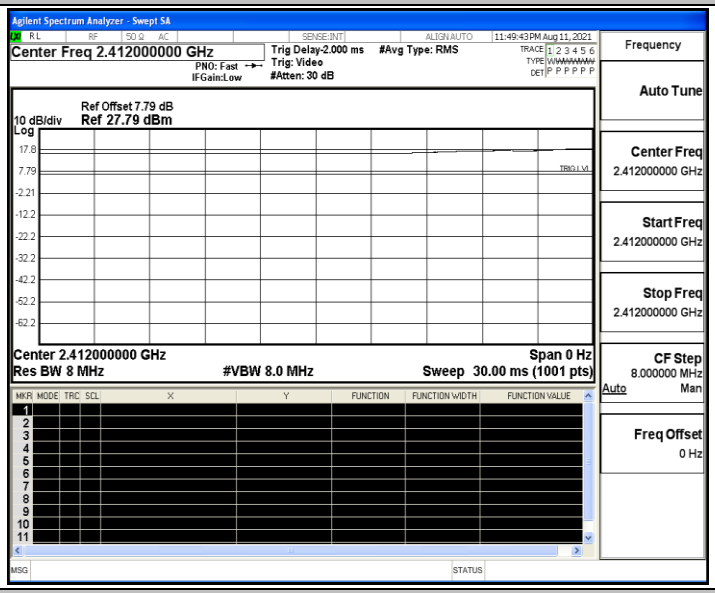

11B_Ant1_2437

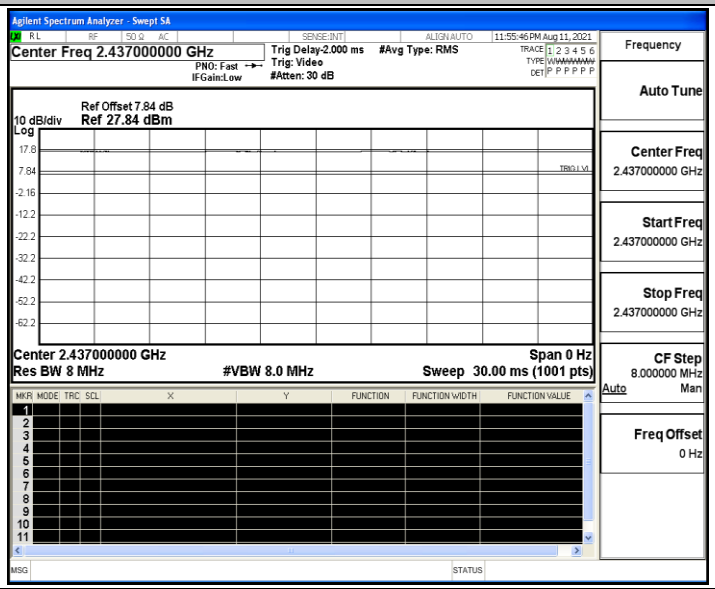

11B_Ant1_2462

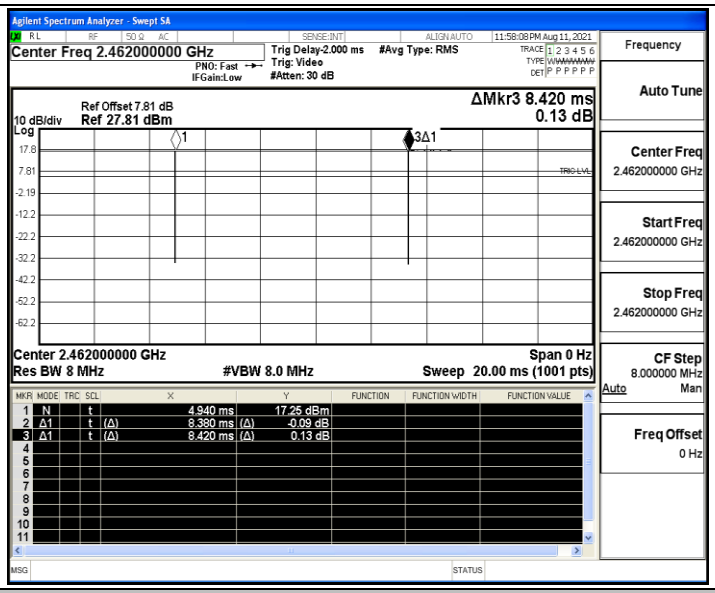

11G_Ant1_2412

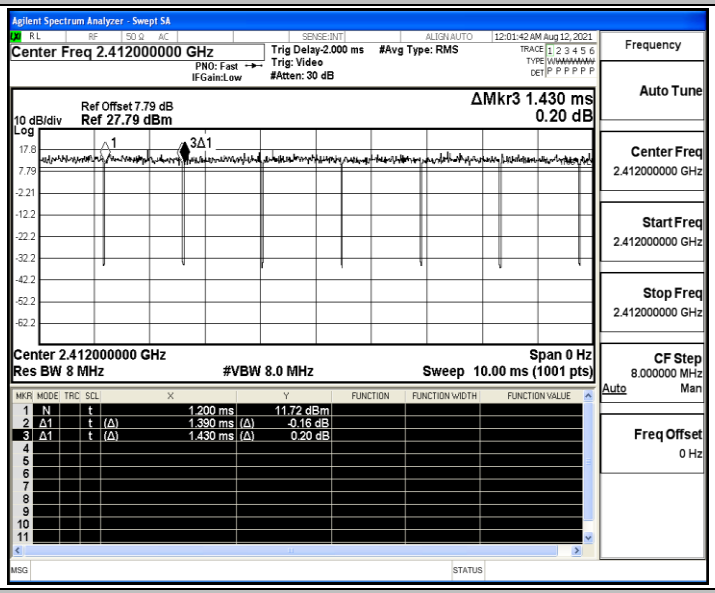

11G_Ant1_2437

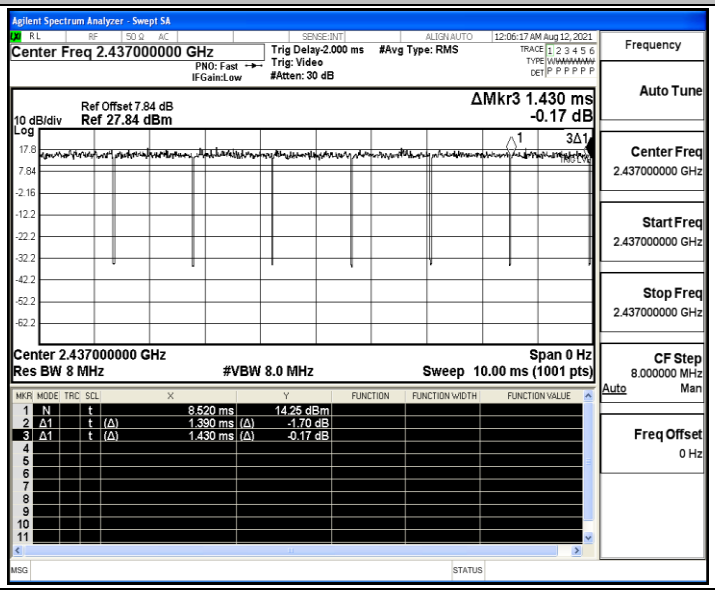

11G_Ant1_2462

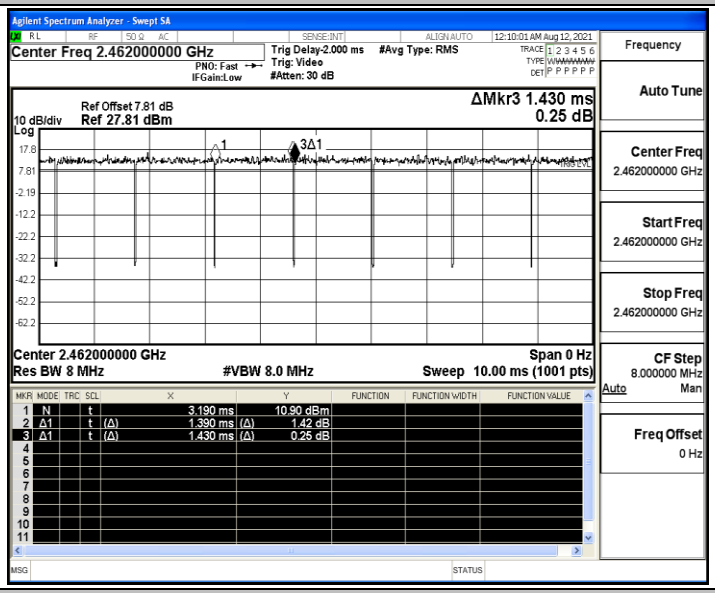

11N20SISO_Ant1_2412

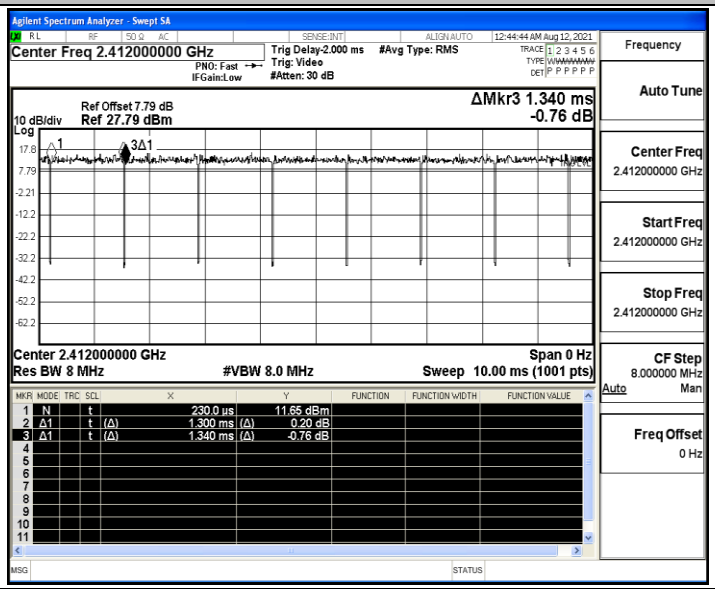

11N20SISO_Ant1_2437

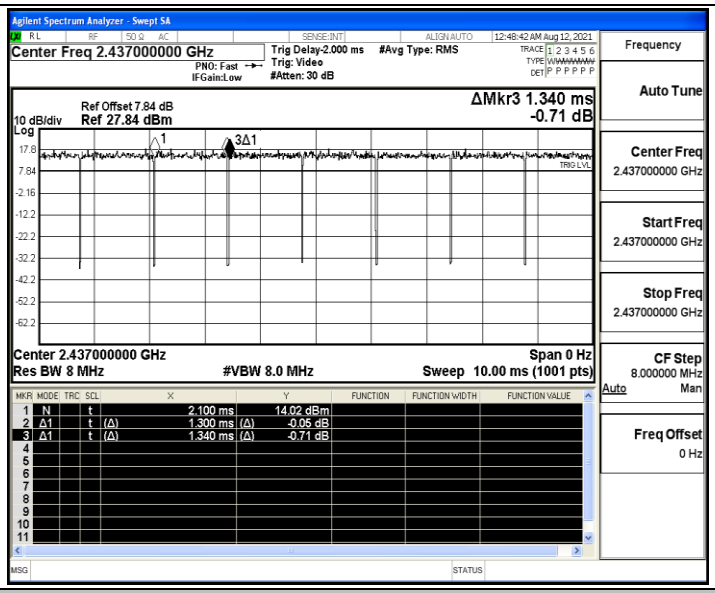

11N20SISO_Ant1_2462

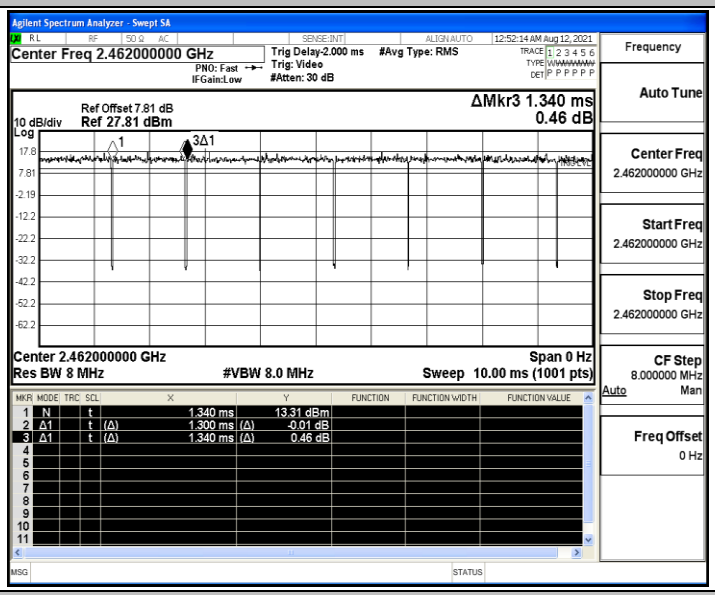

11N40SISO_Ant1_2422

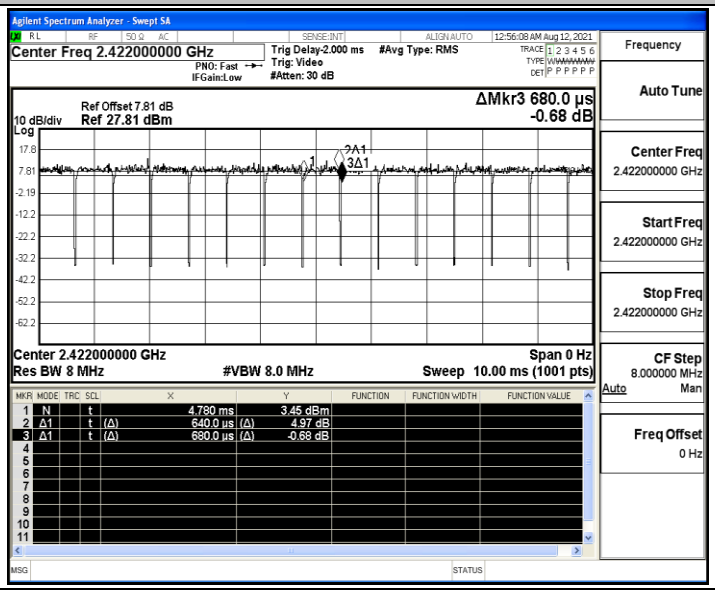

11N40SISO_Ant1_2437

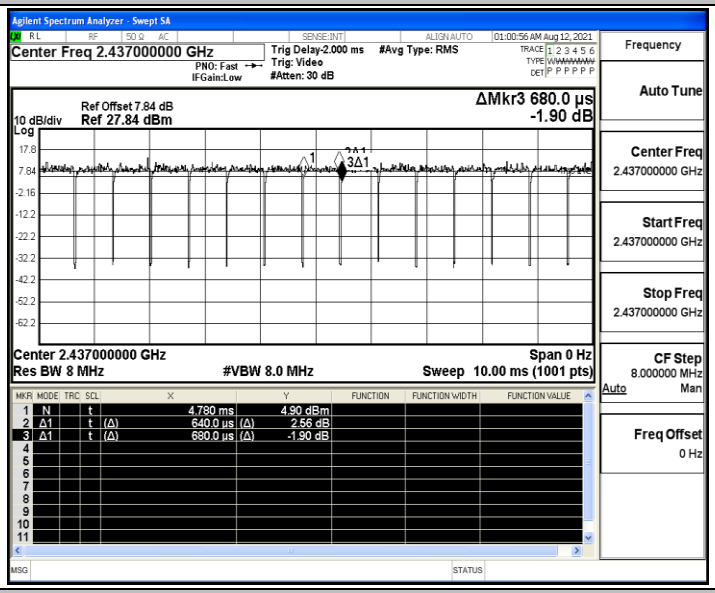

11N40SISO_Ant1_2452

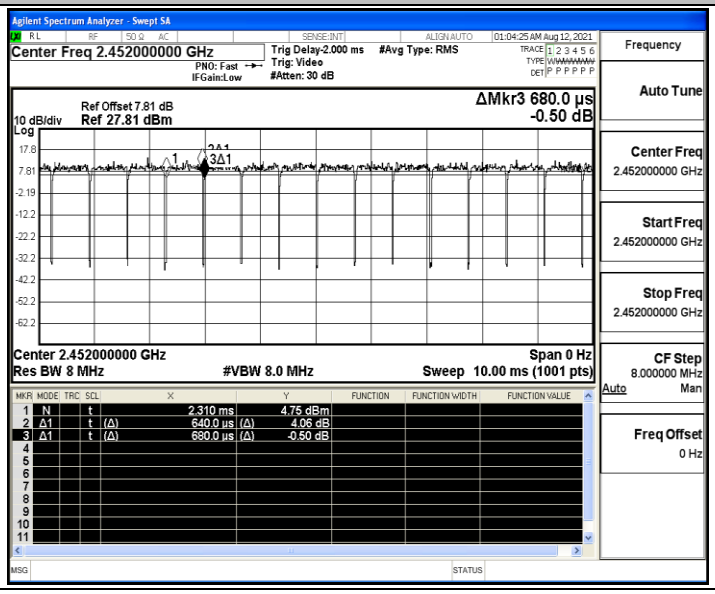

Appendix B.7: Emissions in Restricted Bands

Test Result

TestMode	Antenna	ChName	Channel	Detector	Freq. [MHz]	Result [dBm]	Limit [dBm]	Result [dBuV/m]	Limit [dBuV/m]	Verdict
11B	Ant1	Low	2412	AV	2310.000	-49.47	≤-41.20	45.73	≤54	PASS
				AV	2389.960	-48.92	≤-41.20	46.28	≤54	PASS
				AV	2390.000	-48.92	≤-41.20	46.28	≤54	PASS
				Peak	2310.000	-44.66	≤-21.20	50.54	≤74	PASS
				Peak	2313.000	-39.66	≤-21.20	55.54	≤74	PASS
				Peak	2390.000	-43.38	≤-21.20	51.82	≤74	PASS
		High	2462	AV	2483.500	-47.35	≤-41.20	47.85	≤54	PASS
				AV	2485.100	-46.45	≤-41.20	48.75	≤54	PASS
				AV	2500.000	-48.33	≤-41.20	46.87	≤54	PASS
				Peak	2483.500	-42.9	≤-21.20	52.30	≤74	PASS
				Peak	2483.890	-38.82	≤-21.20	56.38	≤74	PASS
				Peak	2500.000	-42.72	≤-21.20	52.48	≤74	PASS
11G	Ant1	Low	2412	AV	2310.000	-48.85	≤-41.20	46.35	≤54	PASS
				AV	2389.830	-48.22	≤-41.20	46.98	≤54	PASS
				AV	2390.000	-48.28	≤-41.20	46.92	≤54	PASS
				Peak	2310.000	-41.85	≤-21.20	53.35	≤74	PASS
				Peak	2388.920	-38.46	≤-21.20	56.74	≤74	PASS
				Peak	2390.000	-41.94	≤-21.20	53.26	≤74	PASS
		High	2462	AV	2483.500	-45.6	≤-41.20	49.60	≤54	PASS
				AV	2487.960	-43.78	≤-41.20	51.42	≤54	PASS
				AV	2500.000	-47.81	≤-41.20	47.39	≤54	PASS
				Peak	2483.500	-37.99	≤-21.20	57.21	≤74	PASS
				Peak	2484.110	-33.29	≤-21.20	61.91	≤74	PASS
				Peak	2500.000	-41.43	≤-21.20	53.77	≤74	PASS
11N20SISO	Ant1	Low	2412	AV	2310.000	-48.91	≤-41.20	46.29	≤54	PASS
				AV	2389.830	-48.22	≤-41.20	46.98	≤54	PASS
				AV	2390.000	-48.22	≤-41.20	46.98	≤54	PASS
				Peak	2310.000	-42.14	≤-21.20	53.06	≤74	PASS
				Peak	2366.950	-38.78	≤-21.20	56.42	≤74	PASS
				Peak	2390.000	-42.35	≤-21.20	52.85	≤74	PASS
		High	2462	AV	2483.500	-47.64	≤-41.20	47.56	≤54	PASS
				AV	2488.070	-46.69	≤-41.20	48.51	≤54	PASS
				AV	2500.000	-47.81	≤-41.20	47.39	≤54	PASS
				Peak	2483.500	-40.2	≤-21.20	55.00	≤74	PASS
				Peak	2487.960	-38.04	≤-21.20	57.16	≤74	PASS
				Peak	2500.000	-41.22	≤-21.20	53.98	≤74	PASS

11N40SISO	Ant1	Low	2422	AV	2310.000	-48.7	≤-41.20	46.50	≤54	PASS
				AV	2389.440	-47.55	≤-41.20	47.65	≤54	PASS
				AV	2390.000	-47.73	≤-41.20	47.47	≤54	PASS
				Peak	2310.000	-41.77	≤-21.20	53.43	≤74	PASS
				Peak	2388.660	-37.06	≤-21.20	58.14	≤74	PASS
				Peak	2390.000	-41.39	≤-21.20	53.81	≤74	PASS
		High	2452	AV	2483.500	-41.76	≤-41.20	53.44	≤54	PASS
				AV	2484.550	-41.4	≤-41.20	53.80	≤54	PASS
				AV	2500.000	-47.77	≤-41.20	47.43	≤54	PASS
				Peak	2483.500	-25.48	≤-21.20	69.72	≤74	PASS
				Peak	2484.550	-24.98	≤-21.20	70.22	≤74	PASS
				Peak	2500.000	-40.55	≤-21.20	54.65	≤74	PASS

Note：

1. The Antenna Gain is compensated in the graph.
2. The limit in dBm for average detector is conversion from 54dBuV/m, according to 15.209(a). The limit in dBm for peak detector is 20dB above the limit of average detector in dBm.

Test Graphs

11B_Ant1_Low_2412_AV

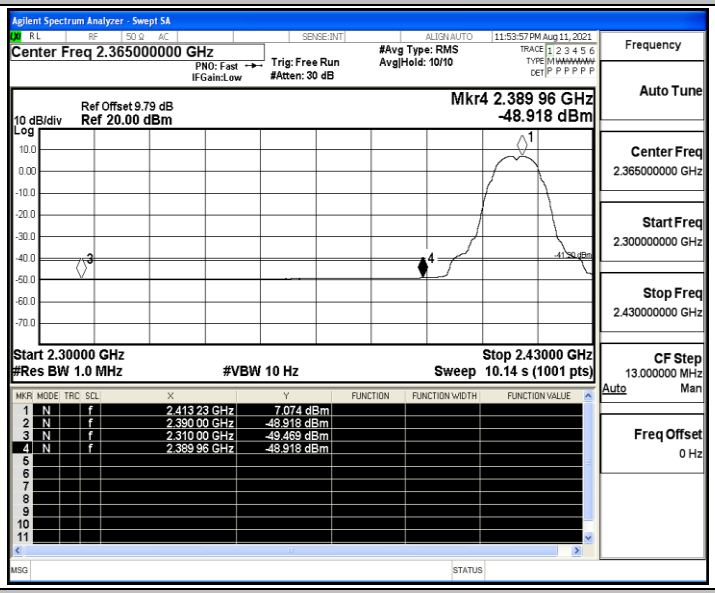

11B_Ant1_Low_2412_Peak

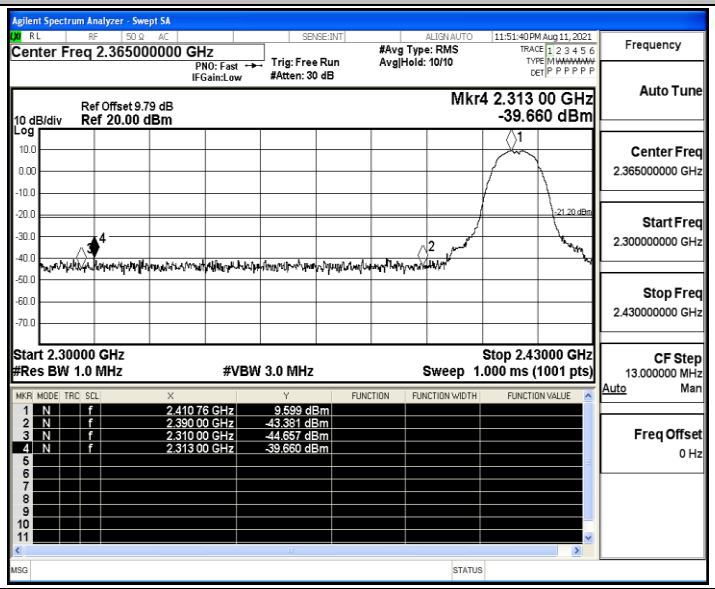

11B_Ant1_High_2462_AV

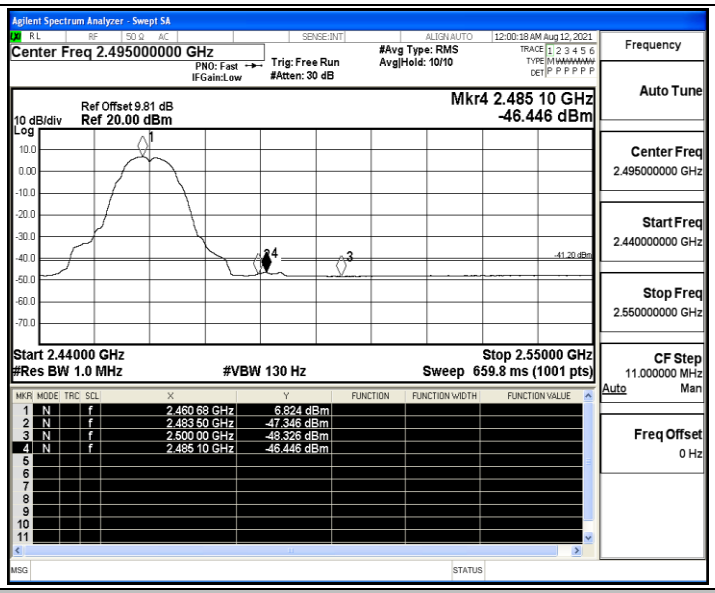

11B_Ant1_High_2462_Peak

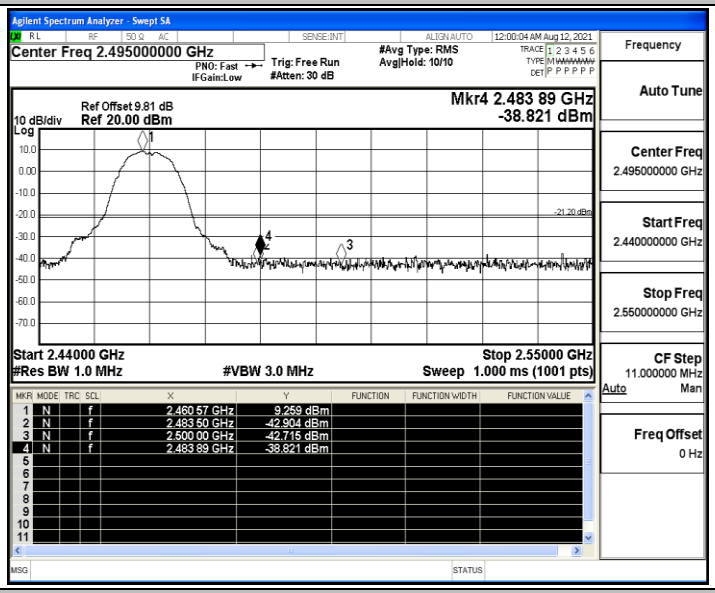

11G_Ant1_Low_2412_AV

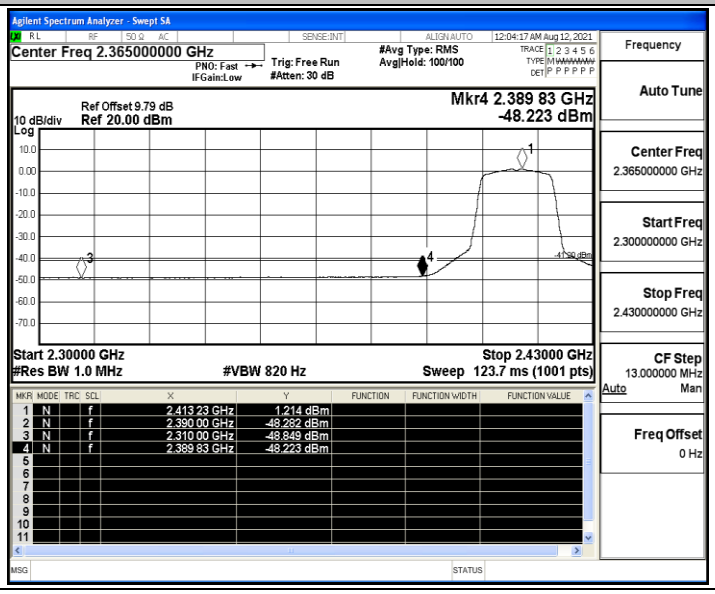

11G_Ant1_Low_2412_Peak

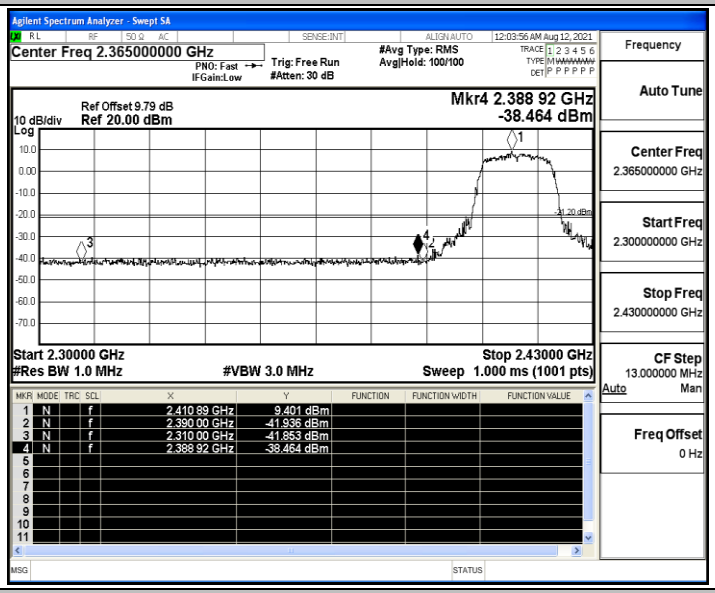

11G_Ant1_High_2462_AV

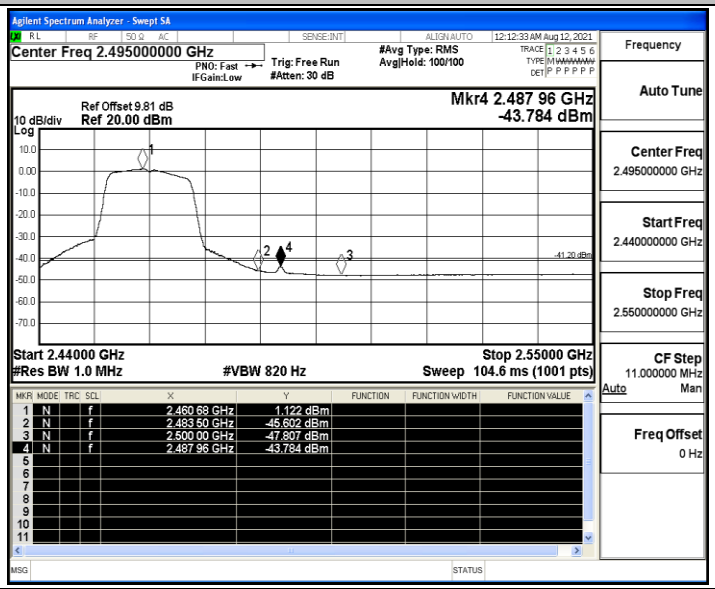

11G_Ant1_High_2462_Peak

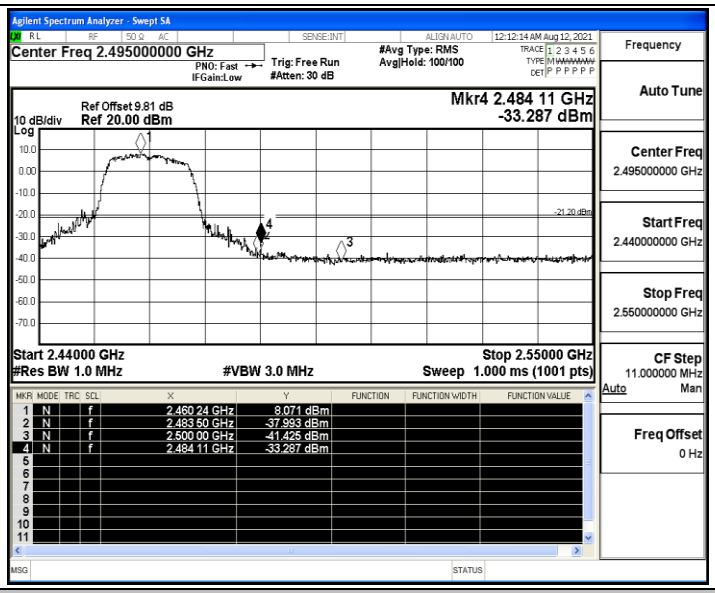

11N20SISO_Ant1_Low_2412_AV

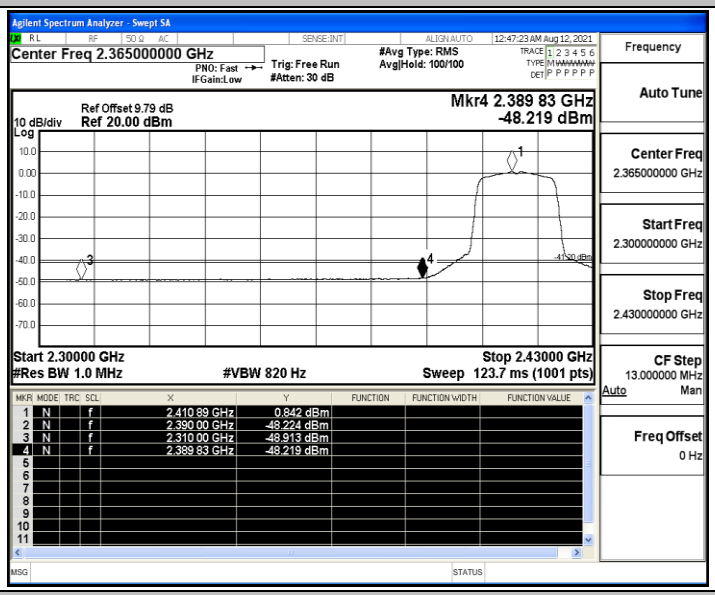

11N20SISO_Ant1_Low_2412_Peak

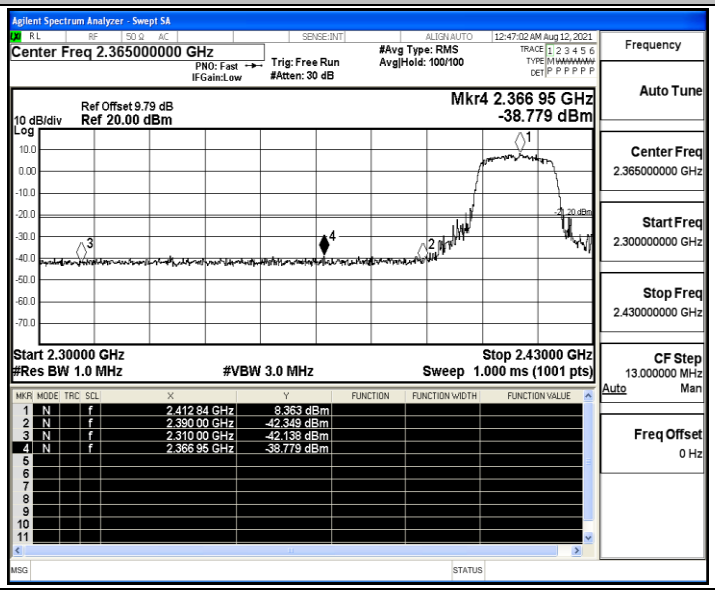

11N20SISO_Ant1_High_2462_AV

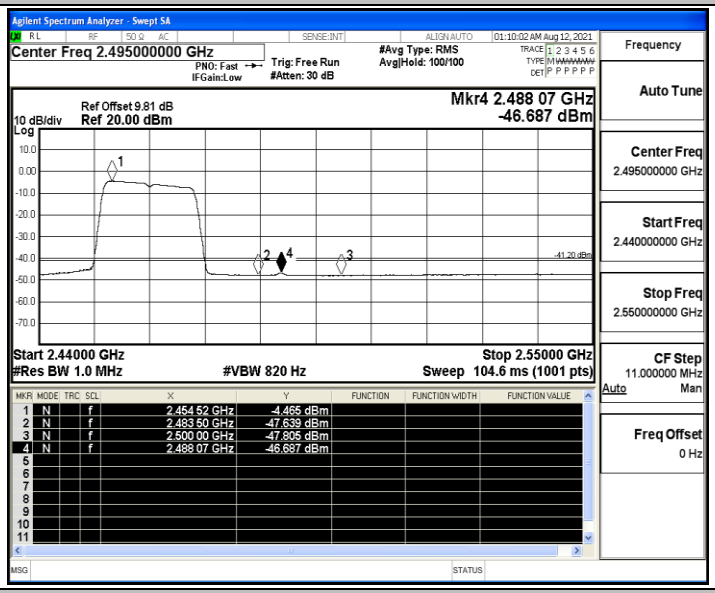

11N20SISO_Ant1_High_2462_Peak

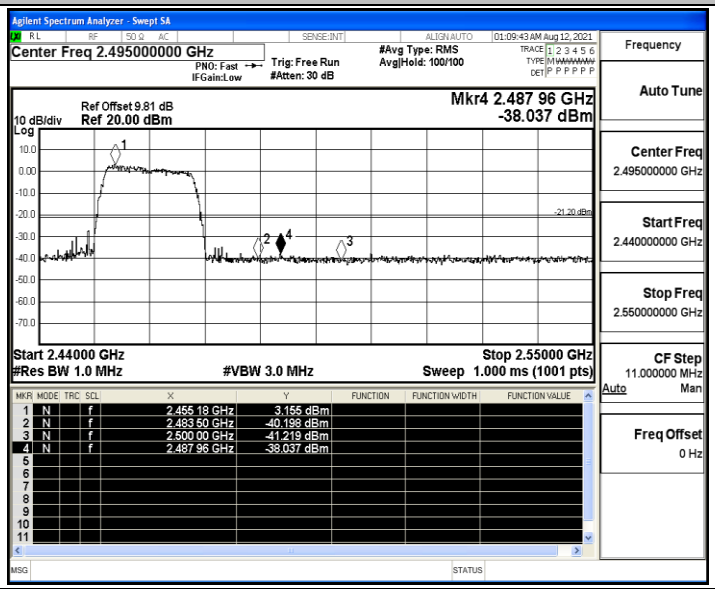

11N40SISO_Ant1_Low_2422_AV

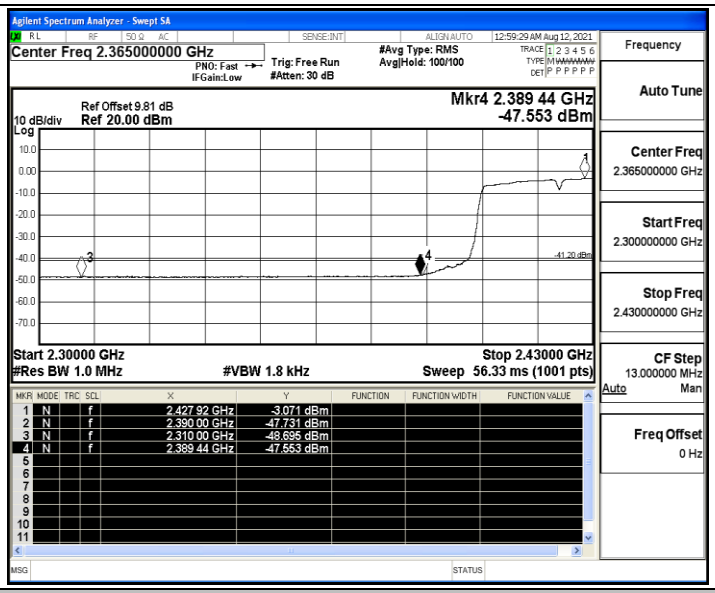

11N40SISO_Ant1_Low_2422_Peak

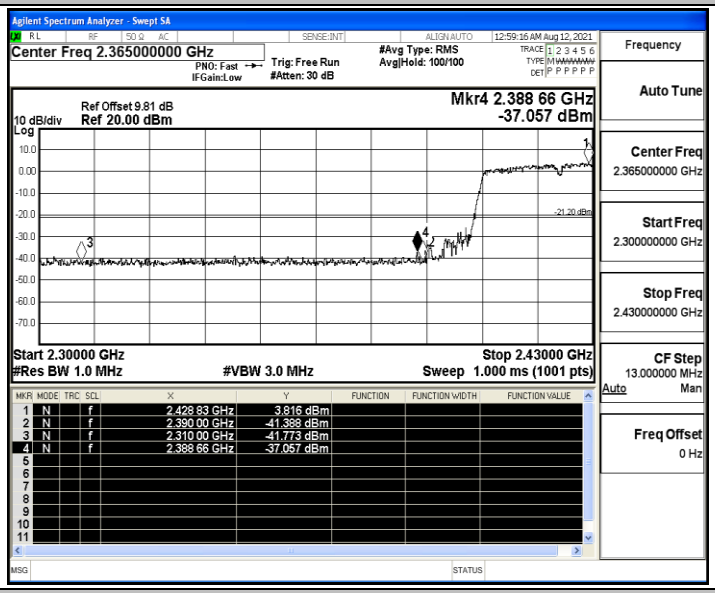

11N40SISO_Ant1_High_2452_AV

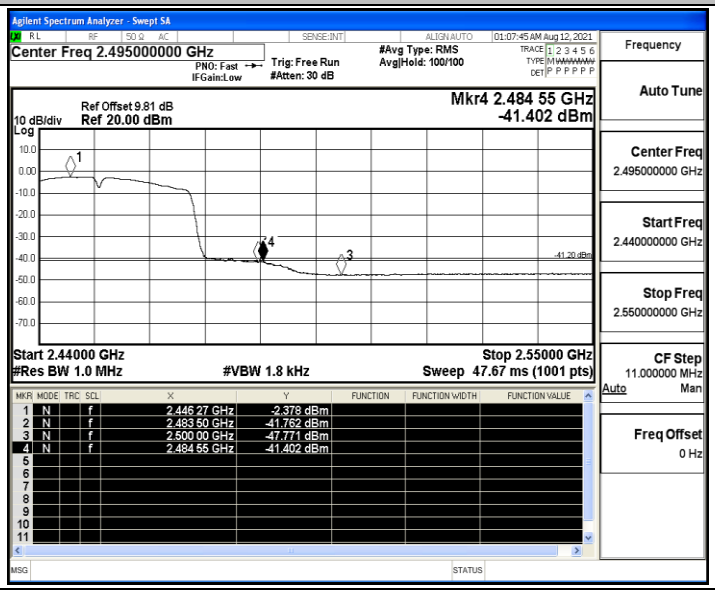
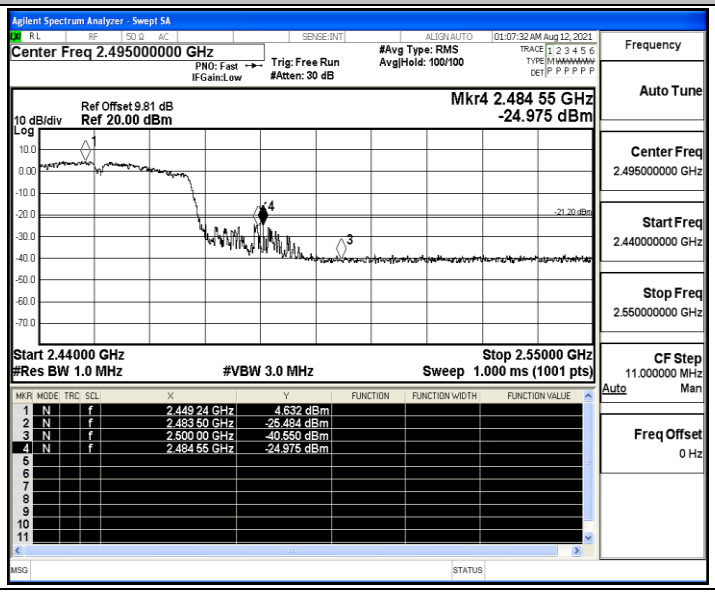
11N40SISO_Ant1_High_2452_Peak