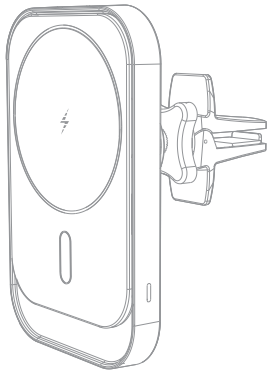

车载磁吸无线充

使用说明书

产品参数

参数	
产品名称	车载磁吸无线充支架
功率输入	9V⎓2A / 5V⎓2A
功率输出	5W/7.5W/10W/15W
充电距离	≤5mm
材质	ABS+PC
尺寸	102.9*64.5*26.2mm

产品说明

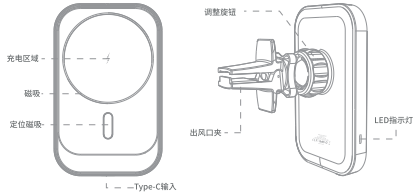

适用设备

- 用于具有磁吸无线充电功能的设备。
- 与旧款相比，充电速度快20%。

使用说明

1.出风口夹子安装在机子上。

2.数据线USB-C端口插入车载无线充通电后，蓝灯亮。

3.手机放置无线充的区域中心吸附手机，绿灯亮，即进入充电模式。

亮灯模式

模式	指示灯
待机	蓝灯常亮
充电	绿灯常亮
充满	灯灭
检测到异物	蓝灯闪烁5秒；转常亮
过温保护状态	蓝灯闪烁

包装清单

车载无线充 X 1
出风口夹子 X 1
USB线 X 1
说明书 X 1

CE FC RoHS

中国制造

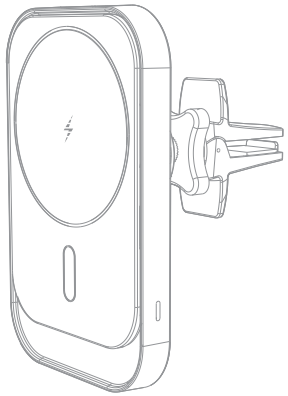

CarMagnetic WirelessCharger

Instructions

ProductParameter

Parameter	
Productname	Car magnetic wireless charging bracket
Power input	9V⎓2A / 5V⎓2A
Power output	5W/7.5W/10W/15W
Charging distance	≤5mm
Material	ABS+PC
Size	102.9*64.5*26.2mm

Product Description

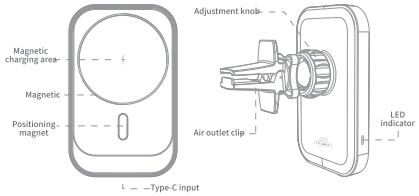

Applicable equipment

- For devices with magnetic wireless charging function.
- Compared with the old model, the charging speed is 20% faster.

Instructions for use

1. The outlet clip is installed on the machine.
2. After the USB-C port of the data cable is plugged into the wireless charging, the blue light will be on.
3. The center of the area where the mobile phone is placed in the wireless charging area attracts the mobile phone, and the green light is on to enter the charging mode.

Lighting mode

Mode	Indicator light
To be determined	Blue light is always on
Recharge	Steady green
Full	Lights off
Foreign body detected	The blue light flashes for 5 seconds; it turns steady
Full	Lights off

Packing list

Online charging X 1
Out clip X 1
USB cable X 1
Manual X 1

CE FC RoHS

Made in China

FCC Warning Statement

Changes or modifications not expressly approved by the party responsible for compliance could void the user's authority to operate the equipment. This equipment has been tested and found to comply with the limits for a Class B digital device, pursuant to Part 15 of the FCC Rules. These limits are designed to provide reasonable protection against harmful interference in a residential installation. This equipment generates uses and can radiate radio frequency energy and, if not installed and used in accordance with the instructions, may cause harmful interference to radio communications. However, there is no guarantee that interference will not occur in a particular installation. If this equipment does cause harmful interference to radio or television reception, which can be determined by turning the equipment off and on, the user is encouraged to try to correct the interference by one or more of the following measures:

-- Reorient or relocate the receiving antenna.

-- Increase the separation between the equipment and receiver.

-- Connect the equipment into an outlet on a circuit different from that to which the receiver is connected.

-- Consult the dealer or an experienced radio/TV technician for help.