118*64mm 128g铜版纸，折页双面印刷

Magnetic 3-in-1 Foldable Wireless Charging Station
with Active Cooling

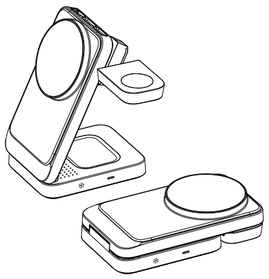

Instruction Manual

Overall Product Schematic Diagram

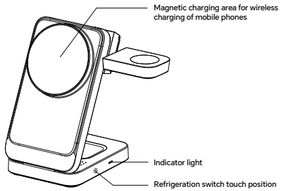

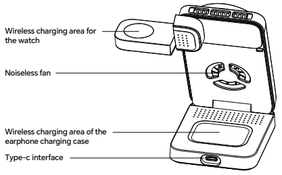

Folding diagram

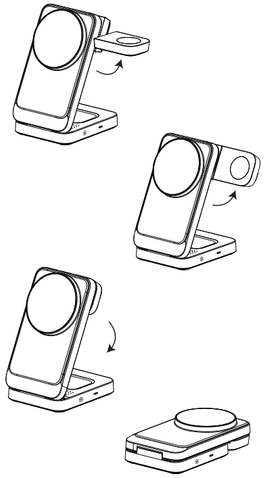

Instructions on usage

1.This product can wirelessly charge three types of devices simultaneously: mobile phones, smart watches, and earphone charging cases that support wireless charging.
2.Connect the wireless charger to an adapter using a Type-C fast charging cable and turn on the power.
3.Place your mobile phone in the mobile phone charging area to start charging.
4. Place your smart watch in the smart watch charging area to start charging the watch.
5. Place the wireless earphone charging case in the earphone charging area to start charging the earphone case.

Adapter Selection

Please use a PD protocol adapter with a power output of 45W or higher. The maximum charging power for mobile phones is 25W, and the cooling function can be activated.

Indicator Light Status

Mode	Indicator Light
Power-On	Blue and green lights flash alternately once, then switch to blue light (on for 5 seconds) before turning off
Standby	Light Off
Earphone Charging Case Charging	Green Light On for 3 Seconds
Fully Charged	No Change in Indicator Light
Mobile Phone Side FOD Protection	Blue light flashes continuously until the abnormal state is resolved, and the cooling function stops working
Earphone Side FOD Protection	Green light flashes continuously until the abnormal state is resolved
Cooling in Progress	Blue Light Steady On

Cooling Function Description ❄

Power-On State: The cooling function operates for 5 seconds and then stops.
Standby State:The cooling function does not work.
Working State:When a mobile phone is placed in the charging area for charging, the cooling function starts automatically.
Cooling Touch Switch:Touch the cooling switch icon to toggle between "Cooling On" and "Cooling Off". Without power interruption, if the mobile phone is removed and then placed back in the charging area for recharging, the previous cooling state (On/Off) will be restored.
When the mobile phone is fully charged, the cooling function stops automatically.

1.If the output power of a USB-A adapter or PD adapter is less than 27W, the output power is insufficient to activate the cooling function, and the mobile phone will charge at 10W.
2.With a 30W PD adapter, the maximum charging power for the mobile phone is 15W, and the cooling function can be activated.
3. With a 45W PD adapter, the maximum charging power for the mobile phone is 25W, and the cooling function can be activated.

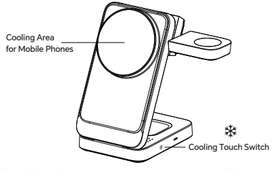

Touch Switch: Touch the switch to toggle between "On" and "Off". The blue indicator light stays on when cooling is on, and turns off when cooling is off.

No Device on Mobile Phone Charging Area: The cooling function turns off automatically. If you touch the switch to turn on cooling, it will operate for 5 seconds and then stop.

Device Charging on Mobile Phone Charging Area: Touch the switch to turn cooling and the fan on/off. After touching to turn off cooling, the fan continues to run for 5 seconds and then stops.

Device Fully Charged on Mobile Phone Charging Area:
The cooling function turns off automatically.

Product Parameters

USB-C input:
15V⎓3A 20V⎓2.25~3.25A

Watch output:
2.5W(max)

Mobile phone output:
5W/7.5W/10W/15W/25W(Max)

Headphone output:
5W(max)

Name
Magnetic 3-in-1 Foldable Wireless Charging Station
with Active Cooling

Effective distance of wireless charging (for mobile phones)
≤3mm

Product size
68mm*30mm*118mm

Working frequency
110-360KHz

Conversion efficiency
70%-80%

Material
ABS+Silicone

Precautions

Applicable Devices

Please check if your mobile phone supports wireless charging. This product supports fast wireless charging, which realizes short-distance wireless power transmission through coil induction.

⚠ Warning!

Do not place metal debris or magnetic cards on the charging pad, as this may cause the charger to overheat!
Remove foreign objects when a foreign object alarm is triggered!
Slight heat generation is normal, as mobile phone batteries heat up during charging! Do not place the charger near fire sources or in corrosive environments!

Packing List

1 x Wireless Charger;
1 x Charging Cable;
1 x User Manual!

FCC Warning Statement

Changes or modifications not expressly approved by the party responsible for compliance could void the user's authority to operate the equipment. This equipment has been tested and found to comply with the limits for a Class B digital device, pursuant to Part 15 of the FCC Rules. These limits are designed to provide reasonable protection against harmful interference in a residential installation. This equipment generates uses and can radiate radio frequency energy and, if not installed and used in accordance with the instructions, may cause harmful interference to radio communications. However, there is no guarantee that interference will not occur in a particular installation. If this equipment does cause harmful interference to radio or television reception, which can be determined by turning the equipment off and on, the user is encouraged to try to correct the interference by one or more of the following measures:
-- Reorient or relocate the receiving antenna.
-- Increase the separation between the equipment and receiver.
-- Connect the equipment into an outlet on a circuit different from that to which the receiver is connected.
-- Consult the dealer or an experienced radio/TV technician for help.

FCC Radiation Exposure Statement
The antennas used for this transmitter must be installed to provide a separation distance of at least 20 cm from all persons and must not be co-located for operating in conjunction with any other antenna or transmitter.

This device complies with Part 15 of the FCC Rules. Operation is subject to the following two conditions:
(1)This device may not cause harmful interference.
(2)This device must accept any interference received, including interference that may cause undesired operation.