尺寸80*100mm　　双面印刷，折页，128g铜版纸

Product Manual

Wireless Charging Station

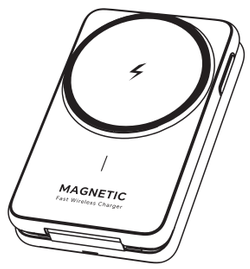

Product's overall diagrammatic sketch

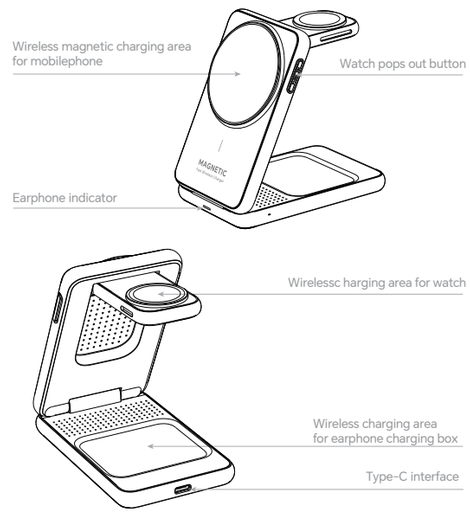

Folding diagrammatic sketch

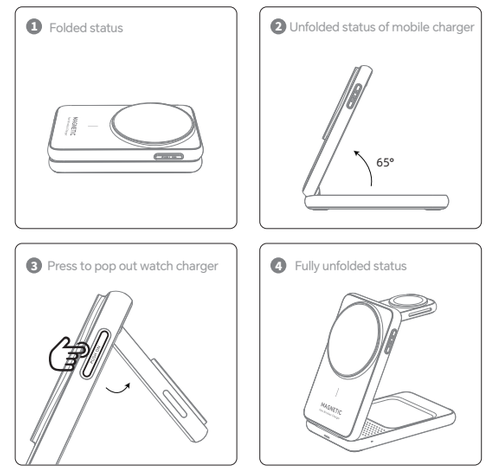

Status of indicator light

Mode	Earphone indicator
Power ON	Transfer to standby status through alternative flash once between blue light and green light
Standby	Blue light is always on
Charging of earphone box	Green light is always on
Full charge	Green light is always on
FOD protection of mobilephone terminal	Blue light always flashes until the abnormal status is removed.
FOD protection of earphone terminal	Green light always flashes until the abnormal status is removed.

Operation instruction

1. This product can simultaneously charge three types of devices that support wireless charging function, including mobile phones, watches and headset wireless charging boxes.

2. Please connect the wireless charger to the 5V3A,9V/3A adapter through the Type-C fast charge cable and switch on the power source.

3. Put the mobile phone in the charging area to charge the mobile phone.

4. Put the watch in the watch charging area to charge the watch.

5. Put the headset wireless charging case in the headset charging area to charge the headset wireless charging case.

Product parameters

Name of product
Wireless Charging Station

Product size
105mm*66mm*24mm

Conversion efficiency
Slow charge≥70% Fast charge≥75%

Working frequency
110~205KHz,324.6KHz

Material
ABS+PC+Alluminum alloy

Input
5V ⎓3A 9V ⎓3A

Output (Mobilephone)
5W/7.5W/10W/15W(Max)

Output (Charging box of earphone)
5W(Max)

Output (Watch)
2.5W

Effective distance for wireless charging (mobile phone)
≤4mm

Cautions

Applicable devices
Please check whether your mobile phone supports wireless charging.
This product supports fast wireless charging and realizes short-distance wireless power transmission through coil induction.

Adapter choices

When using a 5V/2A output adapter, the wireless charger supports a 5W load. When using an adapter that meets the QC3.0 standard, the wireless charger supports a 15W load;

*To ensure the normal use of the charger, it is recommended to use PD fast charging or adapters that meet the QC3.0 standard

⚠ Warning!

Do not put metal debris or magnetic cards on the charging board, as it may cause the charger to heat up! Foreign objects should be removed when an alarm is triggered!
Slight heating is a normal phenomenon, as the phone battery may generate heat during charging!
Do not place the charger near a fire source or corrosive environment !

Package list:

Wireless charger x1
Charging cable x1
Product Manual x1

CE FC RoHS

FCC Warning Statement

Changes or modifications not expressly approved by the party responsible for compliance could void the user's authority to operate the equipment. This equipment has been tested and found to comply with the limits for a Class B digital device, pursuant to Part 15 of the FCC Rules. These limits are designed to provide reasonable protection against harmful interference in a residential installation. This equipment generates uses and can radiate radio frequency energy and, if not installed and used in accordance with the instructions, may cause harmful interference to radio communications. However, there is no guarantee that interference will not occur in a particular installation. If this equipment does cause harmful interference to radio or television reception, which can be determined by turning the equipment off and on, the user is encouraged to try to correct the interference by one or more of the following measures:
-- Reorient or relocate the receiving antenna.
-- Increase the separation between the equipment and receiver.
-- Connect the equipment into an outlet on a circuit different from that to which the receiver is connected.
-- Consult the dealer or an experienced radio/TV technician for help.

FCC Radiation Exposure Statement
The antennas used for this transmitter must be installed to provide a separation distance of at least 20 cm from all persons and must not be co-located for operating in conjunction with any other antenna or transmitter.

This device complies with Part 15 of the FCC Rules. Operation is subject to the following two conditions:
(1)This device may not cause harmful interference.
(2)This device must accept any interference received, including interference that may cause undesired operation.