Appendix Test Data for BT(BDR/EDR) (Conducted Measurement)

Product Name: Bluetooth Keyboard

Trade Mark: Dracool

Test Model: 8625B Bluetooth Keyboard for iPad Pro 12.9

FCC ID: 2A32S-8625B

Environmental Conditions

Temperature:	22.8° C
Relative Humidity:	56%
ATM Pressure:	100.0 kPa
Test Engineer:	Anna Hu
Supervised by:	Hugo Chen
NOTE	N/A

Appendix A: 20dB Emission Bandwidth

Test Result

TestMode	Antenna	Channel	20db EBW[MHz]	FL[MHz]	FH[MHz]	Limit[MHz]	Verdict
DH5	Ant1	2402	0.960	2401.532	2402.492	---	---
		2441	1.026	2440.493	2441.519	---	---
		2480	0.927	2479.517	2480.444	---	---

Test Graphs

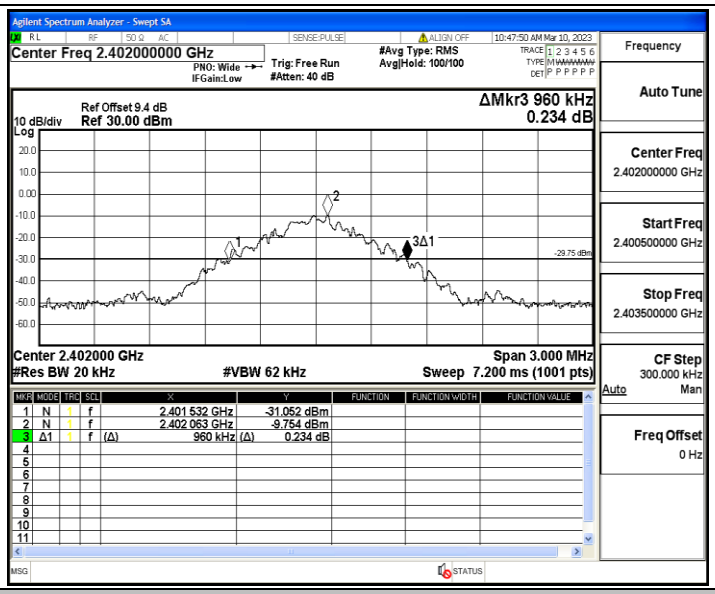

DH5_Ant1_2402

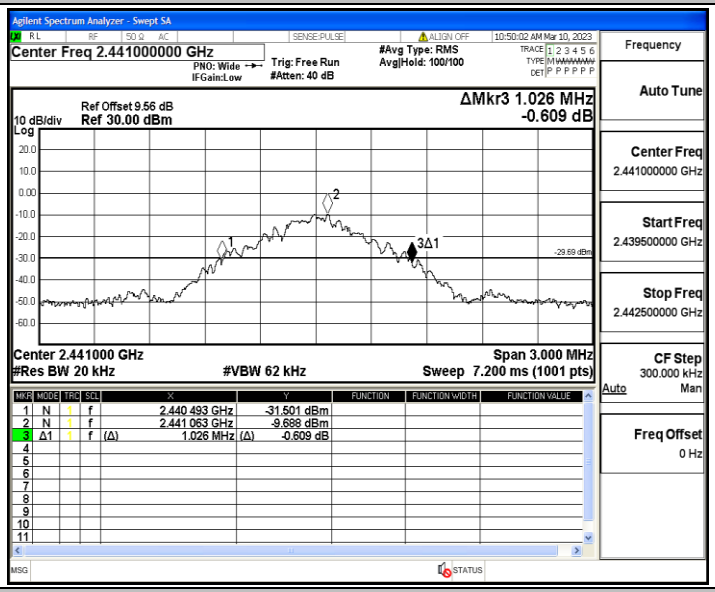

DH5_Ant1_2441

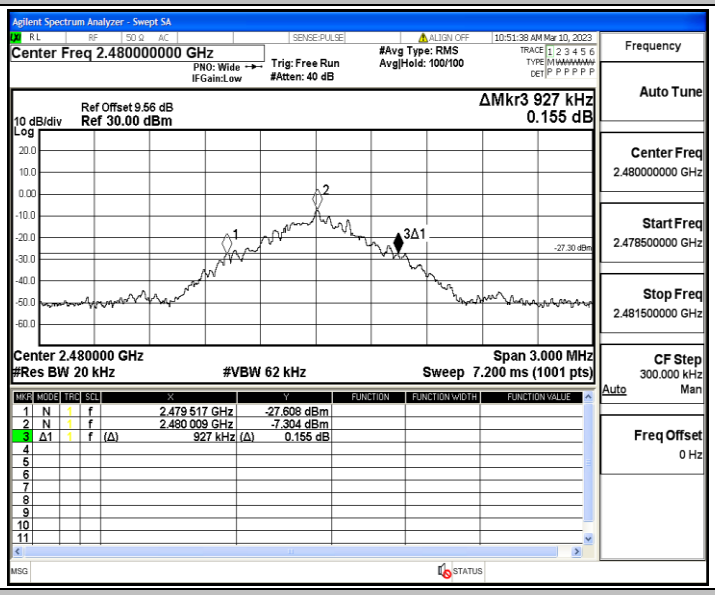

DH5_Ant1_2480

Appendix B: Occupied Channel Bandwidth

Test Result

TestMode	Antenna	Channel	OCB [MHz]	FL[MHz]	FH[MHz]	Limit[MHz]	Verdict
DH5	Ant1	2402	0.89914	2401.5539	2402.4530	---	---
		2441	0.92625	2440.5434	2441.4697	---	---
		2480	0.91310	2479.5472	2480.4603	---	---

Test Graphs

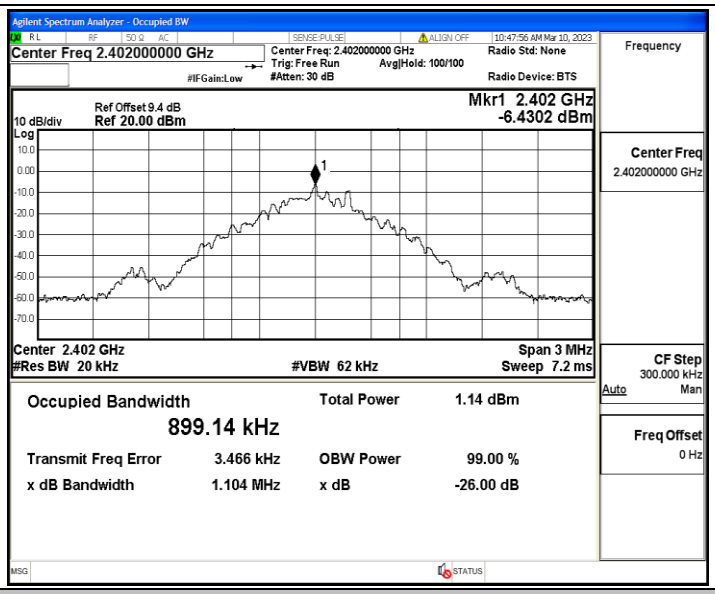

DH5_Ant1_2402

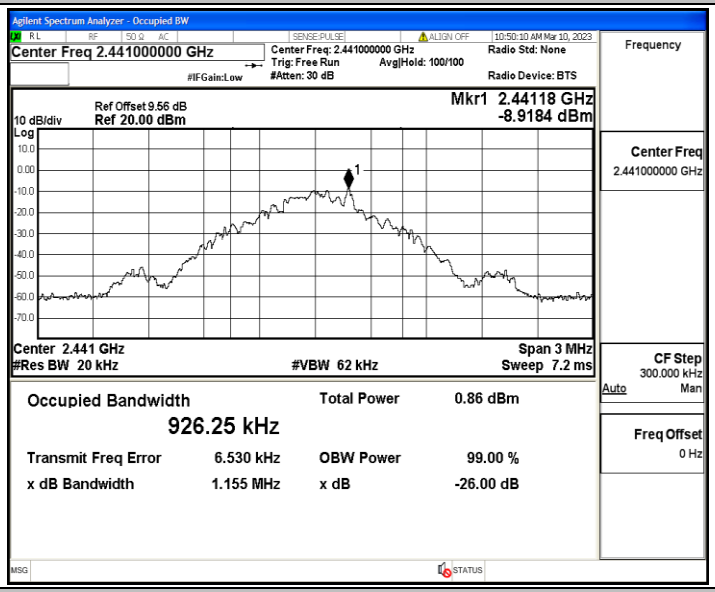

DH5_Ant1_2441

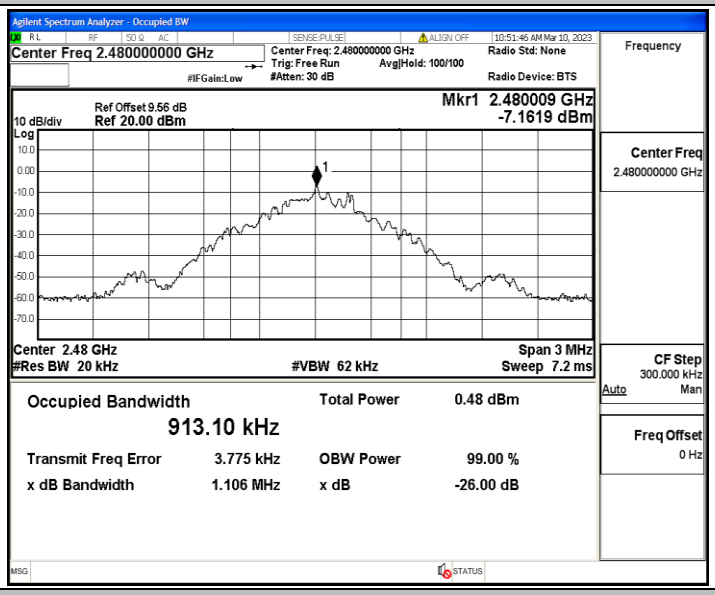

DH5_Ant1_2480

Appendix C: Maximum Peak conducted output power

Test Result

TestMode	Antenna	Channel	Result[dBm]	Limit[dBm]	Verdict
DH5	Ant1	2402	-5.39	≤20.97	PASS
		2441	-5.34	≤20.97	PASS
		2480	-5.88	≤20.97	PASS

Test Graphs

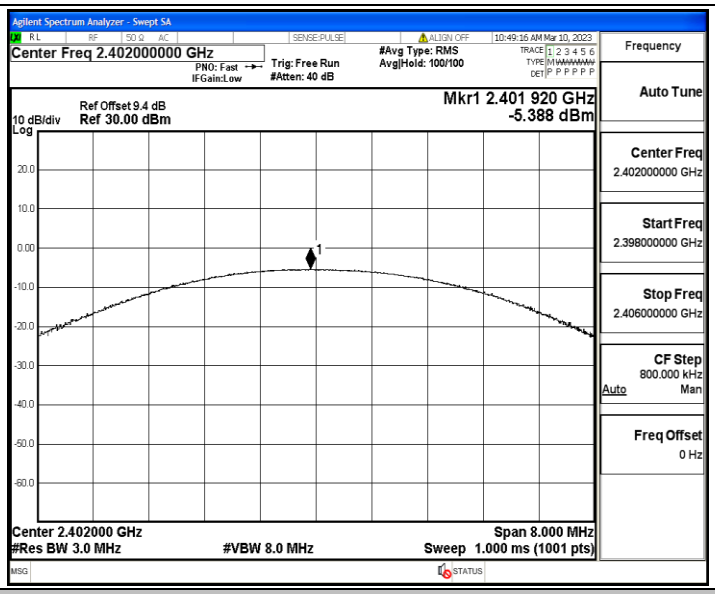

DH5_Ant1_2402

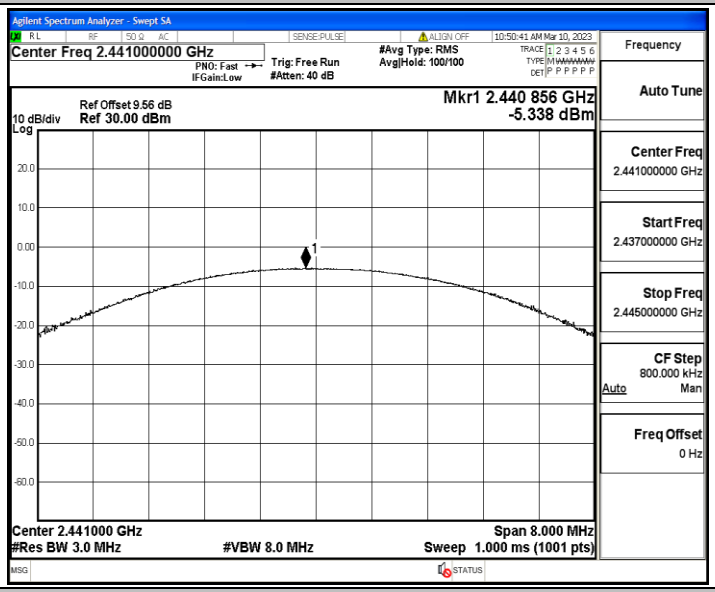

DH5_Ant1_2441

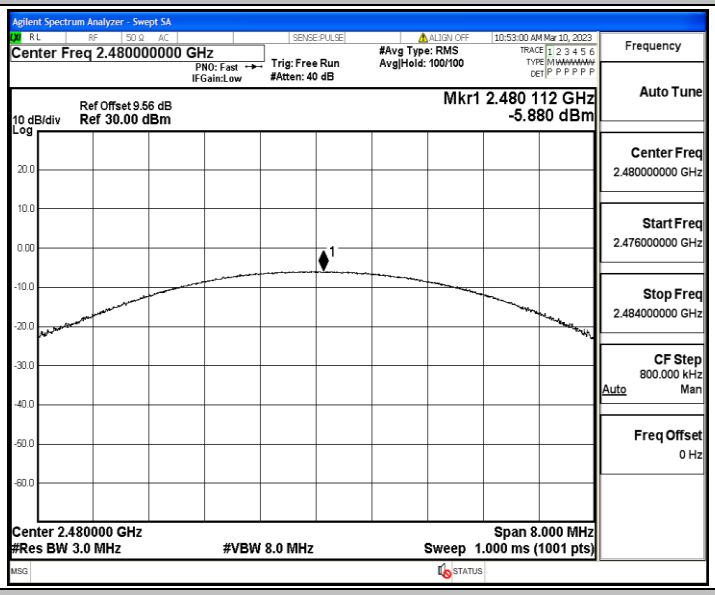

DH5_Ant1_2480

Appendix D: Carrier frequency separation

Test Result

TestMode	Antenna	Channel	Result[MHz]	Limit[MHz]	Verdict
DH5	Ant1	Hop	1.016	≥0.684	PASS

Test Graphs

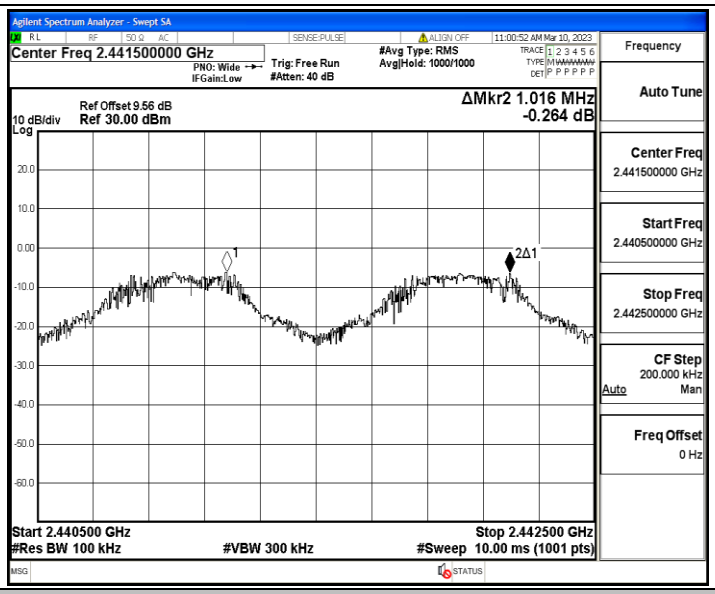

DH5_Ant1_Hop

Appendix E: Time of occupancy

Test Result

TestMode	Antenna	Channel	BurstWidth [ms]	TotalHops [Num]	Result[s]	Limit[s]	Verdict
DH5	Ant1	Hop	2.939	110	0.323	≤0.4	PASS

Test Graphs

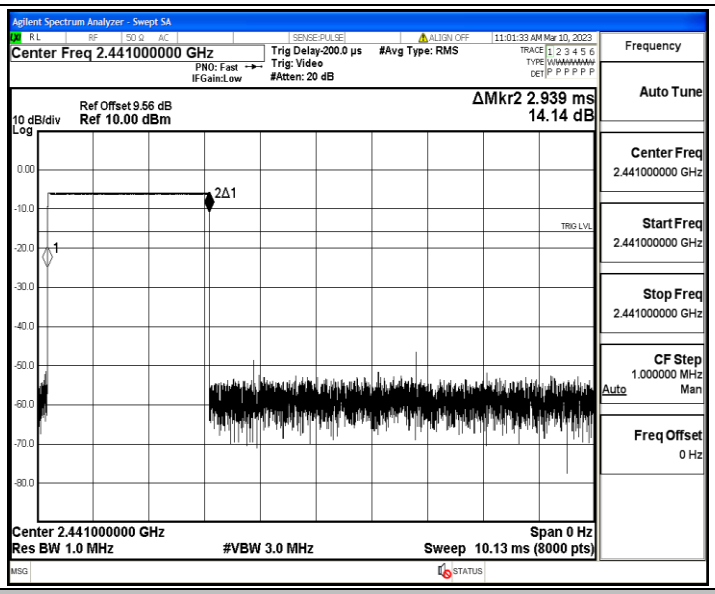

DH5_Ant1_Hop

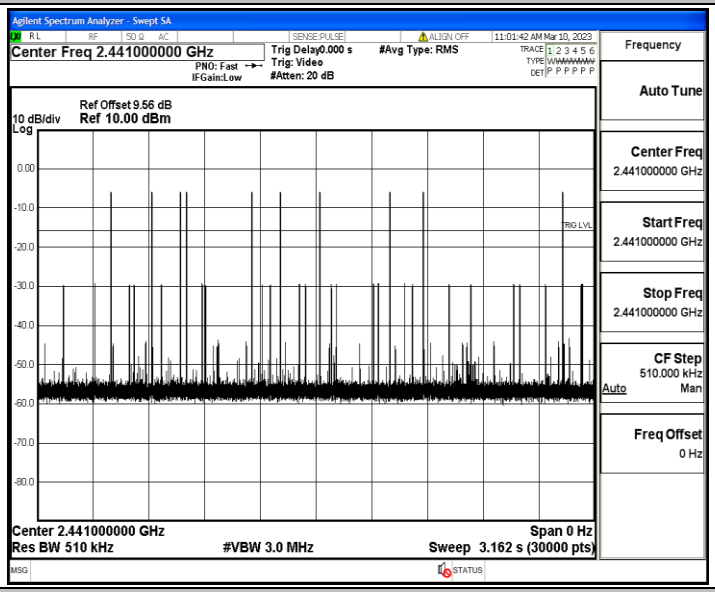

DH5_Ant1_Hop

Appendix F: Number of hopping channels

Test Result

TestMode	Antenna	Channel	Result[Num]	Limit[Num]	Verdict
DH5	Ant1	Hop	79	≥15	PASS

Test Graphs

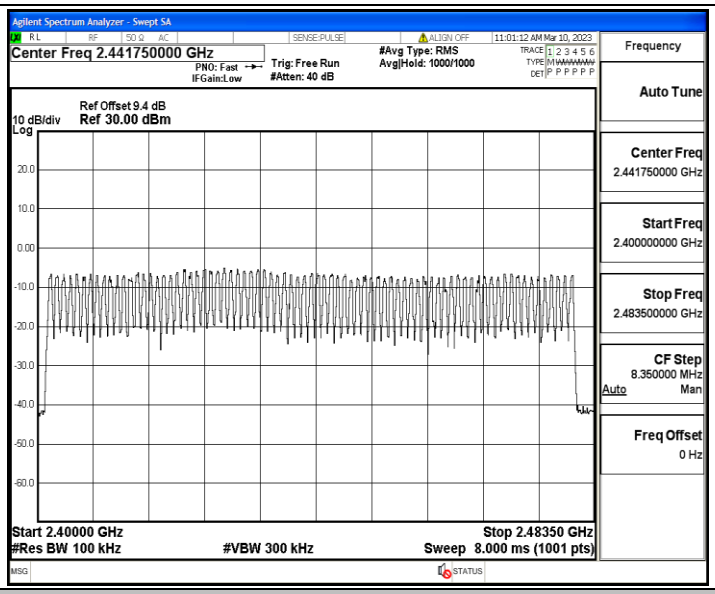

DH5_Ant1_Hop

Appendix G: Band edge measurements

Test Result

TestMode	Antenna	ChName	Channel	RefLevel [dBm]	Result [dBm]	Limit [dBm]	Verdict
DH5	Ant1	Low	2402	-6.05	-49.41	≤-26.05	PASS
		High	2480	-6.70	-48.35	≤-26.7	PASS
		Low	Hop_2402	-6.98	-50.68	≤-26.98	PASS
		High	Hop_2480	-6.79	-48.97	≤-26.79	PASS

Test Graphs

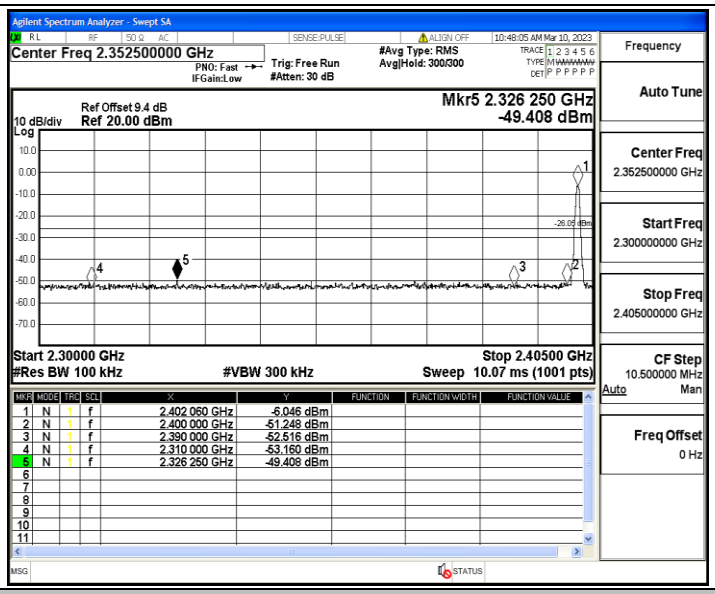

DH5_Ant1_Low_2402

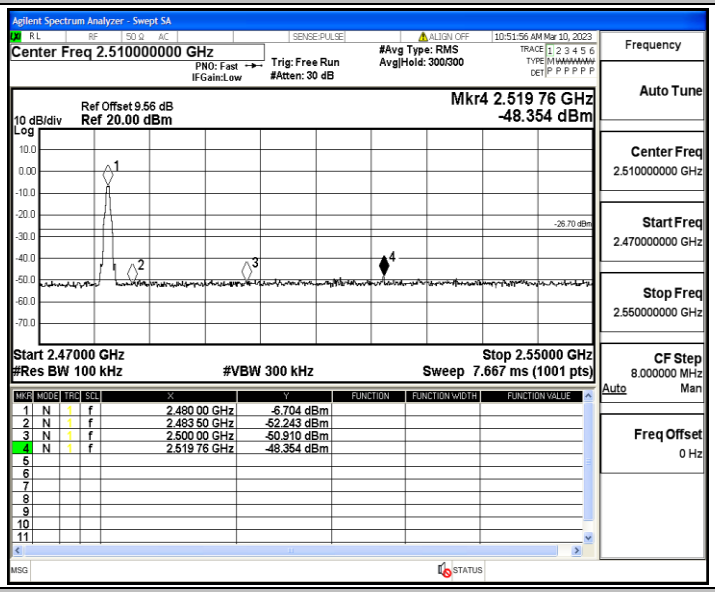

DH5_Ant1_High_2480

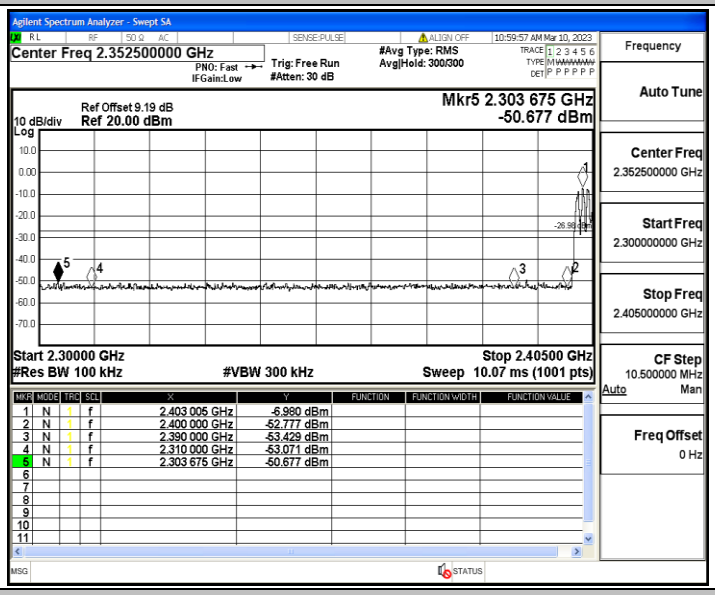

DH5_Ant1_Low_Hop_2402

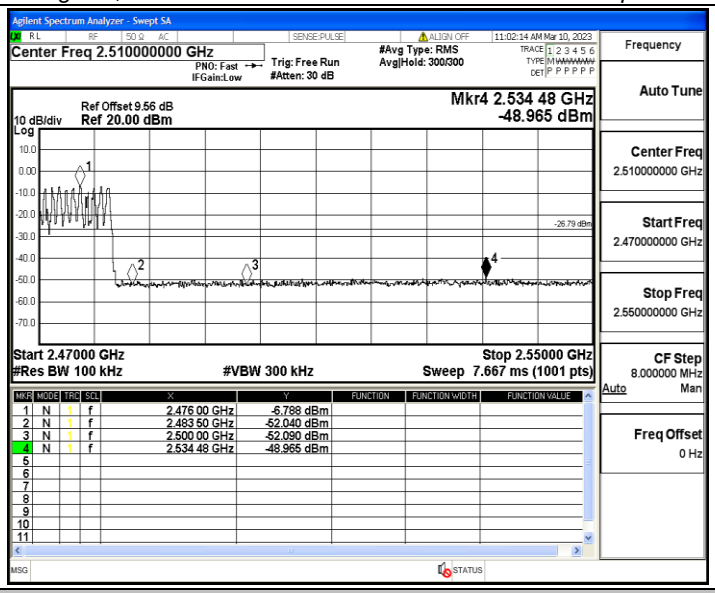

DH5_Ant1_High_Hop_2480

Appendix H: Conducted Spurious Emission

Test Result

TestMode	Antenna	Channel	FreqRange [MHz]	RefLevel [dBm]	Result [dBm]	Limit [dBm]	Verdict
DH5	Ant1	2402	Reference	-6.95	-6.95	---	PASS
			30~1000	-6.95	-60.82	≤-26.95	PASS
			1000~26500	-6.95	-50.56	≤-26.95	PASS
		2441	Reference	-6.85	-6.85	---	PASS
			30~1000	-6.85	-61.2	≤-26.85	PASS
			1000~26500	-6.85	-51.3	≤-26.85	PASS
		2480	Reference	-7.46	-7.46	---	PASS
			30~1000	-7.46	-60.2	≤-27.46	PASS
			1000~26500	-7.46	-50.3	≤-27.46	PASS

Test Graphs

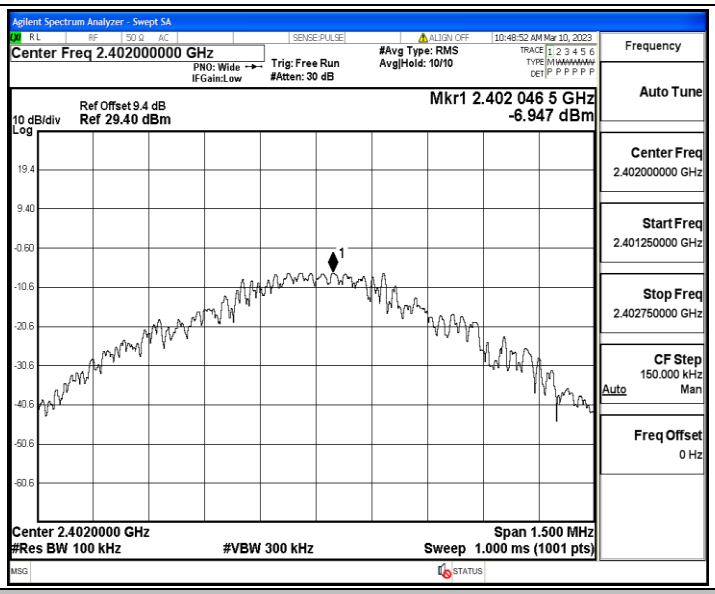

DH5_Ant1_2402_0~Reference

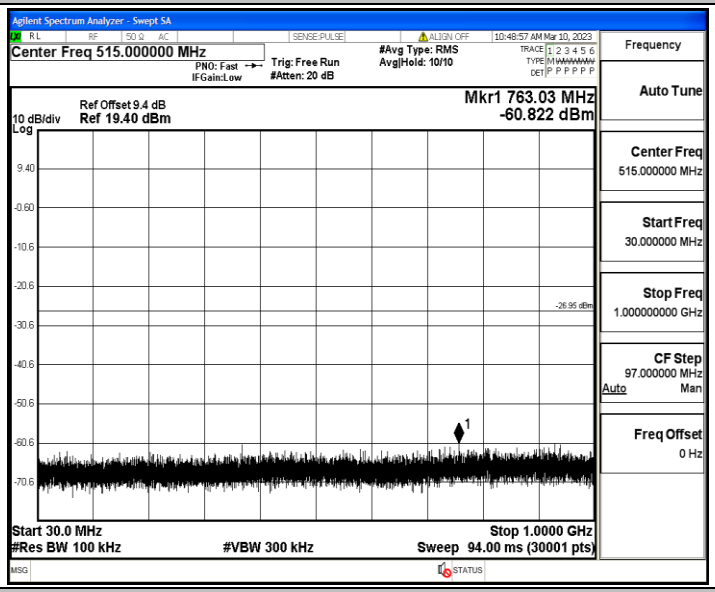

DH5_Ant1_2402_30~1000

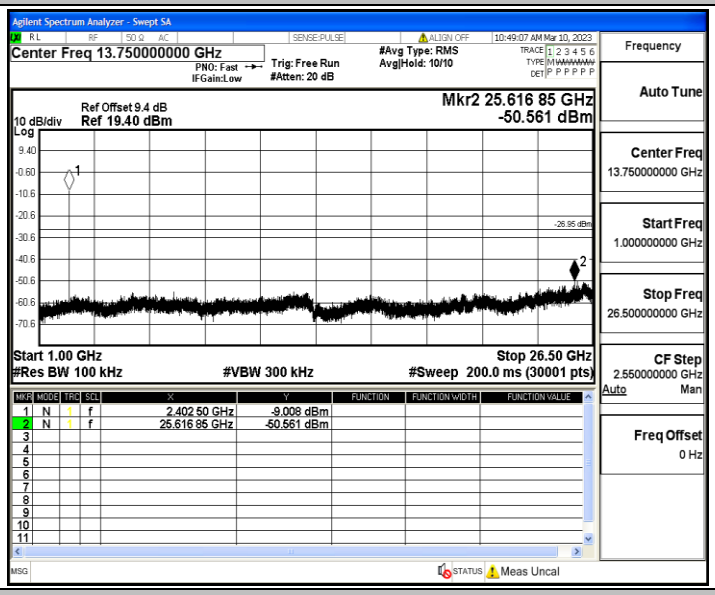

DH5_Ant1_2402_1000~26500

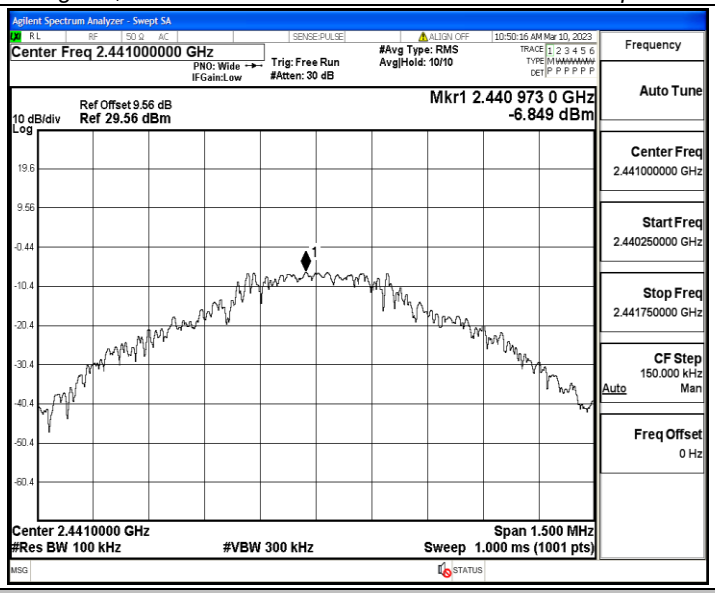

DH5_Ant1_2441_0~Reference

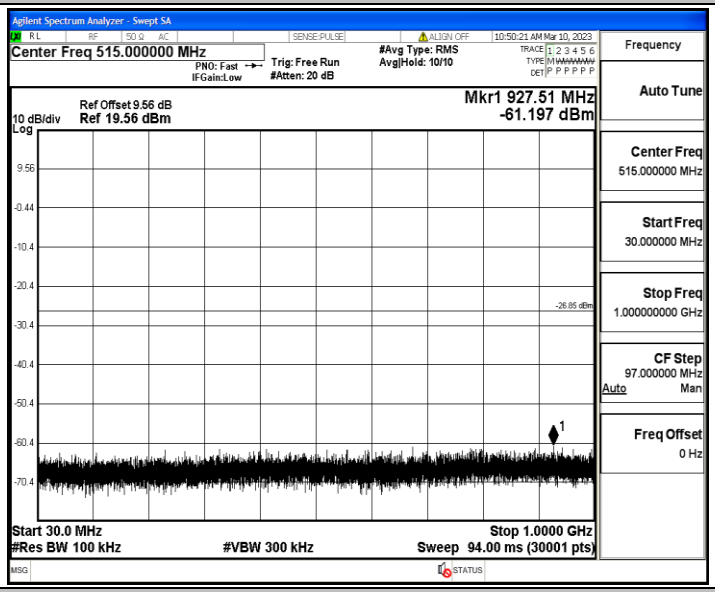

DH5_Ant1_2441_30~1000

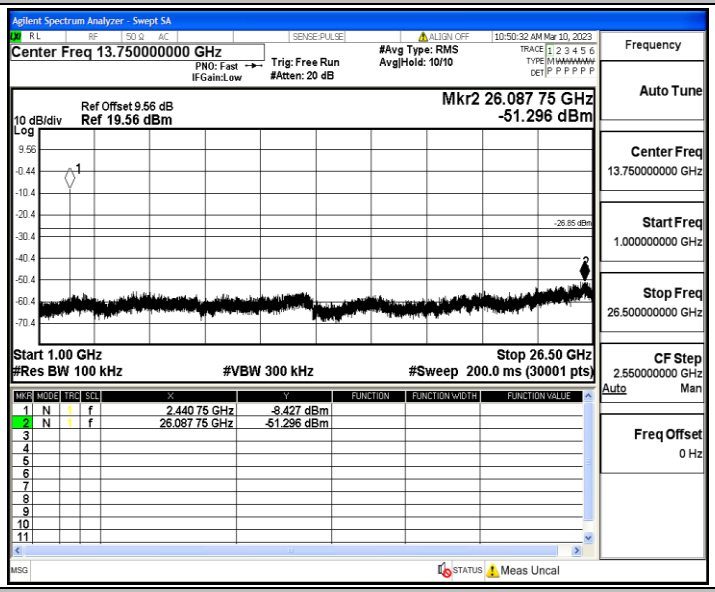

DH5_Ant1_2441_1000~26500

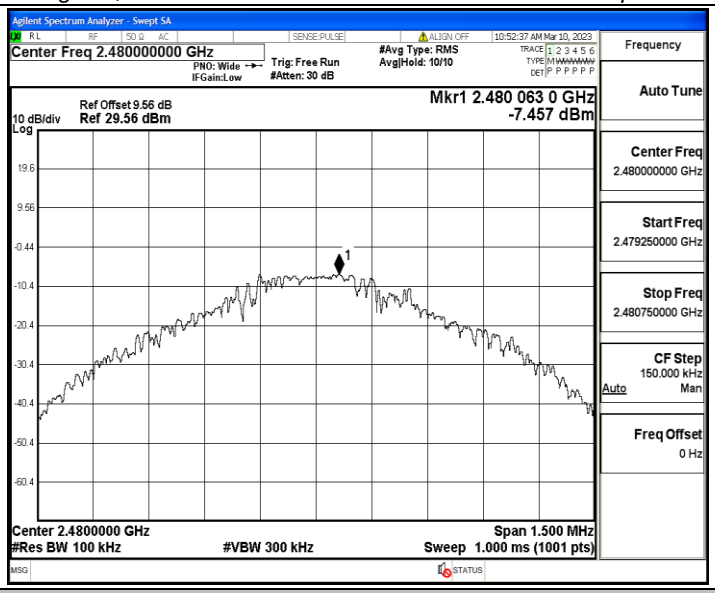

DH5_Ant1_2480_0~Reference

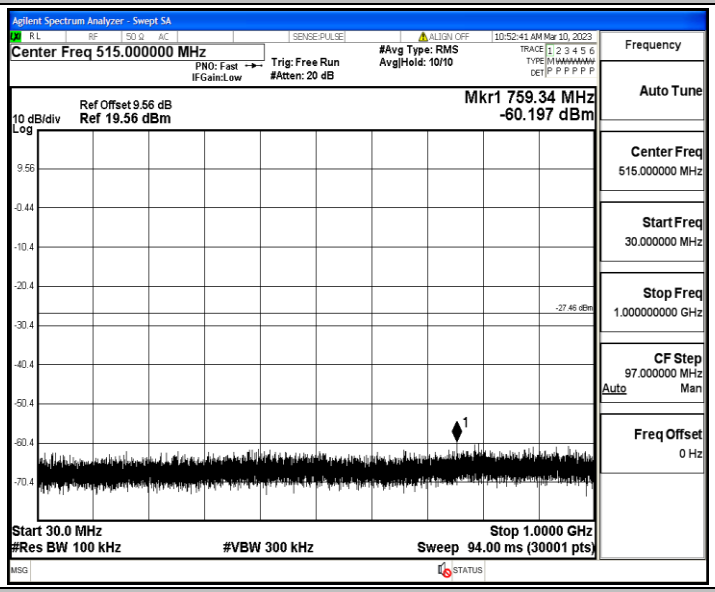

DH5_Ant1_2480_30~1000

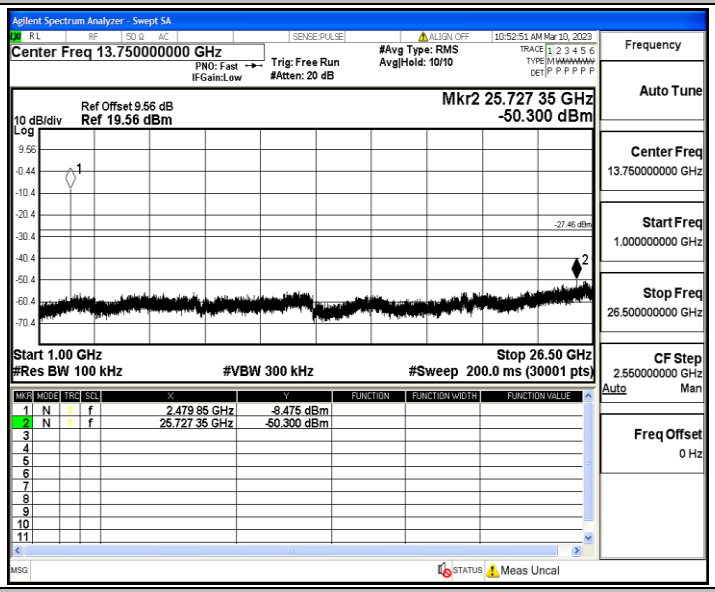

DH5_Ant1_2480_1000~26500

Appendix I: Duty Cycle

Test Result

TestMode	Antenna	Channel	Transmission Duration [ms]	Transmission Period [ms]	Duty Cycle [%]	1/T[kHz]
DH5	Ant1	2402	2.94	3.75	78.40	0.34
		2441	2.94	3.75	78.40	0.34
		2480	2.94	3.75	78.40	0.34

Test Graphs

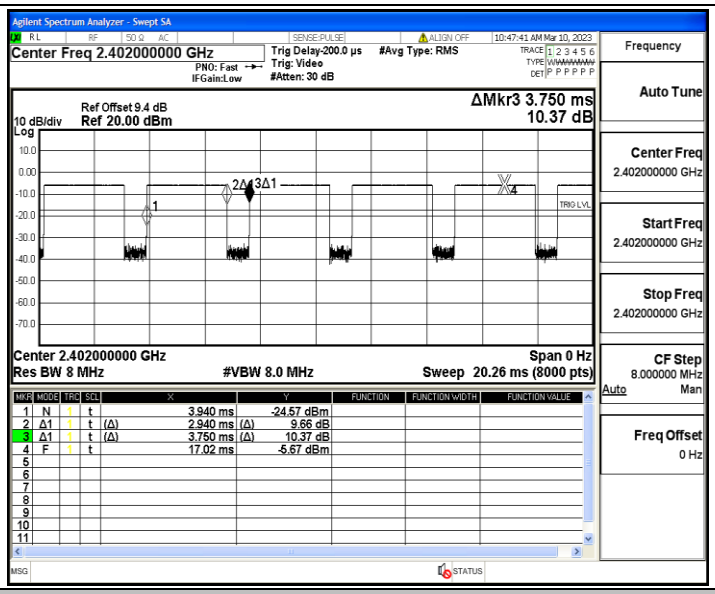

DH5_Ant1_2402

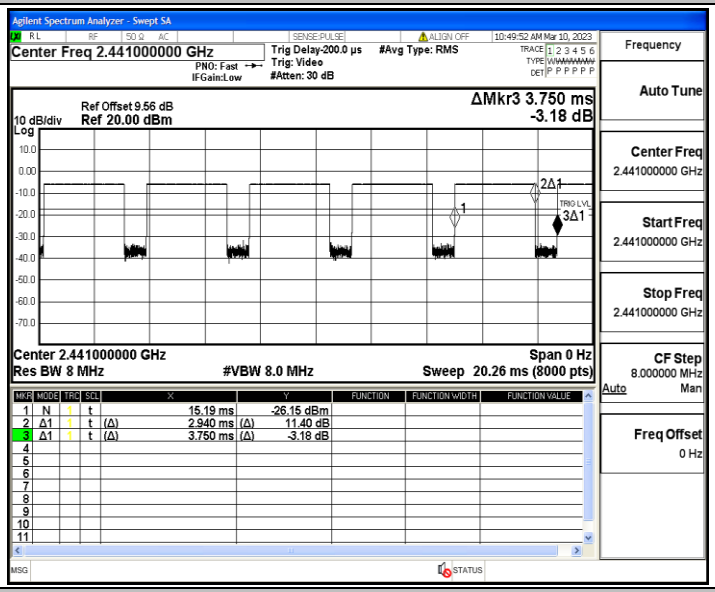

DH5_Ant1_2441

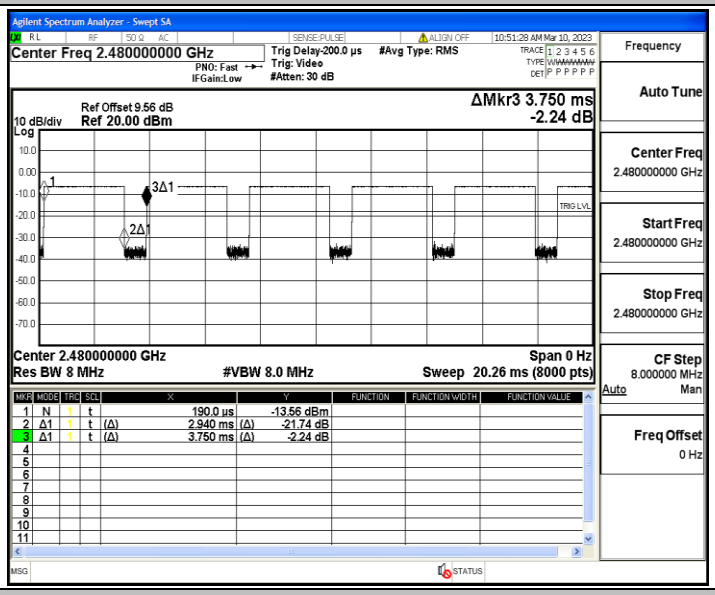

DH5_Ant1_2480

Appendix J: Emissions in Restricted Bands

Test Result

TestMode	Antenna	ChName	Channel	Detector	Freq(MHz)	Result(dBm)	Limit(dBm)	Verdict
DH5	Ant1	Low	2402	AV	2310.000	-48.97	≤-41.20	PASS
				AV	2382.845	-48.62	≤-41.20	PASS
				AV	2390.000	-48.71	≤-41.20	PASS
				Peak	2310.000	-41.1	≤-21.20	PASS
				Peak	2328.140	-38.84	≤-21.20	PASS
				Peak	2390.000	-42.22	≤-21.20	PASS
		High	2480	AV	2483.500	-48.24	≤-41.20	PASS
				AV	2499.280	-47.88	≤-41.20	PASS
				AV	2500.000	-48.06	≤-41.20	PASS
				Peak	2483.500	-41.26	≤-21.20	PASS
				Peak	2498.800	-37.38	≤-21.20	PASS
				Peak	2500.000	-41.25	≤-21.20	PASS

Note：

1. The Antenna Gain is compensated in the graph with 2dBi and Antenna Gain which is Higher.
2. The limit in dBm for average detector is conversion from 54dBuV/m, according to 15.209(a). The limit in dBm for peak detector is 20dB above the limit of average detector in dBm.

Test Graphs

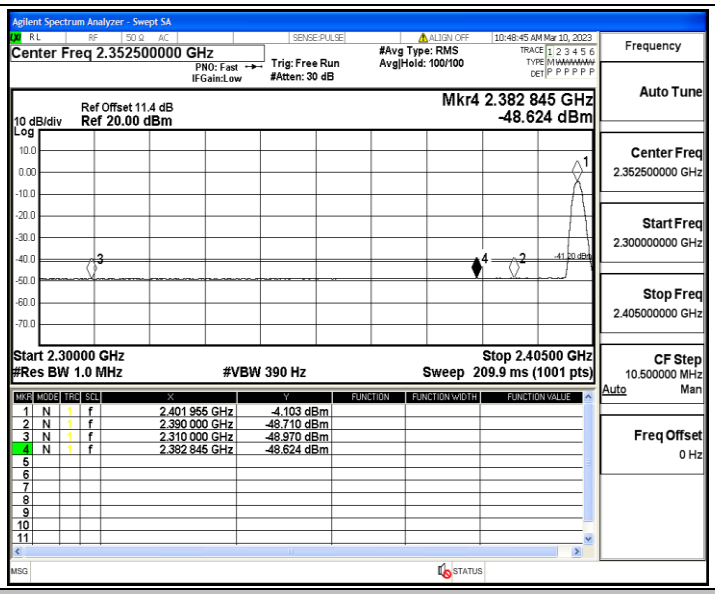

DH5_Ant1_Low_2402_AV

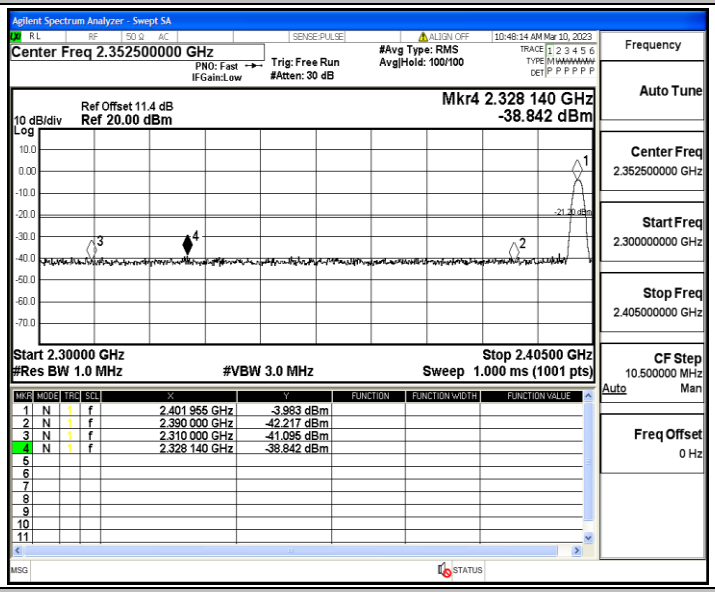

DH5_Ant1_Low_2402_Peak

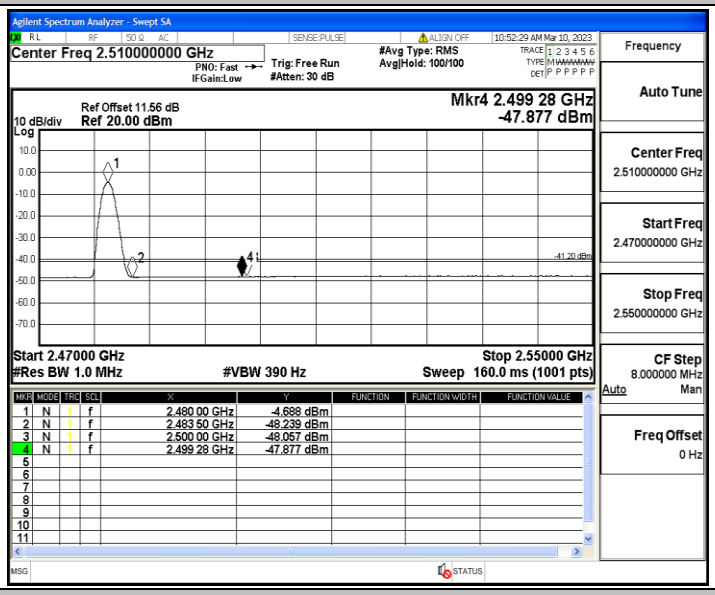

DH5_Ant1_High_2480_AV

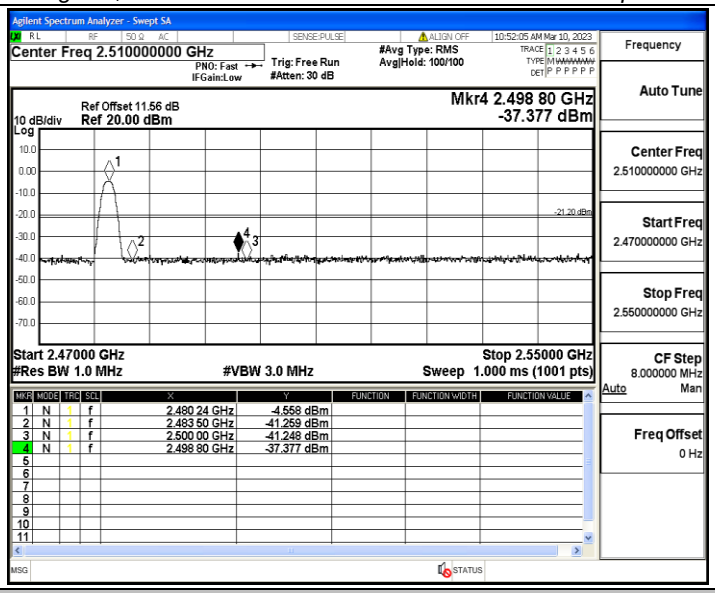

DH5_Ant1_High_2480_Peak