Annex C Plots of T-Coil Test Results

HAC_T-Coil_GSM850_GSM Voice_Ch189_Z

Communication System: UID 0, Generic GSM (0); Frequency: 836.6 MHz;Duty Cycle: 1:8.30042
Medium: Air Medium parameters used: $\sigma = 0$ S/m, $\varepsilon_r = 1$; $\rho = 0$ kg/m^3
Ambient Temperature：23.2 ℃

DASY5 Configuration:
- Probe: AM1DV2 - 1048; ; Calibrated: 2022.02.22
- Sensor-Surface: 0mm (Fix Surface)
- Electronics: DAE4 Sn480; Calibrated: 2021.06.22
- Phantom: HAC Test Arch with AMCC; Type: SD HAC P01 BA;
- Measurement SW: DASY52, Version 52.8 (8); SEMCAD X Version 14.6.10 (7331)

Ch189/z (axial) 4.2mm 50 x 50/ABM SNR(x,y,z) (13x13x1): Measurement grid: dx=10mm, dy=10mm
ABM1/ABM2 = 33.10 dB
ABM1 comp = -10.17 dBA/m
BWC Factor = 0.00087 dB
Location: 8.3, -8.3, 3.7 mm



0 dB = 45.19 = 33.10 dB

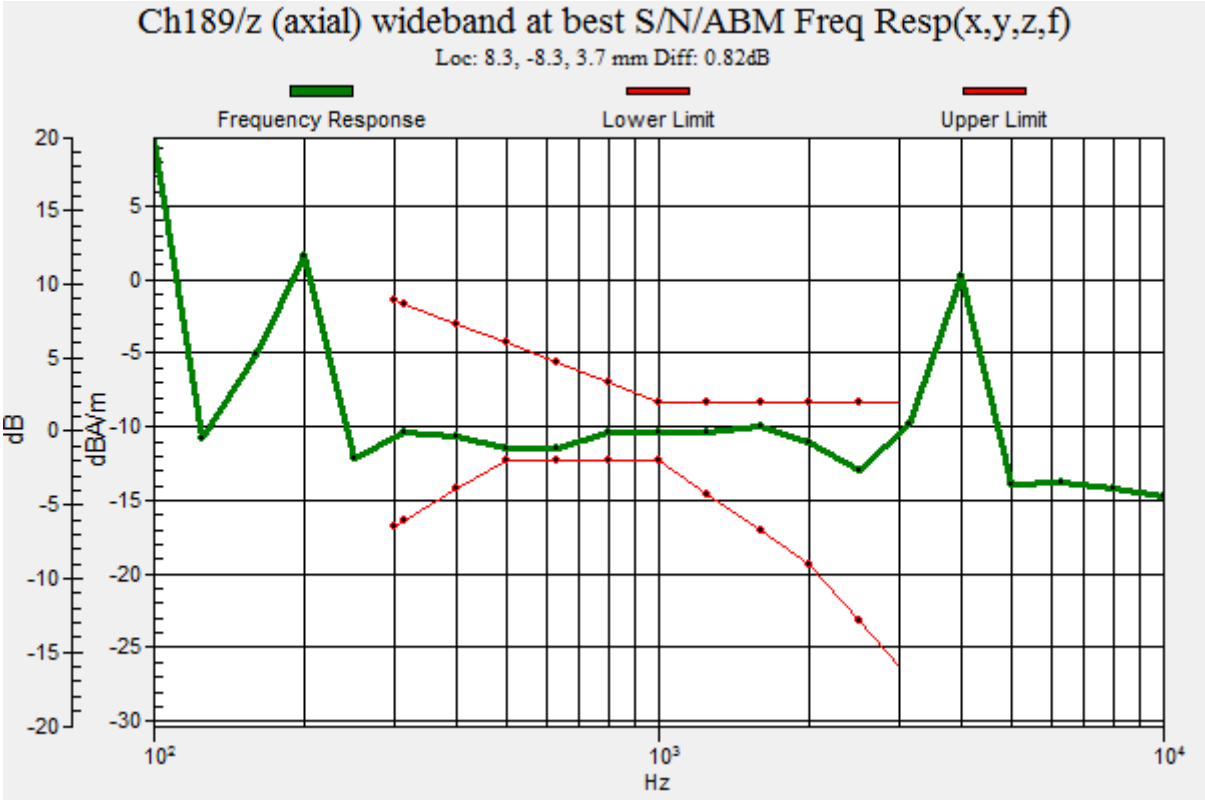
Ch189/z (axial) wideband at best S/N/ABM Freq Resp(x,y,z,f)
Loc: 8.3, -8.3, 3.7 mm Diff: 0.82dB
Frequency Response
Lower Limit
Upper Limit
dB
dBA/m
Hz

HAC_T-Coil_GSM850_GSM Voice_Ch189_Y

Communication System: UID 0, Generic GSM (0); Frequency: 836.6 MHz;Duty Cycle: 1:8.30042
Medium: Air Medium parameters used: $\sigma = 0$ S/m, $\varepsilon_r = 1$; $\rho = 0$ kg/m^3
Ambient Temperature：23.2 ℃

DASY5 Configuration:
- Probe: AM1DV2 - 1048; ; Calibrated: 2022.02.22
- Sensor-Surface: 0mm (Fix Surface)
- Electronics: DAE4 Sn480; Calibrated: 2021.06.22
- Phantom: HAC Test Arch with AMCC; Type: SD HAC P01 BA;
- Measurement SW: DASY52, Version 52.8 (8); SEMCAD X Version 14.6.10 (7331)

Ch189/y (transversal) 4.2mm 50 x 50/ABM SNR(x,y,z) (13x13x1): Measurement grid: dx=10mm, dy=10mm
ABM1/ABM2 = 34.02 dB
ABM1 comp = -6.83 dBA/m
BWC Factor = 7.08 dB
Location: -4.2, 4.2, 3.7 mm



0 dB = 50.25 = 34.02 dB

HAC_T-Coil_GSM1900_GSM Voice_Ch661_Z

Communication System: UID 0, Generic GSM (0); Frequency: 1880 MHz;Duty Cycle: 1:8.30042
Medium: Air Medium parameters used: $\sigma = 0$ S/m, $\varepsilon_r = 1$; $\rho = 0$ kg/m^3
Ambient Temperature：23.2 ℃

DASY5 Configuration:
- Probe: AM1DV2 - 1048; ; Calibrated: 2022.02.22
- Sensor-Surface: 0mm (Fix Surface)
- Electronics: DAE4 Sn480; Calibrated: 2021.06.22
- Phantom: HAC Test Arch with AMCC; Type: SD HAC P01 BA;
- Measurement SW: DASY52, Version 52.8 (8); SEMCAD X Version 14.6.10 (7331)

Ch661/z (axial) 4.2mm 50 x 50/ABM SNR(x,y,z) (13x13x1): Measurement grid: dx=10mm, dy=10mm
ABM1/ABM2 = 22.75 dB
ABM1 comp = -10.15 dBA/m
BWC Factor = -0.0023 dB
Location: 8.3, -8.3, 3.7 mm



0 dB = 13.72 = 22.75 dB

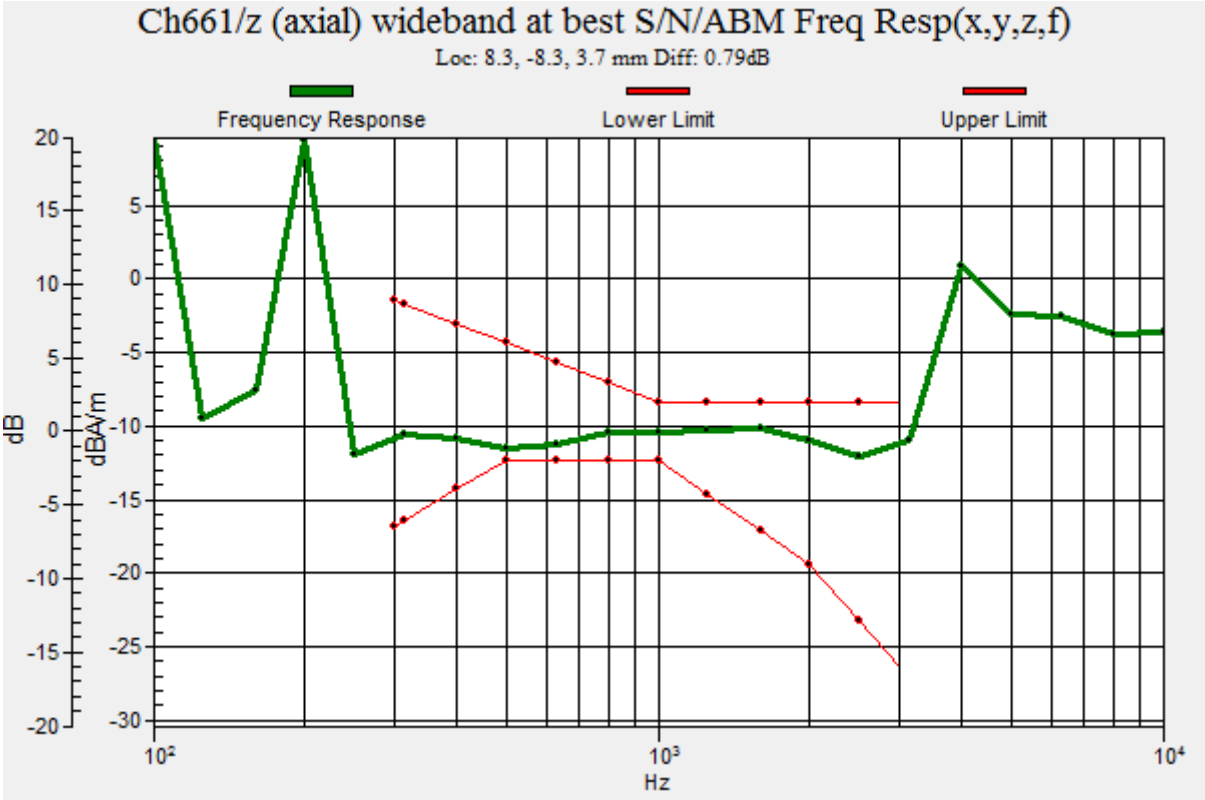
Ch661/z (axial) wideband at best S/N/ABM Freq Resp(x,y,z,f)
Loc: 8.3, -8.3, 3.7 mm Diff: 0.79dB
Frequency Response
Lower Limit
Upper Limit
dB
dBA/m
Hz

HAC_T-Coil_GSM1900_GSM Voice_Ch661_Y

Communication System: UID 0, Generic GSM (0); Frequency: 1880 MHz;Duty Cycle: 1:8.30042
Medium: Air Medium parameters used: $\sigma = 0$ S/m, $\varepsilon_r = 1$; $\rho = 0$ kg/m^3
Ambient Temperature：23.2 ℃

DASY5 Configuration:
- Probe: AM1DV2 - 1048; ; Calibrated: 2022.02.22
- Sensor-Surface: 0mm (Fix Surface)
- Electronics: DAE4 Sn480; Calibrated: 2021.06.22
- Phantom: HAC Test Arch with AMCC; Type: SD HAC P01 BA;
- Measurement SW: DASY52, Version 52.8 (8); SEMCAD X Version 14.6.10 (7331)

Ch661/y (transversal) 4.2mm 50 x 50/ABM SNR(x,y,z) (13x13x1): Measurement grid: dx=10mm, dy=10mm
ABM1/ABM2 = 32.50 dB
ABM1 comp = -13.64 dBA/m
BWC Factor = -0.07 dB
Location: -4.2, 4.2, 3.7 mm



0 dB = 42.15 = 32.50 dB

HAC_T-Coil_WCDMA Band II_AMR 12.12Kbps_Ch9400_Z

Communication System: UID 10011 - CAB, UMTS-FDD (WCDMA); Frequency: 1880 MHz;Duty Cycle: 1:1.95434
Medium: Air Medium parameters used: $\sigma = 0$ S/m, $\varepsilon_r = 1$; $\rho = 0$ kg/m^3
Ambient Temperature：23.2 ℃

DASY5 Configuration:
- Probe: AM1DV2 - 1048; ; Calibrated: 2022.02.22
- Sensor-Surface: 0mm (Fix Surface)
- Electronics: DAE4 Sn480; Calibrated: 2021.06.22
- Phantom: HAC Test Arch with AMCC; Type: SD HAC P01 BA;
- Measurement SW: DASY52, Version 52.8 (8); SEMCAD X Version 14.6.10 (7331)

Ch9400/z (axial) 4.2mm 50 x 50/ABM SNR(x,y,z) (13x13x1): Measurement grid: dx=10mm, dy=10mm
ABM1/ABM2 = 39.33 dB
ABM1 comp = -9.05 dBA/m
BWC Factor = -0.0071 dB
Location: 4.2, -8.3, 3.7 mm



0 dB = 92.57 = 39.33 dB

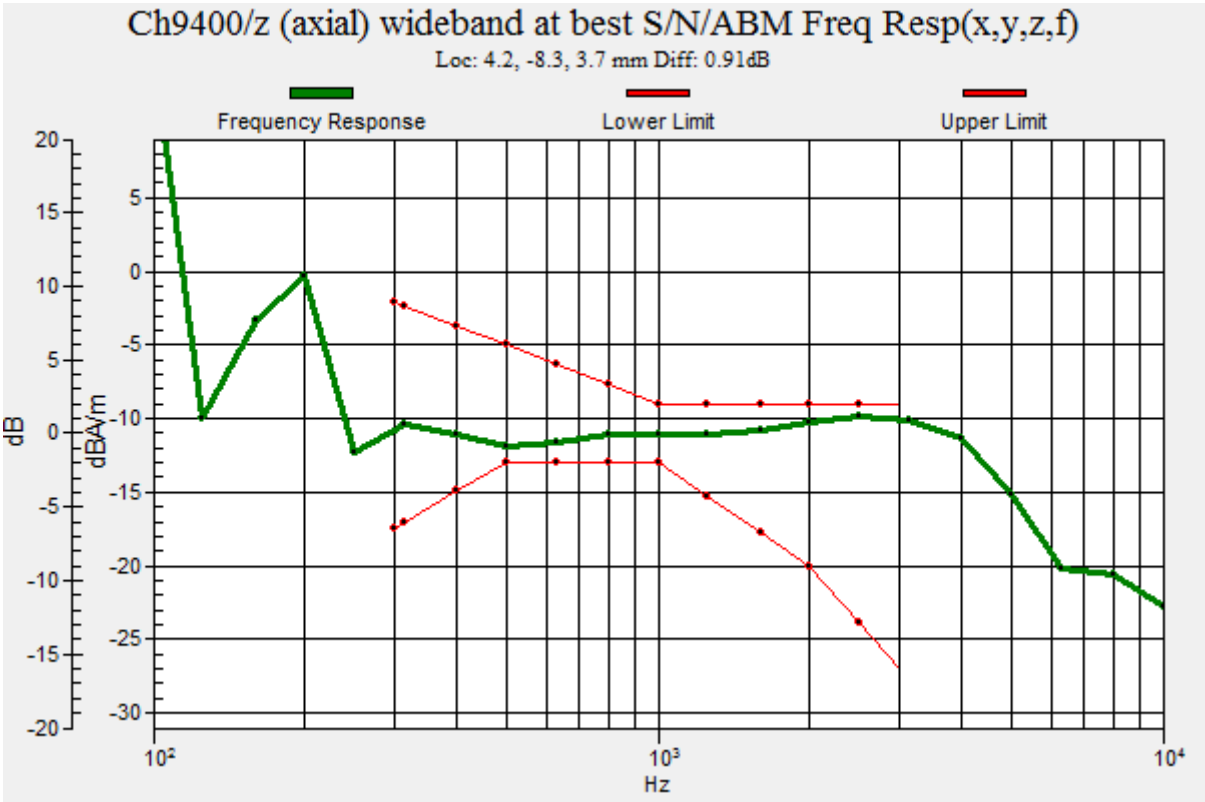
Ch9400/z (axial) wideband at best S/N/ABM Freq Resp(x,y,z,f)
Loc: 4.2, -8.3, 3.7 mm Diff: 0.91dB
Frequency Response
Lower Limit
Upper Limit
dB
dBA/m
Hz
20
15
10
5
0
-5
-10
-15
-20
5
0
-5
-10
-15
-20
-25
-30
10^2
10^3
10^4

HAC_T-Coil_WCDMA Band II_AMR 12.12Kbps_Ch9400_Y

Communication System: UID 10011 - CAB, UMTS-FDD (WCDMA); Frequency: 1880 MHz;Duty Cycle: 1:1.95434
Medium: Air Medium parameters used: $\sigma = 0$ S/m, $\varepsilon_r = 1$; $\rho = 0$ kg/m^3
Ambient Temperature：23.2 ℃

DASY5 Configuration:
- Probe: AM1DV2 - 1048; ; Calibrated: 2022.02.22
- Sensor-Surface: 0mm (Fix Surface)
- Electronics: DAE4 Sn480; Calibrated: 2021.06.22
- Phantom: HAC Test Arch with AMCC; Type: SD HAC P01 BA;
- Measurement SW: DASY52, Version 52.8 (8); SEMCAD X Version 14.6.10 (7331)

Ch9400/y (transversal) 4.2mm 50 x 50/ABM SNR(x,y,z) (13x13x1): Measurement grid: dx=10mm, dy=10mm
ABM1/ABM2 = 36.24 dB
ABM1 comp = -16.56 dBA/m
BWC Factor = -0.0071 dB
Location: 4.2, 4.2, 3.7 mm



0 dB = 64.84 = 36.24 dB

HAC_T-Coil_WCDMA Band IV_AMR 12.12Kbps_Ch1413_Z

Communication System: UID 10011 - CAB, UMTS-FDD (WCDMA); Frequency: 1732.4 MHz;Duty Cycle: 1:1.95434
Medium: Air Medium parameters used: $\sigma = 0$ S/m, $\varepsilon_r = 1$; $\rho = 0$ kg/m^3
Ambient Temperature：23.2 ℃

DASY5 Configuration:
- Probe: AM1DV2 - 1048; ; Calibrated: 2022.02.22
- Sensor-Surface: 0mm (Fix Surface)
- Electronics: DAE4 Sn480; Calibrated: 2021.06.22
- Phantom: HAC Test Arch with AMCC; Type: SD HAC P01 BA;
- Measurement SW: DASY52, Version 52.8 (8); SEMCAD X Version 14.6.10 (7331)

Ch1413/z (axial) 4.2mm 50 x 50/ABM SNR(x,y,z) (13x13x1): Measurement grid: dx=10mm, dy=10mm
ABM1/ABM2 = 39.14 dB
ABM1 comp = -9.02 dBA/m
BWC Factor = 0.0059 dB
Location: 4.2, -8.3, 3.7 mm

0 dB = 90.54 = 39.14 dB

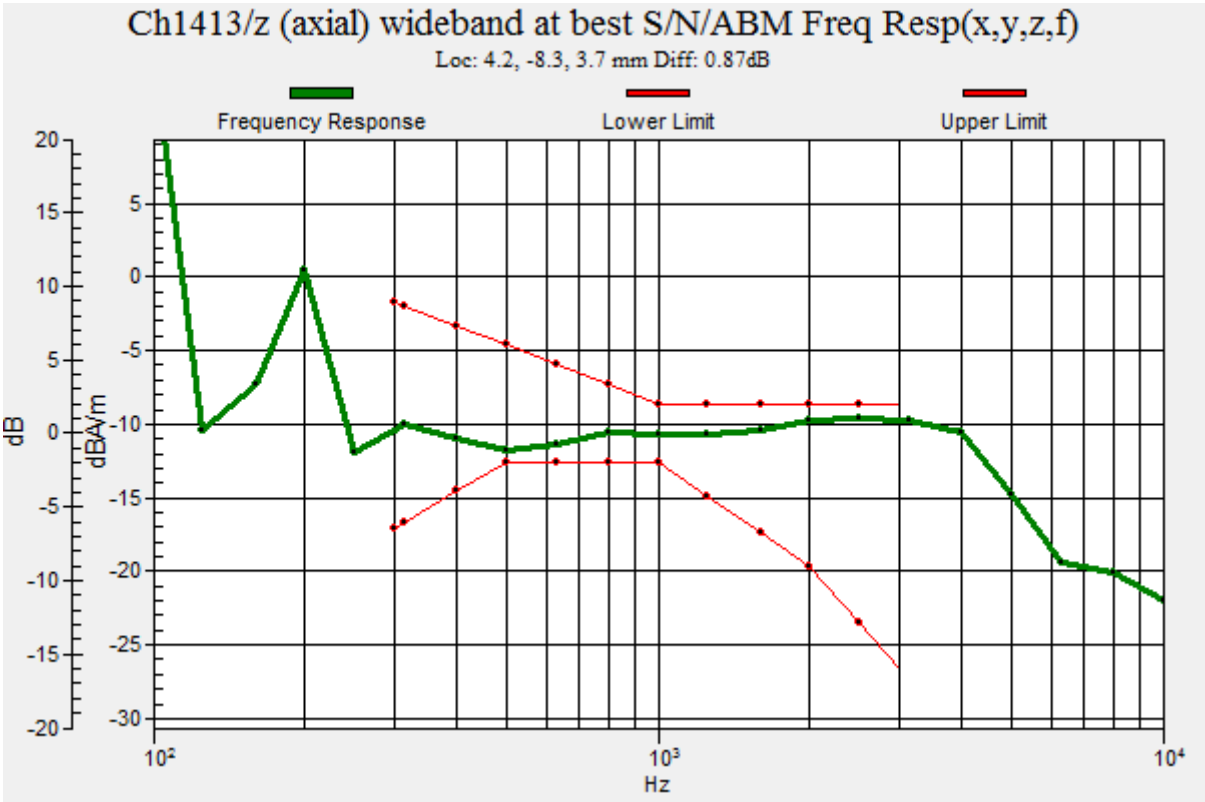
Ch1413/z (axial) wideband at best S/N/ABM Freq Resp(x,y,z,f)
Loc: 4.2, -8.3, 3.7 mm Diff: 0.87dB
Frequency Response
Lower Limit
Upper Limit
dB
dBA/m
Hz

HAC_T-Coil_WCDMA Band IV_AMR 12.12Kbps_Ch1413_Y

Communication System: UID 10011 - CAB, UMTS-FDD (WCDMA); Frequency: 1732.4 MHz;Duty Cycle: 1:1.95434
Medium: Air Medium parameters used: $\sigma = 0$ S/m, $\varepsilon_r = 1$; $\rho = 0$ kg/m^3
Ambient Temperature：23.2 ℃

DASY5 Configuration:
- Probe: AM1DV2 - 1048; ; Calibrated: 2022.02.22
- Sensor-Surface: 0mm (Fix Surface)
- Electronics: DAE4 Sn480; Calibrated: 2021.06.22
- Phantom: HAC Test Arch with AMCC; Type: SD HAC P01 BA;
- Measurement SW: DASY52, Version 52.8 (8); SEMCAD X Version 14.6.10 (7331)

Ch1413/y (transversal) 4.2mm 50 x 50/ABM SNR(x,y,z) (13x13x1): Measurement grid: dx=10mm, dy=10mm
ABM1/ABM2 = 35.13 dB
ABM1 comp = -16.73 dBA/m
BWC Factor = 0.0059 dB
Location: 4.2, 4.2, 3.7 mm



0 dB = 57.05 = 35.13 dB

HAC_T-Coil_WCDMA Band V_AMR 12.12Kbps_Ch4182_Z

Communication System: UID 10011 - CAB, UMTS-FDD (WCDMA); Frequency: 836.4 MHz;Duty Cycle: 1:1.95434
Medium: Air Medium parameters used: $\sigma = 0$ S/m, $\varepsilon_r = 1$; $\rho = 0$ kg/m^3
Ambient Temperature：23.2 ℃

DASY5 Configuration:
- Probe: AM1DV2 - 1048; ; Calibrated: 2022.02.22
- Sensor-Surface: 0mm (Fix Surface)
- Electronics: DAE4 Sn480; Calibrated: 2021.06.22
- Phantom: HAC Test Arch with AMCC; Type: SD HAC P01 BA;
- Measurement SW: DASY52, Version 52.8 (8); SEMCAD X Version 14.6.10 (7331)

Ch4182/z (axial) 4.2mm 50 x 50/ABM SNR(x,y,z) (13x13x1): Measurement grid: dx=10mm, dy=10mm
ABM1/ABM2 = 38.73 dB
ABM1 comp = -9.09 dBA/m
BWC Factor = 0.0088 dB
Location: 4.2, -8.3, 3.7 mm



0 dB = 86.35 = 38.73 dB

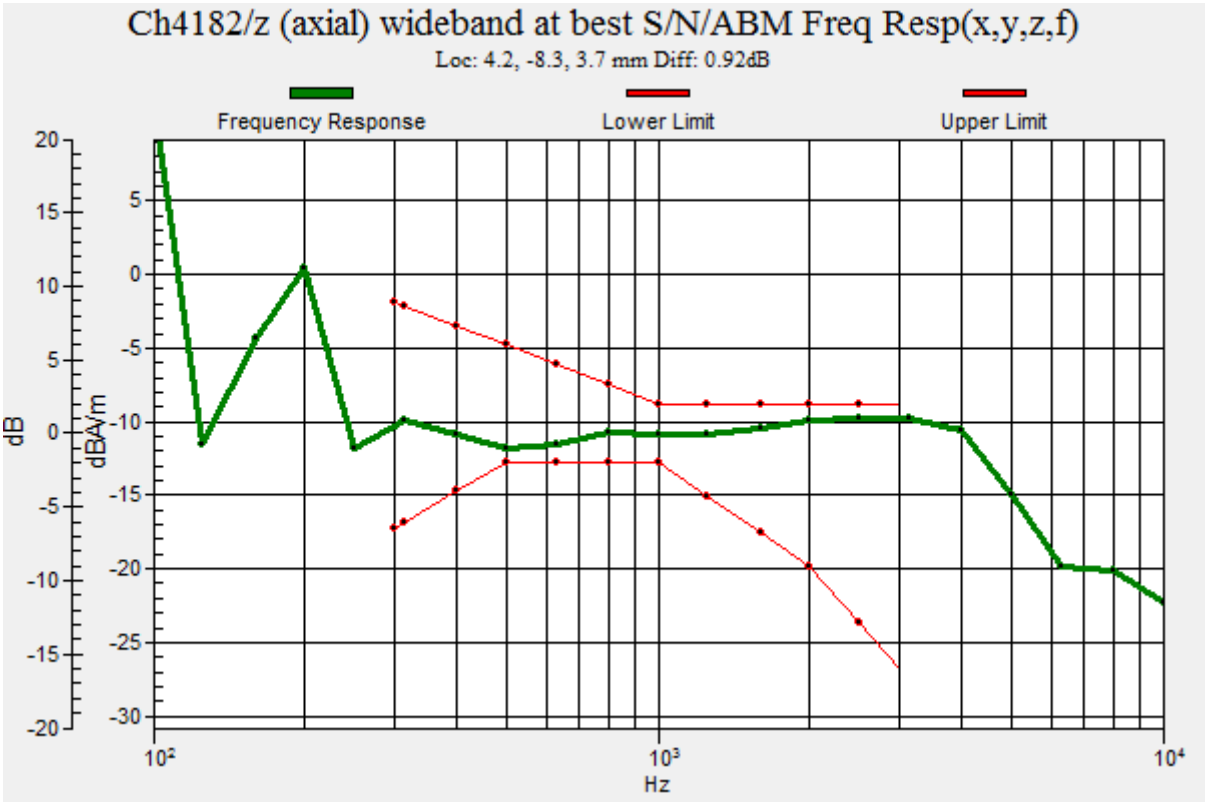
Ch4182/z (axial) wideband at best S/N/ABM Freq Resp(x,y,z,f)
Loc: 4.2, -8.3, 3.7 mm Diff: 0.92dB
Frequency Response
Lower Limit
Upper Limit
dB
dBA/m
Hz
20
15
10
5
0
-5
-10
-15
-20
5
0
-5
-10
-15
-20
-25
-30
10^2
10^3
10^4

HAC_T-Coil_WCDMA Band V_AMR 12.12Kbps_Ch4182_Y

Communication System: UID 10011 - CAB, UMTS-FDD (WCDMA); Frequency: 836.4 MHz;Duty Cycle: 1:1.95434
Medium: Air Medium parameters used: $\sigma = 0$ S/m, $\varepsilon_r = 1$; $\rho = 0$ kg/m^3
Ambient Temperature：23.2 ℃

DASY5 Configuration:
- Probe: AM1DV2 - 1048; ; Calibrated: 2022.02.22
- Sensor-Surface: 0mm (Fix Surface)
- Electronics: DAE4 Sn480; Calibrated: 2021.06.22
- Phantom: HAC Test Arch with AMCC; Type: SD HAC P01 BA;
- Measurement SW: DASY52, Version 52.8 (8); SEMCAD X Version 14.6.10 (7331)

Ch4182/y (transversal) 4.2mm 50 x 50/ABM SNR(x,y,z) (13x13x1): Measurement grid: dx=10mm, dy=10mm
ABM1/ABM2 = 33.73 dB
ABM1 comp = -17.18 dBA/m
BWC Factor = 0.0088 dB
Location: 8.3, 4.2, 3.7 mm



0 dB = 48.60 = 33.73 dB

HAC_T-Coil_LTE Band 2_20MHz_QPSK_1RB_0offset_AMR 12.2Kbps_Ch18900_Z

Communication System: UID 10169 - CAB, LTE-FDD (SC-FDMA, 1 RB, 20 MHz, QPSK);
Frequency: 1880 MHz;Duty Cycle: 1:3.74111
Medium: Air Medium parameters used: $\sigma = 0$ S/m, $\varepsilon_r = 1$; $\rho = 0$ kg/m^3
Ambient Temperature：23.2 ℃

DASY5 Configuration:
- Probe: AM1DV2 - 1048; ; Calibrated: 2022.02.22
- Sensor-Surface: 0mm (Fix Surface)
- Electronics: DAE4 Sn480; Calibrated: 2021.06.22
- Phantom: HAC Test Arch with AMCC; Type: SD HAC P01 BA;
- Measurement SW: DASY52, Version 52.8 (8); SEMCAD X Version 14.6.10 (7331)

Ch18900/z (axial) 4.2mm 50 x 50/ABM SNR(x,y,z) (13x13x1): Measurement grid: dx=10mm, dy=10mm
ABM1/ABM2 = 43.02 dB
ABM1 comp = -5.38 dBA/m
BWC Factor = 7.09 dB
Location: 0, -8.3, 3.7 mm



0 dB = 141.6 = 43.02 dB

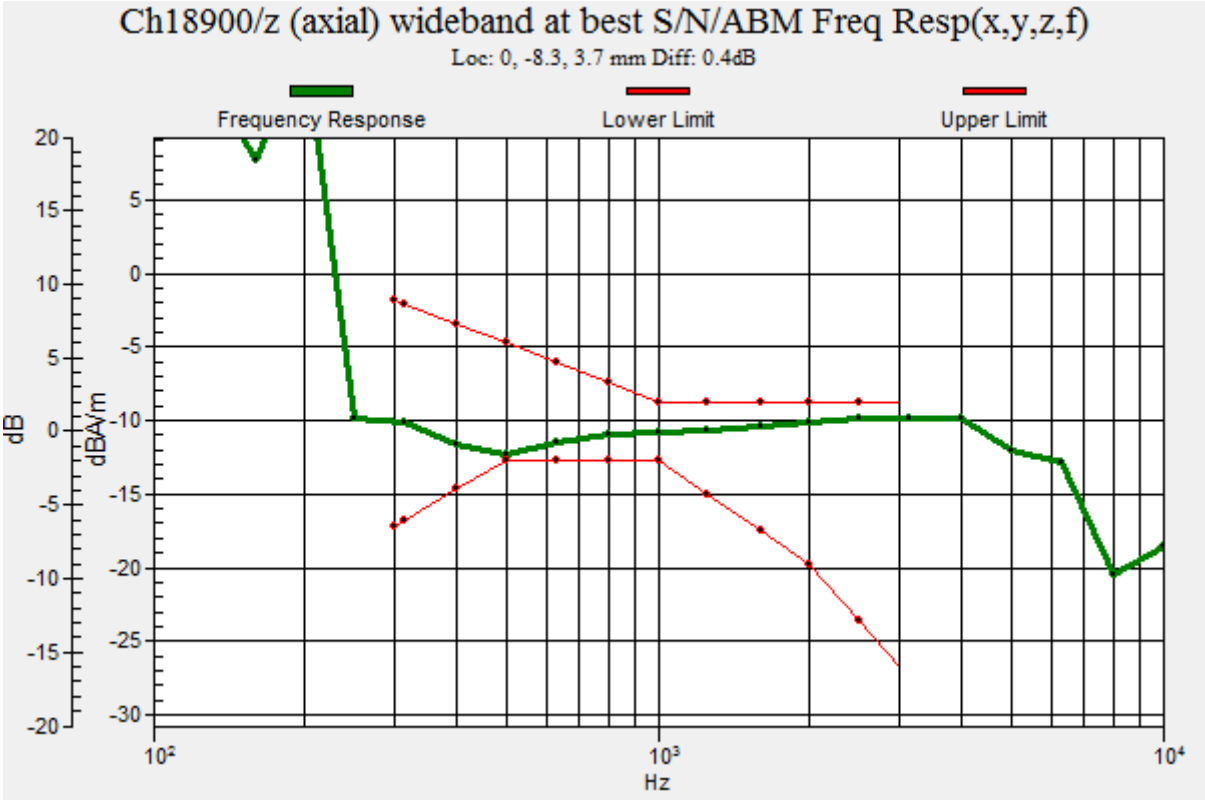
Ch18900/z (axial) wideband at best S/N/ABM Freq Resp(x,y,z,f)
Loc: 0, -8.3, 3.7 mm Diff: 0.4dB
Frequency Response
Lower Limit
Upper Limit
dB
dBA/m
Hz

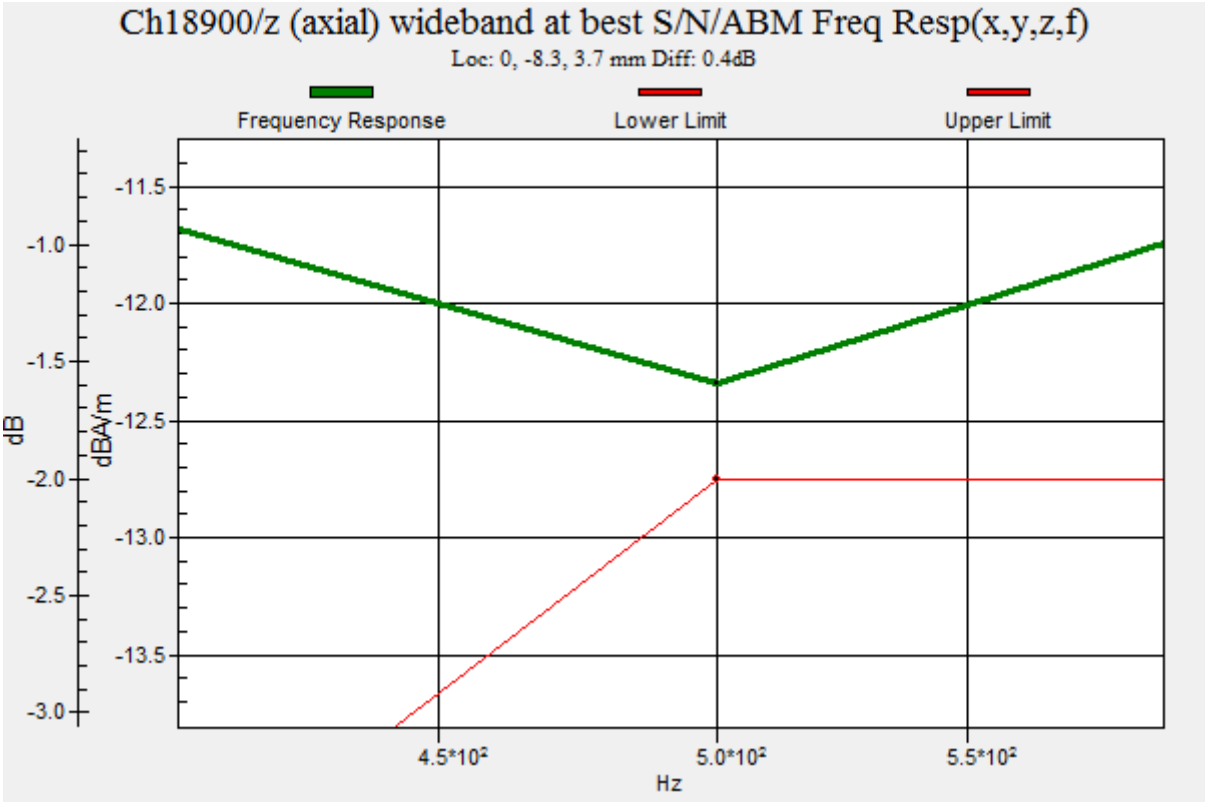
Ch18900/z (axial) wideband at best S/N/ABM Freq Resp(x,y,z,f)
Loc: 0, -8.3, 3.7 mm Diff: 0.4dB
Frequency Response
Lower Limit
Upper Limit
dB
dBA/m
Hz

HAC_T-Coil_LTE Band 2_20MHz_QPSK_1RB_0offset_AMR 12.2Kbps_Ch18900_Y

Communication System: UID 10169 - CAB, LTE-FDD (SC-FDMA, 1 RB, 20 MHz, QPSK);
Frequency: 1880 MHz;Duty Cycle: 1:3.74111
Medium: Air Medium parameters used: $\sigma = 0$ S/m, $\varepsilon_r = 1$; $\rho = 0$ kg/m^3
Ambient Temperature：23.2 ℃

DASY5 Configuration:
- Probe: AM1DV2 - 1048; ; Calibrated: 2022.02.22
- Sensor-Surface: 0mm (Fix Surface)
- Electronics: DAE4 Sn480; Calibrated: 2021.06.22
- Phantom: HAC Test Arch with AMCC; Type: SD HAC P01 BA;
- Measurement SW: DASY52, Version 52.8 (8); SEMCAD X Version 14.6.10 (7331)

Ch18900/y (transversal) 4.2mm 50 x 50/ABM SNR(x,y,z) (13x13x1): Measurement grid: dx=10mm, dy=10mm
ABM1/ABM2 = 46.61 dB
ABM1 comp = -4.83 dBA/m
BWC Factor = 7.09 dB
Location: 4.2, 4.2, 3.7 mm



0 dB = 214.0 = 46.61 dB

HAC_T-Coil_LTE Band 4_20MHz_QPSK_1RB_0offset_AMR 12.2Kbps_Ch20175_Z

Communication System: UID 10169 - CAB, LTE-FDD (SC-FDMA, 1 RB, 20 MHz, QPSK);
Frequency: 1732.5 MHz;Duty Cycle: 1:3.74111
Medium: Air Medium parameters used: $\sigma = 0$ S/m, $\varepsilon_r = 1$; $\rho = 0$ kg/m^3
Ambient Temperature：23.2 ℃

DASY5 Configuration:
- Probe: AM1DV2 - 1048; ; Calibrated: 2022.02.22
- Sensor-Surface: 0mm (Fix Surface)
- Electronics: DAE4 Sn480; Calibrated: 2021.06.22
- Phantom: HAC Test Arch with AMCC; Type: SD HAC P01 BA;
- Measurement SW: DASY52, Version 52.8 (8); SEMCAD X Version 14.6.10 (7331)

Ch20175/z (axial) 4.2mm 50 x 50/ABM SNR(x,y,z) (13x13x1): Measurement grid: dx=10mm, dy=10mm
ABM1/ABM2 = 36.11 dB
ABM1 comp = -7.31 dBA/m
BWC Factor = 0.0011 dB
Location: 0, -8.3, 3.7 mm



0 dB = 1.000 = 0.00 dB

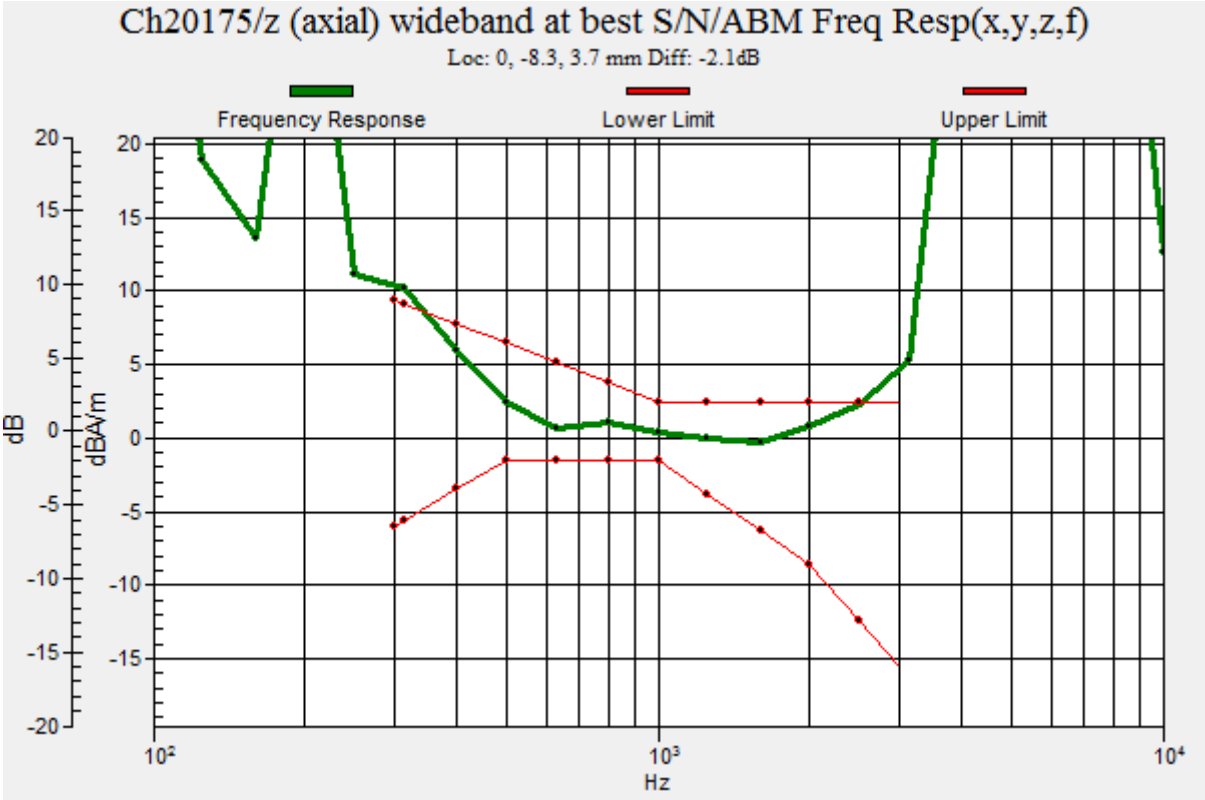
Ch20175/z (axial) wideband at best S/N/ABM Freq Resp(x,y,z,f)
Loc: 0, -8.3, 3.7 mm Diff: -2.1dB
Frequency Response
Lower Limit
Upper Limit
dB
dBA/m
20
15
10
5
0
-5
-10
-15
-20
10^2
10^3
10^4
Hz

HAC_T-Coil_LTE Band 4_20MHz_QPSK_1RB_0offset_AMR 12.2Kbps_Ch20175_Y

Communication System: UID 10169 - CAB, LTE-FDD (SC-FDMA, 1 RB, 20 MHz, QPSK);
Frequency: 1732.5 MHz;Duty Cycle: 1:3.74111
Medium: Air Medium parameters used: $\sigma = 0$ S/m, $\varepsilon_r = 1$; $\rho = 0$ kg/m^3
Ambient Temperature：23.2 ℃

DASY5 Configuration:
- Probe: AM1DV2 - 1048; ; Calibrated: 2021.02.22
- Sensor-Surface: 0mm (Fix Surface)
- Electronics: DAE4 Sn480; Calibrated: 2021.06.22
- Phantom: HAC Test Arch with AMCC; Type: SD HAC P01 BA;
- Measurement SW: DASY52, Version 52.8 (8); SEMCAD X Version 14.6.10 (7331)

Ch20175/y (transversal) 4.2mm 50 x 50/ABM SNR(x,y,z) (13x13x1): Measurement grid: dx=10mm, dy=10mm
ABM1/ABM2 = 35.54 dB
ABM1 comp = -12.72 dBA/m
BWC Factor = 0.0011 dB
Location: 4.2, 4.2, 3.7 mm



0 dB = 1.000 = 0.00 dB

HAC_T-Coil_LTE Band 5_10MHz_QPSK_1RB_0offset_12.2Kbps_Ch20525_Z

Communication System: UID 10175 - CAB, LTE-FDD (SC-FDMA, 1 RB, 10 MHz, QPSK);
Frequency: 836.5 MHz;Duty Cycle: 1:3.7325
Medium: Air Medium parameters used: $\sigma = 0$ S/m, $\varepsilon_r = 1$; $\rho = 0$ kg/m^3
Ambient Temperature：23.2 ℃

DASY5 Configuration:
- Probe: AM1DV2 - 1048; ; Calibrated: 2022.02.22
- Sensor-Surface: 0mm (Fix Surface)
- Electronics: DAE4 Sn480; Calibrated: 2021.06.22
- Phantom: HAC Test Arch with AMCC; Type: SD HAC P01 BA;
- Measurement SW: DASY52, Version 52.8 (8); SEMCAD X Version 14.6.10 (7331)

Ch20525/z (axial) 4.2mm 50 x 50/ABM SNR(x,y,z) (13x13x1): Measurement grid: dx=10mm, dy=10mm
ABM1/ABM2 = 42.20 dB
ABM1 comp = -5.91 dBA/m
BWC Factor = 7.08 dB
Location: 0, -8.3, 3.7 mm



0 dB = 128.8 = 42.20 dB

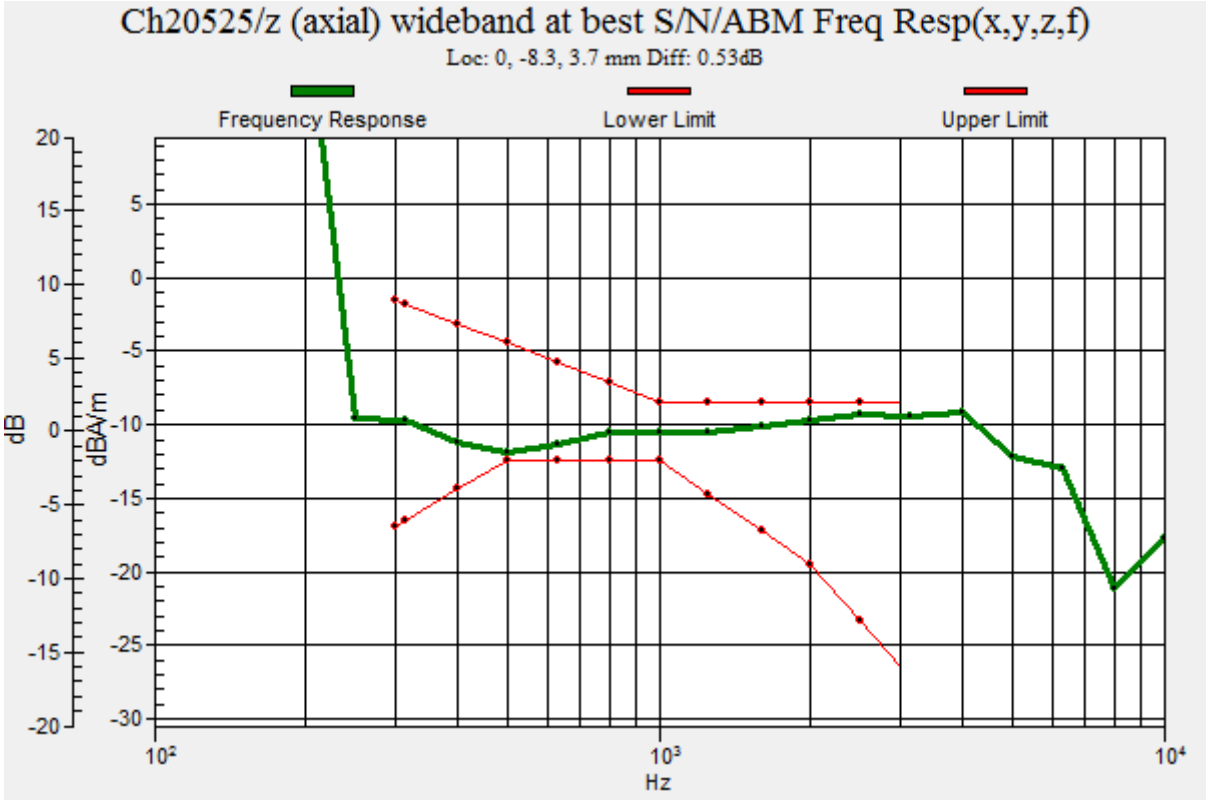
Ch20525/z (axial) wideband at best S/N/ABM Freq Resp(x,y,z,f)
Loc: 0, -8.3, 3.7 mm Diff: 0.53dB
Frequency Response
Lower Limit
Upper Limit
dB
dBA/m
Hz

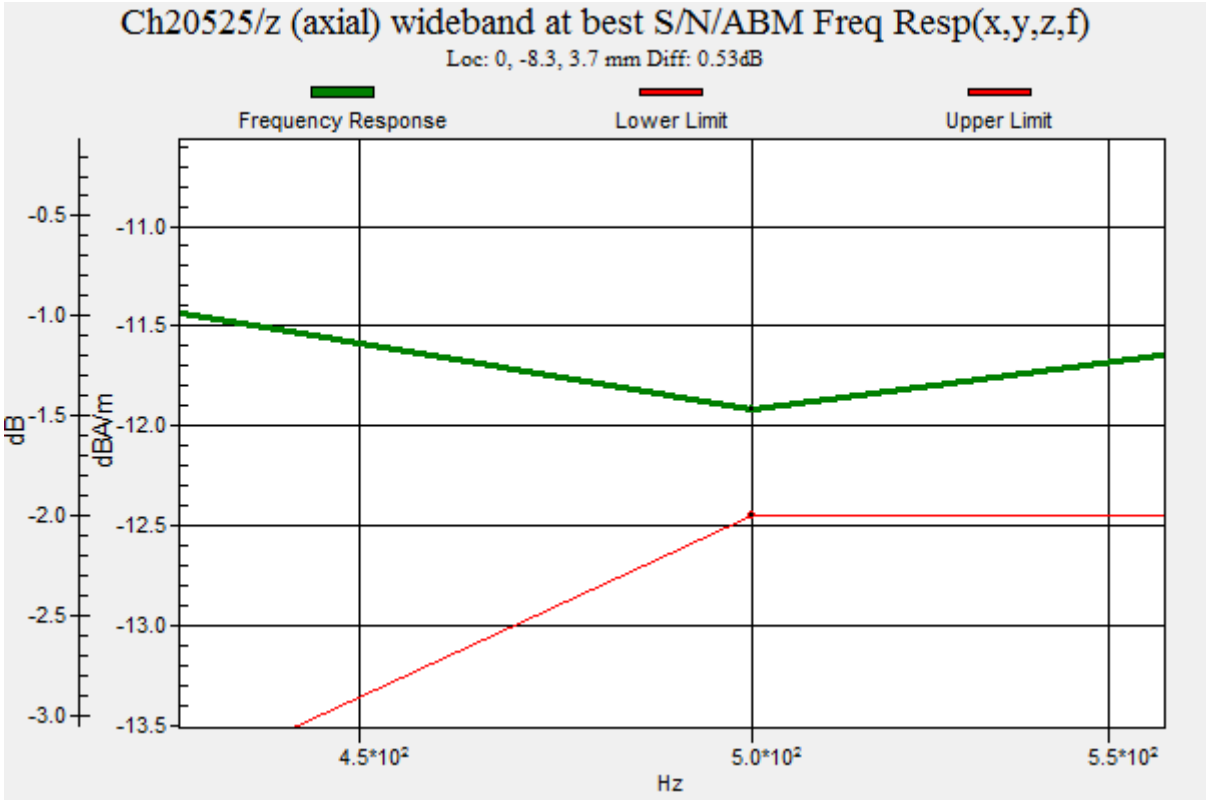
Ch20525/z (axial) wideband at best S/N/ABM Freq Resp(x,y,z,f)
Loc: 0, -8.3, 3.7 mm Diff: 0.53dB
Frequency Response
Lower Limit
Upper Limit
dB
dBA/m
Hz

HAC_T-Coil_LTE Band 5_10MHz_QPSK_1RB_0offset_AMR 12.2Kbps_Ch20525_Y

Communication System: UID 10175 - CAB, LTE-FDD (SC-FDMA, 1 RB, 10 MHz, QPSK);
Frequency: 836.5 MHz;Duty Cycle: 1:3.7325
Medium: Air Medium parameters used: $\sigma = 0$ S/m, $\varepsilon_r = 1$; $\rho = 0$ kg/m^3
Ambient Temperature：23.2 ℃

DASY5 Configuration:
- Probe: AM1DV2 - 1048; ; Calibrated: 2022.02.22
- Sensor-Surface: 0mm (Fix Surface)
- Electronics: DAE4 Sn480; Calibrated: 2021.06.22
- Phantom: HAC Test Arch with AMCC; Type: SD HAC P01 BA;
- Measurement SW: DASY52, Version 52.8 (8); SEMCAD X Version 14.6.10 (7331)

Ch20525/y (transversal) 4.2mm 50 x 50/ABM SNR(x,y,z) (13x13x1): Measurement grid: dx=10mm, dy=10mm
ABM1/ABM2 = 42.56 dB
ABM1 comp = -9.66 dBA/m
BWC Factor = 7.08 dB
Location: 4.2, 4.2, 3.7 mm



0 dB = 134.2 = 42.56 dB

HAC_T-Coil_LTE Band 12_10MHz_QPSK_1RB_0offset_AMR 12.2Kbps_Ch23095_Z

Communication System: UID 10175 - CAB, LTE-FDD (SC-FDMA, 1 RB, 10 MHz, QPSK);
Frequency: 707.5 MHz;Duty Cycle: 1:3.7325
Medium: Air Medium parameters used: $\sigma = 0$ S/m, $\varepsilon_r = 1$; $\rho = 0$ kg/m^3
Ambient Temperature：23.2 ℃

DASY5 Configuration:
- Probe: AM1DV2 - 1048; ; Calibrated: 2022.02.22
- Sensor-Surface: 0mm (Fix Surface)
- Electronics: DAE4 Sn480; Calibrated: 2021.06.22
- Phantom: HAC Test Arch with AMCC; Type: SD HAC P01 BA;
- Measurement SW: DASY52, Version 52.8 (8); SEMCAD X Version 14.6.10 (7331)

Ch23095/z (axial) 4.2mm 50 x 50/ABM SNR(x,y,z) (13x13x1): Measurement grid: dx=10mm, dy=10mm
ABM1/ABM2 = 34.71 dB
ABM1 comp = -10.36 dBA/m
BWC Factor = 0.0051 dB
Location: 0, -8.3, 3.7 mm



0 dB = 1.000 = 0.00 dB

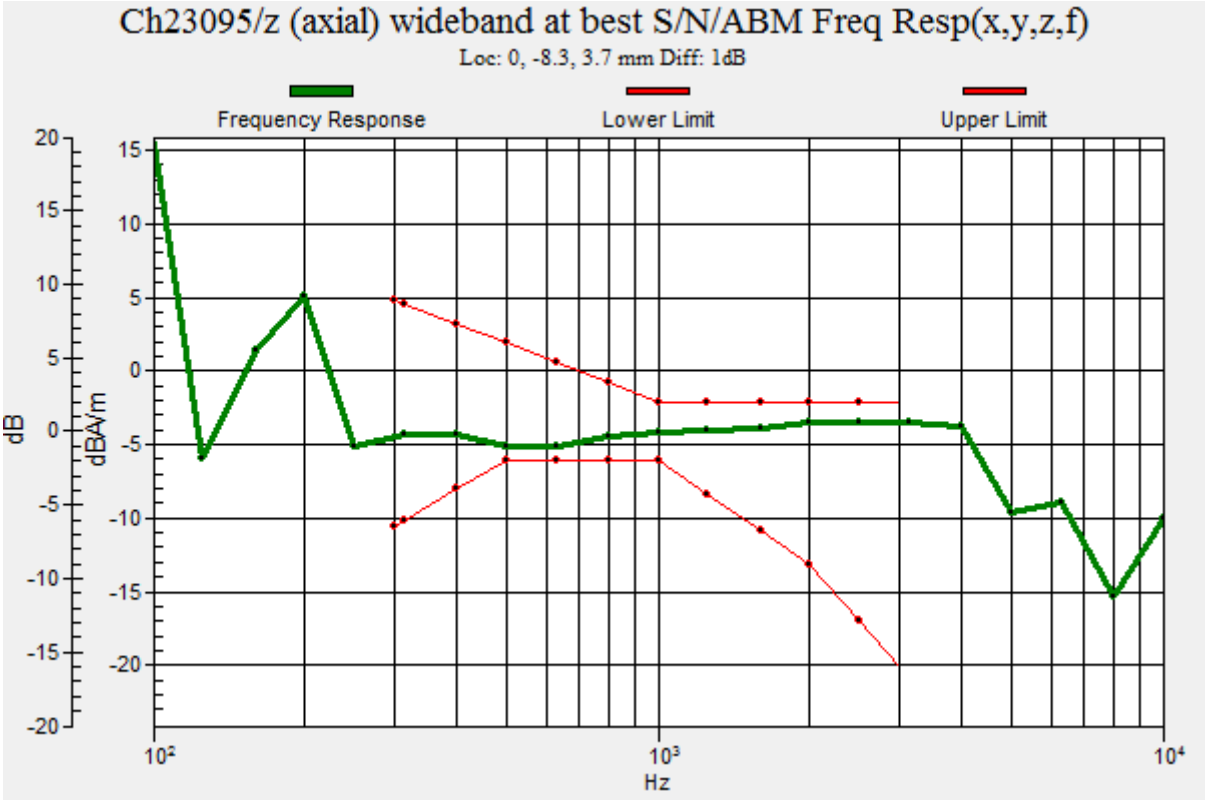
Ch23095/z (axial) wideband at best S/N/ABM Freq Resp(x,y,z,f)
Loc: 0, -8.3, 3.7 mm Diff: 1dB
Frequency Response
Lower Limit
Upper Limit
dB
dBA/m
Hz

HAC_T-Coil_LTE Band 12_10MHz_QPSK_1RB_0offset_AMR 12.2Kbps_Ch23095_Y

Communication System: UID 10175 - CAB, LTE-FDD (SC-FDMA, 1 RB, 10 MHz, QPSK);
Frequency: 707.5 MHz;Duty Cycle: 1:3.7325
Medium: Air Medium parameters used: $\sigma = 0$ S/m, $\varepsilon_r = 1$; $\rho = 0$ kg/m^3
Ambient Temperature：23.2 ℃

DASY5 Configuration:
- Probe: AM1DV2 - 1048; ; Calibrated: 2022.02.22
- Sensor-Surface: 0mm (Fix Surface)
- Electronics: DAE4 Sn480; Calibrated: 2021.06.22
- Phantom: HAC Test Arch with AMCC; Type: SD HAC P01 BA;
- Measurement SW: DASY52, Version 52.8 (8); SEMCAD X Version 14.6.10 (7331)

Ch23095/y (transversal) 4.2mm 50 x 50/ABM SNR(x,y,z) (13x13x1): Measurement grid: dx=10mm, dy=10mm
ABM1/ABM2 = 32.95 dB
ABM1 comp = -17.10 dBA/m
BWC Factor = 0.0051 dB
Location: 4.2, 4.2, 3.7 mm



0 dB = 44.39 = 32.95 dB

HAC_T-Coil_LTE Band 13_10MHz_QPSK_1RB_0offset_AMR 12.2Kbps_Ch23230_Z

Communication System: UID 10175 - CAB, LTE-FDD (SC-FDMA, 1 RB, 10 MHz, QPSK);
Frequency: 782 MHz;Duty Cycle: 1:3.7325
Medium: Air Medium parameters used: $\sigma = 0$ S/m, $\varepsilon_r = 1$; $\rho = 0$ kg/m^3
Ambient Temperature：23.2 ℃

DASY5 Configuration:
- Probe: AM1DV2 - 1048; ; Calibrated: 2021.02.22
- Sensor-Surface: 0mm (Fix Surface)
- Electronics: DAE4 Sn480; Calibrated: 2021.06.22
- Phantom: HAC Test Arch with AMCC; Type: SD HAC P01 BA;
- Measurement SW: DASY52, Version 52.8 (8); SEMCAD X Version 14.6.10 (7331)

Ch23230/z (axial) 4.2mm 50 x 50/ABM SNR(x,y,z) (13x13x1): Measurement grid: dx=10mm, dy=10mm
ABM1/ABM2 = 35.83 dB
ABM1 comp = -11.12 dBA/m
BWC Factor = 0.0051 dB
Location: 0, -8.3, 3.7 mm

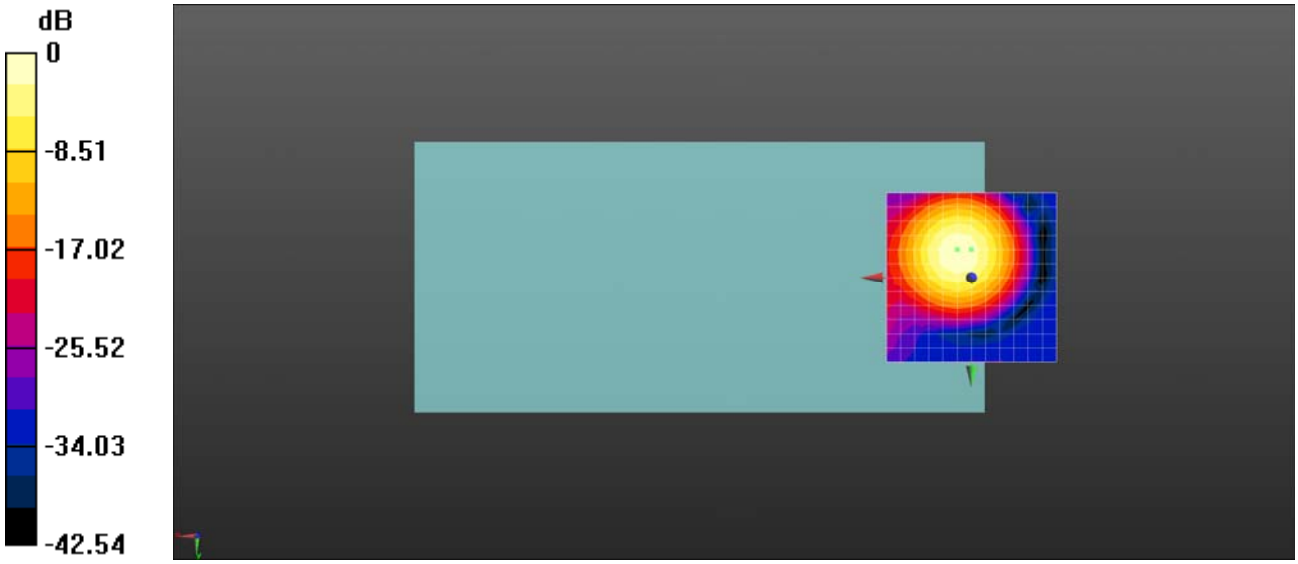

0 dB = 61.87 = 35.83 dB

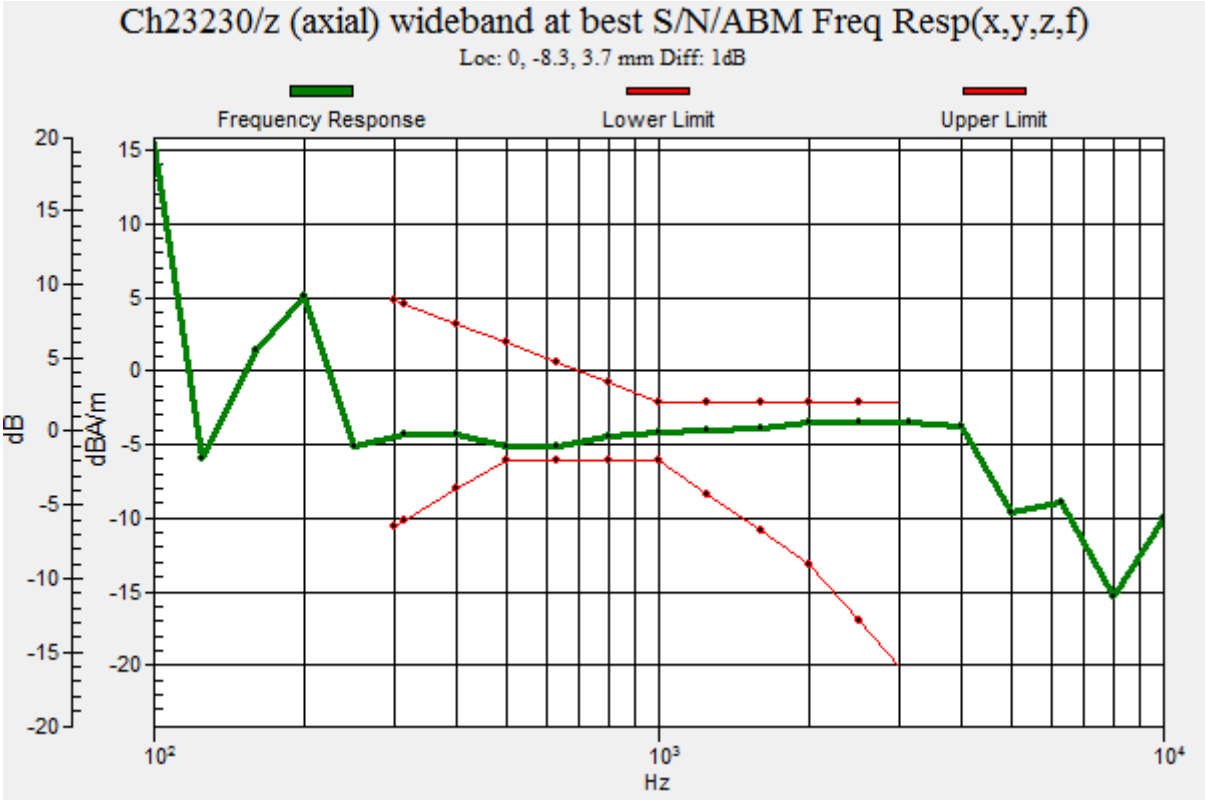
Ch23230/z (axial) wideband at best S/N/ABM Freq Resp(x,y,z,f)
Loc: 0, -8.3, 3.7 mm Diff: 1dB
Frequency Response
Lower Limit
Upper Limit
dB
dBA/m
Hz

HAC_T-Coil_LTE Band 13_10MHz_QPSK_1RB_0offset_AMR 12.2Kbps_Ch23230_Y

Communication System: UID 10175 - CAB, LTE-FDD (SC-FDMA, 1 RB, 10 MHz, QPSK);
Frequency: 782 MHz;Duty Cycle: 1:3.7325
Medium: Air Medium parameters used: $\sigma = 0$ S/m, $\varepsilon_r = 1$; $\rho = 0$ kg/m^3
Ambient Temperature：23.2 ℃

DASY5 Configuration:
- Probe: AM1DV2 - 1048; ; Calibrated: 2022.02.22
- Sensor-Surface: 0mm (Fix Surface)
- Electronics: DAE4 Sn480; Calibrated: 2021.06.22
- Phantom: HAC Test Arch with AMCC; Type: SD HAC P01 BA;
- Measurement SW: DASY52, Version 52.8 (8); SEMCAD X Version 14.6.10 (7331)

Ch23230/y (transversal) 4.2mm 50 x 50/ABM SNR(x,y,z) (13x13x1): Measurement grid: dx=10mm, dy=10mm
ABM1/ABM2 = 33.54 dB
ABM1 comp = -16.21 dBA/m
BWC Factor = 0.0051 dB
Location: 4.2, 4.2, 3.7 mm



0 dB = 47.53 = 33.54 dB

HAC_T-Coil_LTE Band 25_20MHz_QPSK_1RB_0offset_AMR 12.2Kbps_Ch26365_Z

Communication System: UID 10169 - CAB, LTE-FDD (SC-FDMA, 1 RB, 20 MHz, QPSK);
Frequency: 1882.5 MHz;Duty Cycle: 1:3.74111
Medium: Air Medium parameters used: $\sigma = 0$ S/m, $\varepsilon_r = 1$; $\rho = 0$ kg/m^3
Ambient Temperature：23.2 ℃

DASY5 Configuration:
- Probe: AM1DV2 - 1048; ; Calibrated: 2022.02.22
- Sensor-Surface: 0mm (Fix Surface)
- Electronics: DAE4 Sn480; Calibrated: 2021.06.22
- Phantom: HAC Test Arch with AMCC; Type: SD HAC P01 BA;
- Measurement SW: DASY52, Version 52.8 (8); SEMCAD X Version 14.6.10 (7331)

Ch26365/z (axial) 4.2mm 50 x 50/ABM SNR(x,y,z) (13x13x1): Measurement grid: dx=10mm, dy=10mm
ABM1/ABM2 = 34.24 dB
ABM1 comp = -10.00 dBA/m
BWC Factor = 8.7e-005 dB
Location: 0, -8.3, 3.7 mm



0 dB = 51.51 = 34.24 dB

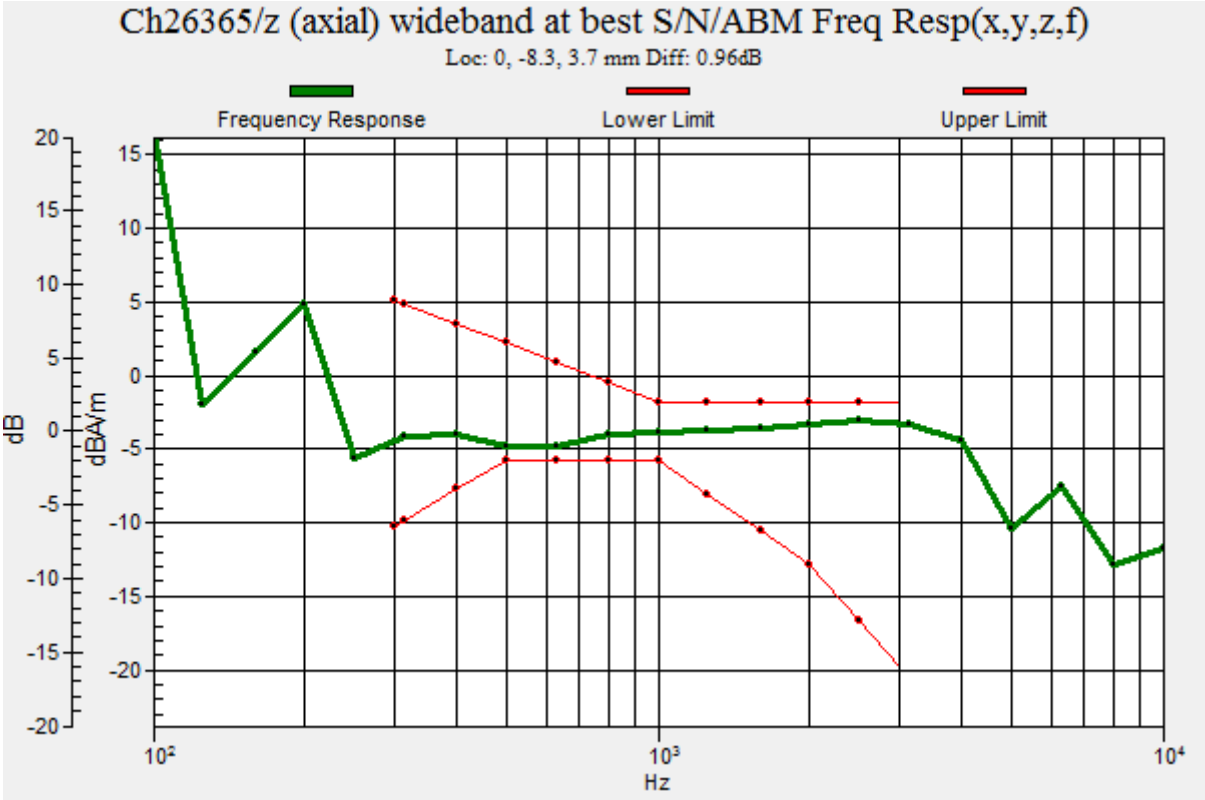
Ch26365/z (axial) wideband at best S/N/ABM Freq Resp(x,y,z,f)
Loc: 0, -8.3, 3.7 mm Diff: 0.96dB
Frequency Response
Lower Limit
Upper Limit
dB
dBA/m
Hz

HAC_T-Coil_LTE Band 25_20MHz_QPSK_1RB_0offset_12.2Kbps_Ch26365_Y

Communication System: UID 10169 - CAB, LTE-FDD (SC-FDMA, 1 RB, 20 MHz, QPSK);
Frequency: 1882.5 MHz;Duty Cycle: 1:3.74111
Medium: Air Medium parameters used: $\sigma = 0$ S/m, $\varepsilon_r = 1$; $\rho = 0$ kg/m^3
Ambient Temperature：23.2 ℃

DASY5 Configuration:
- Probe: AM1DV2 - 1048; ; Calibrated: 2021.02.22
- Sensor-Surface: 0mm (Fix Surface)
- Electronics: DAE4 Sn480; Calibrated: 2021.06.22
- Phantom: HAC Test Arch with AMCC; Type: SD HAC P01 BA;
- Measurement SW: DASY52, Version 52.8 (8); SEMCAD X Version 14.6.10 (7331)

Ch26365/y (transversal) 4.2mm 50 x 50/ABM SNR(x,y,z) (13x13x1): Measurement grid: dx=10mm, dy=10mm
ABM1/ABM2 = 32.51 dB
ABM1 comp = -17.35 dBA/m
BWC Factor = 8.7e-005 dB
Location: 0, 0, 3.7 mm



0 dB = 42.20 = 32.51 dB

HAC_T-Coil_LTE Band 26_15MHz_QPSK_1RB_0offset_AMR 12.2Kbps_Ch26865_Z

Communication System: UID 10181 - CAB, LTE-FDD (SC-FDMA, 1 RB, 15 MHz, QPSK);
Frequency: 831.5 MHz;Duty Cycle: 1:3.7325
Medium: Air Medium parameters used: $\sigma = 0$ S/m, $\varepsilon_r = 1$; $\rho = 0$ kg/m^3
Ambient Temperature：23.2 ℃

DASY5 Configuration:
- Probe: AM1DV2 - 1048; ; Calibrated: 2022.02.22
- Sensor-Surface: 0mm (Fix Surface)
- Electronics: DAE4 Sn480; Calibrated: 2021.06.22
- Phantom: HAC Test Arch with AMCC; Type: SD HAC P01 BA;
- Measurement SW: DASY52, Version 52.8 (8); SEMCAD X Version 14.6.10 (7331)

Ch26865/z (axial) 4.2mm 50 x 50/ABM SNR(x,y,z) (13x13x1): Measurement grid: dx=10mm, dy=10mm
ABM1/ABM2 = 34.81 dB
ABM1 comp = -10.05 dBA/m
BWC Factor = 0.0082 dB
Location: 0, -8.3, 3.7 mm



0 dB = 55.05 = 34.82 dB

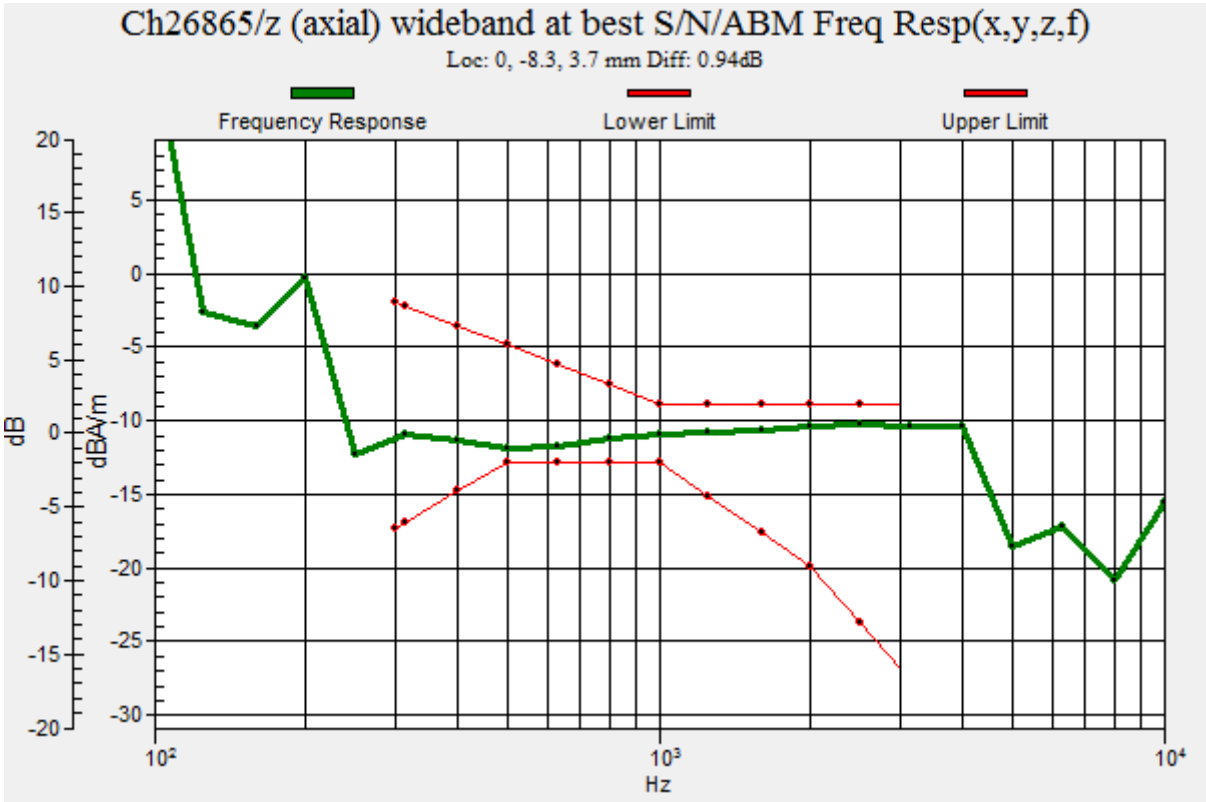
Ch26865/z (axial) wideband at best S/N/ABM Freq Resp(x,y,z,f)
Loc: 0, -8.3, 3.7 mm Diff: 0.94dB
Frequency Response
Lower Limit
Upper Limit
dB
dBA/m
Hz

HAC_T-Coil_LTE Band 26_15MHz_QPSK_1RB_0offset_AMR 12.2Kbps_Ch26865_Y

Communication System: UID 10181 - CAB, LTE-FDD (SC-FDMA, 1 RB, 15 MHz, QPSK);
Frequency: 831.5 MHz;Duty Cycle: 1:3.7325
Medium: Air Medium parameters used: $\sigma = 0$ S/m, $\varepsilon_r = 1$; $\rho = 0$ kg/m^3
Ambient Temperature：23.2 ℃

DASY5 Configuration:
- Probe: AM1DV2 - 1048; ; Calibrated: 2022.02.22
- Sensor-Surface: 0mm (Fix Surface)
- Electronics: DAE4 Sn480; Calibrated: 2021.06.22
- Phantom: HAC Test Arch with AMCC; Type: SD HAC P01 BA;
- Measurement SW: DASY52, Version 52.8 (8); SEMCAD X Version 14.6.10 (7331)

Ch26865/y (transversal) 4.2mm 50 x 50/ABM SNR(x,y,z) (13x13x1): Measurement grid: dx=10mm, dy=10mm
ABM1/ABM2 = 33.13 dB
ABM1 comp = -17.35 dBA/m
BWC Factor = 0.0082 dB
Location: 0, 4.2, 3.7 mm



0 dB = 45.36 = 33.13 dB

HAC_T-Coil_LTE Band 41_20MHz_QPSK_1RB_0offset_AMR 12.2Kbps_Ch40620_Z

Communication System: UID 10172 - CAB, LTE-TDD (SC-FDMA, 1 RB, 20 MHz, QPSK);
Frequency: 2593 MHz;Duty Cycle: 1:8.33681
Medium: Air Medium parameters used: $\sigma = 0$ S/m, $\varepsilon_r = 1$; $\rho = 0$ kg/m^3
Ambient Temperature：23.2 ℃

DASY5 Configuration:
- Probe: AM1DV2 - 1048; ; Calibrated: 2022.02.22
- Sensor-Surface: 0mm (Fix Surface)
- Electronics: DAE4 Sn480; Calibrated: 2021.06.22
- Phantom: HAC Test Arch with AMCC; Type: SD HAC P01 BA;
- Measurement SW: DASY52, Version 52.8 (8); SEMCAD X Version 14.6.10 (7331)

Ch40620/z (axial) 4.2mm 50 x 50/ABM SNR(x,y,z) (13x13x1): Measurement grid: dx=10mm, dy=10mm
ABM1/ABM2 = 31.71 dB
ABM1 comp = -9.74 dBA/m
BWC Factor = 0.0041 dB
Location: 0, -4.2, 3.7 mm



0 dB = 38.51 = 31.71 dB

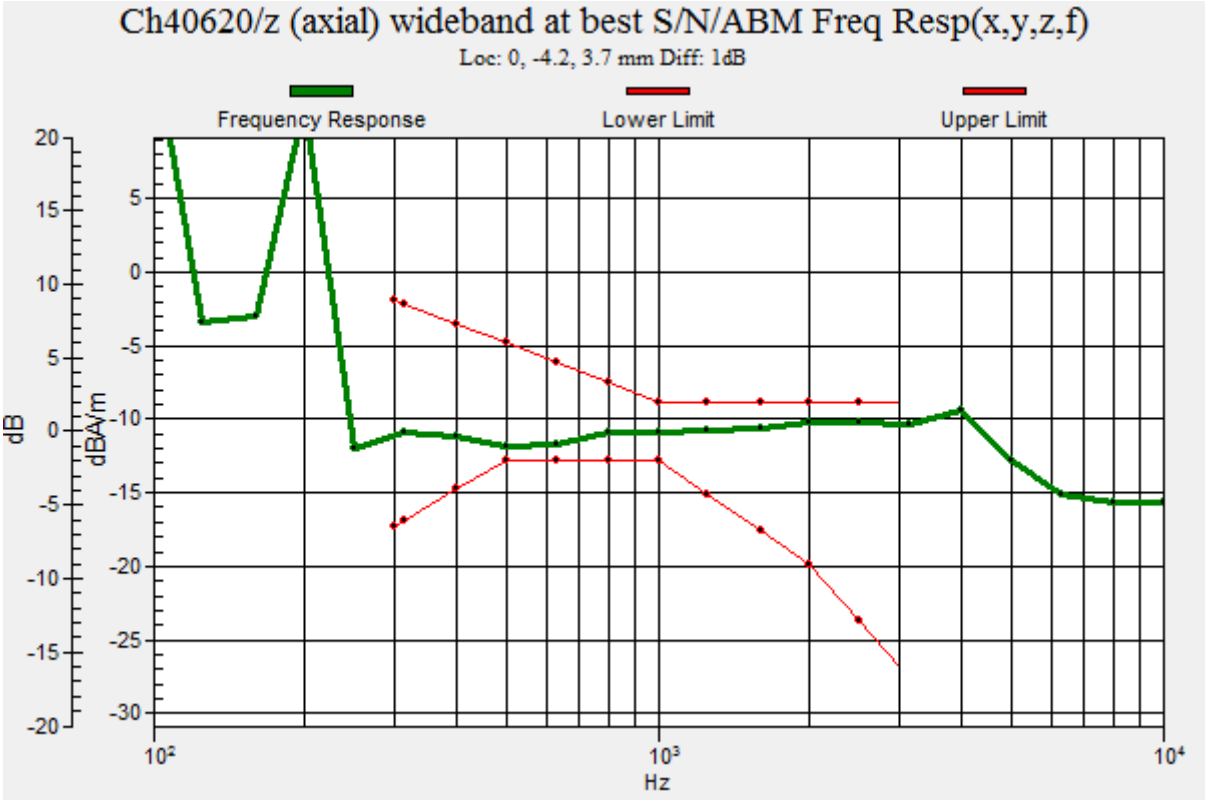
Ch40620/z (axial) wideband at best S/N/ABM Freq Resp(x,y,z,f)
Loc: 0, -4.2, 3.7 mm Diff: 1dB
Frequency Response
Lower Limit
Upper Limit
dB
dBA/m
Hz

HAC_T-Coil_LTE Band 41_20MHz_QPSK_1RB_0offset_AMR 12.2Kbps_Ch40620_Y

Communication System: UID 10172 - CAB, LTE-TDD (SC-FDMA, 1 RB, 20 MHz, QPSK);
Frequency: 2593 MHz;Duty Cycle: 1:8.33681
Medium: Air Medium parameters used: $\sigma = 0$ S/m, $\varepsilon_r = 1$; $\rho = 0$ kg/m^3
Ambient Temperature：23.2 ℃

DASY5 Configuration:
- Probe: AM1DV2 - 1048; ; Calibrated: 2022.02.22
- Sensor-Surface: 0mm (Fix Surface)
- Electronics: DAE4 Sn480; Calibrated: 2021.06.22
- Phantom: HAC Test Arch with AMCC; Type: SD HAC P01 BA;
- Measurement SW: DASY52, Version 52.8 (8); SEMCAD X Version 14.6.10 (7331)

Ch40620/y (transversal) 4.2mm 50 x 50/ABM SNR(x,y,z) (13x13x1): Measurement grid: dx=10mm, dy=10mm
ABM1/ABM2 = 27.20 dB
ABM1 comp = -17.68 dBA/m
BWC Factor = 0.0041 dB
Location: 0, -12.5, 3.7 mm



0 dB = 22.92 = 27.20 dB

HAC_T-Coil_LTE Band 66_20MHz_QPSK_1RB_0offset_AMR 12.2Kbps_Ch132322_Z

Communication System: UID 0, LTE-FDD (SC-FDMA, 1RB, 20MHz, QPSK) (0); Frequency: 1745 MHz;Duty Cycle: 1:3.74111
Medium: Air Medium parameters used: $\sigma = 0$ S/m, $\varepsilon_r = 1$; $\rho = 0$ kg/m^3
Ambient Temperature：23.2 ℃

DASY5 Configuration:
- Probe: AM1DV2 - 1048; ; Calibrated: 2022.02.22
- Sensor-Surface: 0mm (Fix Surface)
- Electronics: DAE4 Sn480; Calibrated: 2021.06.22
- Phantom: HAC Test Arch with AMCC; Type: SD HAC P01 BA;
- Measurement SW: DASY52, Version 52.8 (8); SEMCAD X Version 14.6.10 (7331)

Ch132322/z (axial) 4.2mm 50 x 50/ABM SNR(x,y,z) (13x13x1): Measurement grid: dx=10mm, dy=10mm
ABM1/ABM2 = 34.21 dB
ABM1 comp = -9.99 dBA/m
BWC Factor = 0.0064 dB
Location: 0, -8.3, 3.7 mm



0 dB = 51.35 = 34.21 dB

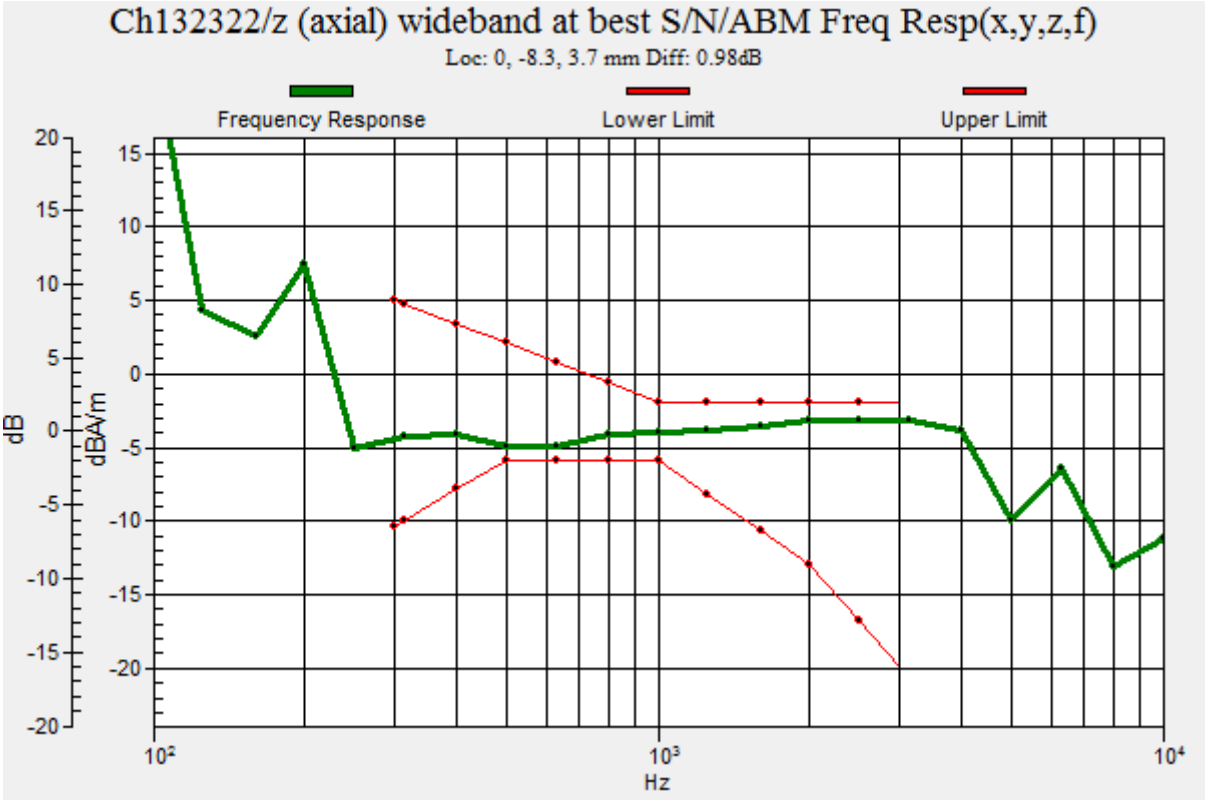
Ch132322/z (axial) wideband at best S/N/ABM Freq Resp(x,y,z,f)
Loc: 0, -8.3, 3.7 mm Diff: 0.98dB
Frequency Response
Lower Limit
Upper Limit
dB
dBA/m
Hz

HAC_T-Coil_LTE Band 66_20MHz_QPSK_1RB_0offset_AMR 12.2Kbps_Ch132322_Y

Communication System: UID 0, LTE-FDD (SC-FDMA, 1RB, 20MHz, QPSK) (0); Frequency: 1745 MHz;Duty Cycle: 1:3.74111
Medium: Air Medium parameters used: $\sigma = 0$ S/m, $\varepsilon_r = 1$; $\rho = 0$ kg/m^3
Ambient Temperature：23.2 ℃

DASY5 Configuration:
- Probe: AM1DV2 - 1048; ; Calibrated: 2022.02.22
- Sensor-Surface: 0mm (Fix Surface)
- Electronics: DAE4 Sn480; Calibrated: 2021.06.22
- Phantom: HAC Test Arch with AMCC; Type: SD HAC P01 BA;
- Measurement SW: DASY52, Version 52.8 (8); SEMCAD X Version 14.6.10 (7331)

Ch132322/y (transversal) 4.2mm 50 x 50/ABM SNR(x,y,z) (13x13x1): Measurement grid: dx=10mm, dy=10mm
ABM1/ABM2 = 32.09 dB
ABM1 comp = -17.47 dBA/m
BWC Factor = 0.0064 dB
Location: 0, 4.2, 3.7 mm



0 dB = 40.23 = 32.09 dB

HAC_T-Coil_VoWiFi 2.4GHz_802.11b 1Mbps_AMR 4.75Kbps_Ch6_Z

Communication System: UID 10415 - AAA, IEEE 802.11b WiFi 2.4 GHz (DSSS, 1 Mbps, 99pc duty cycle); Frequency: 2437 MHz;Duty Cycle: 1:1.42561
Medium: Air Medium parameters used: $\sigma = 0$ S/m, $\varepsilon_r = 1$; $\rho = 0$ kg/m^3
Ambient Temperature：23.2 ℃

DASY5 Configuration:
- Probe: AM1DV2 - 1048; ; Calibrated: 2022.02.22
- Sensor-Surface: 0mm (Fix Surface)
- Electronics: DAE4 Sn480; Calibrated: 2021.06.22
- Phantom: HAC Test Arch with AMCC; Type: SD HAC P01 BA;
- Measurement SW: DASY52, Version 52.8 (8); SEMCAD X Version 14.6.10 (7331)

Ch6/z (axial) 4.2mm 50 x 50/ABM SNR(x,y,z) (13x13x1): Measurement grid: dx=10mm, dy=10mm
ABM1/ABM2 = 35.08 dB
ABM1 comp = -10.07 dBA/m
BWC Factor = 0.03 dB
Location: 4.2, -8.3, 3.7 mm

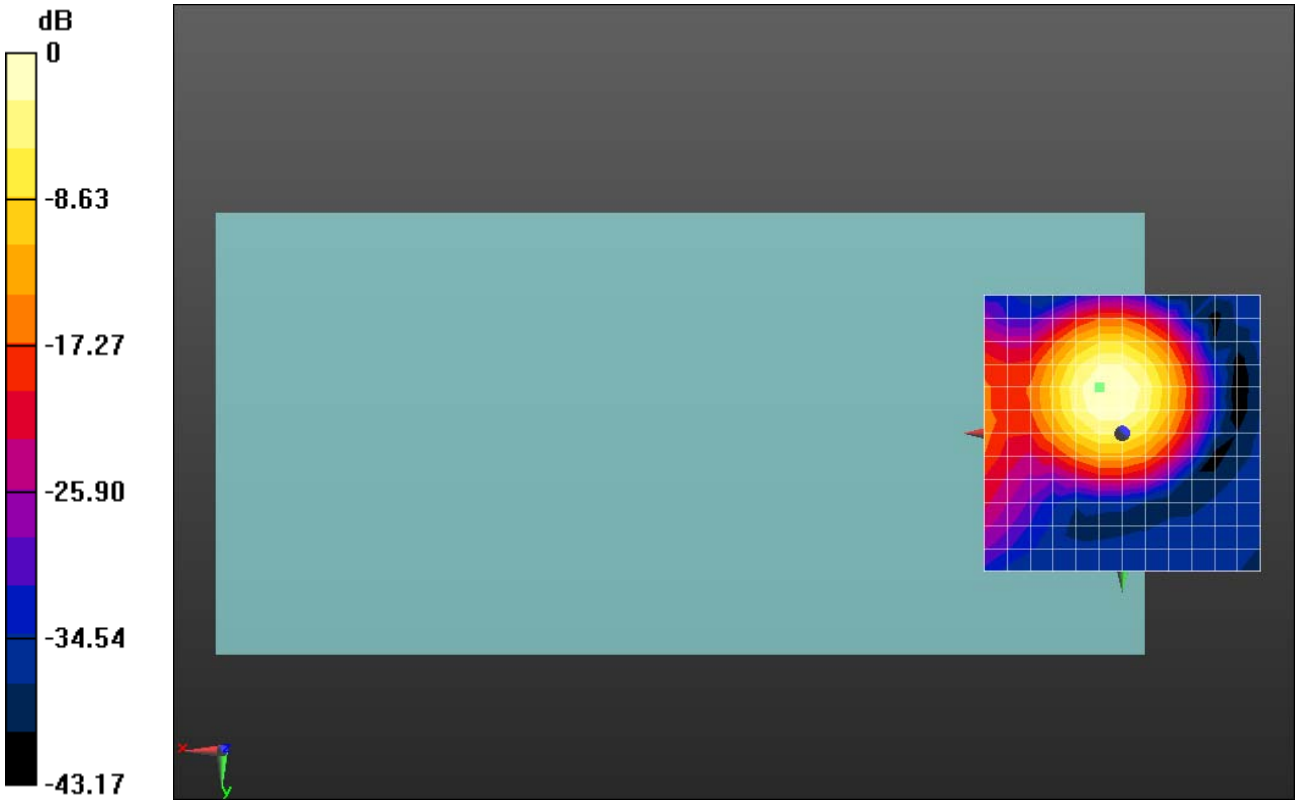

0 dB = 56.74 = 35.08 dB

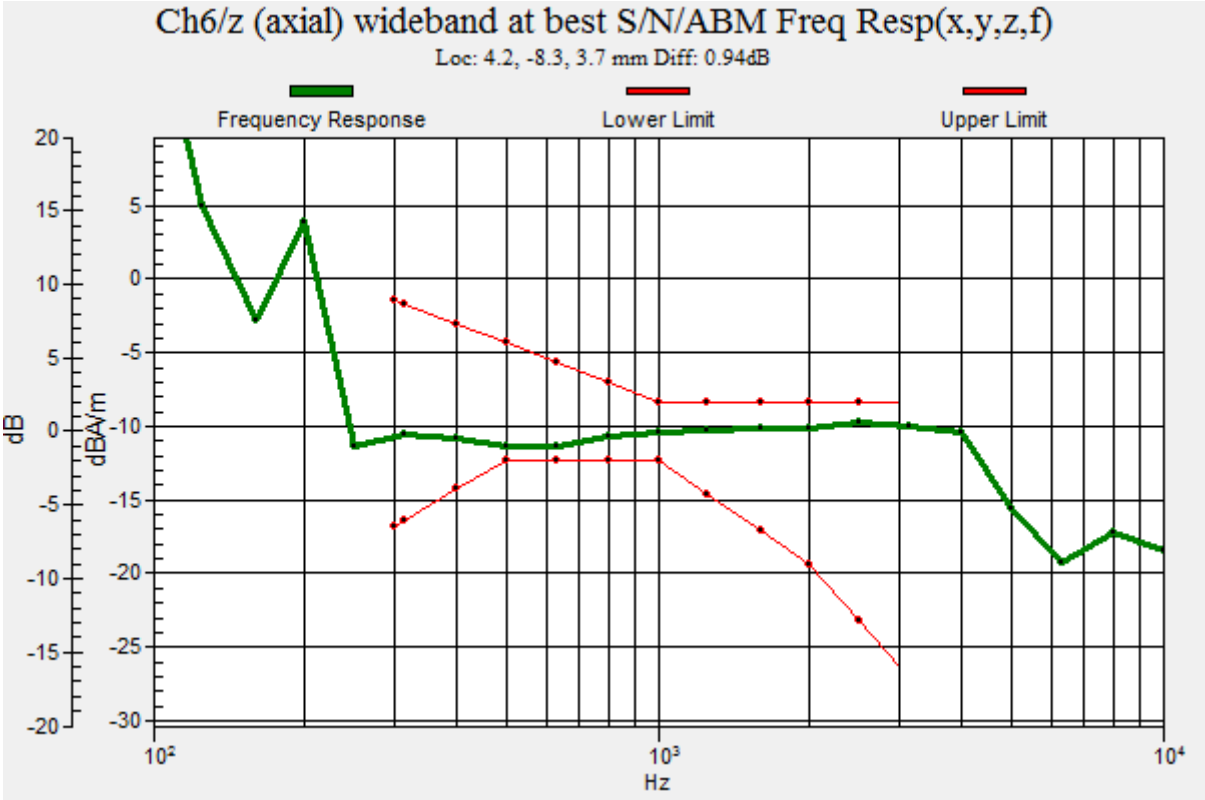
Ch6/z (axial) wideband at best S/N/ABM Freq Resp(x,y,z,f)
Loc: 4.2, -8.3, 3.7 mm Diff: 0.94dB
Frequency Response
Lower Limit
Upper Limit
dB
dBA/m
Hz

HAC_T-Coil_VoWiFi 2.4GHz_802.11b 1Mbps_AMR 4.75Kbps_Ch6_Y

Communication System: UID 10415 - AAA, IEEE 802.11b WiFi 2.4 GHz (DSSS, 1 Mbps, 99pc duty cycle); Frequency: 2437 MHz;Duty Cycle: 1:1.42561
Medium: Air Medium parameters used: $\sigma = 0$ S/m, $\varepsilon_r = 1$; $\rho = 0$ kg/m^3
Ambient Temperature：23.2 ℃

DASY5 Configuration:
- Probe: AM1DV2 - 1048; ; Calibrated: 2022.02.22
- Sensor-Surface: 0mm (Fix Surface)
- Electronics: DAE4 Sn480; Calibrated: 2021.06.22
- Phantom: HAC Test Arch with AMCC; Type: SD HAC P01 BA;
- Measurement SW: DASY52, Version 52.8 (8); SEMCAD X Version 14.6.10 (7331)

Ch6/y (transversal) 4.2mm 50 x 50/ABM SNR(x,y,z) (13x13x1): Measurement grid: dx=10mm, dy=10mm
ABM1/ABM2 = 33.16 dB
ABM1 comp = -17.71 dBA/m
BWC Factor = 0.03 dB
Location: 0, 0, 3.7 mm



0 dB = 45.49 = 33.16 dB

HAC_T-Coil_VoWiFi 2.4GHz_802.11g 1Mbps_AMR 4.75Kbps_Ch6_Z

Communication System: UID 10416 - AAA, IEEE 802.11g WiFi 2.4 GHz (ERP-OFDM, 6 Mbps, 99pc duty cycle); Frequency: 2437 MHz;Duty Cycle: 1:6.65273
Medium: Air Medium parameters used: $\sigma = 0$ S/m, $\varepsilon_r = 1$; $\rho = 0$ kg/m^3
Ambient Temperature：23.2 ℃

DASY5 Configuration:
- Probe: AM1DV2 - 1048; ; Calibrated: 2022.02.22
- Sensor-Surface: 0mm (Fix Surface)
- Electronics: DAE4 Sn480; Calibrated: 2021.06.22
- Phantom: HAC Test Arch with AMCC; Type: SD HAC P01 BA;
- Measurement SW: DASY52, Version 52.8 (8); SEMCAD X Version 14.6.10 (7331)

Ch6/z (axial) 4.2mm 50 x 50/ABM SNR(x,y,z) (13x13x1): Measurement grid: dx=10mm, dy=10mm
ABM1/ABM2 = 36.56 dB
ABM1 comp = -6.50 dBA/m
BWC Factor = 0.03 dB
Location: 4.2, -8.3, 3.7 mm

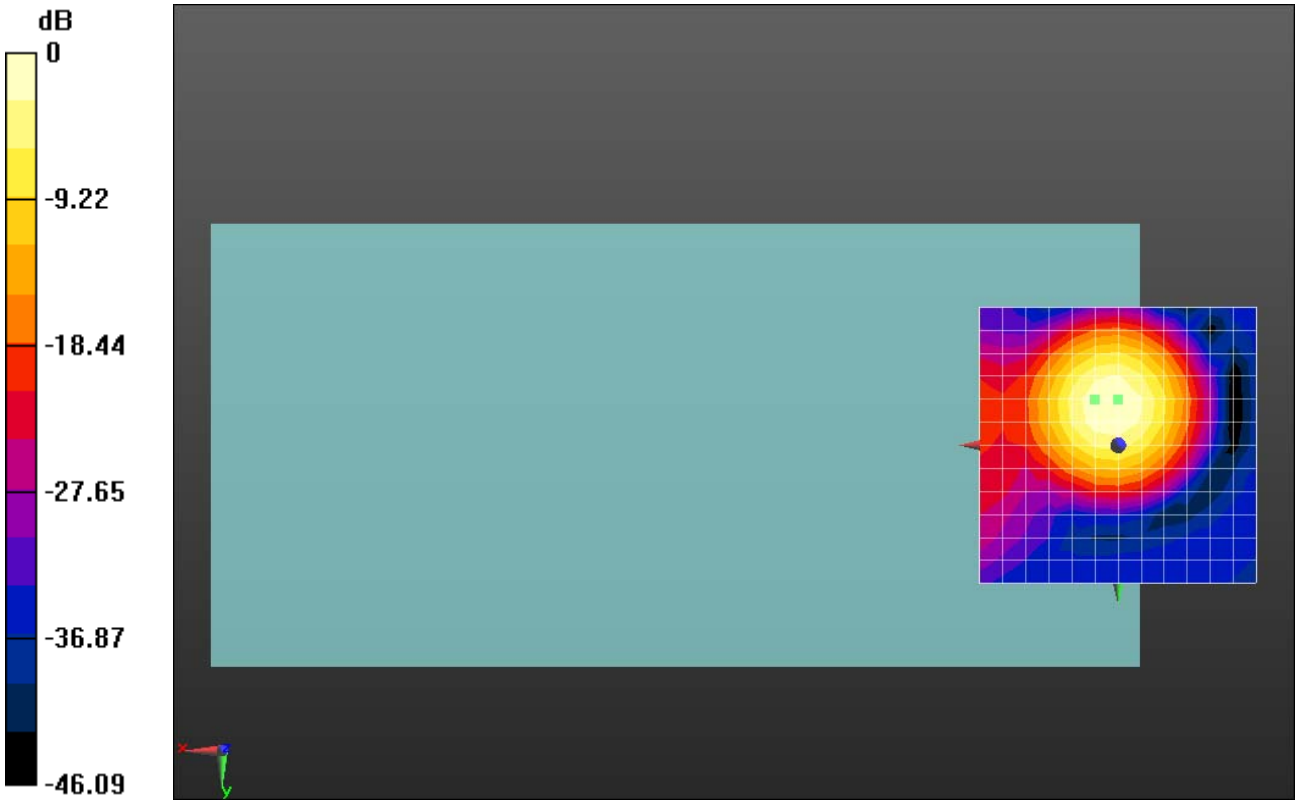

0 dB = 67.27 = 36.56 dB

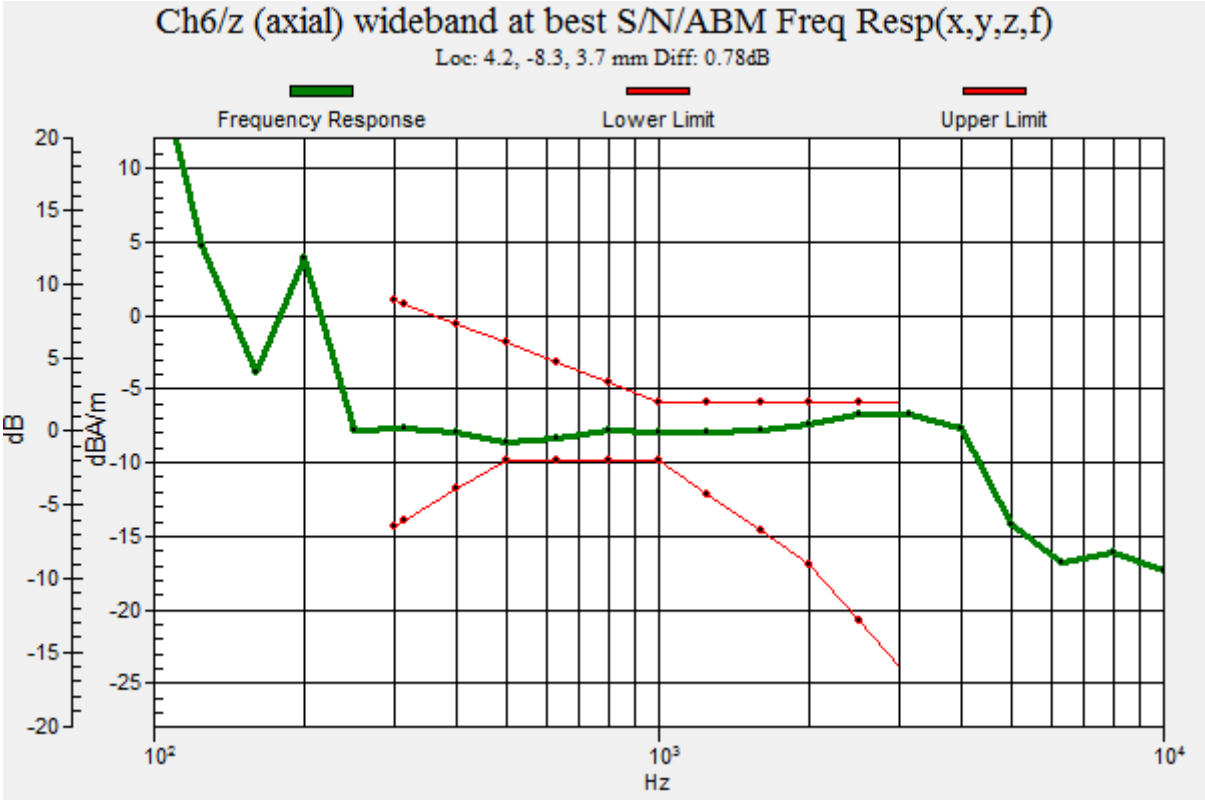
Ch6/z (axial) wideband at best S/N/ABM Freq Resp(x,y,z,f)
Loc: 4.2, -8.3, 3.7 mm Diff: 0.78dB
Frequency Response
Lower Limit
Upper Limit
dB
dBA/m
Hz

HAC_T-Coil_VoWiFi 2.4GHz_802.11g 1Mbps_AMR 4.75Kbps_Ch6_Y

Communication System: UID 10416 - AAA, IEEE 802.11g WiFi 2.4 GHz (ERP-OFDM, 6 Mbps, 99pc duty cycle); Frequency: 2437 MHz;Duty Cycle: 1:6.65273
Medium: Air Medium parameters used: $\sigma = 0$ S/m, $\varepsilon_r = 1$; $\rho = 0$ kg/m^3
Ambient Temperature：23.2 ℃

DASY5 Configuration:
- Probe: AM1DV2 - 1048; ; Calibrated: 2022.02.22
- Sensor-Surface: 0mm (Fix Surface)
- Electronics: DAE4 Sn480; Calibrated: 2021.06.22
- Phantom: HAC Test Arch with AMCC; Type: SD HAC P01 BA;
- Measurement SW: DASY52, Version 52.8 (8); SEMCAD X Version 14.6.10 (7331)

Ch6/y (transversal) 4.2mm 50 x 50/ABM SNR(x,y,z) (13x13x1): Measurement grid: dx=10mm, dy=10mm
ABM1/ABM2 = 34.33 dB
ABM1 comp = -13.63 dBA/m
BWC Factor = 0.03 dB
Location: 0, 0, 3.7 mm



0 dB = 52.08 = 34.33 dB

HAC_T-Coil_VoWiFi 2.4GHz_802.11n-HT20 MCS0_AMR 4.75Kbps_Ch6_Z

Communication System: UID 10193 - CAA, IEEE 802.11n (HT Greenfield, 6.5 Mbps, BPSK);
Frequency: 2437 MHz;Duty Cycle: 1:6.44169
Medium: Air Medium parameters used: $\sigma = 0$ S/m, $\varepsilon_r = 1$; $\rho = 0$ kg/m^3
Ambient Temperature：23.2 ℃

DASY5 Configuration:
- Probe: AM1DV2 - 1048; ; Calibrated: 2022.02.22
- Sensor-Surface: 0mm (Fix Surface)
- Electronics: DAE4 Sn480; Calibrated: 2021.06.22
- Phantom: HAC Test Arch with AMCC; Type: SD HAC P01 BA;
- Measurement SW: DASY52, Version 52.8 (8); SEMCAD X Version 14.6.10 (7331)

Ch6/z (axial) 4.2mm 50 x 50/ABM SNR(x,y,z) (13x13x1): Measurement grid: dx=10mm, dy=10mm
ABM1/ABM2 = 39.15 dB
ABM1 comp = -6.52 dBA/m
BWC Factor = 0.02 dB
Location: 0, -8.3, 3.7 mm

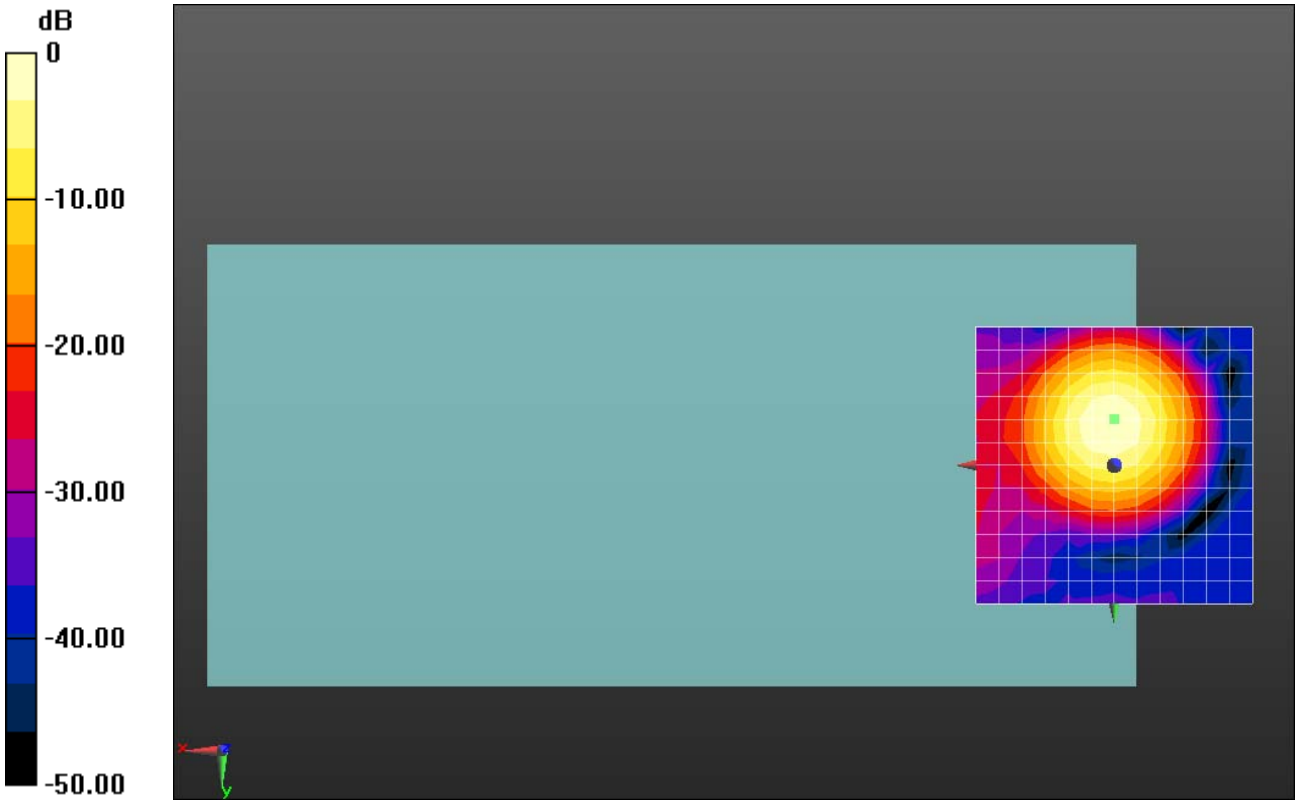

0 dB = 90.70 = 39.15 dB

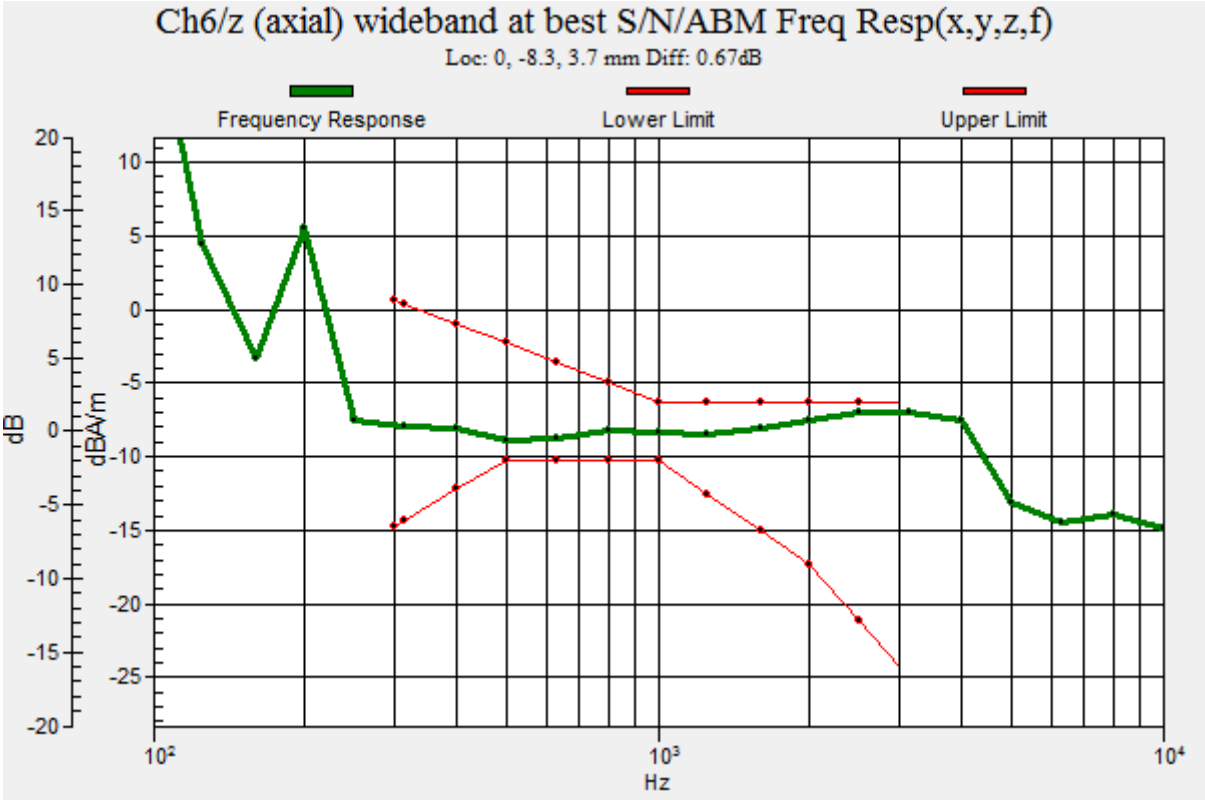
Ch6/z (axial) wideband at best S/N/ABM Freq Resp(x,y,z,f)
Loc: 0, -8.3, 3.7 mm Diff: 0.67dB
Frequency Response
Lower Limit
Upper Limit
dB
dBA/m
Hz

HAC_T-Coil_VoWiFi 2.4GHz_802.11n-HT20 MCS0_AMR 4.75Kbps_Ch6_Y

Communication System: UID 10193 - CAA, IEEE 802.11n (HT Greenfield, 6.5 Mbps, BPSK);
Frequency: 2437 MHz;Duty Cycle: 1:6.44169
Medium: Air Medium parameters used: $\sigma = 0$ S/m, $\varepsilon_r = 1$; $\rho = 0$ kg/m^3
Ambient Temperature：23.2 ℃

DASY5 Configuration:
- Probe: AM1DV2 - 1048; ; Calibrated: 2022.02.22
- Sensor-Surface: 0mm (Fix Surface)
- Electronics: DAE4 Sn480; Calibrated: 2021.06.22
- Phantom: HAC Test Arch with AMCC; Type: SD HAC P01 BA;
- Measurement SW: DASY52, Version 52.8 (8); SEMCAD X Version 14.6.10 (7331)

Ch6/y (transversal) 4.2mm 50 x 50/ABM SNR(x,y,z) (13x13x1): Measurement grid: dx=10mm, dy=10mm
ABM1/ABM2 = 33.63 dB
ABM1 comp = -15.80 dBA/m
BWC Factor = 0.02 dB
Location: -4.2, 0, 3.7 mm



0 dB = 48.02 = 33.63 dB

HAC_T-Coil_VoWiFi 2.4GHz_802.11n-HT40 MCS0_AMR 4.75Kbps_Ch6_Z

Communication System: UID 10114 - CAA, IEEE 802.11n (HT Greenfield, 13.5 Mbps, BPSK);
Frequency: 2437 MHz;Duty Cycle: 1:6.45654
Medium: Air Medium parameters used: $\sigma = 0$ S/m, $\varepsilon_r = 1$; $\rho = 0$ kg/m^3
Ambient Temperature：23.2 ℃

DASY5 Configuration:
- Probe: AM1DV2 - 1048; ; Calibrated: 2022.02.22
- Sensor-Surface: 0mm (Fix Surface)
- Electronics: DAE4 Sn480; Calibrated: 2021.06.22
- Phantom: HAC Test Arch with AMCC; Type: SD HAC P01 BA;
- Measurement SW: DASY52, Version 52.8 (8); SEMCAD X Version 14.6.10 (7331)

Ch6/z (axial) 4.2mm 50 x 50/ABM SNR(x,y,z) (13x13x1): Measurement grid: dx=10mm, dy=10mm
ABM1/ABM2 = 42.75 dB
ABM1 comp = -5.62 dBA/m
BWC Factor = 0.05 dB
Location: 0, -8.3, 3.7 mm

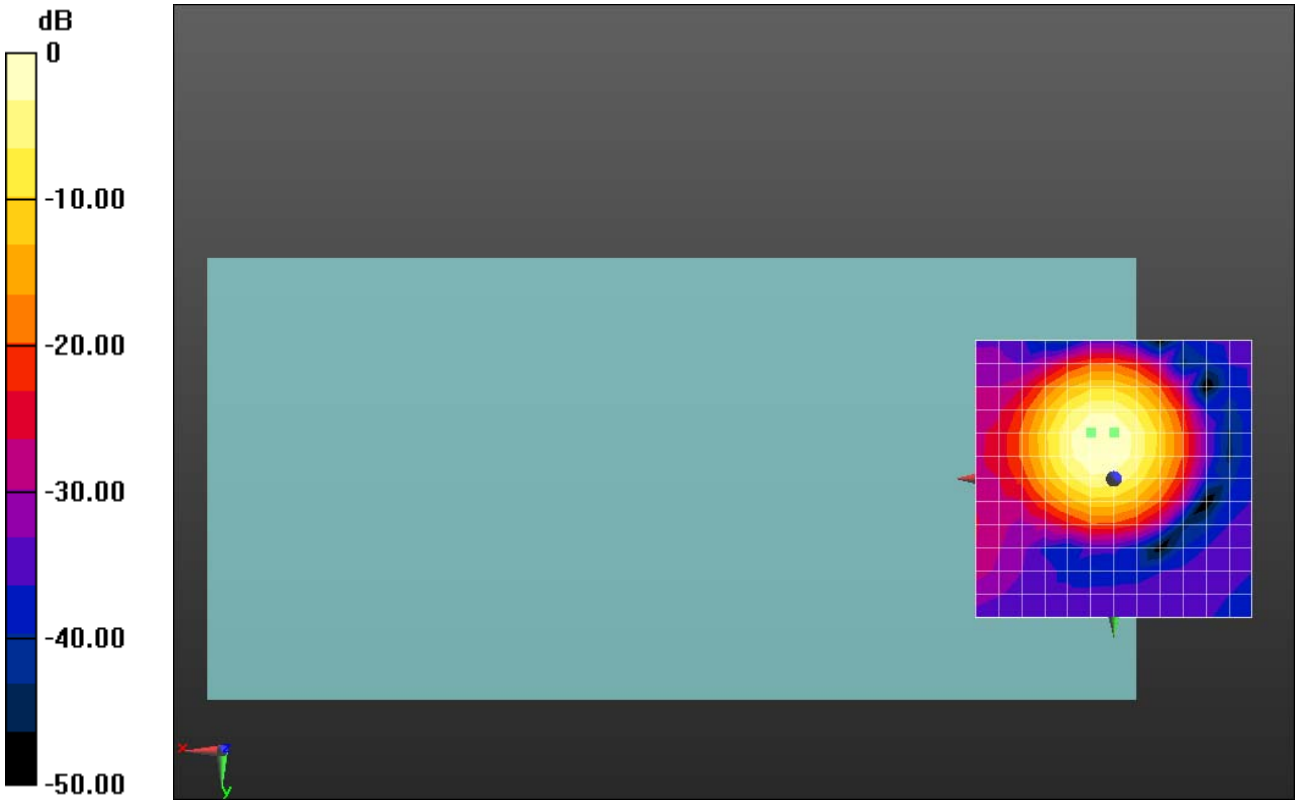

0 dB = 137.3 = 42.75 dB

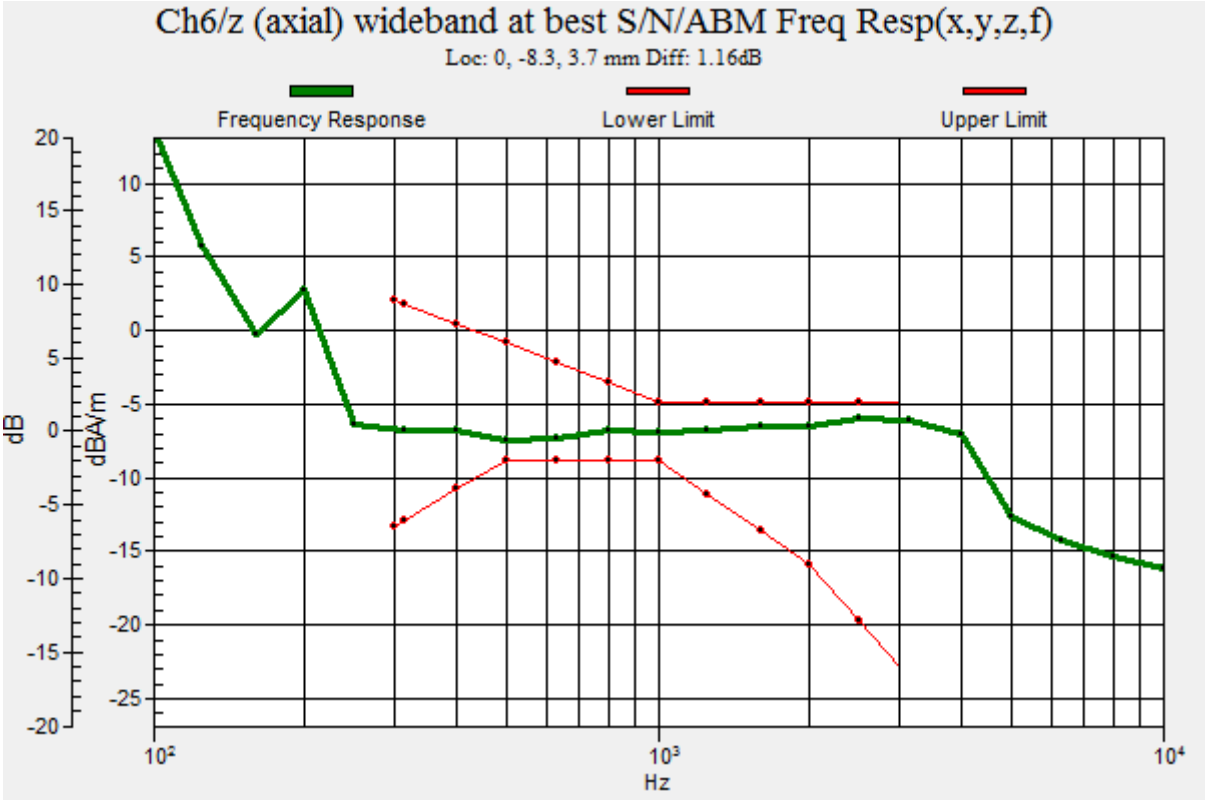
Ch6/z (axial) wideband at best S/N/ABM Freq Resp(x,y,z,f)
Loc: 0, -8.3, 3.7 mm Diff: 1.16dB
Frequency Response
Lower Limit
Upper Limit
dB
dBA/m
Hz

HAC_T-Coil_VoWiFi 2.4GHz_802.11n-HT40 MCS0_AMR 4.75Kbps_Ch6_Y

Communication System: UID 10114 - CAA, IEEE 802.11n (HT Greenfield, 13.5 Mbps, BPSK);
Frequency: 2437 MHz;Duty Cycle: 1:6.45654
Medium: Air Medium parameters used: $\sigma = 0$ S/m, $\varepsilon_r = 1$; $\rho = 0$ kg/m^3
Ambient Temperature：23.2 ℃

DASY5 Configuration:
- Probe: AM1DV2 - 1048; ; Calibrated: 2022.02.22
- Sensor-Surface: 0mm (Fix Surface)
- Electronics: DAE4 Sn480; Calibrated: 2021.06.22
- Phantom: HAC Test Arch with AMCC; Type: SD HAC P01 BA;
- Measurement SW: DASY52, Version 52.8 (8); SEMCAD X Version 14.6.10 (7331)

Ch6/y (transversal) 4.2mm 50 x 50/ABM SNR(x,y,z) (13x13x1): Measurement grid: dx=10mm, dy=10mm
ABM1/ABM2 = 35.43 dB
ABM1 comp = -13.34 dBA/m
BWC Factor = 0.05 dB
Location: 0, 0, 3.7 mm



0 dB = 59.10 = 35.43 dB

HAC_T-Coil_VoWiFi 5.2GHz_802.11a 6Mbps_AMR 4.75Kbps_Ch44_Z

Communication System: UID 10317 - AAA, IEEE 802.11a WiFi 5 GHz (OFDM, 6 Mbps, 96pc duty cycle); Frequency: 5220 MHz;Duty Cycle: 1:6.85488
Medium: Air Medium parameters used: $\sigma = 0$ S/m, $\varepsilon_r = 1$; $\rho = 0$ kg/m^3
Ambient Temperature：23.2 ℃

DASY5 Configuration:
- Probe: AM1DV2 - 1048; ; Calibrated: 2022.02.22
- Sensor-Surface: 0mm (Fix Surface)
- Electronics: DAE4 Sn480; Calibrated: 2021.06.22
- Phantom: HAC Test Arch with AMCC; Type: SD HAC P01 BA;
- Measurement SW: DASY52, Version 52.8 (8); SEMCAD X Version 14.6.10 (7331)

Ch44/z (axial) 4.2mm 50 x 50/ABM SNR(x,y,z) (13x13x1): Measurement grid: dx=10mm, dy=10mm
ABM1/ABM2 = 41.29 dB
ABM1 comp = -5.67 dBA/m
BWC Factor = 0.03 dB
Location: 4.2, -8.3, 3.7 mm

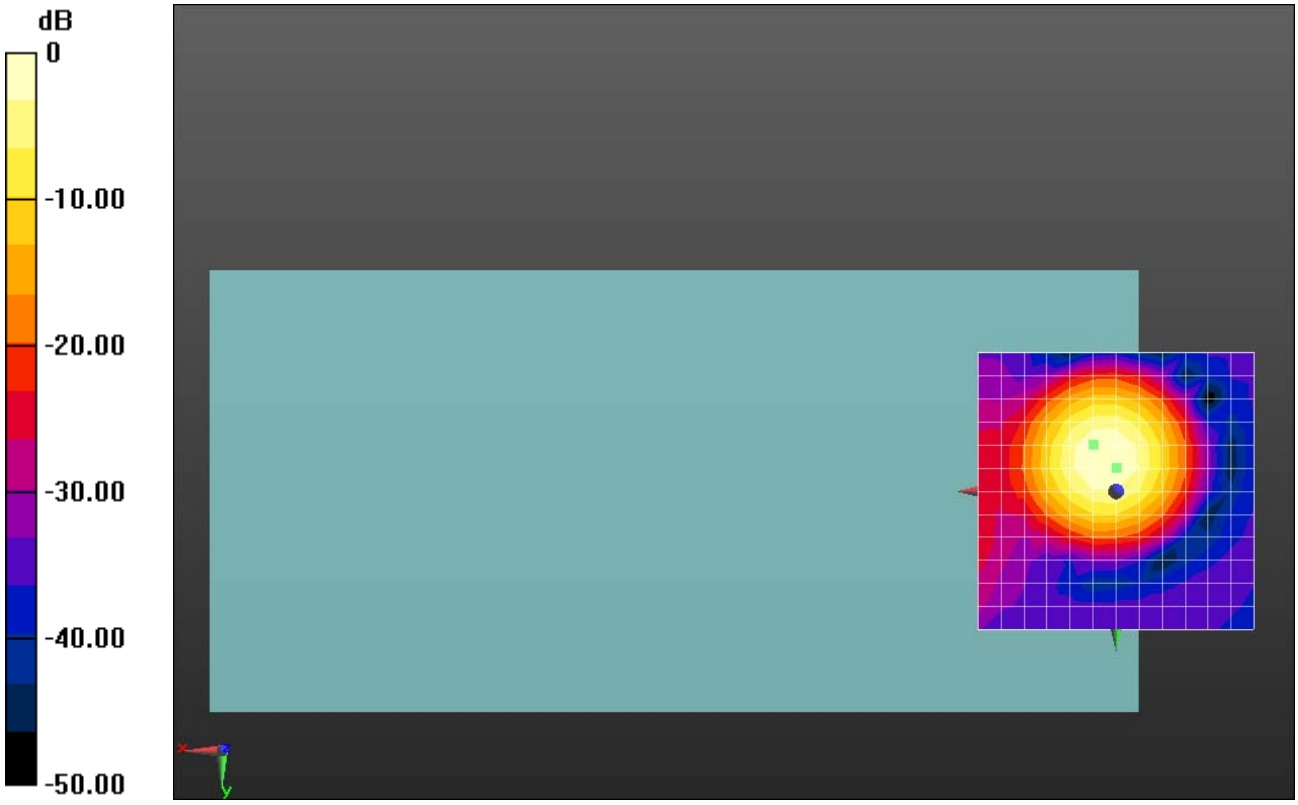

0 dB = 116.0 = 41.29 dB

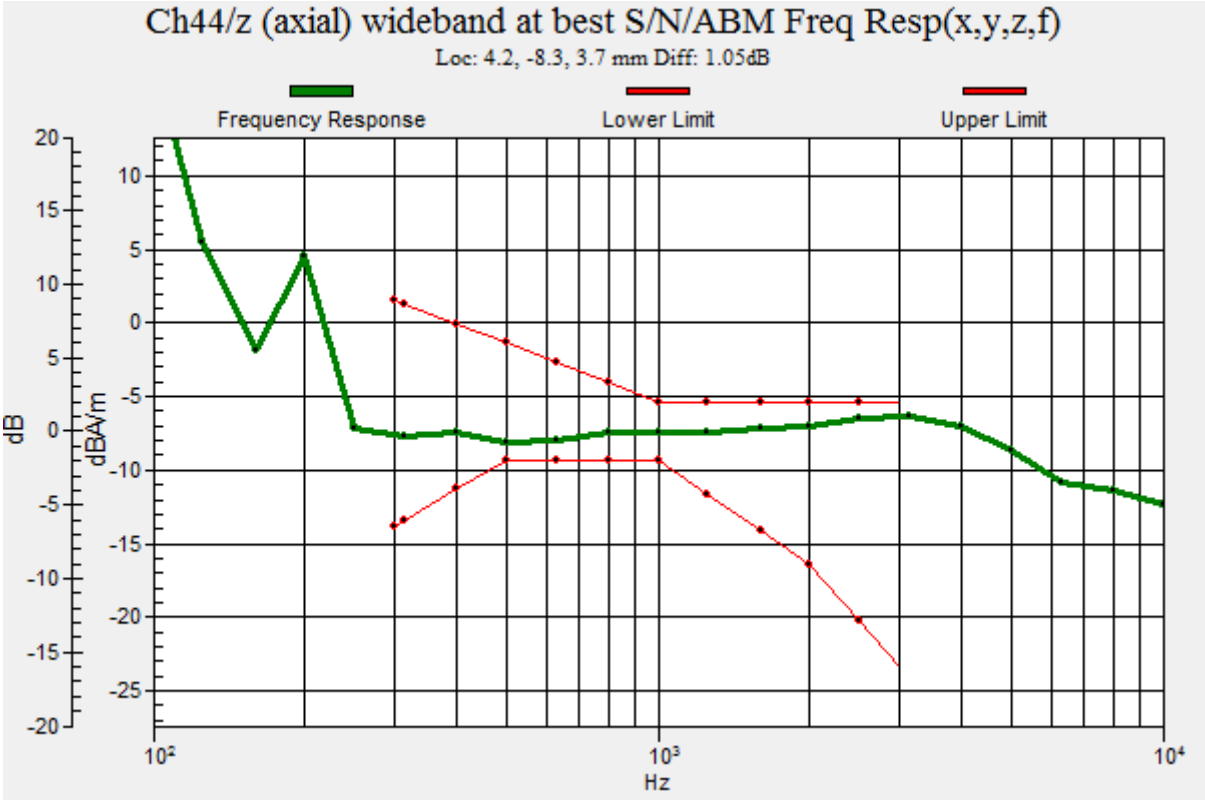
Ch44/z (axial) wideband at best S/N/ABM Freq Resp(x,y,z,f)
Loc: 4.2, -8.3, 3.7 mm Diff: 1.05dB
Frequency Response
Lower Limit
Upper Limit
dB
dBA/m
Hz

HAC_T-Coil_VoWiFi 5.2GHz_802.11a 6Mbps_AMR 4.75Kbps_Ch44_Y

Communication System: UID 10317 - AAA, IEEE 802.11a WiFi 5 GHz (OFDM, 6 Mbps, 96pc duty cycle); Frequency: 5220 MHz;Duty Cycle: 1:6.85488
Medium: Air Medium parameters used: $\sigma = 0$ S/m, $\varepsilon_r = 1$; $\rho = 0$ kg/m^3
Ambient Temperature：23.2 ℃

DASY5 Configuration:
- Probe: AM1DV2 - 1048; ; Calibrated: 2022.02.22
- Sensor-Surface: 0mm (Fix Surface)
- Electronics: DAE4 Sn480; Calibrated: 2021.06.22
- Phantom: HAC Test Arch with AMCC; Type: SD HAC P01 BA;
- Measurement SW: DASY52, Version 52.8 (8); SEMCAD X Version 14.6.10 (7331)

Ch44/y (transversal) 4.2mm 50 x 50/ABM SNR(x,y,z) (13x13x1): Measurement grid: dx=10mm, dy=10mm
ABM1/ABM2 = 33.90 dB
ABM1 comp = -13.30 dBA/m
BWC Factor = 0.03 dB
Location: 0, 4.2, 3.7 mm



0 dB = 49.55 = 33.90 dB

HAC_T-Coil_VoWiFi 5.3GHz_802.11a 6Mbps_AMR 4.75Kbps_Ch60_Z

Communication System: UID 10317 - AAA, IEEE 802.11a WiFi 5 GHz (OFDM, 6 Mbps, 96pc duty cycle); Frequency: 5300 MHz;Duty Cycle: 1:6.85488
Medium: Air Medium parameters used: $\sigma = 0$ S/m, $\varepsilon_r = 1$; $\rho = 0$ kg/m^3
Ambient Temperature：23.2 ℃

DASY5 Configuration:
- Probe: AM1DV2 - 1048; ; Calibrated: 2022.02.22
- Sensor-Surface: 0mm (Fix Surface)
- Electronics: DAE4 Sn480; Calibrated: 2021.06.22
- Phantom: HAC Test Arch with AMCC; Type: SD HAC P01 BA;
- Measurement SW: DASY52, Version 52.8 (8); SEMCAD X Version 14.6.10 (7331)

Ch60/z (axial) 4.2mm 50 x 50/ABM SNR(x,y,z) (13x13x1): Measurement grid: dx=10mm, dy=10mm
ABM1/ABM2 = 40.80 dB
ABM1 comp = -5.97 dBA/m
BWC Factor = 0.03 dB
Location: 4.2, -8.3, 3.7 mm

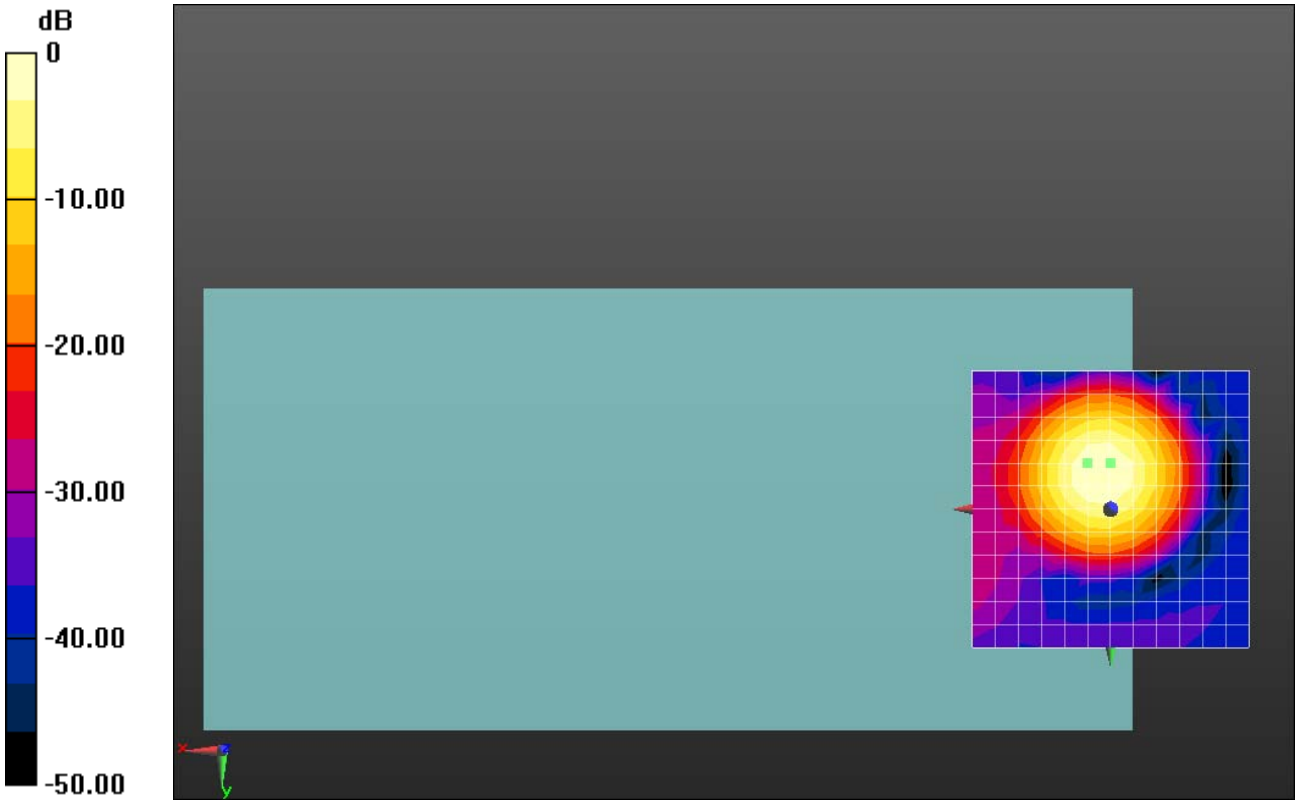

0 dB = 109.6 = 40.80 dB

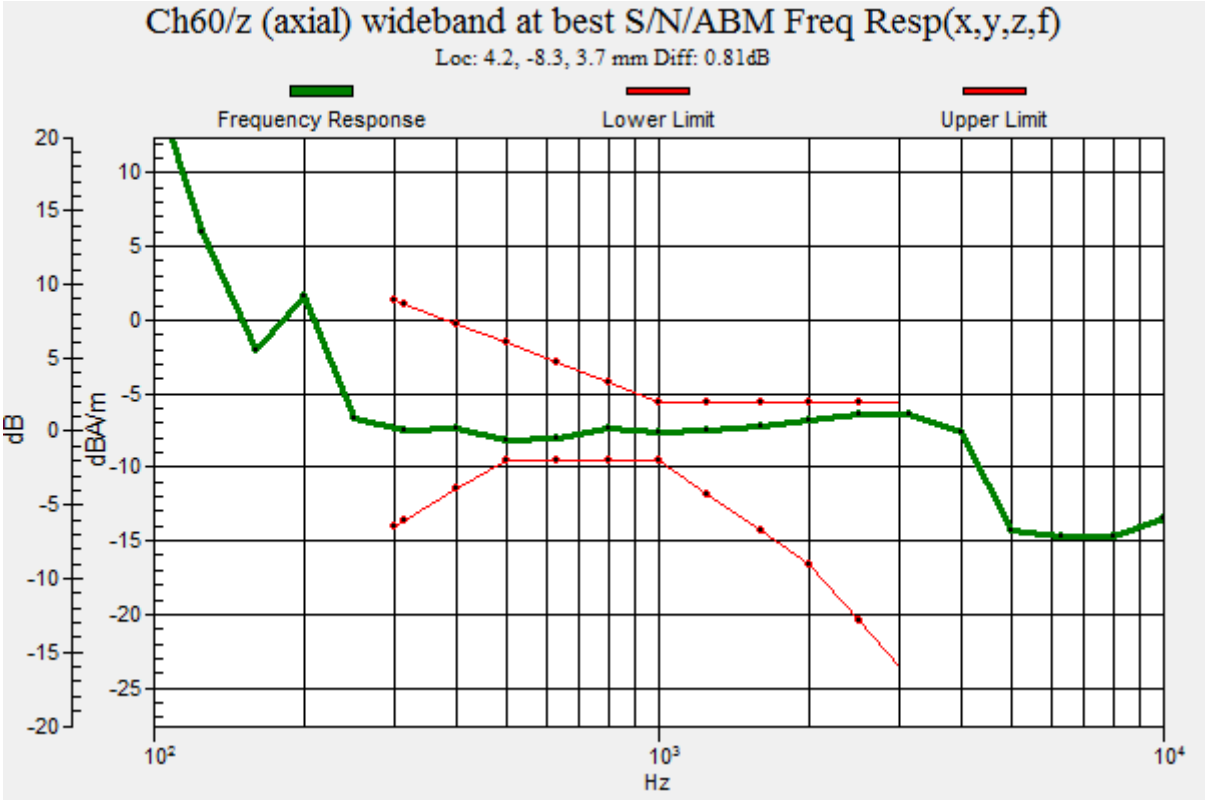
Ch60/z (axial) wideband at best S/N/ABM Freq Resp(x,y,z,f)
Loc: 4.2, -8.3, 3.7 mm Diff: 0.81dB
Frequency Response
Lower Limit
Upper Limit
dB
dBA/m
Hz

HAC_T-Coil_VoWiFi 5.3GHz_802.11a 6Mbps_AMR 4.75Kbps_Ch60_Y

Communication System: UID 10317 - AAA, IEEE 802.11a WiFi 5 GHz (OFDM, 6 Mbps, 96pc duty cycle); Frequency: 5300 MHz;Duty Cycle: 1:6.85488
Medium: Air Medium parameters used: $\sigma = 0$ S/m, $\varepsilon_r = 1$; $\rho = 0$ kg/m^3
Ambient Temperature：23.2 ℃

DASY5 Configuration:
- Probe: AM1DV2 - 1048; ; Calibrated: 2022.02.22
- Sensor-Surface: 0mm (Fix Surface)
- Electronics: DAE4 Sn480; Calibrated: 2021.06.22
- Phantom: HAC Test Arch with AMCC; Type: SD HAC P01 BA;
- Measurement SW: DASY52, Version 52.8 (8); SEMCAD X Version 14.6.10 (7331)

Ch60/y (transversal) 4.2mm 50 x 50/ABM SNR(x,y,z) (13x13x1): Measurement grid: dx=10mm, dy=10mm
ABM1/ABM2 = 34.16 dB
ABM1 comp = -15.41 dBA/m
BWC Factor = 0.03 dB
Location: -4.2, 4.2, 3.7 mm



0 dB = 51.06 = 34.16 dB

HAC_T-Coil_VoWiFi 5.3GHz_802.11n-HT20 MCS0_AMR 4.75Kbps_Ch60_Z

Communication System: UID 10193 - CAA, IEEE 802.11n (HT Greenfield, 6.5 Mbps, BPSK);
Frequency: 5300 MHz;Duty Cycle: 1:6.44169
Medium: Air Medium parameters used: $\sigma = 0$ S/m, $\varepsilon_r = 1$; $\rho = 0$ kg/m^3
Ambient Temperature：23.2 ℃

DASY5 Configuration:
- Probe: AM1DV2 - 1048; ; Calibrated: 2022.02.22
- Sensor-Surface: 0mm (Fix Surface)
- Electronics: DAE4 Sn480; Calibrated: 2021.06.22
- Phantom: HAC Test Arch with AMCC; Type: SD HAC P01 BA;
- Measurement SW: DASY52, Version 52.8 (8); SEMCAD X Version 14.6.10 (7331)

Ch60/z (axial) 4.2mm 50 x 50/ABM SNR(x,y,z) (13x13x1): Measurement grid: dx=10mm, dy=10mm
ABM1/ABM2 = 41.02 dB
ABM1 comp = -5.62 dBA/m
BWC Factor = 0.03 dB
Location: 0, -8.3, 3.7 mm

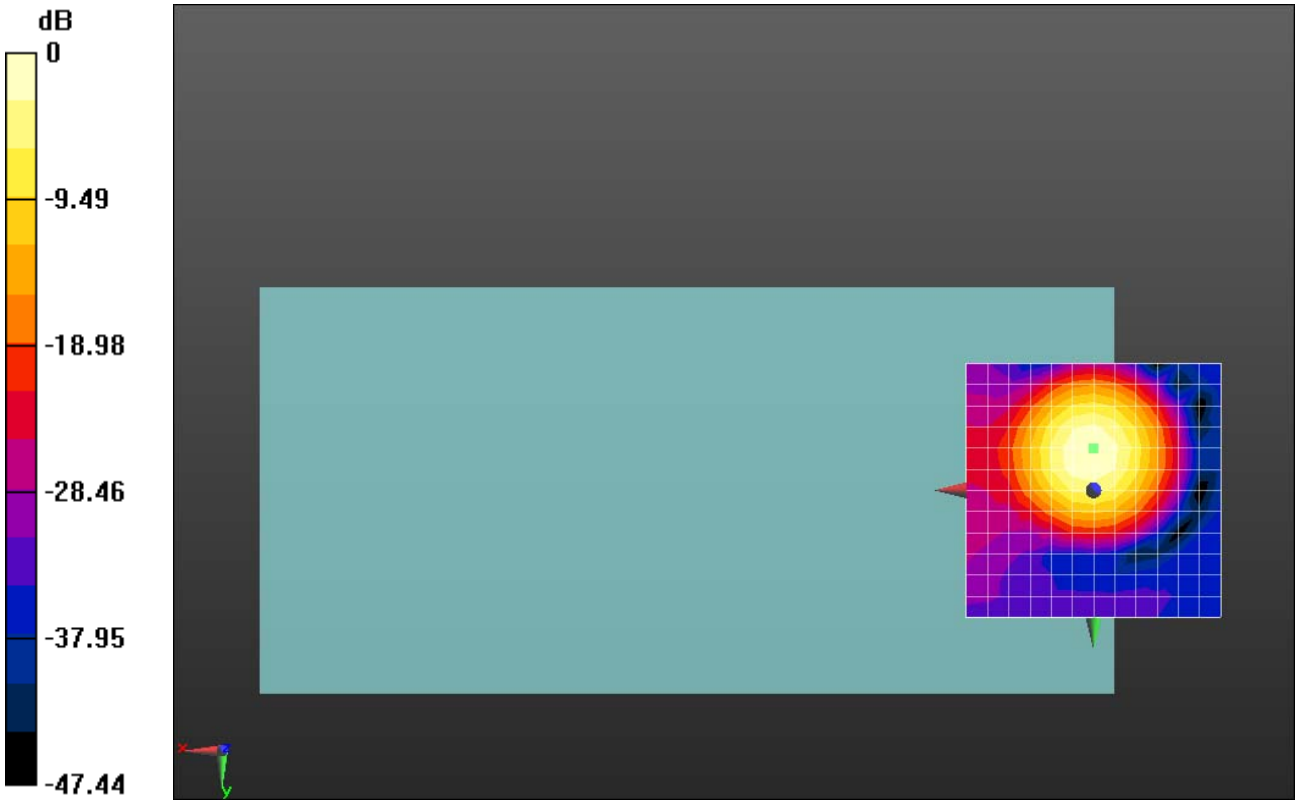

0 dB = 112.5 = 41.02 dB

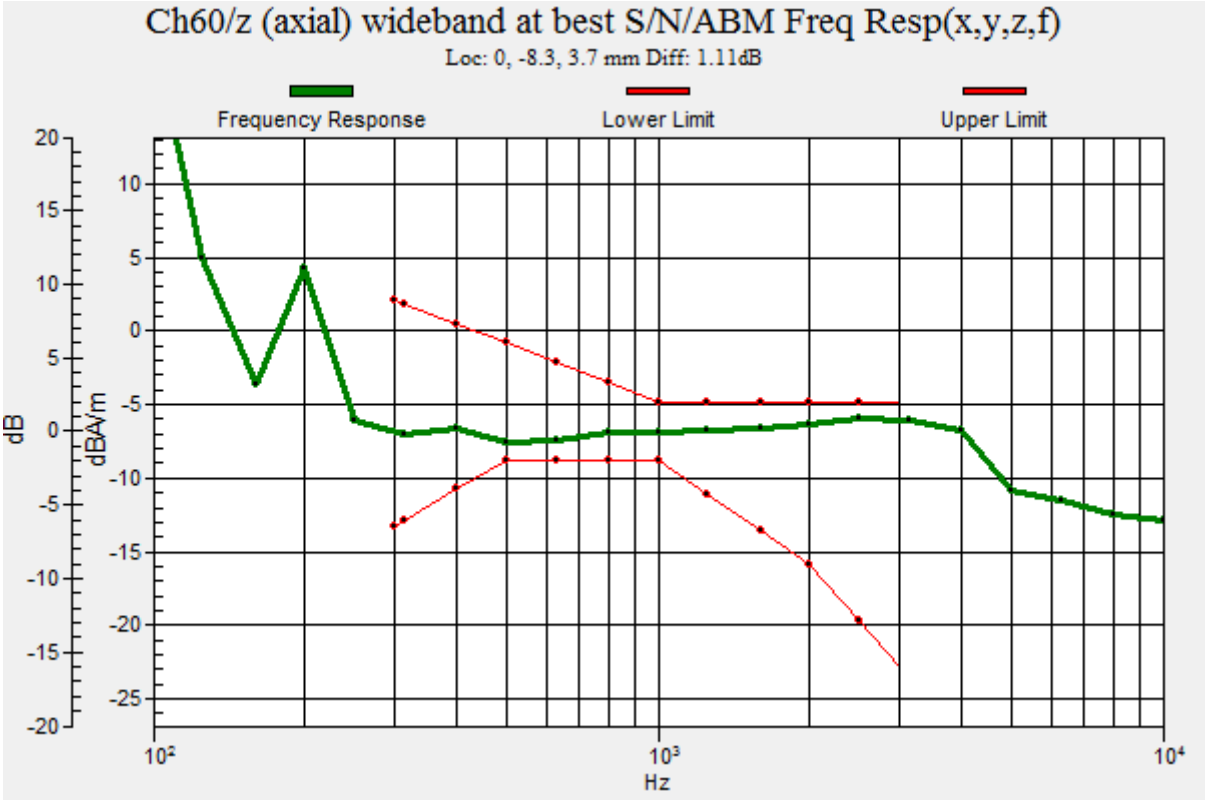
Ch60/z (axial) wideband at best S/N/ABM Freq Resp(x,y,z,f)
Loc: 0, -8.3, 3.7 mm Diff: 1.11dB
Frequency Response
Lower Limit
Upper Limit
dB
dBA/m
Hz

HAC_T-Coil_VoWiFi 5.3GHz_802.11n-HT20 MCS0_AMR 4.75Kbps_Ch60_Y

Communication System: UID 10193 - CAA, IEEE 802.11n (HT Greenfield, 6.5 Mbps, BPSK);
Frequency: 5300 MHz;Duty Cycle: 1:6.44169
Medium: Air Medium parameters used: $\sigma = 0$ S/m, $\varepsilon_r = 1$; $\rho = 0$ kg/m^3
Ambient Temperature：23.2 ℃

DASY5 Configuration:
- Probe: AM1DV2 - 1048; ; Calibrated: 2022.02.22
- Sensor-Surface: 0mm (Fix Surface)
- Electronics: DAE4 Sn480; Calibrated: 2021.06.22
- Phantom: HAC Test Arch with AMCC; Type: SD HAC P01 BA;
- Measurement SW: DASY52, Version 52.8 (8); SEMCAD X Version 14.6.10 (7331)

Ch60/y (transversal) 4.2mm 50 x 50/ABM SNR(x,y,z) (13x13x1): Measurement grid: dx=10mm, dy=10mm
ABM1/ABM2 = 34.79 dB
ABM1 comp = -14.52 dBA/m
BWC Factor = 0.03 dB
Location: 0, 4.2, 3.7 mm



0 dB = 54.92 = 34.79 dB

HAC_T-Coil_VoWiFi 5.3GHz_802.11n-HT40 MCS0_AMR 4.75Kbps_Ch54_Z

Communication System: UID 10114 - CAA, IEEE 802.11n (HT Greenfield, 13.5 Mbps, BPSK);
Frequency: 5270 MHz;Duty Cycle: 1:6.45654
Medium: Air Medium parameters used: $\sigma = 0$ S/m, $\varepsilon_r = 1$; $\rho = 0$ kg/m^3
Ambient Temperature：23.2 ℃

DASY5 Configuration:
- Probe: AM1DV2 - 1048; ; Calibrated: 2022.02.22
- Sensor-Surface: 0mm (Fix Surface)
- Electronics: DAE4 Sn480; Calibrated: 2021.06.22
- Phantom: HAC Test Arch with AMCC; Type: SD HAC P01 BA;
- Measurement SW: DASY52, Version 52.8 (8); SEMCAD X Version 14.6.10 (7331)

Ch54/z (axial) 4.2mm 50 x 50/ABM SNR(x,y,z) (13x13x1): Measurement grid: dx=10mm, dy=10mm
ABM1/ABM2 = 41.43 dB
ABM1 comp = -5.47 dBA/m
BWC Factor = 0.02 dB
Location: 0, -8.3, 3.7 mm



0 dB = 117.9 = 41.43 dB

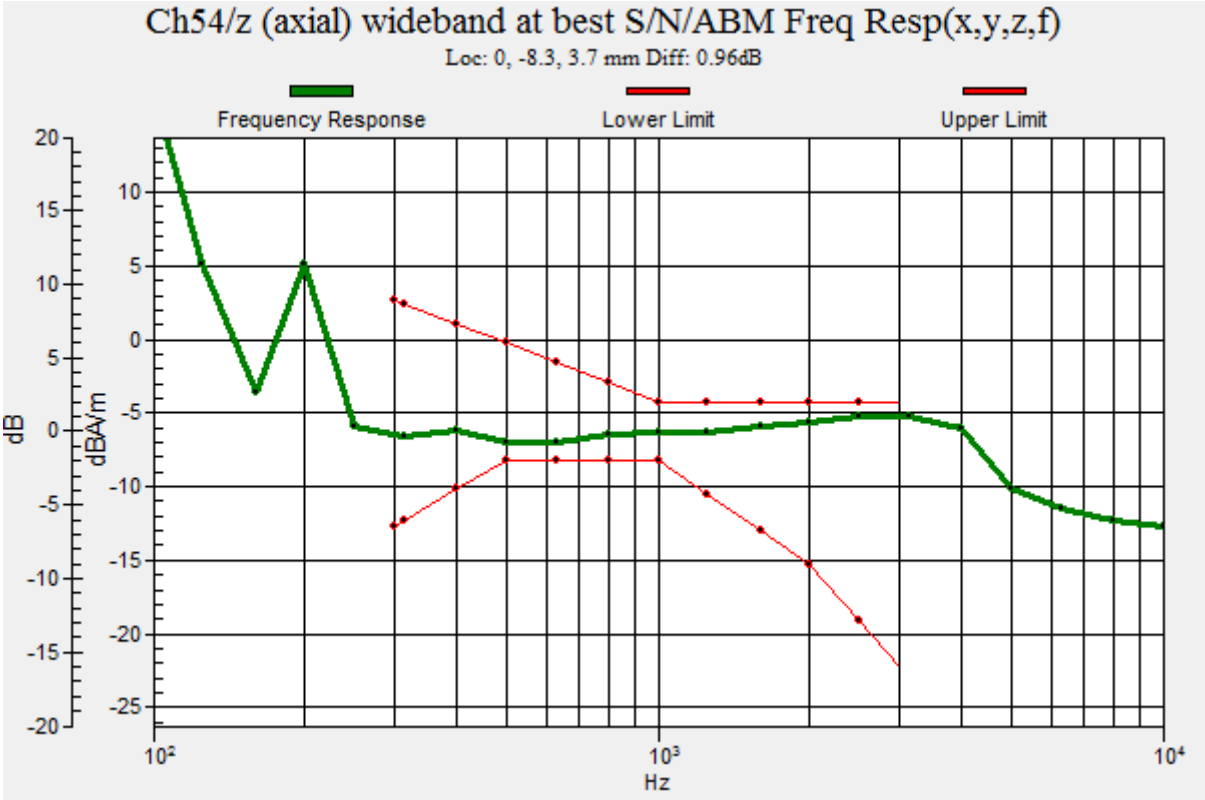
Ch54/z (axial) wideband at best S/N/ABM Freq Resp(x,y,z,f)
Loc: 0, -8.3, 3.7 mm Diff: 0.96dB
Frequency Response
Lower Limit
Upper Limit
dB
dBA/m
Hz

HAC_T-Coil_VoWiFi 5.3GHz_802.11n-HT40 MCS0_AMR 4.75Kbps_Ch54_Y

Communication System: UID 10114 - CAA, IEEE 802.11n (HT Greenfield, 13.5 Mbps, BPSK);
Frequency: 5270 MHz;Duty Cycle: 1:6.45654
Medium: Air Medium parameters used: $\sigma = 0$ S/m, $\varepsilon_r = 1$; $\rho = 0$ kg/m^3
Ambient Temperature：23.2 ℃

DASY5 Configuration:
- Probe: AM1DV2 - 1048; ; Calibrated: 2022.02.22
- Sensor-Surface: 0mm (Fix Surface)
- Electronics: DAE4 Sn480; Calibrated: 2021.06.22
- Phantom: HAC Test Arch with AMCC; Type: SD HAC P01 BA;
- Measurement SW: DASY52, Version 52.8 (8); SEMCAD X Version 14.6.10 (7331)

Ch54/y (transversal) 4.2mm 50 x 50/ABM SNR(x,y,z) (13x13x1): Measurement grid: dx=10mm, dy=10mm
ABM1/ABM2 = 35.73 dB
ABM1 comp = -14.00 dBA/m
BWC Factor = 0.02 dB
Location: 0, 0, 3.7 mm



0 dB = 61.17 = 35.73 dB

HAC_T-Coil_VoWiFi 5.3GHz_802.11ac-VHT20 MCS0_AMR 4.75Kbps_Ch60_Z

Communication System: UID 10400 - AAA, IEEE 802.11ac WiFi (20MHz, 64-QAM, 99pc duty cycle); Frequency: 5300 MHz;Duty Cycle: 1:6.87068
Medium: Air Medium parameters used: $\sigma = 0$ S/m, $\varepsilon_r = 1$; $\rho = 0$ kg/m^3
Ambient Temperature：23.2 ℃

DASY5 Configuration:
- Probe: AM1DV2 - 1048; ; Calibrated: 2022.02.22
- Sensor-Surface: 0mm (Fix Surface)
- Electronics: DAE4 Sn480; Calibrated: 2021.06.22
- Phantom: HAC Test Arch with AMCC; Type: SD HAC P01 BA;
- Measurement SW: DASY52, Version 52.8 (8); SEMCAD X Version 14.6.10 (7331)

Ch60/z (axial) 4.2mm 50 x 50/ABM SNR(x,y,z) (13x13x1): Measurement grid: dx=10mm, dy=10mm
ABM1/ABM2 = 40.94 dB
ABM1 comp = -5.94 dBA/m
BWC Factor = 0.02 dB
Location: 4.2, -8.3, 3.7 mm

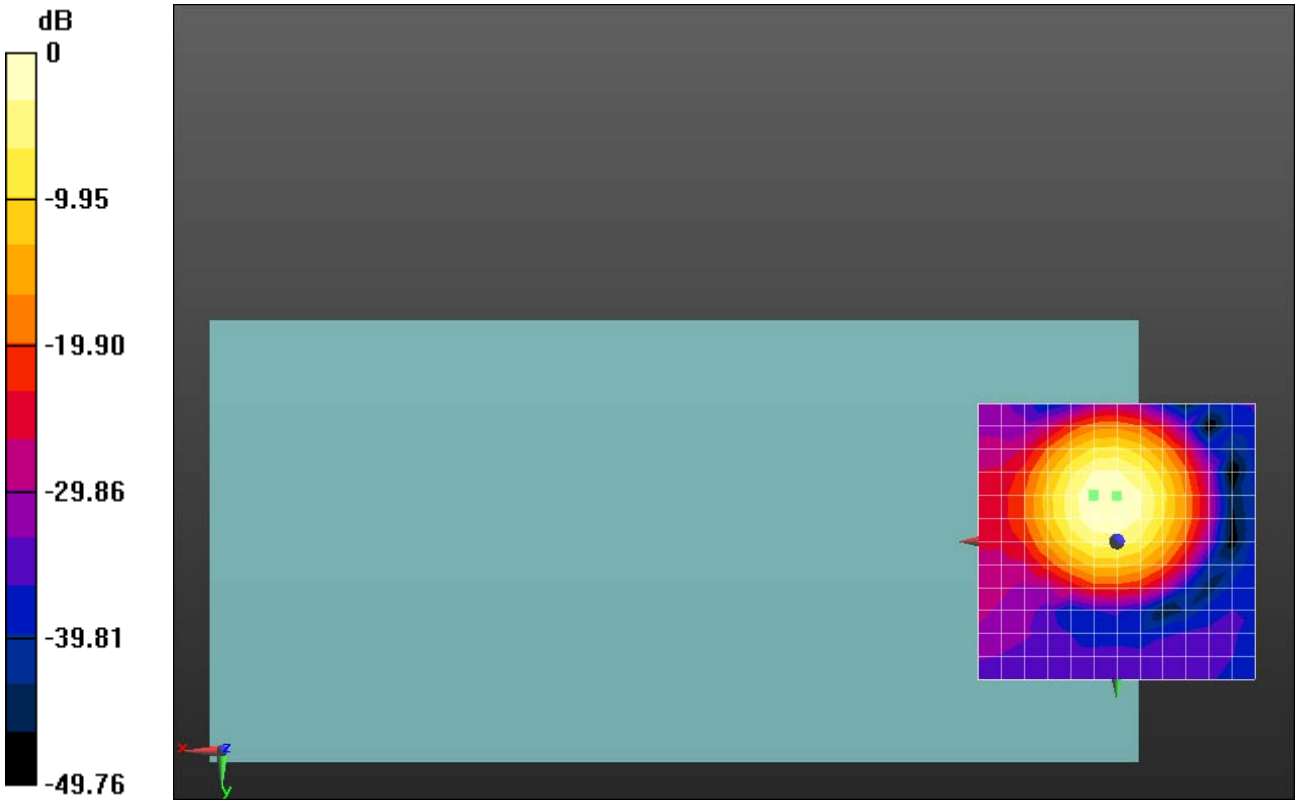

0 dB = 111.4 = 40.94 dB

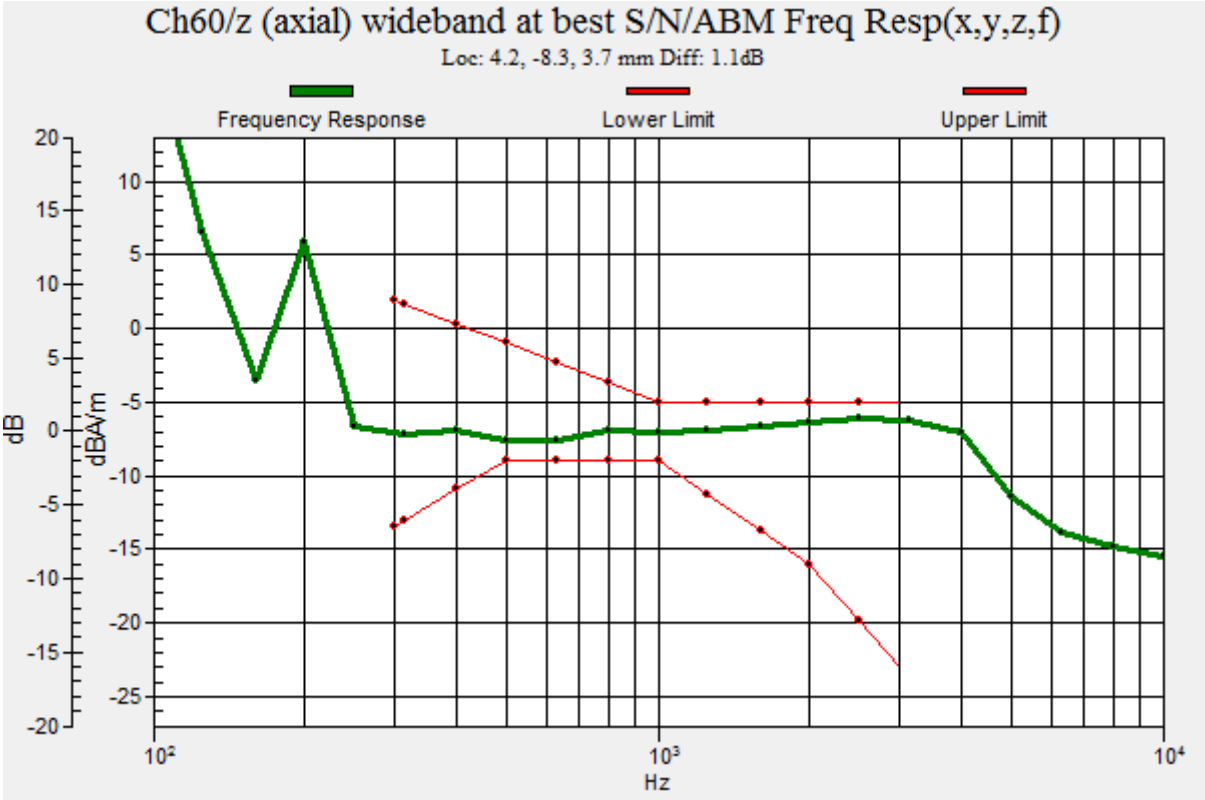
Ch60/z (axial) wideband at best S/N/ABM Freq Resp(x,y,z,f)
Loc: 4.2, -8.3, 3.7 mm Diff: 1.1dB
Frequency Response
Lower Limit
Upper Limit
dB
dBA/m
Hz

HAC_T-Coil_VoWiFi 5.3GHz_802.11ac-VHT20 MCS0_AMR 4.75Kbps_Ch60_Y

Communication System: UID 10400 - AAA, IEEE 802.11ac WiFi (20MHz, 64-QAM, 99pc duty cycle); Frequency: 5300 MHz;Duty Cycle: 1:6.87068
Medium: Air Medium parameters used: $\sigma = 0$ S/m, $\varepsilon_r = 1$; $\rho = 0$ kg/m^3
Ambient Temperature：23.2 ℃

DASY5 Configuration:
- Probe: AM1DV2 - 1048; ; Calibrated: 2022.02.22
- Sensor-Surface: 0mm (Fix Surface)
- Electronics: DAE4 Sn480; Calibrated: 2021.06.22
- Phantom: HAC Test Arch with AMCC; Type: SD HAC P01 BA;
- Measurement SW: DASY52, Version 52.8 (8); SEMCAD X Version 14.6.10 (7331)

Ch60/y (transversal) 4.2mm 50 x 50/ABM SNR(x,y,z) (13x13x1): Measurement grid: dx=10mm, dy=10mm
ABM1/ABM2 = 34.91 dB
ABM1 comp = -14.48 dBA/m
BWC Factor = 0.02 dB
Location: 0, 0, 3.7 mm



0 dB = 55.68 = 34.91 dB

HAC_T-Coil_VoWiFi 5.3GHz_802.11ac-VHT40 MCS0_AMR 4.75Kbps_Ch54_Z

Communication System: UID 10114 - CAA, IEEE 802.11n (HT Greenfield, 13.5 Mbps, BPSK);
Frequency: 5270 MHz;Duty Cycle: 1:6.45654
Medium: Air Medium parameters used: $\sigma = 0$ S/m, $\varepsilon_r = 1$; $\rho = 0$ kg/m^3
Ambient Temperature：23.2 ℃

DASY5 Configuration:
- Probe: AM1DV2 - 1048; ; Calibrated: 2022.02.22
- Sensor-Surface: 0mm (Fix Surface)
- Electronics: DAE4 Sn480; Calibrated: 2021.06.22
- Phantom: HAC Test Arch with AMCC; Type: SD HAC P01 BA;
- Measurement SW: DASY52, Version 52.8 (8); SEMCAD X Version 14.6.10 (7331)

Ch54/z (axial) 4.2mm 50 x 50/ABM SNR(x,y,z) (13x13x1): Measurement grid: dx=10mm, dy=10mm
ABM1/ABM2 = 41.51 dB
ABM1 comp = -5.54 dBA/m
BWC Factor = 0.03 dB
Location: 0, -8.3, 3.7 mm



0 dB = 119.0 = 41.51 dB

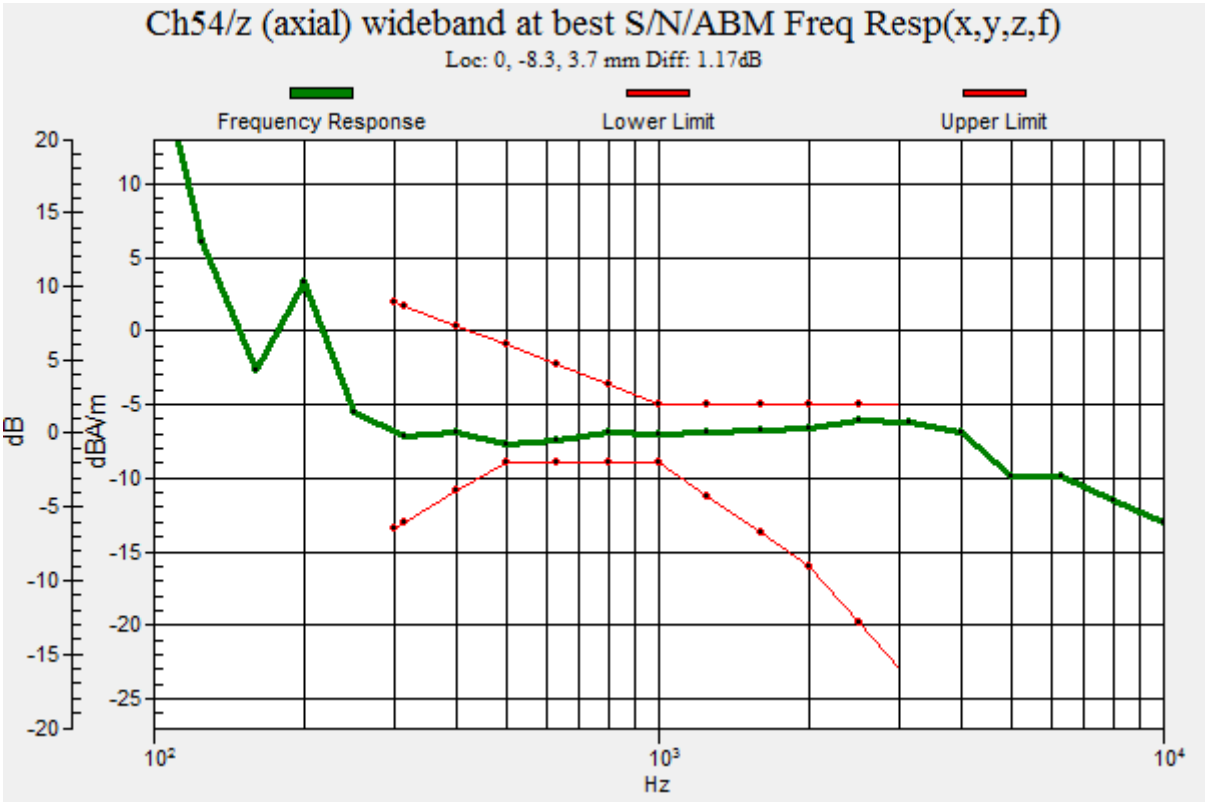
Ch54/z (axial) wideband at best S/N/ABM Freq Resp(x,y,z,f)
Loc: 0, -8.3, 3.7 mm Diff: 1.17dB
Frequency Response
Lower Limit
Upper Limit
dB
dBA/m
Hz

HAC_T-Coil_VoWiFi 5.3GHz_802.11ac-VHT40 MCS0_AMR 4.75Kbps_Ch54_Y

Communication System: UID 10114 - CAA, IEEE 802.11n (HT Greenfield, 13.5 Mbps, BPSK);
Frequency: 5270 MHz;Duty Cycle: 1:6.45654
Medium: Air Medium parameters used: $\sigma = 0$ S/m, $\varepsilon_r = 1$; $\rho = 0$ kg/m^3
Ambient Temperature：23.2 ℃

DASY5 Configuration:
- Probe: AM1DV2 - 1048; ; Calibrated: 2022.02.22
- Sensor-Surface: 0mm (Fix Surface)
- Electronics: DAE4 Sn480; Calibrated: 2021.06.22
- Phantom: HAC Test Arch with AMCC; Type: SD HAC P01 BA;
- Measurement SW: DASY52, Version 52.8 (8); SEMCAD X Version 14.6.10 (7331)

Ch54/y (transversal) 4.2mm 50 x 50/ABM SNR(x,y,z) (13x13x1): Measurement grid: dx=10mm, dy=10mm
ABM1/ABM2 = 36.72 dB
ABM1 comp = -13.62 dBA/m
BWC Factor = 0.03 dB
Location: 0, 4.2, 3.7 mm



0 dB = 68.57 = 36.72 dB

HAC_T-Coil_VoWiFi 5.3GHz_802.11ac-VHT80 MCS0_AMR 4.75Kbps_Ch58_Z

Communication System: UID 10402 - AAA, IEEE 802.11ac WiFi (80MHz, 64-QAM, 99pc duty cycle); Frequency: 5290 MHz;Duty Cycle: 1:7.12853
Medium: Air Medium parameters used: $\sigma = 0$ S/m, $\varepsilon_r = 1$; $\rho = 0$ kg/m^3
Ambient Temperature：23.2 ℃

DASY5 Configuration:
- Probe: AM1DV2 - 1048; ; Calibrated: 2022.02.22
- Sensor-Surface: 0mm (Fix Surface)
- Electronics: DAE4 Sn480; Calibrated: 2021.06.22
- Phantom: HAC Test Arch with AMCC; Type: SD HAC P01 BA;
- Measurement SW: DASY52, Version 52.8 (8); SEMCAD X Version 14.6.10 (7331)

Ch58/z (axial) 4.2mm 50 x 50/ABM SNR(x,y,z) (13x13x1): Measurement grid: dx=10mm, dy=10mm
ABM1/ABM2 = 41.22 dB
ABM1 comp = -5.77 dBA/m
BWC Factor = 0.02 dB
Location: 0, -8.3, 3.7 mm

0 dB = 115.1 = 41.22 dB

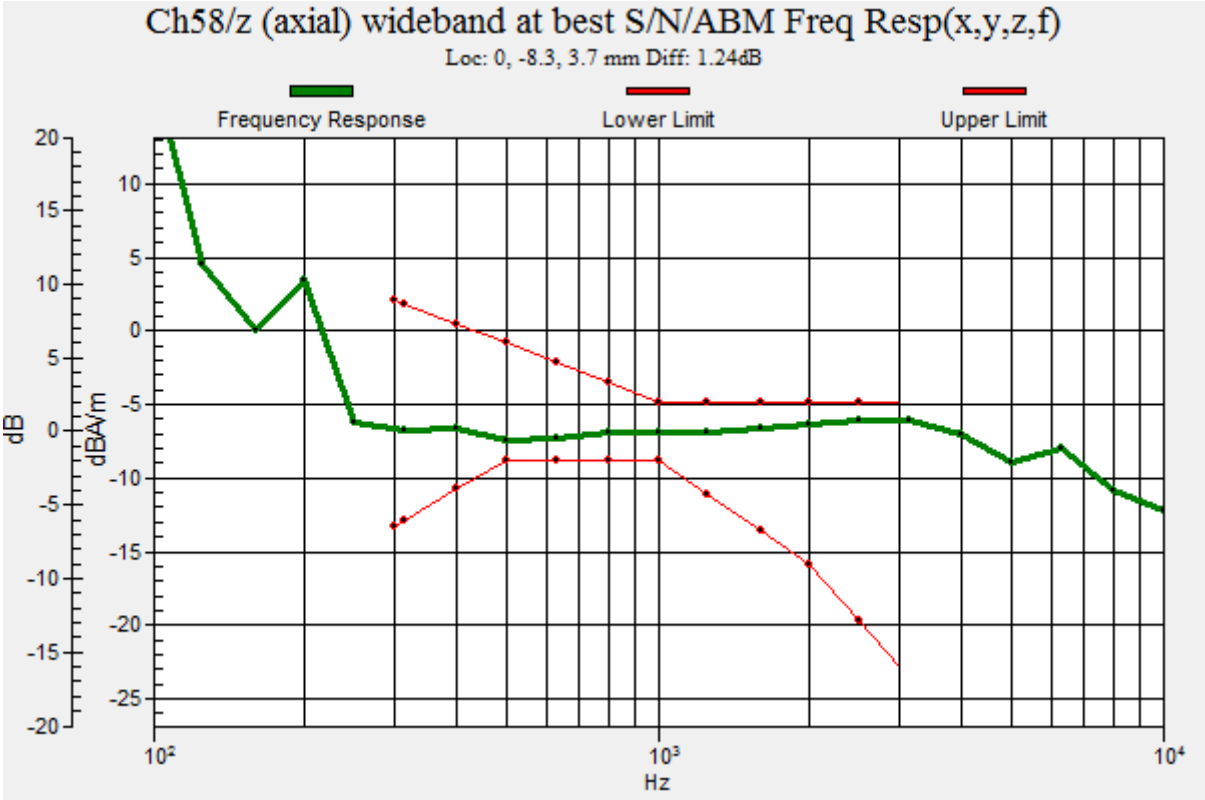
Ch58/z (axial) wideband at best S/N/ABM Freq Resp(x,y,z,f)
Loc: 0, -8.3, 3.7 mm Diff: 1.24dB
Frequency Response
Lower Limit
Upper Limit
dB
dBA/m
Hz

HAC_T-Coil_VoWiFi 5.3GHz_802.11ac-VHT80 MCS0_AMR 4.75Kbps_Ch58_Y

Communication System: UID 10402 - AAA, IEEE 802.11ac WiFi (80MHz, 64-QAM, 99pc duty cycle); Frequency: 5290 MHz;Duty Cycle: 1:7.12853
Medium: Air Medium parameters used: $\sigma = 0$ S/m, $\varepsilon_r = 1$; $\rho = 0$ kg/m^3
Ambient Temperature：23.2 ℃

DASY5 Configuration:
- Probe: AM1DV2 - 1048; ; Calibrated: 2022.02.22
- Sensor-Surface: 0mm (Fix Surface)
- Electronics: DAE4 Sn480; Calibrated: 2021.06.22
- Phantom: HAC Test Arch with AMCC; Type: SD HAC P01 BA;
- Measurement SW: DASY52, Version 52.8 (8); SEMCAD X Version 14.6.10 (7331)

Ch58/y (transversal) 4.2mm 50 x 50/ABM SNR(x,y,z) (13x13x1): Measurement grid: dx=10mm, dy=10mm
ABM1/ABM2 = 36.38 dB
ABM1 comp = -13.29 dBA/m
BWC Factor = 0.02 dB
Location: 0, 4.2, 3.7 mm



0 dB = 65.95 = 36.38 dB

HAC_T-Coil_VoWiFi 5.5GHz_802.11a 6Mbps_AMR 4.75Kbps_Ch120_Z

Communication System: UID 10317 - AAA, IEEE 802.11a WiFi 5 GHz (OFDM, 6 Mbps, 96pc duty cycle); Frequency: 5600 MHz;Duty Cycle: 1:6.85488
Medium: Air Medium parameters used: $\sigma = 0$ S/m, $\varepsilon_r = 1$; $\rho = 0$ kg/m^3
Ambient Temperature：23.2 ℃

DASY5 Configuration:
- Probe: AM1DV2 - 1048; ; Calibrated: 2021.02.22
- Sensor-Surface: 0mm (Fix Surface)
- Electronics: DAE4 Sn480; Calibrated: 2021.06.22
- Phantom: HAC Test Arch with AMCC; Type: SD HAC P01 BA;
- Measurement SW: DASY52, Version 52.8 (8); SEMCAD X Version 14.6.10 (7331)

Ch120/z (axial) 4.2mm 50 x 50/ABM SNR(x,y,z) (13x13x1): Measurement grid: dx=10mm, dy=10mm
ABM1/ABM2 = 42.09 dB
ABM1 comp = -5.37 dBA/m
BWC Factor = 0.02 dB
Location: 4.2, -8.3, 3.7 mm

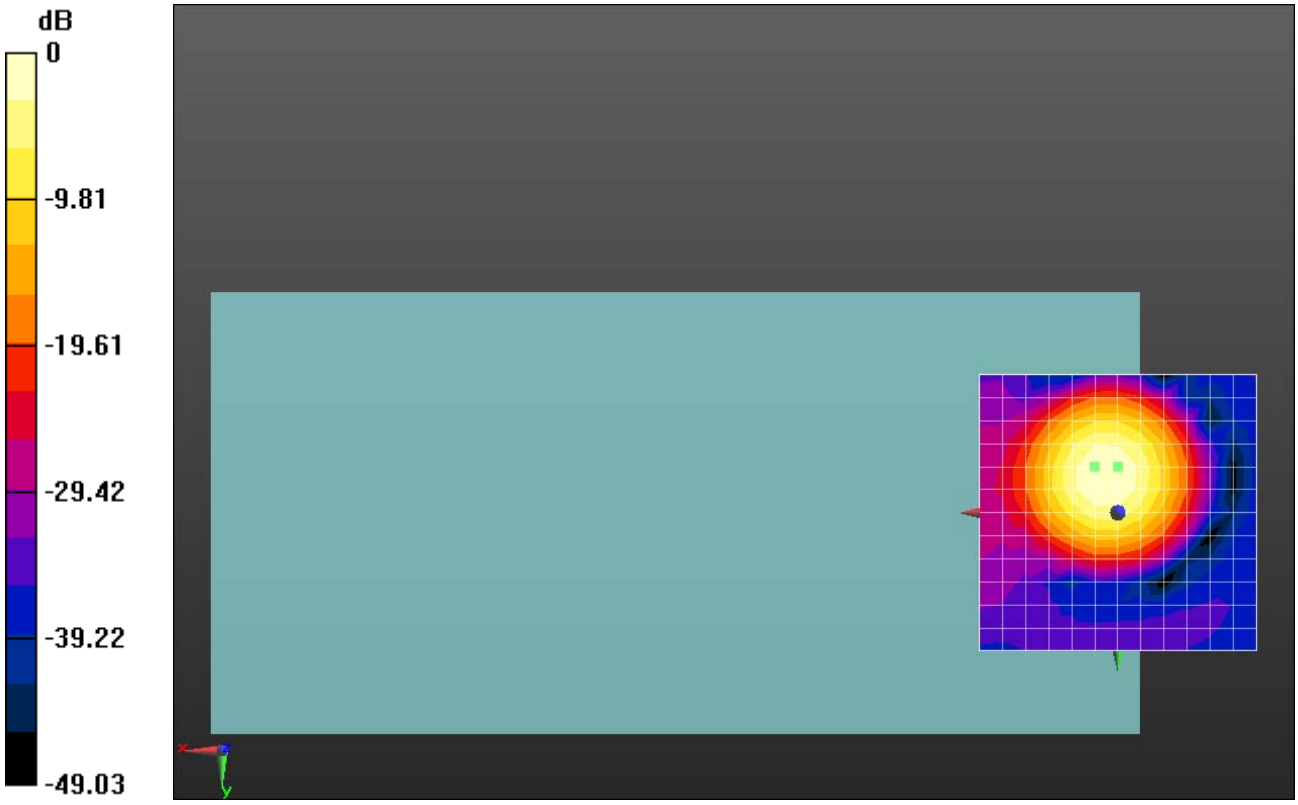

0 dB = 127.1 = 42.08 dB

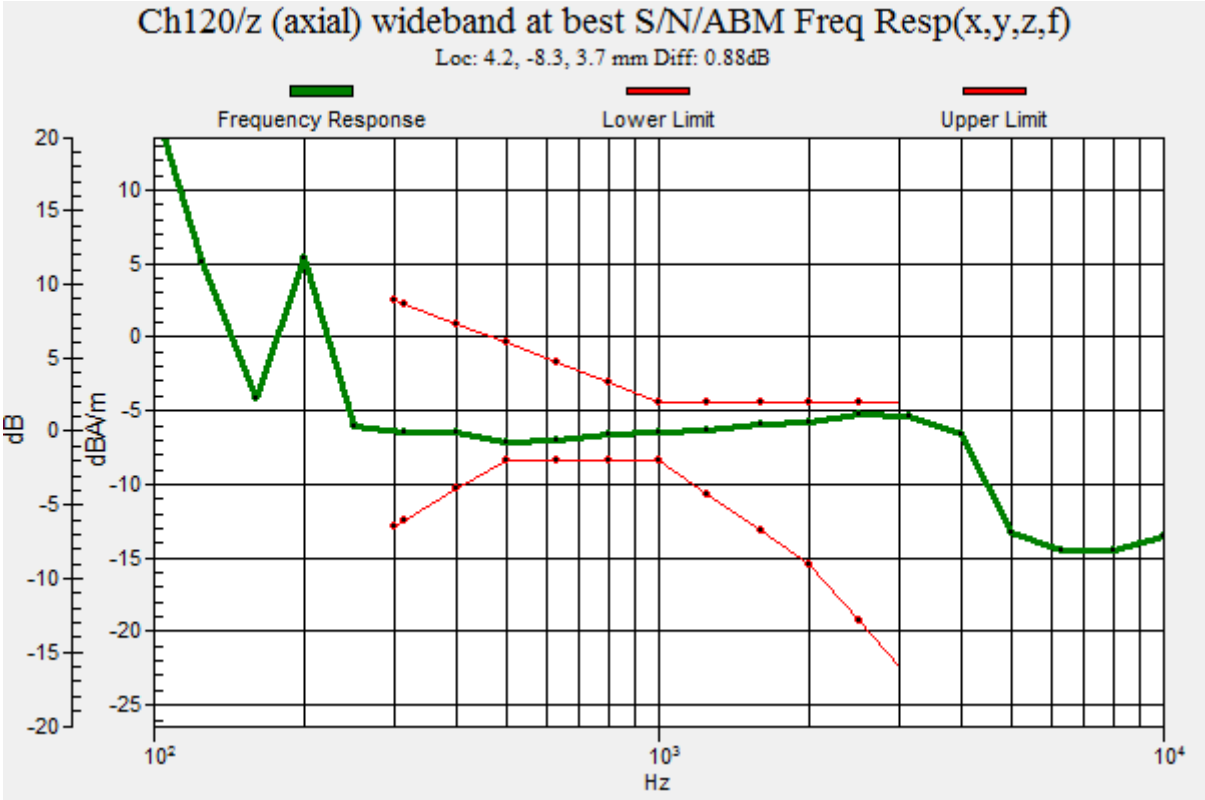
Ch120/z (axial) wideband at best S/N/ABM Freq Resp(x,y,z,f)
Loc: 4.2, -8.3, 3.7 mm Diff: 0.88dB
Frequency Response
Lower Limit
Upper Limit
dB
dBA/m
Hz

HAC_T-Coil_VoWiFi 5.3GHz_802.11a 6Mbps_AMR 4.75Kbps_Ch120_Y

Communication System: UID 10317 - AAA, IEEE 802.11a WiFi 5 GHz (OFDM, 6 Mbps, 96pc duty cycle); Frequency: 5600 MHz;Duty Cycle: 1:6.85488
Medium: Air Medium parameters used: $\sigma = 0$ S/m, $\varepsilon_r = 1$; $\rho = 0$ kg/m^3
Ambient Temperature：23.2 ℃

DASY5 Configuration:
- Probe: AM1DV2 - 1048; ; Calibrated: 2022.02.22
- Sensor-Surface: 0mm (Fix Surface)
- Electronics: DAE4 Sn480; Calibrated: 2021.06.22
- Phantom: HAC Test Arch with AMCC; Type: SD HAC P01 BA;
- Measurement SW: DASY52, Version 52.8 (8); SEMCAD X Version 14.6.10 (7331)

Ch120/y (transversal) 4.2mm 50 x 50/ABM SNR(x,y,z) (13x13x1): Measurement grid: dx=10mm, dy=10mm
ABM1/ABM2 = 34.73 dB
ABM1 comp = -13.97 dBA/m
BWC Factor = 0.02 dB
Location: 0, 0, 3.7 mm



0 dB = 54.50 = 34.73 dB

HAC_T-Coil_VoWiFi 5.3GHz_802.11a 6Mbps_AMR 4.75Kbps_Ch157_Z

Communication System: UID 10317 - AAA, IEEE 802.11a WiFi 5 GHz (OFDM, 6 Mbps, 96pc duty cycle); Frequency: 5785 MHz;Duty Cycle: 1:6.85488
Medium: Air Medium parameters used: $\sigma = 0$ S/m, $\varepsilon_r = 1$; $\rho = 0$ kg/m^3
Ambient Temperature：23.2 ℃

DASY5 Configuration:
- Probe: AM1DV2 - 1048; ; Calibrated: 2022.02.22
- Sensor-Surface: 0mm (Fix Surface)
- Electronics: DAE4 Sn480; Calibrated: 2021.06.22
- Phantom: HAC Test Arch with AMCC; Type: SD HAC P01 BA;
- Measurement SW: DASY52, Version 52.8 (8); SEMCAD X Version 14.6.10 (7331)

Ch157/z (axial) 4.2mm 50 x 50/ABM SNR(x,y,z) (13x13x1): Measurement grid: dx=10mm, dy=10mm
ABM1/ABM2 = 42.89 dB
ABM1 comp = -5.38 dBA/m
BWC Factor = 0.03 dB
Location: 4.2, -8.3, 3.7 mm

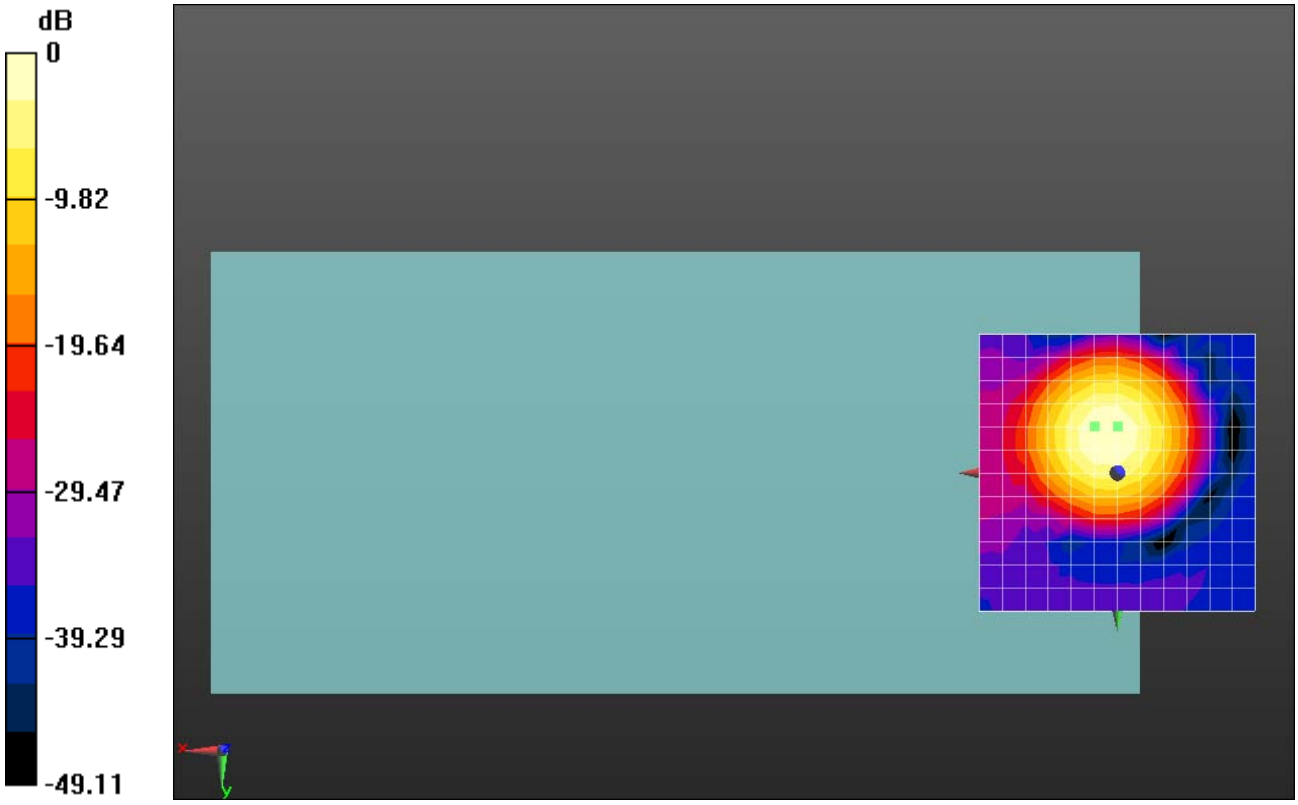

0 dB = 139.5 = 42.89 dB

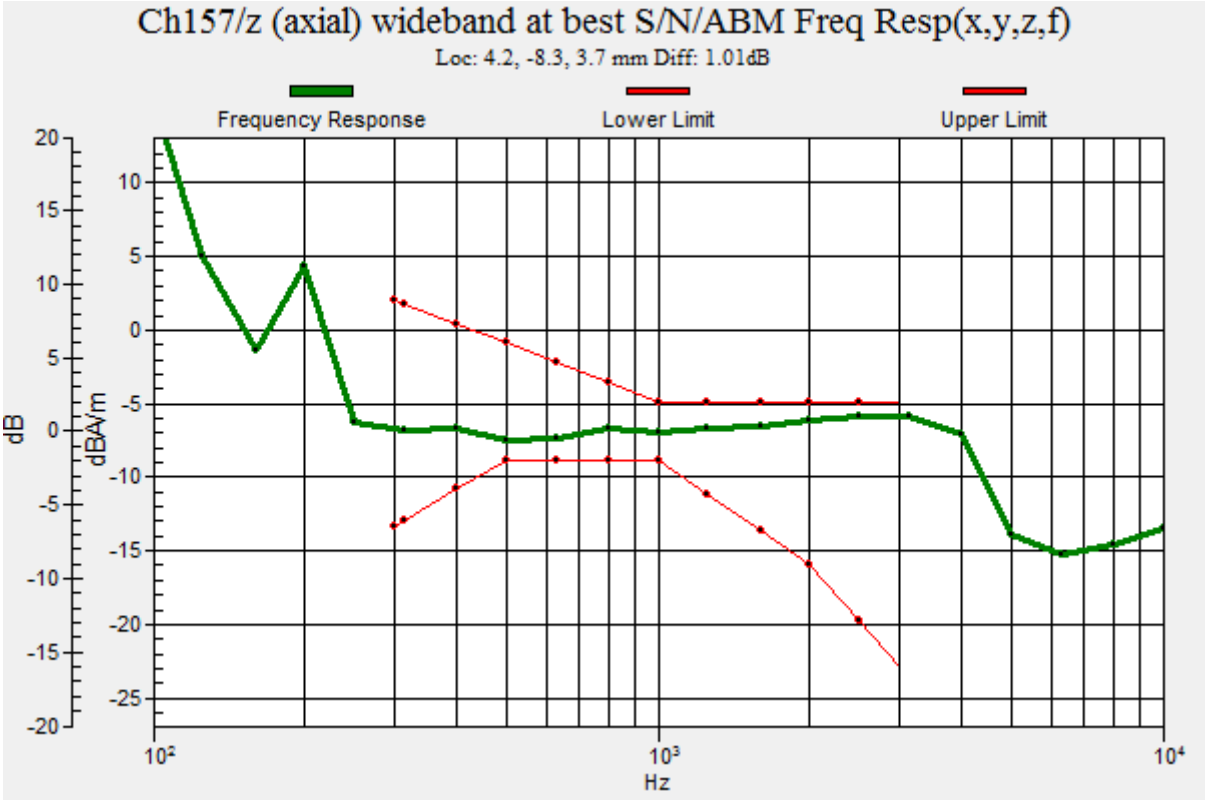
Ch157/z (axial) wideband at best S/N/ABM Freq Resp(x,y,z,f)
Loc: 4.2, -8.3, 3.7 mm Diff: 1.01dB
Frequency Response
Lower Limit
Upper Limit
dB
dBA/m
Hz

HAC_T-Coil_VoWiFi 5.3GHz_802.11a 6Mbps_AMR 4.75Kbps_Ch157_Y

Communication System: UID 10317 - AAA, IEEE 802.11a WiFi 5 GHz (OFDM, 6 Mbps, 96pc duty cycle); Frequency: 5785 MHz;Duty Cycle: 1:6.85488
Medium: Air Medium parameters used: $\sigma = 0$ S/m, $\varepsilon_r = 1$; $\rho = 0$ kg/m^3
Ambient Temperature：23.2 ℃

DASY5 Configuration:
- Probe: AM1DV2 - 1048; ; Calibrated: 2022.02.22
- Sensor-Surface: 0mm (Fix Surface)
- Electronics: DAE4 Sn480; Calibrated: 2021.06.22
- Phantom: HAC Test Arch with AMCC; Type: SD HAC P01 BA;
- Measurement SW: DASY52, Version 52.8 (8); SEMCAD X Version 14.6.10 (7331)

Ch157/y (transversal) 4.2mm 50 x 50/ABM SNR(x,y,z) (13x13x1): Measurement grid: dx=10mm, dy=10mm
ABM1/ABM2 = 35.55 dB
ABM1 comp = -13.88 dBA/m
BWC Factor = 0.03 dB
Location: 0, 4.2, 3.7 mm



0 dB = 59.93 = 35.55 dB

HAC_T-Coil_OTT VoIP_GSM850_EDGE(4TX Slots)_Ch189_Z

Communication System: UID 0, Generic GSM (0); Frequency: 836.6 MHz;Duty Cycle: 1:8.30042
Medium: Air Medium parameters used: $\sigma = 0$ S/m, $\varepsilon_r = 1$; $\rho = 0$ kg/m^3
Ambient Temperature：23.2 ℃

DASY5 Configuration:
- Probe: AM1DV2 - 1048; ; Calibrated: 2022.02.22
- Sensor-Surface: 0mm (Fix Surface)
- Electronics: DAE4 Sn480; Calibrated: 2021.06.22
- Phantom: HAC Test Arch with AMCC; Type: SD HAC P01 BA;
- Measurement SW: DASY52, Version 52.8 (8); SEMCAD X Version 14.6.10 (7331)

Ch189/z (axial) 4.2mm 50 x 50/ABM SNR(x,y,z) (13x13x1): Measurement grid: dx=10mm, dy=10mm
\ABM1/ABM2 = 21.28 dB
ABM1 comp = -10.16 dBA/m
BWC Factor = 0.02 dB
Location: 8.3, -8.3, 3.7 mm

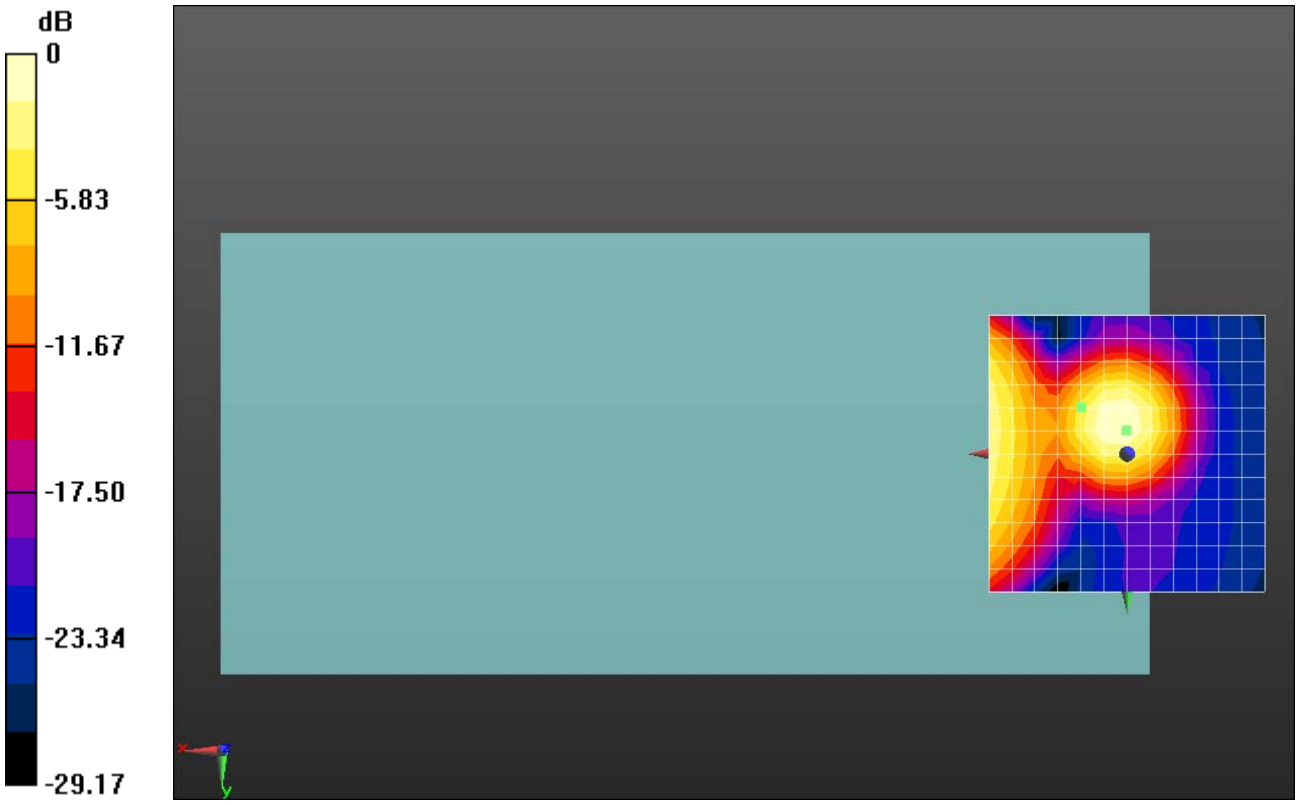

0 dB = 11.58 = 21.27 dB

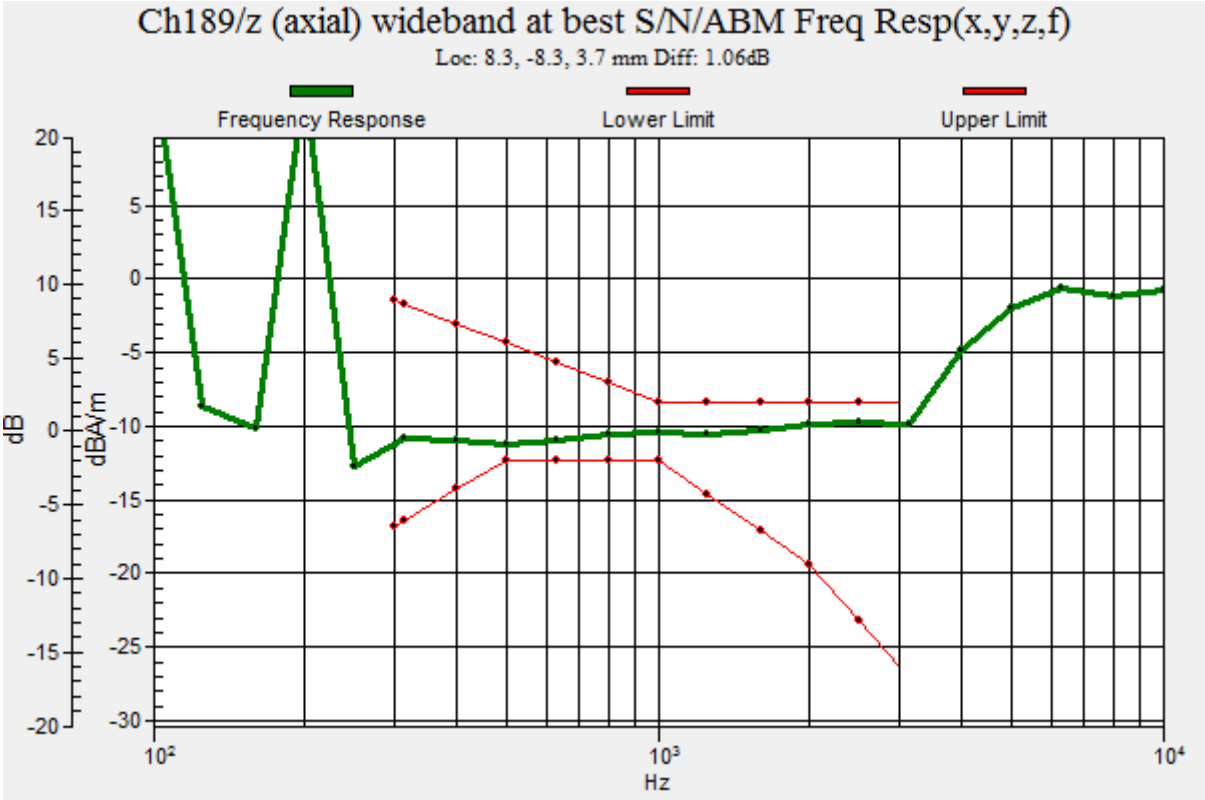
Ch189/z (axial) wideband at best S/N/ABM Freq Resp(x,y,z,f)
Loc: 8.3, -8.3, 3.7 mm Diff: 1.06dB
Frequency Response
Lower Limit
Upper Limit
dB
dBA/m
Hz

HAC_T-Coil_OTT VoIP_GSM850_EDGE(4TX Slots)_Ch189_Y

Communication System: UID 0, Generic GSM (0); Frequency: 836.6 MHz;Duty Cycle: 1:8.30042
Medium: Air Medium parameters used: $\sigma = 0$ S/m, $\varepsilon_r = 1$; $\rho = 0$ kg/m^3
Ambient Temperature：23.2 ℃

DASY5 Configuration:
- Probe: AM1DV2 - 1048; ; Calibrated: 2022.02.22
- Sensor-Surface: 0mm (Fix Surface)
- Electronics: DAE4 Sn480; Calibrated: 2021.06.22
- Phantom: HAC Test Arch with AMCC; Type: SD HAC P01 BA;
- Measurement SW: DASY52, Version 52.8 (8); SEMCAD X Version 14.6.10 (7331)

Ch189/y (transversal) 4.2mm 50 x 50/ABM SNR(x,y,z) (13x13x1): Measurement grid: dx=10mm, dy=10mm
ABM1/ABM2 = 26.80 dB
ABM1 comp = -14.30 dBA/m
BWC Factor = 0.02 dB
Location: -4.2, 0, 3.7 mm



0 dB = 21.88 = 26.80 dB

HAC_T-Coil_OTT VoIP_GSM1900_EDGE(4TX Slots)_Ch661_Z

Communication System: UID 0, Generic GSM (0); Frequency: 1880 MHz;Duty Cycle: 1:8.30042
Medium: Air Medium parameters used: $\sigma = 0$ S/m, $\varepsilon_r = 1$; $\rho = 0$ kg/m^3
Ambient Temperature：23.2 ℃

DASY5 Configuration:
- Probe: AM1DV2 - 1048; ; Calibrated: 2022.02.22
- Sensor-Surface: 0mm (Fix Surface)
- Electronics: DAE4 Sn480; Calibrated: 2021.06.22
- Phantom: HAC Test Arch with AMCC; Type: SD HAC P01 BA;
- Measurement SW: DASY52, Version 52.8 (8); SEMCAD X Version 14.6.10 (7331)

Ch661/z (axial) 4.2mm 50 x 50/ABM SNR(x,y,z) (13x13x1): Measurement grid: dx=10mm, dy=10mm
ABM1/ABM2 = 21.93 dB
ABM1 comp = -11.91 dBA/m
BWC Factor = 0.02 dB
Location: 8.3, -8.3, 3.7 mm

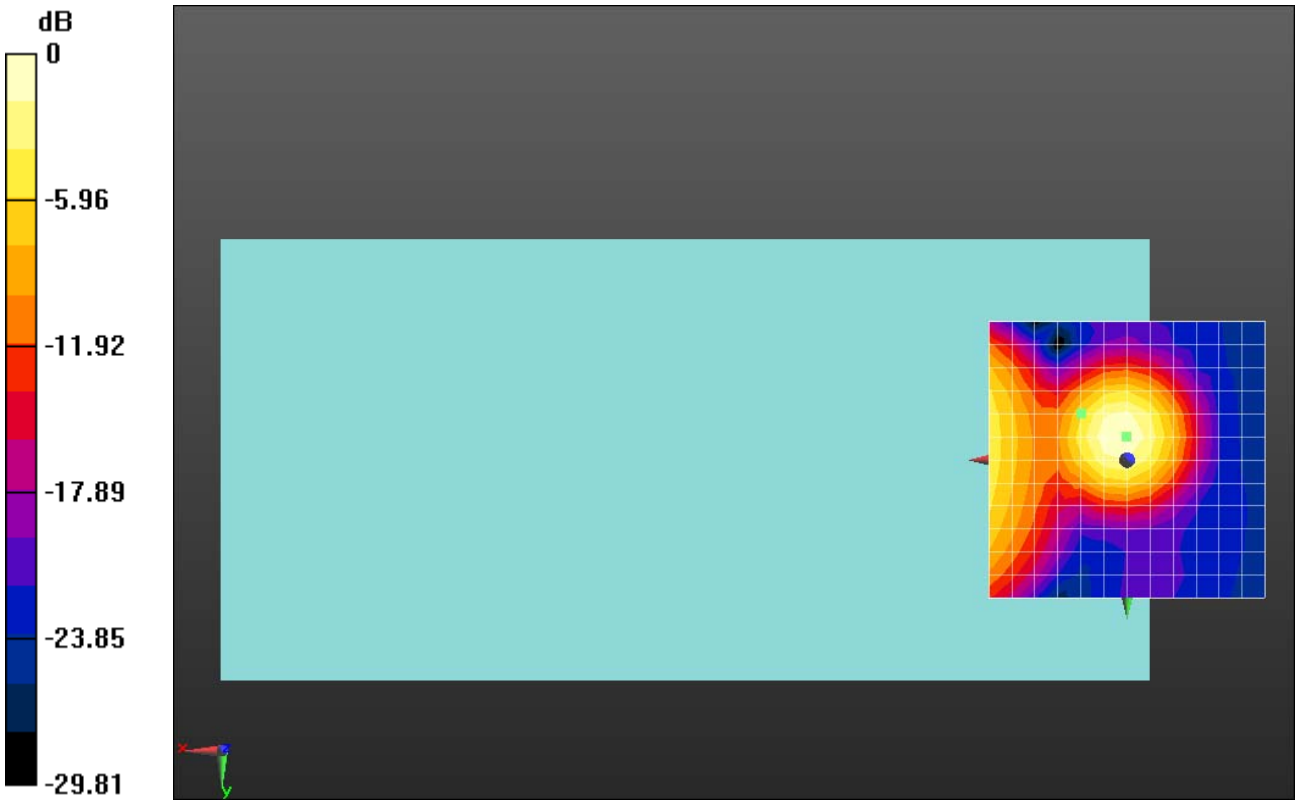

0 dB = 12.49 = 21.93 dB

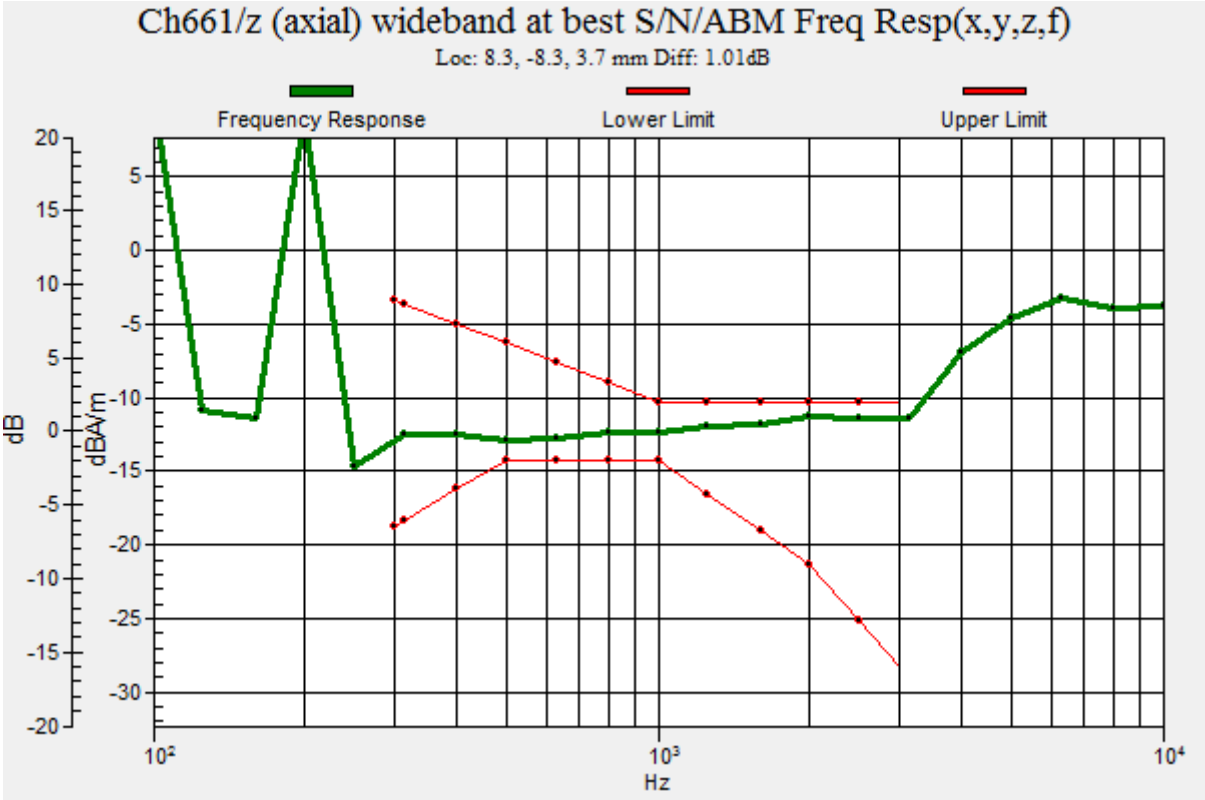
Ch661/z (axial) wideband at best S/N/ABM Freq Resp(x,y,z,f)
Loc: 8.3, -8.3, 3.7 mm Diff: 1.01dB
Frequency Response
Lower Limit
Upper Limit
dB
dBA/m
Hz

HAC_T-Coil_OTT VoIP_GSM1900_EDGE(4TX Slots)_Ch661_Y

Communication System: UID 0, Generic GSM (0); Frequency: 1880 MHz;Duty Cycle: 1:8.30042
Medium: Air Medium parameters used: $\sigma = 0$ S/m, $\varepsilon_r = 1$; $\rho = 0$ kg/m^3
Ambient Temperature：23.2 ℃

DASY5 Configuration:
- Probe: AM1DV2 - 1048; ; Calibrated: 2022.02.22
- Sensor-Surface: 0mm (Fix Surface)
- Electronics: DAE4 Sn480; Calibrated: 2021.06.22
- Phantom: HAC Test Arch with AMCC; Type: SD HAC P01 BA;
- Measurement SW: DASY52, Version 52.8 (8); SEMCAD X Version 14.6.10 (7331)

Ch661/y (transversal) 4.2mm 50 x 50/ABM SNR(x,y,z) (13x13x1): Measurement grid: dx=10mm, dy=10mm
ABM1/ABM2 = 31.64 dB
ABM1 comp = -13.50 dBA/m
BWC Factor = 0.02 dB
Location: -4.2, 4.2, 3.7 mm



0 dB = 38.20 = 31.64 dB

HAC_T-Coil_OTT VoIP_WCDMA Band II_HSPA_Ch9400_Z

Communication System: UID 10011 - CAB, UMTS-FDD (WCDMA); Frequency: 1880 MHz;Duty Cycle: 1:1.95434
Medium: Air Medium parameters used: $\sigma = 0$ S/m, $\varepsilon_r = 1$; $\rho = 0$ kg/m^3
Ambient Temperature：23.2 ℃

DASY5 Configuration:
- Probe: AM1DV2 - 1048; ; Calibrated: 2022.02.22
- Sensor-Surface: 0mm (Fix Surface)
- Electronics: DAE4 Sn480; Calibrated: 2021.06.22
- Phantom: HAC Test Arch with AMCC; Type: SD HAC P01 BA;
- Measurement SW: DASY52, Version 52.8 (8); SEMCAD X Version 14.6.10 (7331)

Ch9400/z (axial) 4.2mm 50 x 50/ABM SNR(x,y,z) (13x13x1): Measurement grid: dx=10mm, dy=10mm
ABM1/ABM2 = 41.38 dB
ABM1 comp = -5.19 dBA/m
BWC Factor = 0.0086 dB
Location: 0, -8.3, 3.7 mm

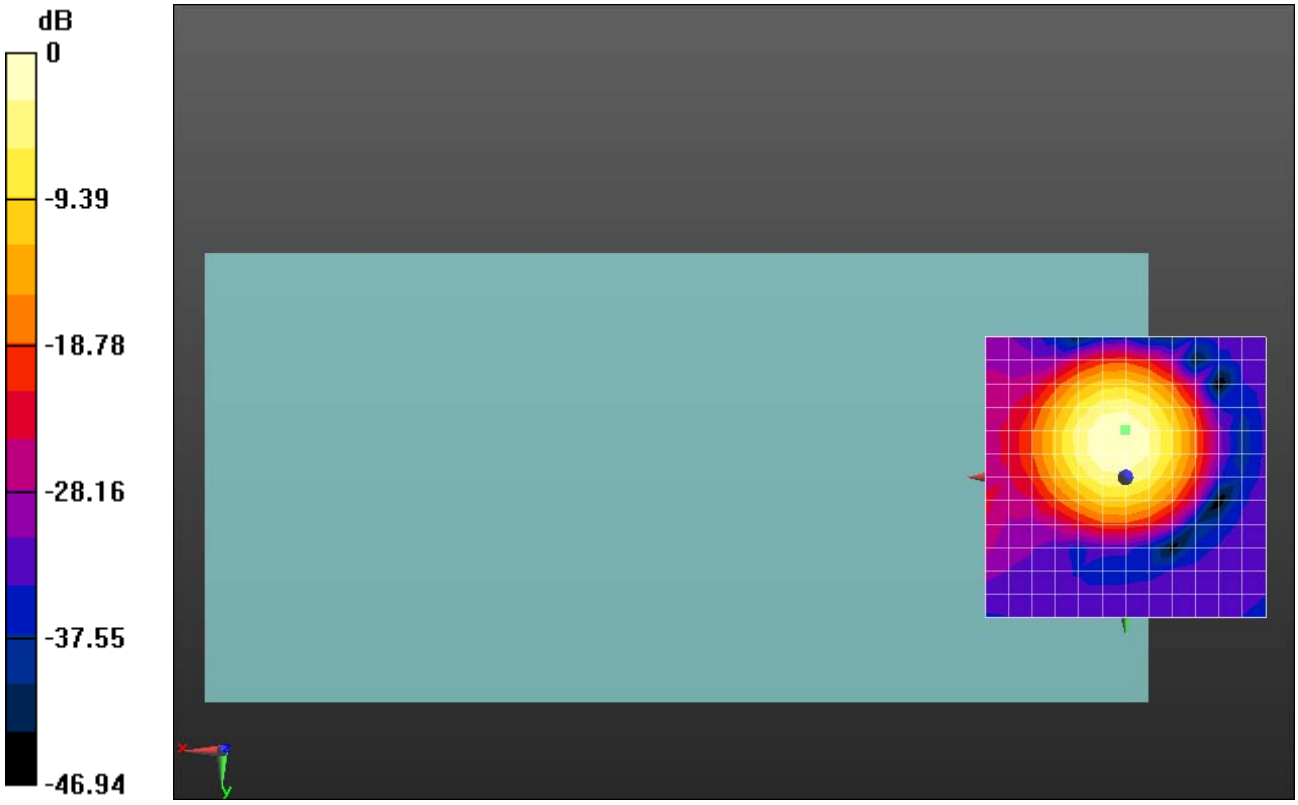

0 dB = 117.3 = 41.39 dB

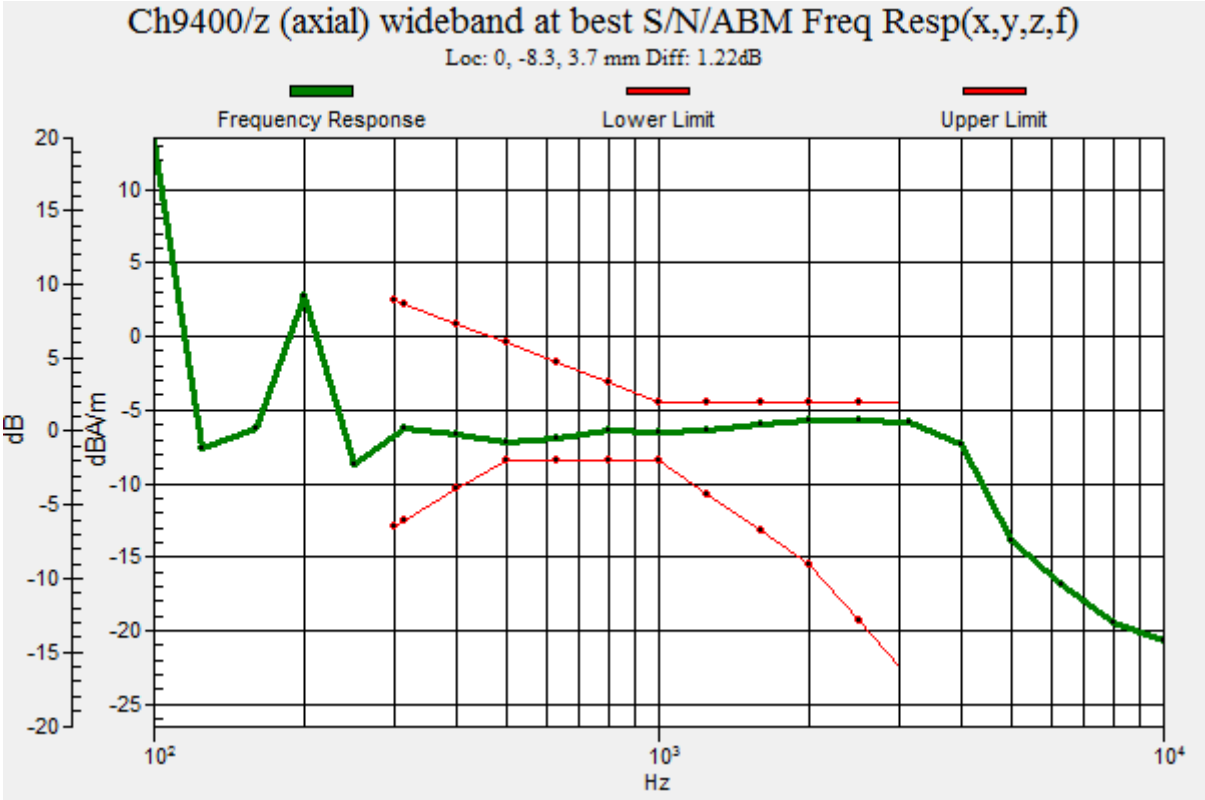
Ch9400/z (axial) wideband at best S/N/ABM Freq Resp(x,y,z,f)
Loc: 0, -8.3, 3.7 mm Diff: 1.22dB
Frequency Response
Lower Limit
Upper Limit
dB
dBA/m
Hz

HAC_T-Coil_OTT VoIP_WCDMA Band II_HSPA_Ch9400_Y

Communication System: UID 10011 - CAB, UMTS-FDD (WCDMA); Frequency: 1880 MHz;Duty Cycle: 1:1.95434
Medium: Air Medium parameters used: $\sigma = 0$ S/m, $\varepsilon_r = 1$; $\rho = 0$ kg/m^3
Ambient Temperature：23.2 ℃

DASY5 Configuration:
- Probe: AM1DV2 - 1048; ; Calibrated: 2022.02.22
- Sensor-Surface: 0mm (Fix Surface)
- Electronics: DAE4 Sn480; Calibrated: 2021.06.22
- Phantom: HAC Test Arch with AMCC; Type: SD HAC P01 BA;
- Measurement SW: DASY52, Version 52.8 (8); SEMCAD X Version 14.6.10 (7331)

Ch9400/y (transversal) 4.2mm 50 x 50/ABM SNR(x,y,z) (13x13x1): Measurement grid: dx=10mm, dy=10mm
ABM1/ABM2 = 40.48 dB
ABM1 comp = -11.74 dBA/m
BWC Factor = 0.0086 dB
Location: 0, 0, 3.7 mm



0 dB = 105.7 = 40.48 dB

HAC_T-Coil_OTT VoIP_WCDMA Band V_HSPA_Ch4182_Z

Communication System: UID 10011 - CAB, UMTS-FDD (WCDMA); Frequency: 836.4 MHz;Duty Cycle: 1:1.95434
Medium: Air Medium parameters used: $\sigma = 0$ S/m, $\varepsilon_r = 1$; $\rho = 0$ kg/m^3
Ambient Temperature：23.2 ℃

DASY5 Configuration:
- Probe: AM1DV2 - 1048; ; Calibrated: 2022.02.22
- Sensor-Surface: 0mm (Fix Surface)
- Electronics: DAE4 Sn480; Calibrated: 2021.06.22
- Phantom: HAC Test Arch with AMCC; Type: SD HAC P01 BA;
- Measurement SW: DASY52, Version 52.8 (8); SEMCAD X Version 14.6.10 (7331)

Ch4182/z (axial) 4.2mm 50 x 50/ABM SNR(x,y,z) (13x13x1): Measurement grid: dx=10mm, dy=10mm
ABM1/ABM2 = 40.00 dB
ABM1 comp = -5.90 dBA/m
BWC Factor = 0.006 dB
Location: 0, -4.2, 3.7 mm

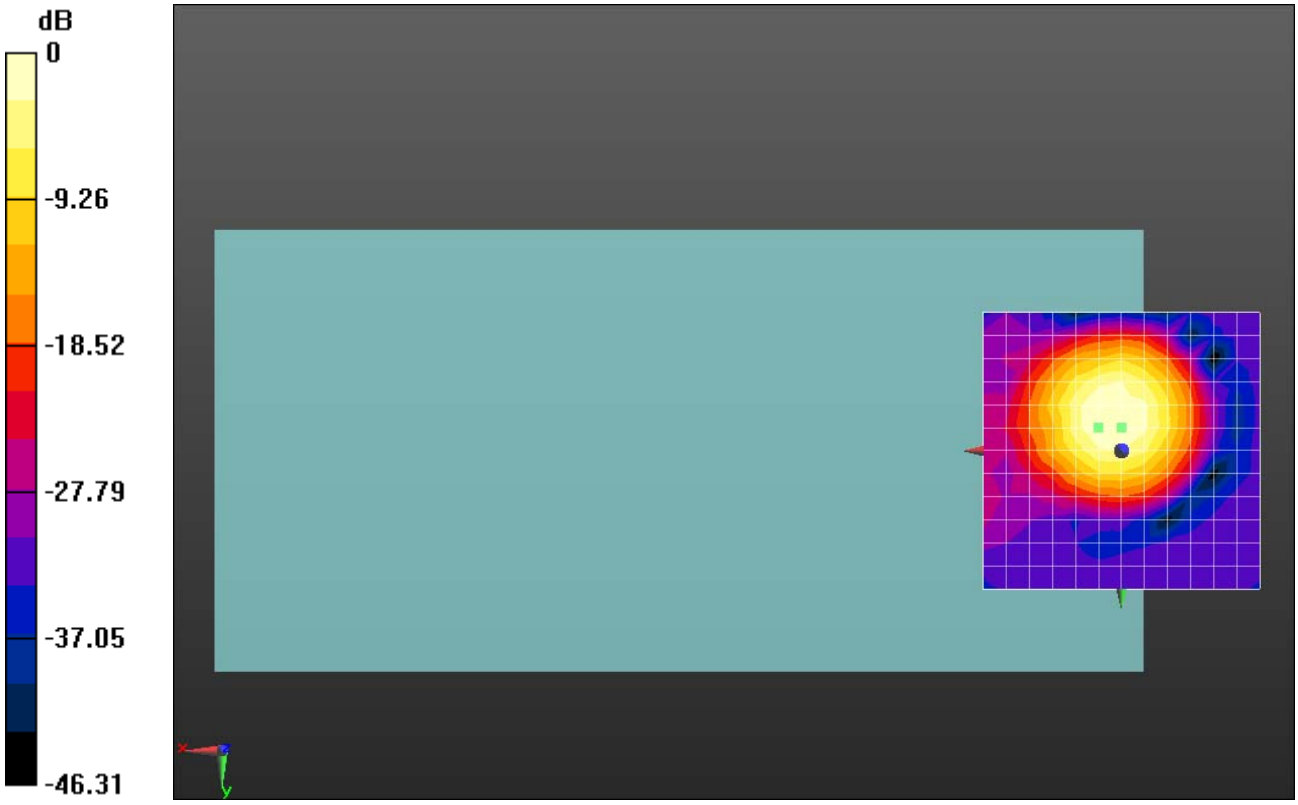

0 dB = 100.0 = 40.00 dB

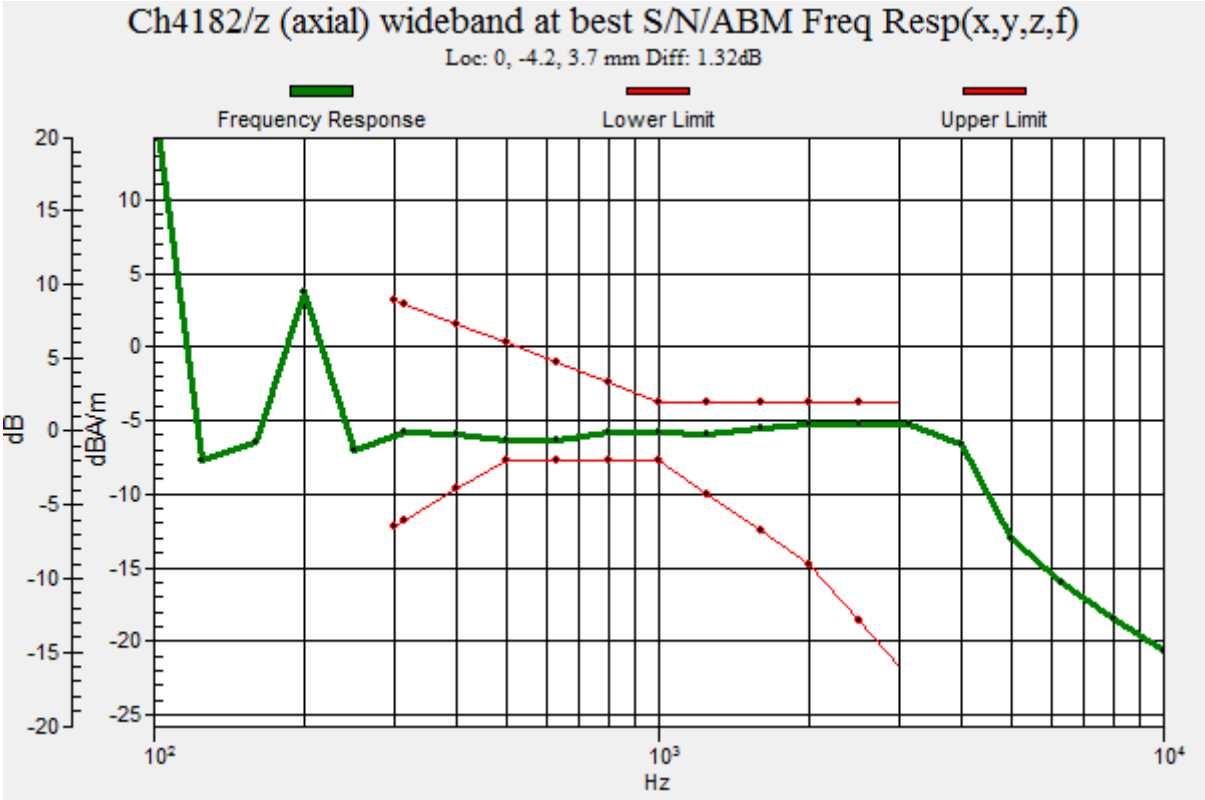
Ch4182/z (axial) wideband at best S/N/ABM Freq Resp(x,y,z,f)
Loc: 0, -4.2, 3.7 mm Diff: 1.32dB
Frequency Response
Lower Limit
Upper Limit
dB
dBA/m
Hz

HAC_T-Coil_OTT VoIP_WCDMA Band V_HSPA_Ch4182_Y

Communication System: UID 10011 - CAB, UMTS-FDD (WCDMA); Frequency: 836.4 MHz;Duty Cycle: 1:1.95434
Medium: Air Medium parameters used: $\sigma = 0$ S/m, $\varepsilon_r = 1$; $\rho = 0$ kg/m^3
Ambient Temperature：23.2 ℃

DASY5 Configuration:
- Probe: AM1DV2 - 1048; ; Calibrated: 2022.02.22
- Sensor-Surface: 0mm (Fix Surface)
- Electronics: DAE4 Sn480; Calibrated: 2021.06.22
- Phantom: HAC Test Arch with AMCC; Type: SD HAC P01 BA;
- Measurement SW: DASY52, Version 52.8 (8); SEMCAD X Version 14.6.10 (7331)

Ch4182/y (transversal) 4.2mm 50 x 50/ABM SNR(x,y,z) (13x13x1): Measurement grid: dx=10mm, dy=10mm

ABM1/ABM2 = 41.20 dB
ABM1 comp = -11.59 dBA/m
BWC Factor = 0.006 dB
Location: 0, 0, 3.7 mm



0 dB = 114.8 = 41.20 dB

HAC_T-Coil_VoIP_LTE Band 12_10MHz_QPSK_1RB_0offset_12.2Kbps_Ch23095_Z

Communication System: UID 10175 - CAB, LTE-FDD (SC-FDMA, 1 RB, 10 MHz, QPSK);
Frequency: 707.5 MHz;Duty Cycle: 1:3.7325
Medium: Air Medium parameters used: $\sigma = 0$ S/m, $\varepsilon_r = 1$; $\rho = 0$ kg/m^3
Ambient Temperature：23.2 ℃

DASY5 Configuration:
- Probe: AM1DV2 - 1048; ; Calibrated: 2022.02.22
- Sensor-Surface: 0mm (Fix Surface)
- Electronics: DAE4 Sn480; Calibrated: 2021.06.22
- Phantom: HAC Test Arch with AMCC; Type: SD HAC P01 BA;
- Measurement SW: DASY52, Version 52.8 (8); SEMCAD X Version 14.6.10 (7331)

Ch23095/z (axial) 4.2mm 50 x 50/ABM SNR(x,y,z) (13x13x1): Measurement grid: dx=10mm, dy=10mm
ABM1/ABM2 = 37.57 dB
ABM1 comp = -4.92 dBA/m
BWC Factor = 0.0075 dB
Location: 0, -8.3, 3.7 mm



0 dB = 75.60 = 37.57 dB

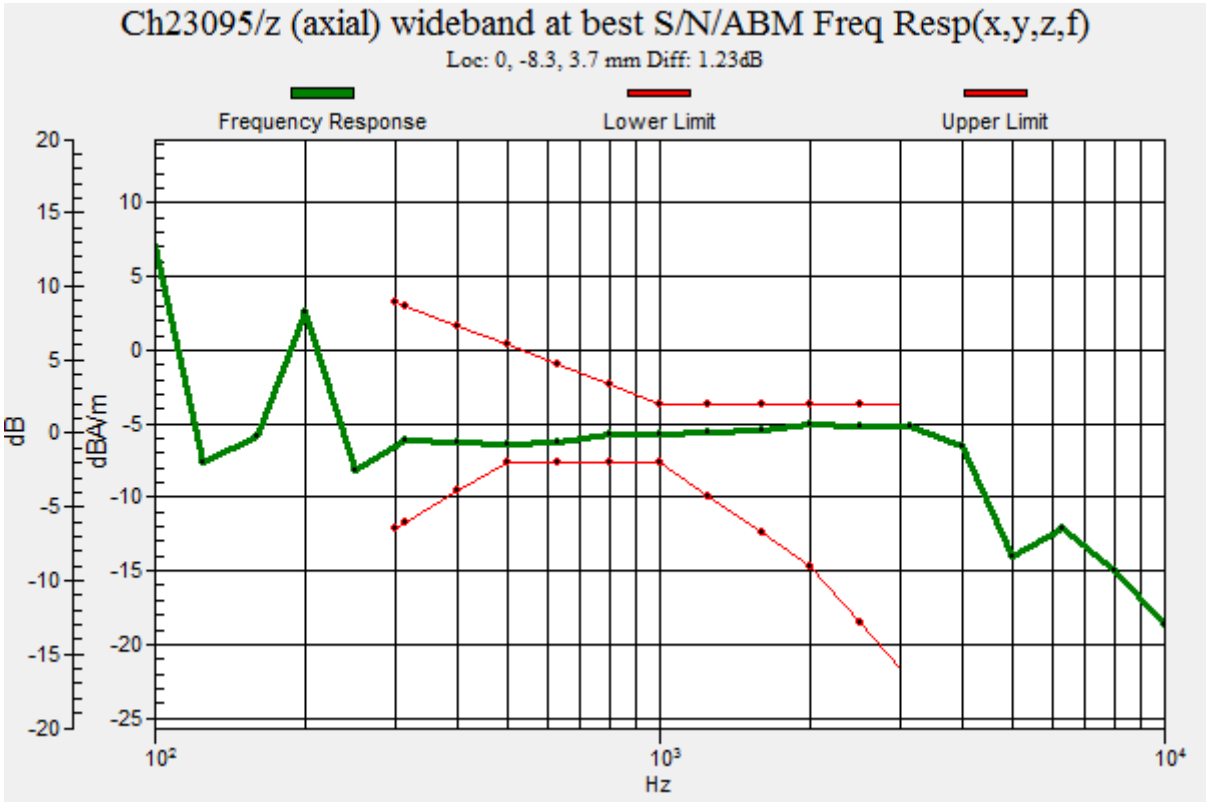
Ch23095/z (axial) wideband at best S/N/ABM Freq Resp(x,y,z,f)
Loc: 0, -8.3, 3.7 mm Diff: 1.23dB
Frequency Response
Lower Limit
Upper Limit
dB
dBA/m
Hz

HAC_T-Coil_VoIP_LTE Band 12_10MHz_QPSK_1RB_0offset_12.2Kbps_Ch23095_Y

Communication System: UID 10175 - CAB, LTE-FDD (SC-FDMA, 1 RB, 10 MHz, QPSK);
Frequency: 707.5 MHz;Duty Cycle: 1:3.7325
Medium: Air Medium parameters used: $\sigma = 0$ S/m, $\varepsilon_r = 1$; $\rho = 0$ kg/m^3
Ambient Temperature：23.2 ℃

DASY5 Configuration:
- Probe: AM1DV2 - 1048; ; Calibrated: 2022.02.22
- Sensor-Surface: 0mm (Fix Surface)
- Electronics: DAE4 Sn480; Calibrated: 2021.06.22
- Phantom: HAC Test Arch with AMCC; Type: SD HAC P01 BA;
- Measurement SW: DASY52, Version 52.8 (8); SEMCAD X Version 14.6.10 (7331)

Ch23095/y (transversal) 4.2mm 50 x 50/ABM SNR(x,y,z) (13x13x1): Measurement grid: dx=10mm, dy=10mm
ABM1/ABM2 = 39.07 dB
ABM1 comp = -11.65 dBA/m
BWC Factor = 0.0075 dB
Location: 0, 0, 3.7 mm



0 dB = 89.88 = 39.07 dB

HAC_T-Coil_VoIP_LTE Band 25_20MHz_QPSK_1RB_0offset_12.2Kbps_Ch26365_Z

Communication System: UID 10169 - CAB, LTE-FDD (SC-FDMA, 1 RB, 20 MHz, QPSK);
Frequency: 1882.5 MHz;Duty Cycle: 1:3.74111
Medium: Air Medium parameters used: $\sigma = 0$ S/m, $\varepsilon_r = 1$; $\rho = 0$ kg/m^3
Ambient Temperature：23.2 ℃

DASY5 Configuration:
- Probe: AM1DV2 - 1048; ; Calibrated: 2022.02.22
- Sensor-Surface: 0mm (Fix Surface)
- Electronics: DAE4 Sn480; Calibrated: 2021.06.22
- Phantom: HAC Test Arch with AMCC; Type: SD HAC P01 BA;
- Measurement SW: DASY52, Version 52.8 (8); SEMCAD X Version 14.6.10 (7331)

Ch26365/z (axial) 4.2mm 50 x 50/ABM SNR(x,y,z) (13x13x1): Measurement grid: dx=10mm, dy=10mm
ABM1/ABM2 = 37.64 dB
ABM1 comp = -4.92 dBA/m
BWC Factor = 0.02 dB
Location: 0, -8.3, 3.7 mm

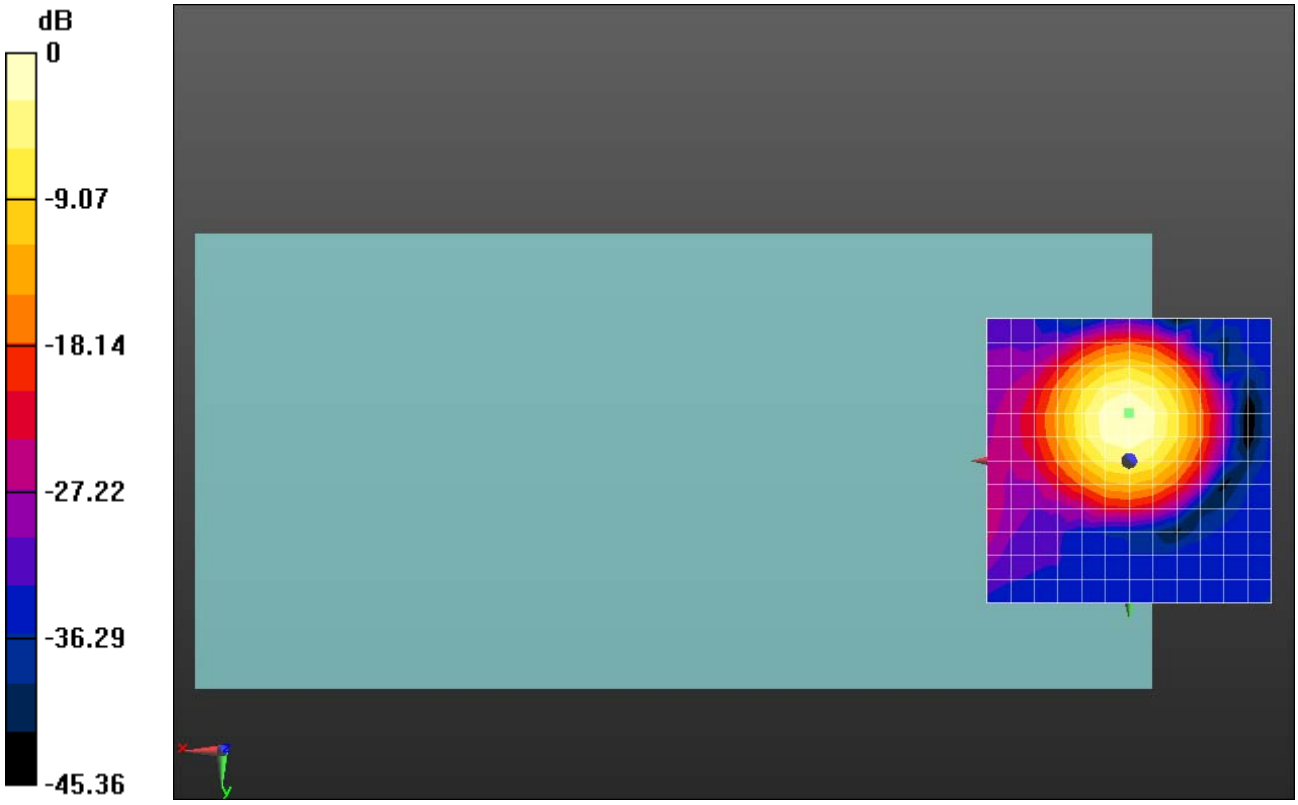

0 dB = 76.23 = 37.64 dB

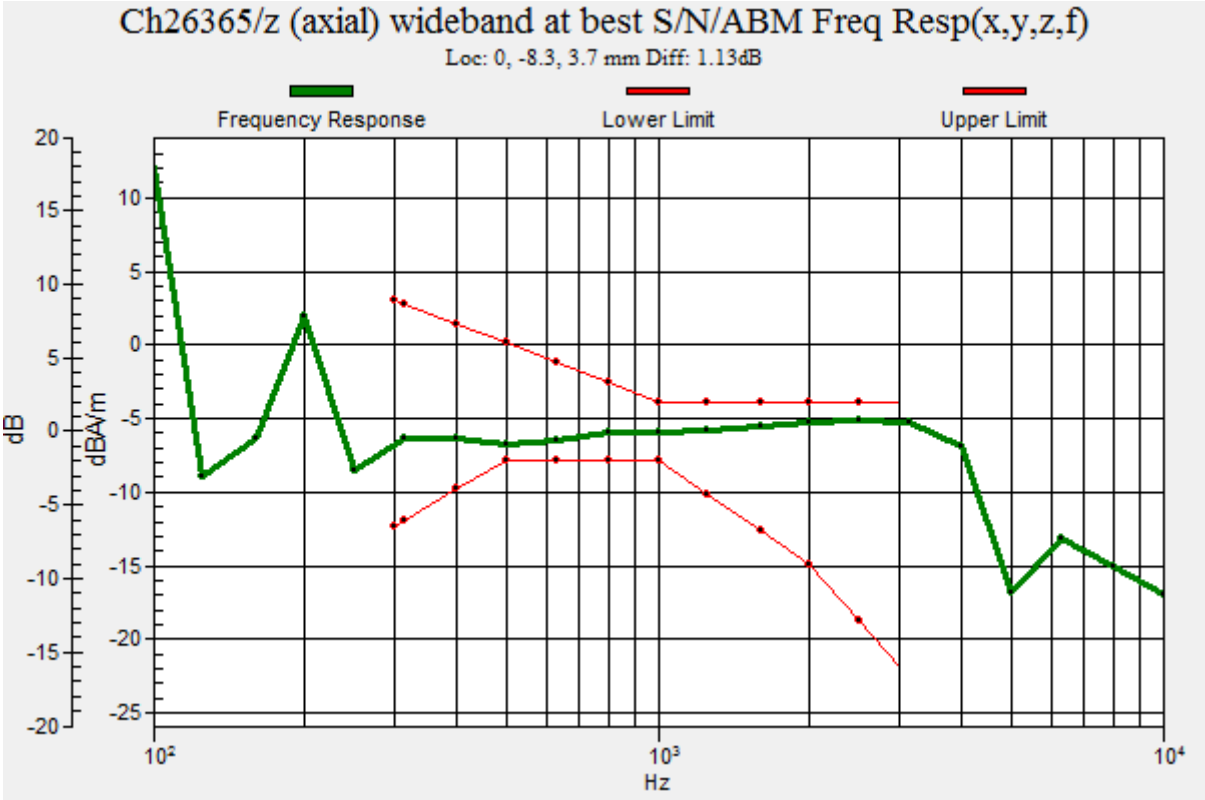
Ch26365/z (axial) wideband at best S/N/ABM Freq Resp(x,y,z,f)
Loc: 0, -8.3, 3.7 mm Diff: 1.13dB
Frequency Response
Lower Limit
Upper Limit
dB
dBA/m
Hz

HAC_T-Coil_VoIP_LTE Band 25_20MHz_QPSK_1RB_0offset_12.2Kbps_Ch26365_Y

Communication System: UID 10169 - CAB, LTE-FDD (SC-FDMA, 1 RB, 20 MHz, QPSK);
Frequency: 1882.5 MHz;Duty Cycle: 1:3.74111
Medium: Air Medium parameters used: $\sigma = 0$ S/m, $\varepsilon_r = 1$; $\rho = 0$ kg/m^3
Ambient Temperature：23.2 ℃

DASY5 Configuration:
- Probe: AM1DV2 - 1048; ; Calibrated: 2022.02.22
- Sensor-Surface: 0mm (Fix Surface)
- Electronics: DAE4 Sn480; Calibrated: 2021.06.22
- Phantom: HAC Test Arch with AMCC; Type: SD HAC P01 BA;
- Measurement SW: DASY52, Version 52.8 (8); SEMCAD X Version 14.6.10 (7331)

Ch26365/y (transversal) 4.2mm 50 x 50/ABM SNR(x,y,z) (13x13x1): Measurement grid: dx=10mm, dy=10mm
ABM1/ABM2 = 38.20 dB
ABM1 comp = -13.55 dBA/m
BWC Factor = 0.02 dB
Location: -4.2, 0, 3.7 mm



0 dB = 81.32 = 38.20 dB

HAC_T-Coil_VoIP_LTE Band 41_20MHz_QPSK_1RB_0offset_12.2Kbps_Ch40620_Z

Communication System: UID 10172 - CAB, LTE-TDD (SC-FDMA, 1 RB, 20 MHz, QPSK);
Frequency: 2593 MHz;Duty Cycle: 1:8.33681
Medium: Air Medium parameters used: $\sigma = 0$ S/m, $\varepsilon_r = 1$; $\rho = 0$ kg/m^3
Ambient Temperature：23.2 ℃

DASY5 Configuration:
- Probe: AM1DV2 - 1048; ; Calibrated: 2022.02.22
- Sensor-Surface: 0mm (Fix Surface)
- Electronics: DAE4 Sn480; Calibrated: 2021.06.22
- Phantom: HAC Test Arch with AMCC; Type: SD HAC P01 BA;
- Measurement SW: DASY52, Version 52.8 (8); SEMCAD X Version 14.6.10 (7331)

Ch40620/z (axial) 4.2mm 50 x 50/ABM SNR(x,y,z) (13x13x1): Measurement grid: dx=10mm, dy=10mm
ABM1/ABM2 = 25.22 dB
ABM1 comp = -6.35 dBA/m
BWC Factor = 0.01 dB
Location: 4.2, -8.3, 3.7 mm



0 dB = 18.25 = 25.23 dB

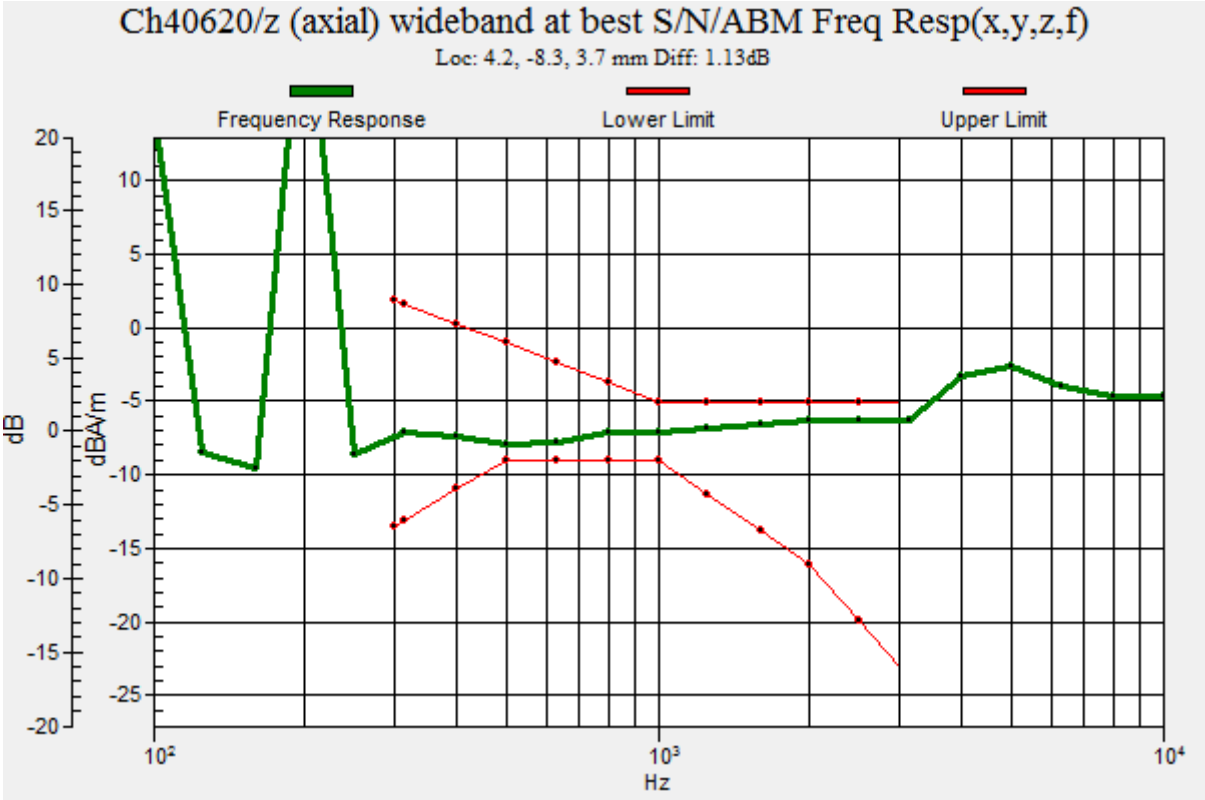
Ch40620/z (axial) wideband at best S/N/ABM Freq Resp(x,y,z,f)
Loc: 4.2, -8.3, 3.7 mm Diff: 1.13dB
Frequency Response
Lower Limit
Upper Limit
dB
dBA/m
Hz

HAC_T-Coil_VoIP_LTE Band 41_20MHz_QPSK_1RB_0offset_12.2Kbps_Ch40620_Y

Communication System: UID 10172 - CAB, LTE-TDD (SC-FDMA, 1 RB, 20 MHz, QPSK);
Frequency: 2593 MHz;Duty Cycle: 1:8.33681
Medium: Air Medium parameters used: $\sigma = 0$ S/m, $\varepsilon_r = 1$; $\rho = 0$ kg/m^3
Ambient Temperature：23.2 ℃

DASY5 Configuration:
- Probe: AM1DV2 - 1048; ; Calibrated: 2022.02.22
- Sensor-Surface: 0mm (Fix Surface)
- Electronics: DAE4 Sn480; Calibrated: 2021.06.22
- Phantom: HAC Test Arch with AMCC; Type: SD HAC P01 BA;
- Measurement SW: DASY52, Version 52.8 (8); SEMCAD X Version 14.6.10 (7331)

Ch40620/y (transversal) 4.2mm 50 x 50/ABM SNR(x,y,z) (13x13x1): Measurement grid: dx=10mm, dy=10mm
ABM1/ABM2 = 28.10 dB
ABM1 comp = -17.39 dBA/m
BWC Factor = 0.01 dB
Location: -8.3, 0, 3.7 mm



0 dB = 25.40 = 28.10 dB

HAC_T-Coil_VoIP_VoWiFi 2.4GHz_802.11b 1Mbps_AMR 4.75Kbps_Ch6_Z

Communication System: UID 10415 - AAA, IEEE 802.11b WiFi 2.4 GHz (DSSS, 1 Mbps, 99pc duty cycle); Frequency: 2437 MHz;Duty Cycle: 1:1.42561
Medium: Air Medium parameters used: $\sigma = 0$ S/m, $\varepsilon_r = 1$; $\rho = 0$ kg/m^3
Ambient Temperature：23.2 ℃

DASY5 Configuration:
- Probe: AM1DV2 - 1048; ; Calibrated: 2022.02.22
- Sensor-Surface: 0mm (Fix Surface)
- Electronics: DAE4 Sn480; Calibrated: 2021.06.22
- Phantom: HAC Test Arch with AMCC; Type: SD HAC P01 BA;
- Measurement SW: DASY52, Version 52.8 (8); SEMCAD X Version 14.6.10 (7331)

Ch6/z (axial) 4.2mm 50 x 50/ABM SNR(x,y,z) (13x13x1): Measurement grid: dx=10mm, dy=10mm
ABM1/ABM2 = 34.31 dB
ABM1 comp = -12.55 dBA/m
BWC Factor = 0.01 dB
Location: 4.2, -8.3, 3.7 mm

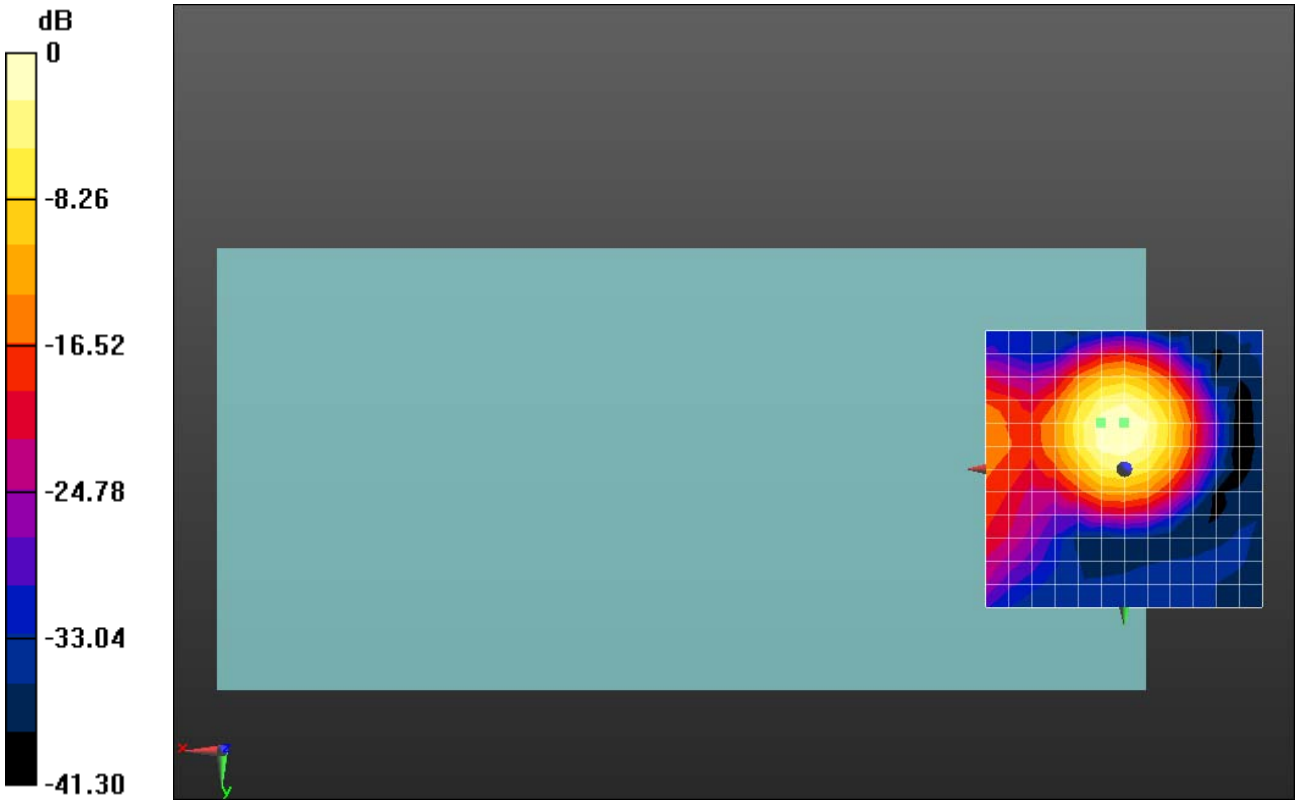

0 dB = 51.93 = 34.31 dB

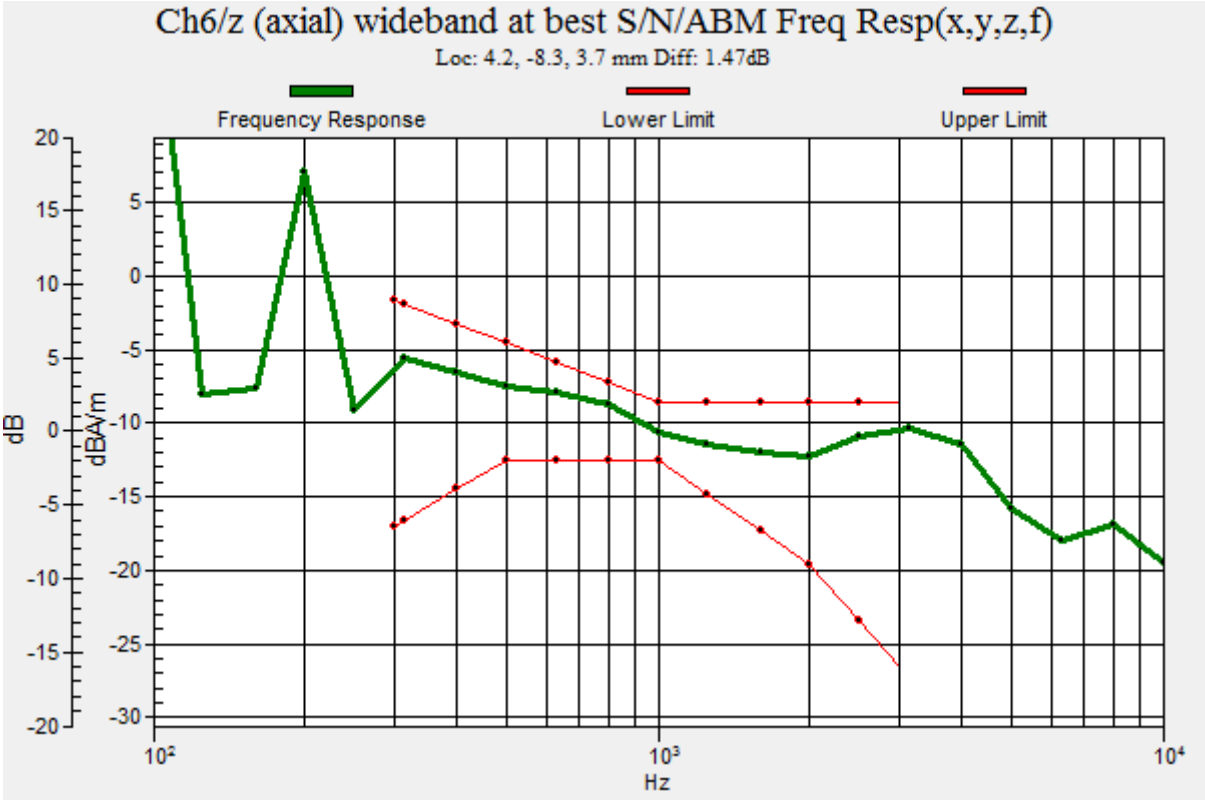
Ch6/z (axial) wideband at best S/N/ABM Freq Resp(x,y,z,f)
Loc: 4.2, -8.3, 3.7 mm Diff: 1.47dB
Frequency Response
Lower Limit
Upper Limit
dB
dBA/m
Hz

HAC_T-Coil_VoIP_VoWiFi 2.4GHz_802.11b 1Mbps_AMR 4.75Kbps_Ch6_Y

Communication System: UID 10415 - AAA, IEEE 802.11b WiFi 2.4 GHz (DSSS, 1 Mbps, 99pc duty cycle); Frequency: 2437 MHz;Duty Cycle: 1:1.42561
Medium: Air Medium parameters used: $\sigma = 0$ S/m, $\varepsilon_r = 1$; $\rho = 0$ kg/m^3
Ambient Temperature：23.2 ℃

DASY5 Configuration:
- Probe: AM1DV2 - 1048; ; Calibrated: 2022.02.22
- Sensor-Surface: 0mm (Fix Surface)
- Electronics: DAE4 Sn480; Calibrated: 2021.06.22
- Phantom: HAC Test Arch with AMCC; Type: SD HAC P01 BA;
- Measurement SW: DASY52, Version 52.8 (8); SEMCAD X Version 14.6.10 (7331)

Ch6/y (transversal) 4.2mm 50 x 50/ABM SNR(x,y,z) (13x13x1): Measurement grid: dx=10mm, dy=10mm
ABM1/ABM2 = 34.75 dB
ABM1 comp = -17.97 dBA/m
BWC Factor = 0.01 dB
Location: 0, 0, 3.7 mm



0 dB = 54.64 = 34.75 dB