Band66 / 15MHz / Low CH / QPSK

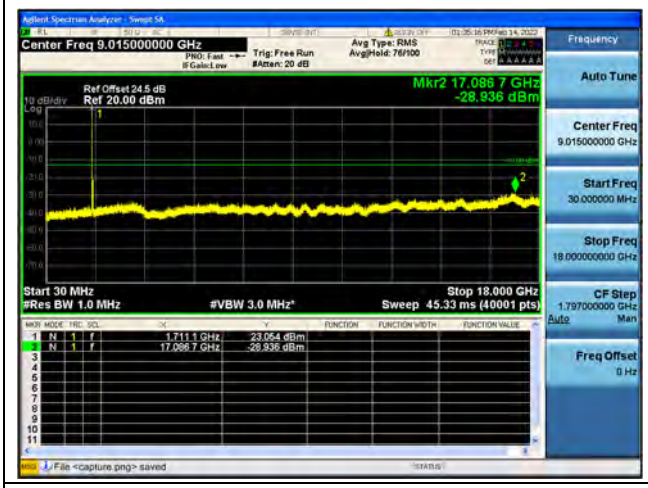

Band66 / 15MHz / Low CH / 16QAM

Band66 / 15MHz / Low CH / 64QAM

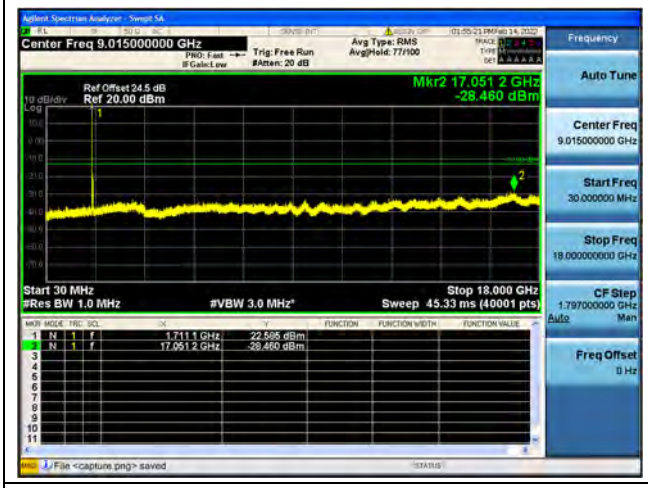

Band66 / 15MHz / Mid CH / QPSK

Band66 / 15MHz / Mid CH / 16QAM

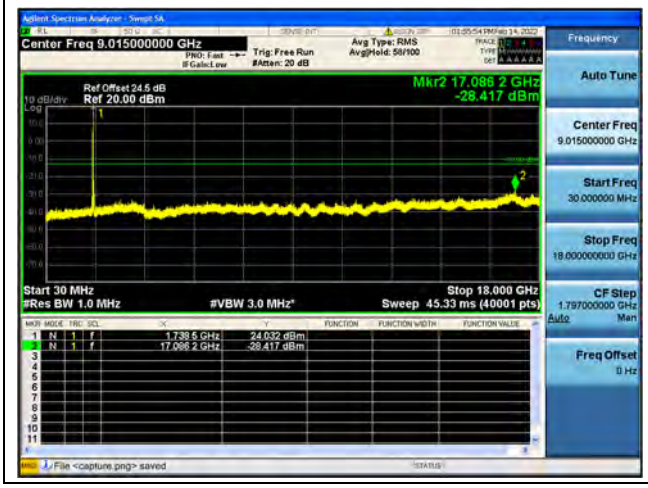

Band66 / 15MHz / Mid CH / 64QAM

Band66 / 15MHz / High CH / QPSK

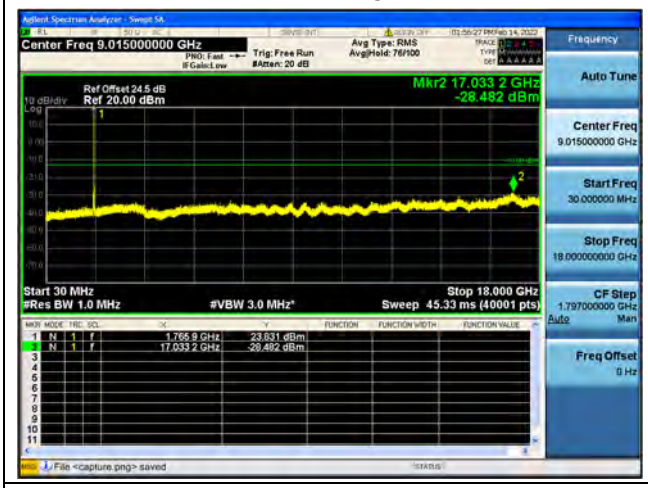

Band66 / 15MHz / High CH / 16QAM

Band66 / 15MHz / High CH / 64QAM

Band66 / 20MHz / Low CH / QPSK

Band66 / 20MHz / Low CH / 16QAM

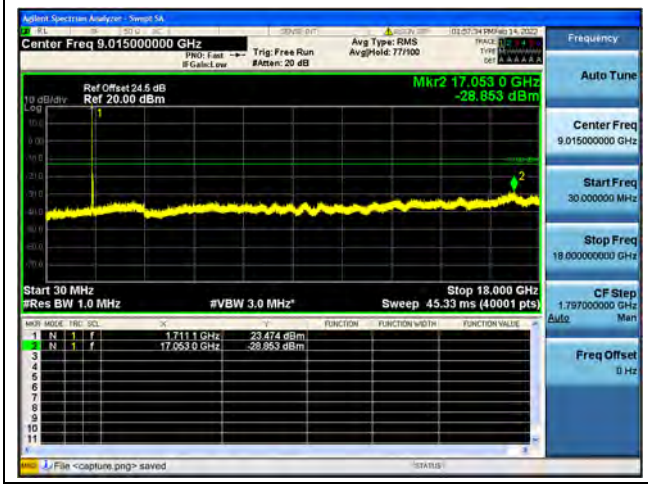

Band66 / 20MHz / Low CH / 64QAM

Band66 / 20MHz / Mid CH / QPSK

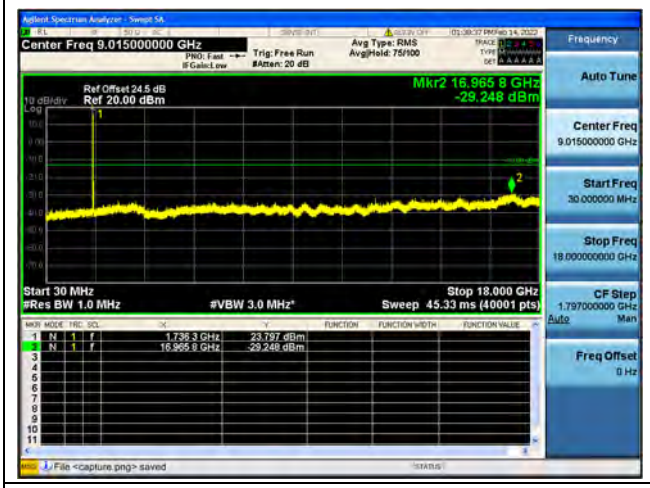

Band66 / 20MHz / Mid CH / 16QAM

Band66 / 20MHz / Mid CH / 64QAM

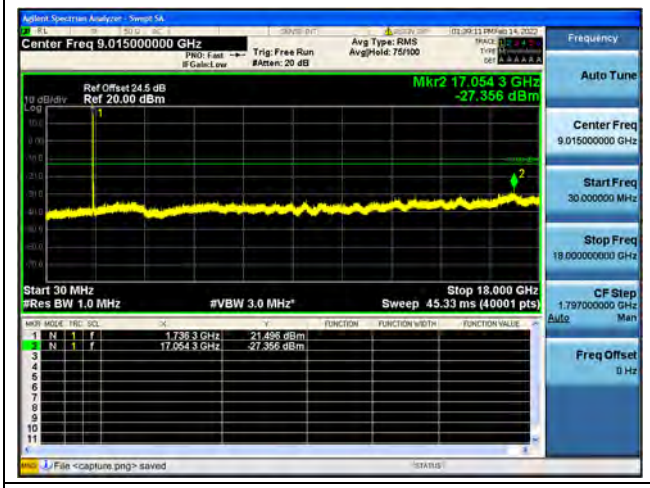

Band66 / 20MHz / High CH / QPSK

Band66 / 20MHz / High CH / 16QAM

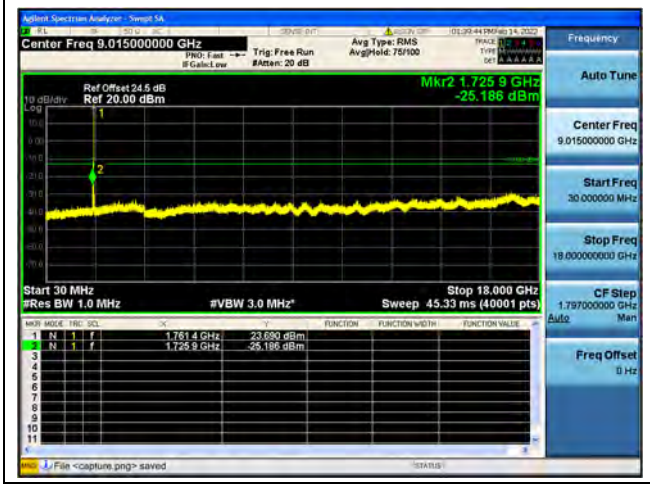

Band66 / 20MHz / High CH / 64QAM

Band71 / 5MHz / Low CH / QPSK

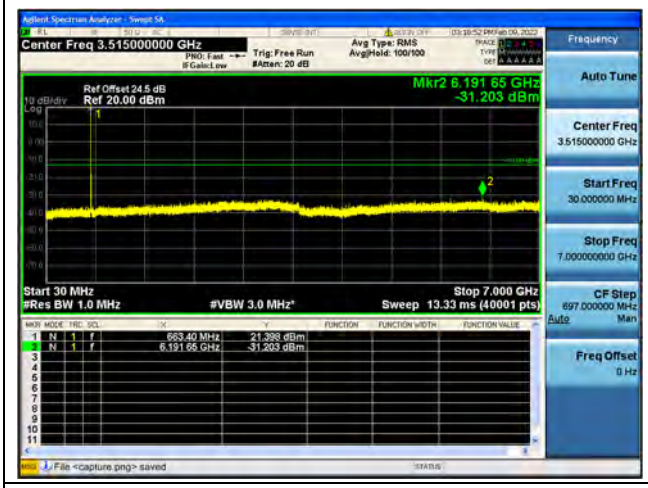

Band71 / 5MHz / Low CH / 16QAM

Band71 / 5MHz / Low CH / 64QAM

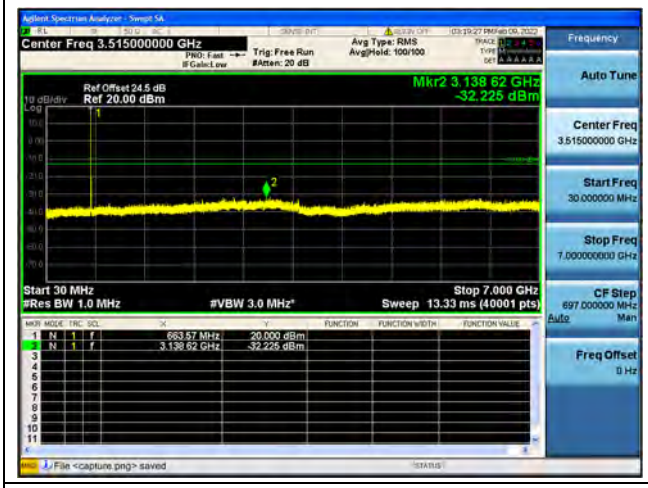

Band71 / 5MHz / Mid CH / QPSK

Band71 / 5MHz / Mid CH / 16QAM

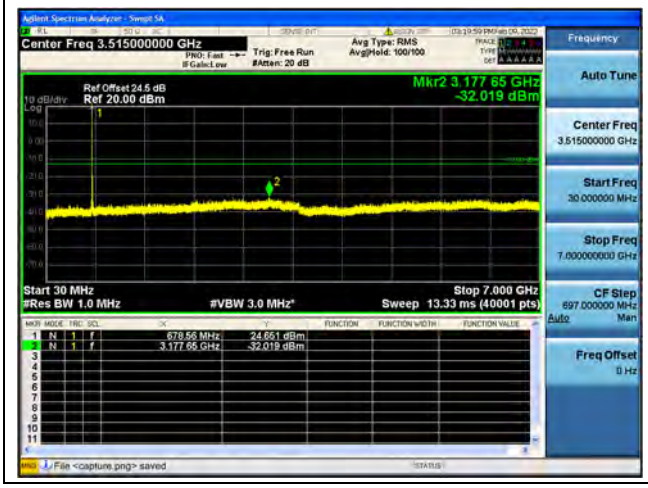

Band71 / 5MHz / Mid CH / 64QAM

Band71 / 5MHz / High CH / QPSK

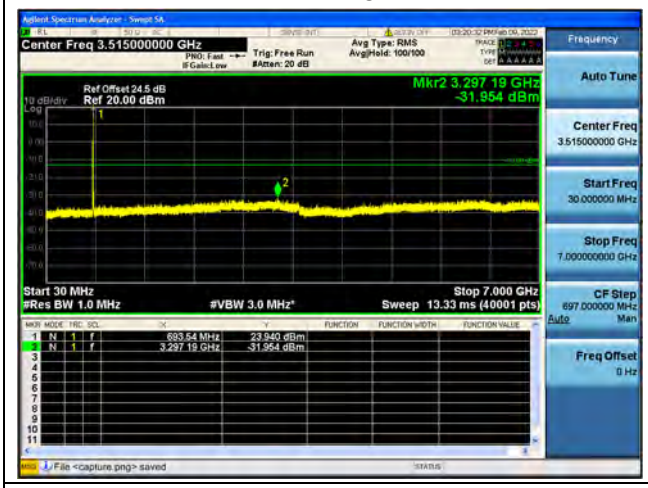

Band71 / 5MHz / High CH / 16QAM

Band71 / 5MHz / High CH / 64QAM

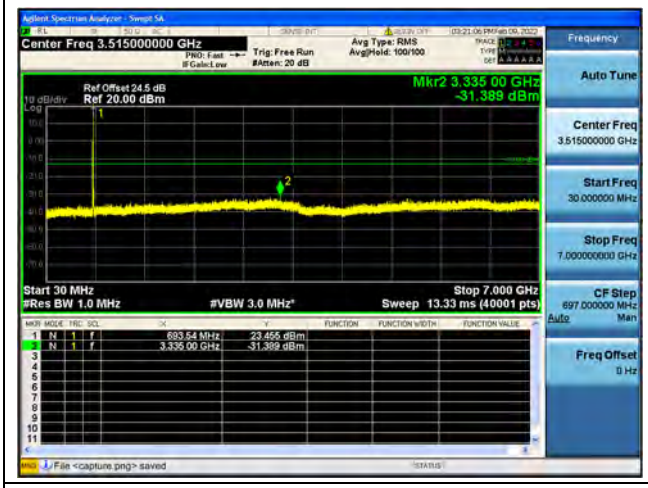

Band71 / 10MHz / Low CH / QPSK

Band71 / 10MHz / Low CH / 16QAM

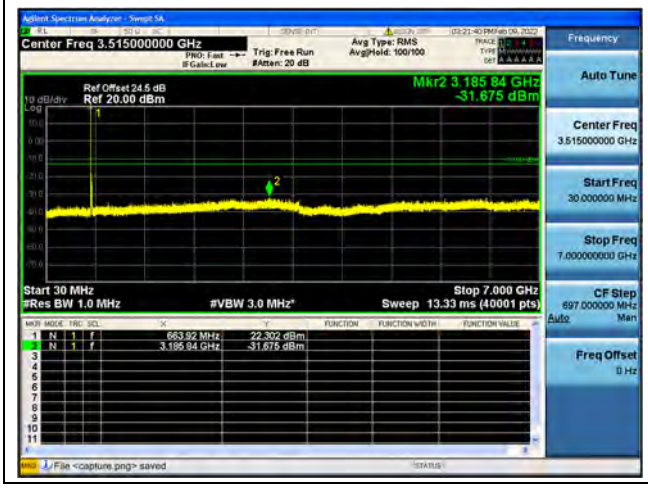

Band71 / 10MHz / Low CH / 64QAM

Band71 / 10MHz / Mid CH / QPSK

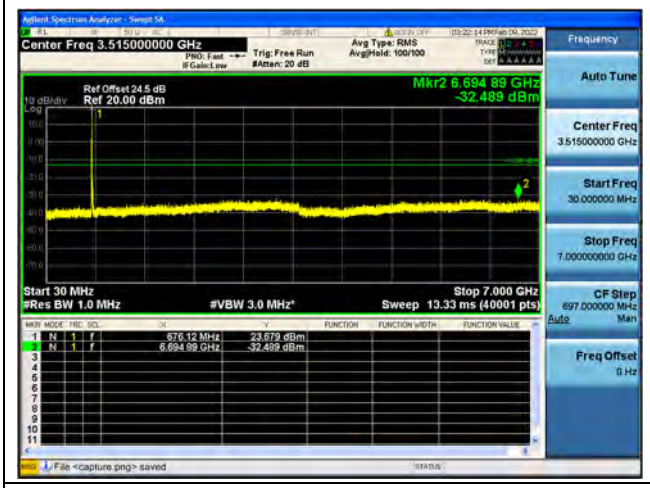

Band71 / 10MHz / Mid CH / 16QAM

Band71 / 10MHz / Mid CH / 64QAM

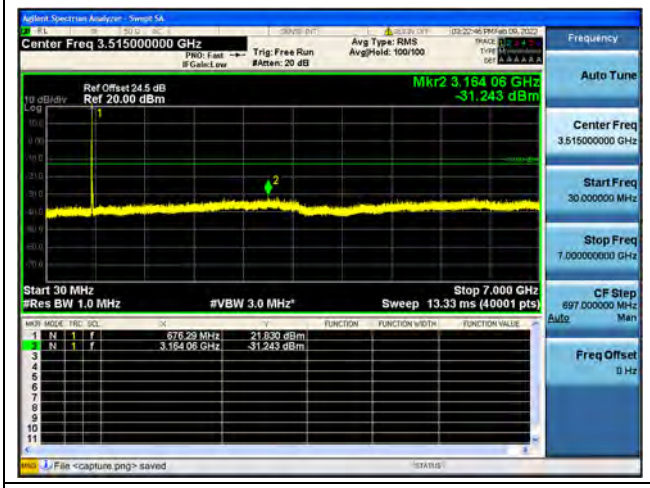

Band71 / 10MHz / High CH / QPSK

Band71 / 10MHz / High CH / 16QAM

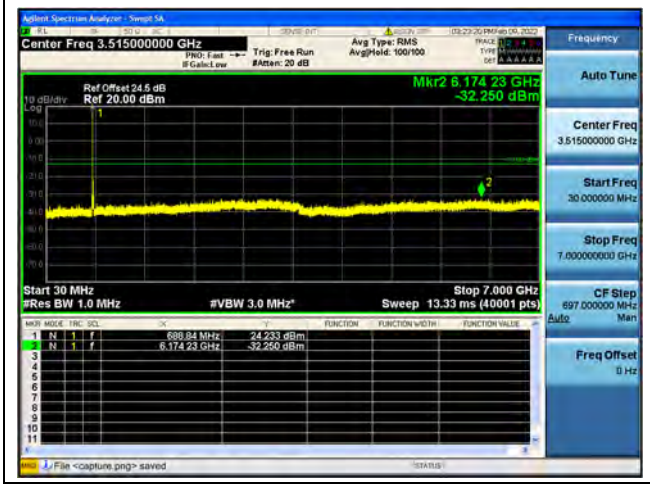

Band71 / 10MHz / High CH / 64QAM

Band71 / 15MHz / Low CH / QPSK

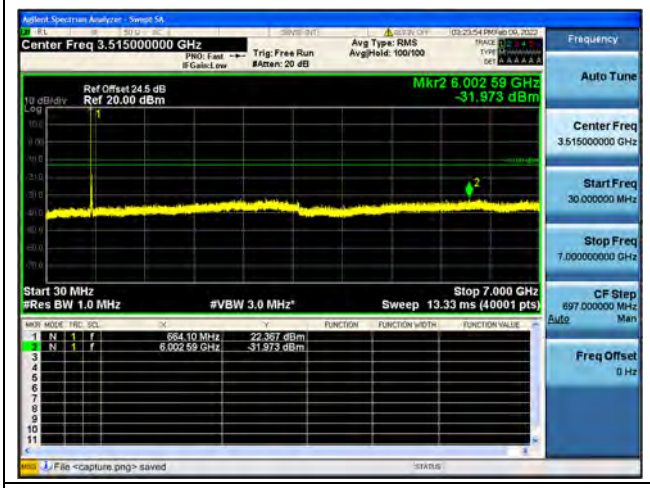

Band71 / 15MHz / Low CH / 16QAM

Band71 / 15MHz / Low CH / 64QAM

Band71 / 15MHz / Mid CH / QPSK

Band71 / 15MHz / Mid CH / 16QAM

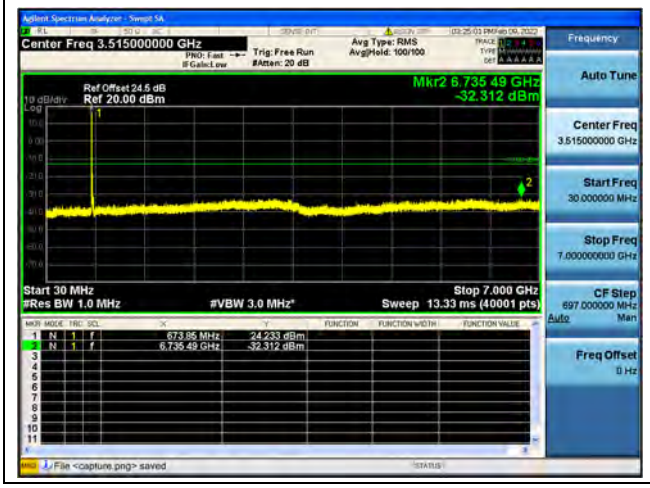

Band71 / 15MHz / Mid CH / 64QAM

Band71 / 15MHz / High CH / QPSK

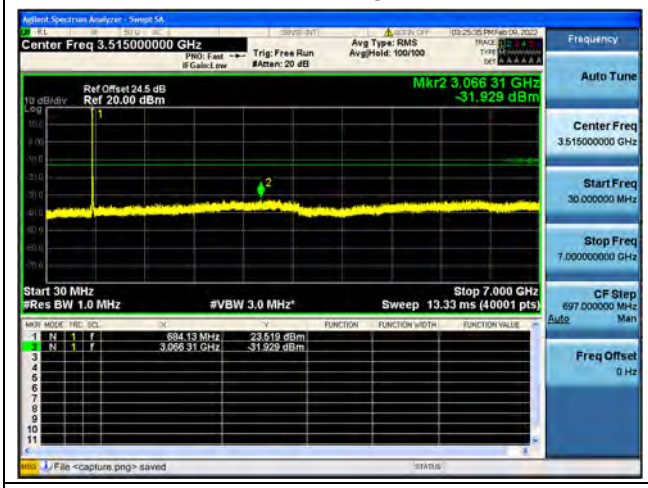

Band71 / 15MHz / High CH / 16QAM

Band71 / 15MHz / High CH / 64QAM

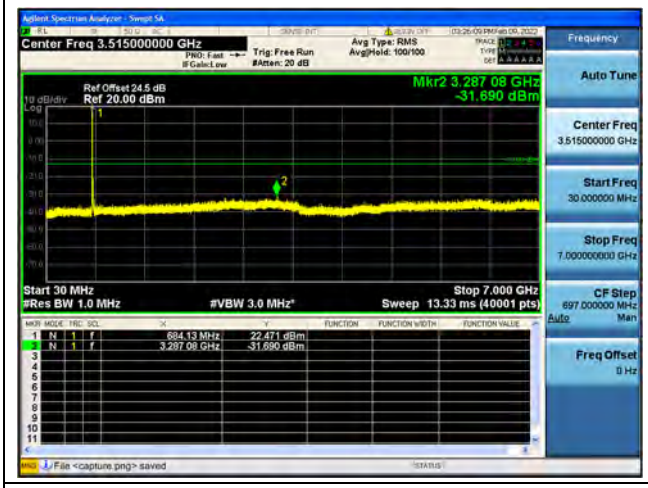

Band71 / 20MHz / Low CH / QPSK

Band71 / 20MHz / Low CH / 16QAM

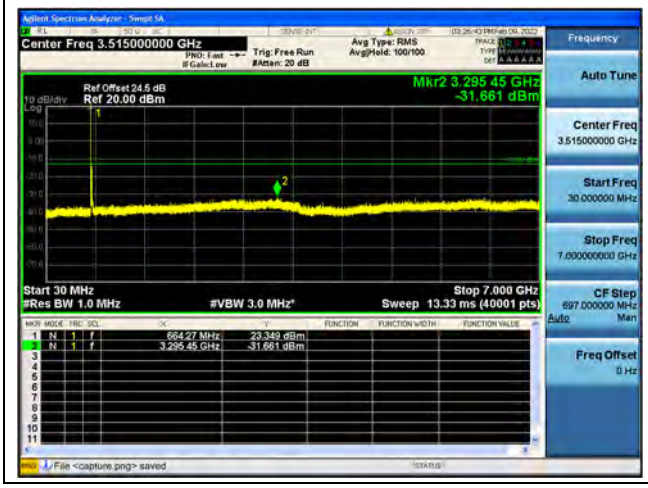

Band71 / 20MHz / Low CH / 64QAM

Band71 / 20MHz / Mid CH / QPSK

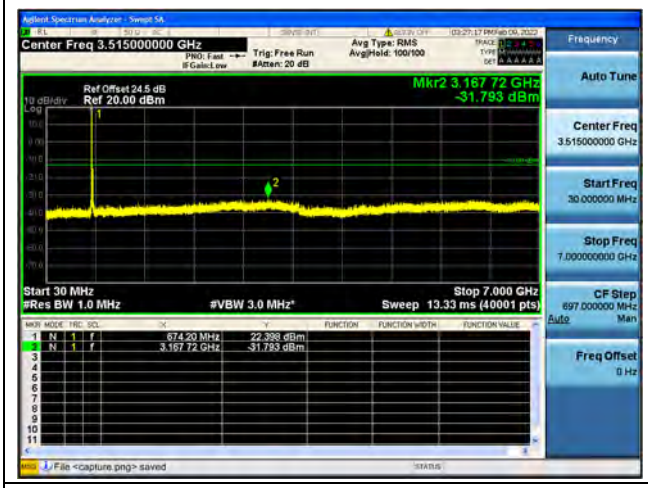

Band71 / 20MHz / Mid CH / 16QAM

Band71 / 20MHz / Mid CH / 64QAM

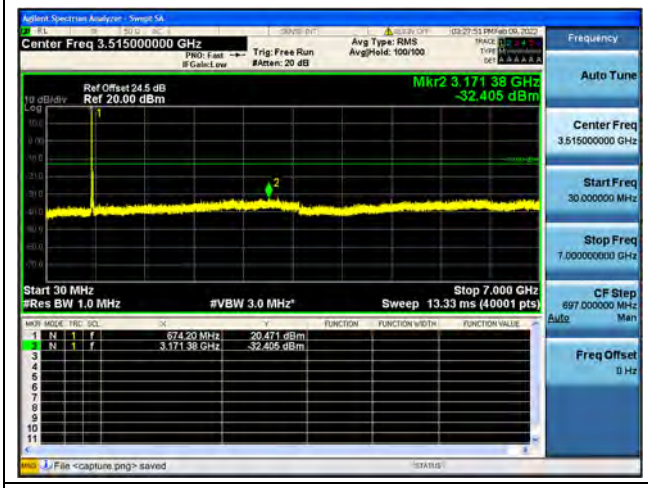

Band71 / 20MHz / High CH / QPSK

Band71 / 20MHz / High CH / 16QAM

Band71 / 20MHz / High CH / 64QAM

2.6. Band Edge

2.6.1. Requirement

Band 2, 25

According to FCC section 24.238(a), for operations in the 1850–1910MHz bands, the power of any emission outside of the authorized operating frequency ranges must be attenuated below the transmitting power (P) by a factor of at least 43 + 10 log(P) dB in a 1MHz bandwidth. However, in the 1 MHz bands immediately outside and adjacent to the licensee's frequency block, a resolution bandwidth of at least one percent of the emission bandwidth of the fundamental emission of the transmitter may be employed.

Band 4, 66

According to FCC section 27.53(h), for operations in the 1710–1755MHz bands, the power of any emission outside a licensee's frequency block shall be attenuated below the transmitter power (P) by at least 43 + 10 log10(P) dB a 1MHz bandwidth. However, in the 1 MHz bands immediately outside and adjacent to the licensee's frequency block, a resolution bandwidth of at least one percent of the emission bandwidth of the fundamental emission of the transmitter may be employed.

Band 5, 26

According to FCC section 22.917(a), for operations in the 824–849MHz bands, the power of any emission outside of the authorized operating frequency ranges must be attenuated below the transmitting power (P) by a factor of at least 43 + 10 log(P) dB in a 100kHz bandwidth. However, in the 1 MHz bands immediately outside and adjacent to the licensee's frequency block, a resolution bandwidth of at least one percent of the emission bandwidth of the fundamental emission of the transmitter may be employed.

Band 12, 71

According to FCC section 27.53(g), for operations in the 600 MHz band and the 698-746 MHz band, the power of any emission outside a licensee's frequency band(s) of operation shall be attenuated below the transmitter power (P) within the licensed band(s) of operation, measured in watts, by at least 43 + 10 log (P) dB. Compliance with this provision is based on the use of measurement instrumentation employing a resolution bandwidth of 100 kilohertz or greater. However, in the 100 kilohertz bands immediately outside and adjacent to a licensee's frequency block, a resolution bandwidth of at least 30 kHz may be employed.

Band 13

According to FCC section 27.53(c)(2), any frequency outside the 776-788 MHz band, the power of any emission shall be attenuated outside the band below the transmitter power (P) by at least 43 + 10 log (P) dB in a 100kHz bandwidth. However, in the 100 kHz bands immediately outside and

adjacent to the frequency block, a resolution bandwidth of at least 30 kHz may be employed.

Band 41

According to FCC section 27.53(l)(2), for mobile operations in the 3700-3980 MHz band, the conducted power of any emission outside the licensee's authorized bandwidth shall not exceed −13 dBm/MHz, based on the use of measurement instrumentation employing a resolution bandwidth of 1 megahertz or greater. However, in the 1 megahertz bands immediately outside and adjacent to the licensee's frequency block, the minimum resolution bandwidth for the measurement shall be either one percent of the emission bandwidth of the fundamental emission of the transmitter or 350 kHz. In the bands between 1 and 5 MHz removed from the licensee's frequency block, the minimum resolution bandwidth for the measurement shall be 500 kHz. The emission bandwidth is defined as the width of the signal between two points, one below the carrier center frequency and one above the carrier center frequency, outside of which all emissions are attenuated at least 26 dB below the transmitter power.

2.6.2. Test Description

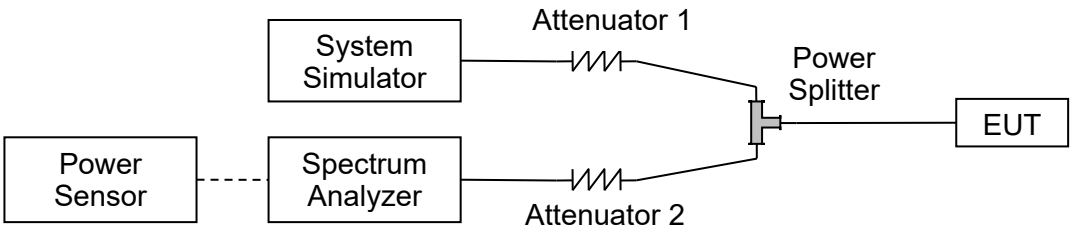

The EUT is coupled to the Spectrum Analyzer (SA) and the System Simulator (SS) with Attenuators through the Power Splitter; the RF load attached to the EUT antenna terminal is 50Ohm; the path loss as the factor is calibrated to correct the reading. The EUT is commanded by the SS to operate at the maximum output power. A call is established between the EUT and the SS.

2.6.3. Test Procedure

KDB 971168 D01v03 Section 6.0 and ANSI/TIA-603-E-2016.

2.6.4. Test Result

Band2 / 1.4MHz / Low CH / QPSK / 1 RB

Band2 / 1.4MHz / Low CH / QPSK / FULL RB

Band2 / 1.4MHz / High CH / QPSK / 1 RB

Band2 / 1.4MHz / High CH / QPSK / FULL RB

Band2 / 3MHz / Low CH / QPSK / 1 RB

Band2 / 3MHz / Low CH / QPSK / FULL RB

Band2 / 3MHz / High CH / QPSK / 1 RB

Band2 / 3MHz / High CH / QPSK / FULL RB

Band2 / 5MHz / Low CH / QPSK / 1 RB

Band2 / 5MHz / Low CH / QPSK / FULL RB

Band2 / 5MHz / High CH / QPSK / 1 RB

Band2 / 5MHz / High CH / QPSK / FULL RB

Band2 / 10MHz / Low CH / QPSK / 1 RB

Band2 / 10MHz / Low CH / QPSK / FULL RB

Band2 / 10MHz / High CH / QPSK / 1 RB

Band2 / 10MHz / High CH / QPSK / FULL RB

Band2 / 15MHz / Low CH / QPSK / 1 RB

Band2 / 15MHz / Low CH / QPSK / FULL RB

Band2 / 15MHz / High CH / QPSK / 1 RB

Band2 / 15MHz / High CH / QPSK / FULL RB

Band2 / 20MHz / Low CH / QPSK / 1 RB

Band2 / 20MHz / Low CH / QPSK / FULL RB

Band2 / 20MHz / High CH / QPSK / 1 RB

Band2 / 20MHz / High CH / QPSK / FULL RB

Band4 / 1.4MHz / Low CH / QPSK / 1 RB

Band4 / 1.4MHz / Low CH / QPSK / FULL RB

Band4 / 1.4MHz / High CH / QPSK / 1 RB

Band4 / 1.4MHz / High CH / QPSK / FULL RB

Band4 / 3MHz / Low CH / QPSK / 1 RB

Band4 / 3MHz / Low CH / QPSK / FULL RB

Band4 / 3MHz / High CH / QPSK / 1 RB

Band4 / 3MHz / High CH / QPSK / FULL RB

Band4 / 5MHz / Low CH / QPSK / 1 RB

Band4 / 5MHz / Low CH / QPSK / FULL RB

Band4 / 5MHz / High CH / QPSK / 1 RB

Band4 / 5MHz / High CH / QPSK / FULL RB

Band4 / 10MHz / Low CH / QPSK / 1 RB

Band4 / 10MHz / Low CH / QPSK / FULL RB

Band4 / 10MHz / High CH / QPSK / 1 RB

Band4 / 10MHz / High CH / QPSK / FULL RB

Band4 / 15MHz / Low CH / QPSK / 1 RB

Band4 / 15MHz / Low CH / QPSK / FULL RB

Band4 / 15MHz / High CH / QPSK / 1 RB

Band4 / 15MHz / High CH / QPSK / FULL RB

Band4 / 20MHz / Low CH / QPSK / 1 RB

Band4 / 20MHz / Low CH / QPSK / FULL RB

Band4 / 20MHz / High CH / QPSK / 1 RB

Band4 / 20MHz / High CH / QPSK / FULL RB

Band5 / 1.4MHz / Low CH / QPSK / 1 RB

Band5 / 1.4MHz / Low CH / QPSK / FULL RB

Band5 / 1.4MHz / High CH / QPSK / 1 RB

Band5 / 1.4MHz / High CH / QPSK / FULL RB

Band5 / 3MHz / Low CH / QPSK / 1 RB

Band5 / 3MHz / Low CH / QPSK / FULL RB

Band5 / 3MHz / High CH / QPSK / 1 RB

Band5 / 3MHz / High CH / QPSK / FULL RB

Band5 / 5MHz / Low CH / QPSK / 1 RB

Band5 / 5MHz / Low CH / QPSK / FULL RB

Band5 / 5MHz / High CH / QPSK / 1 RB

Band5 / 5MHz / High CH / QPSK / FULL RB

Band5 / 10MHz / Low CH / QPSK / 1 RB

Band5 / 10MHz / Low CH / QPSK / FULL RB

Band5 / 10MHz / High CH / QPSK / 1 RB

Band5 / 10MHz / High CH / QPSK / FULL RB

Band12 / 1.4MHz / Low CH / QPSK / 1 RB

Band12 / 1.4MHz / Low CH / QPSK / FULL RB

Band12 / 1.4MHz / High CH / QPSK / 1 RB

Band12 / 1.4MHz / High CH / QPSK / FULL RB

Band12 / 3MHz / Low CH / QPSK / 1 RB

Band12 / 3MHz / Low CH / QPSK / FULL RB

Band12 / 3MHz / High CH / QPSK / 1 RB

Band12 / 3MHz / High CH / QPSK / FULL RB

Band12 / 5MHz / Low CH / QPSK / 1 RB

Band12 / 5MHz / Low CH / QPSK / FULL RB

Band12 / 5MHz / High CH / QPSK / 1 RB

Band12 / 5MHz / High CH / QPSK / FULL RB

Band12 / 10MHz / Low CH / QPSK / 1 RB

Band12 / 10MHz / Low CH / QPSK / FULL RB

Band12 / 10MHz / High CH / QPSK / 1 RB

Band12 / 10MHz / High CH / QPSK / FULL RB

Band13 / 5MHz / Low CH / QPSK / 1 RB

Band13 / 5MHz / Low CH / QPSK / FULL RB

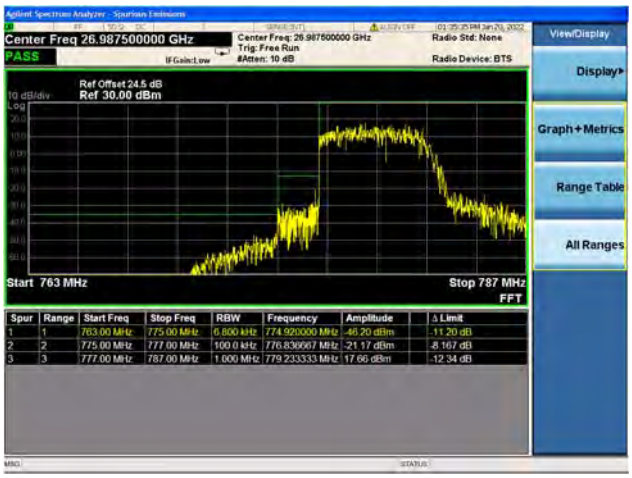

Band13 / 5MHz / High CH / QPSK / 1 RB

Band13 / 5MHz / High CH / QPSK / FULL RB

Band13 / 10MHz / Low CH / QPSK / 1 RB

Band13 / 10MHz / Low CH / QPSK / FULL RB

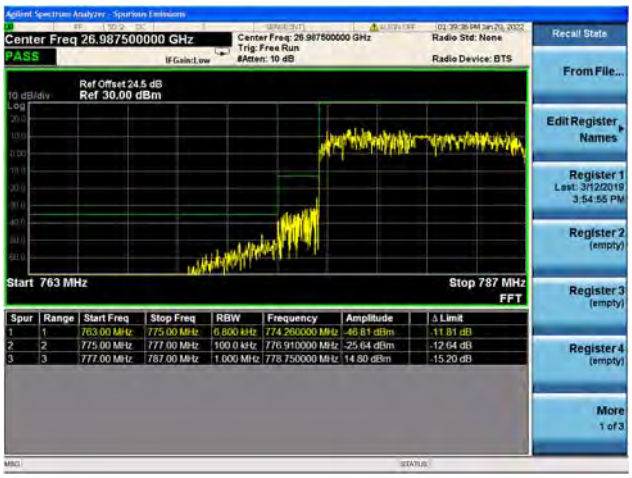

Band13 / 10MHz / High CH / QPSK / 1 RB

Band13 / 10MHz / High CH / QPSK / FULL RB

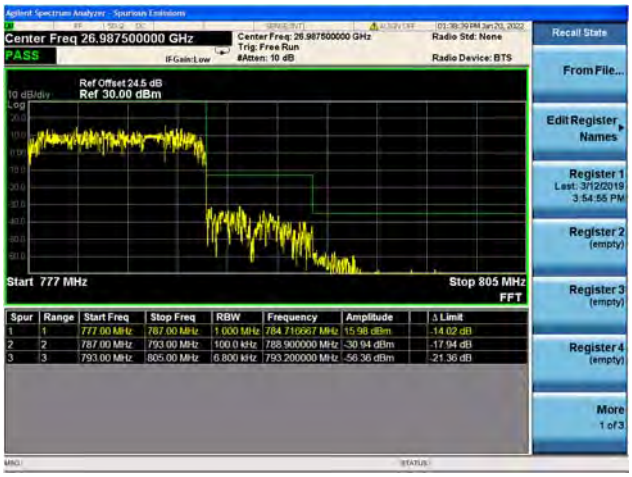

Band25 / 1.4MHz / Low CH / QPSK / 1 RB

Band25 / 1.4MHz / Low CH / QPSK / FULL RB

Band25 / 1.4MHz / High CH / QPSK / 1 RB

Band25 / 1.4MHz / High CH / QPSK / FULL RB

Band25 / 3MHz / Low CH / QPSK / 1 RB

Band25 / 3MHz / Low CH / QPSK / FULL RB

Band25 / 3MHz / High CH / QPSK / 1 RB

Band25 / 3MHz / High CH / QPSK / FULL RB

Band25 / 5MHz / Low CH / QPSK / 1 RB

Band25 / 5MHz / Low CH / QPSK / FULL RB

Band25 / 5MHz / High CH / QPSK / 1 RB

Band25 / 5MHz / High CH / QPSK / FULL RB

Band25 / 10MHz / Low CH / QPSK / 1 RB

Band25 / 10MHz / Low CH / QPSK / FULL RB

Band25 / 10MHz / High CH / QPSK / 1 RB

Band25 / 10MHz / High CH / QPSK / FULL RB

Band25 / 15MHz / Low CH / QPSK / 1 RB

Band25 / 15MHz / Low CH / QPSK / FULL RB

Band25 / 15MHz / High CH / QPSK / 1 RB

Band25 / 15MHz / High CH / QPSK / FULL RB

Band25 / 20MHz / Low CH / QPSK / 1 RB

Band25 / 20MHz / Low CH / QPSK / FULL RB

Band25 / 20MHz / High CH / QPSK / 1 RB

Band25 / 20MHz / High CH / QPSK / FULL RB

Band26 / 1.4MHz / Low CH / QPSK / 1 RB

Band26 / 1.4MHz / Low CH / QPSK / FULL RB

Band26 / 1.4MHz / High CH / QPSK / 1 RB

Band26 / 1.4MHz / High CH / QPSK / FULL RB

Band26 / 3MHz / Low CH / QPSK / 1 RB

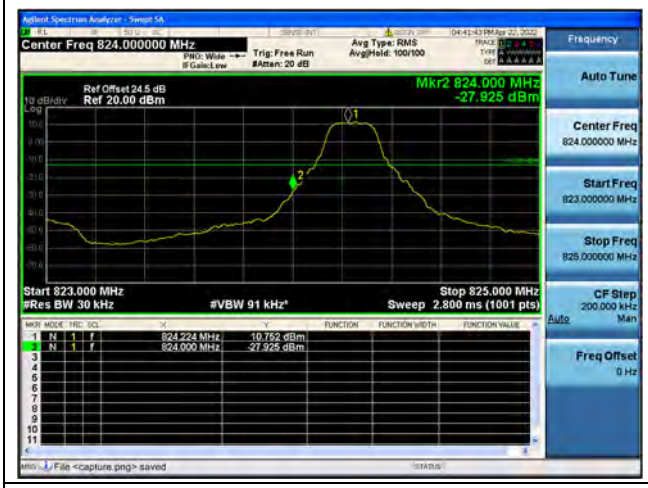

Band26 / 3MHz / Low CH / QPSK / FULL RB

Band26 / 3MHz / High CH / QPSK / 1 RB

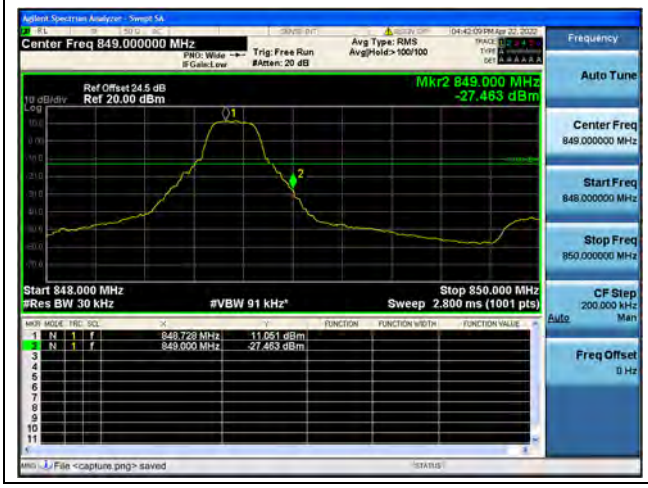

Band26 / 3MHz / High CH / QPSK / FULL RB

Band26 / 5MHz / Low CH / QPSK / 1 RB

Band26 / 5MHz / Low CH / QPSK / FULL RB

Band26 / 5MHz / High CH / QPSK / 1 RB

Band26 / 5MHz / High CH / QPSK / FULL RB

Band26 / 10MHz / Low CH / QPSK / 1 RB

Band26 / 10MHz / Low CH / QPSK / FULL RB

Band26 / 10MHz / High CH / QPSK / 1 RB

Band26 / 10MHz / High CH / QPSK / FULL RB

Band26 / 15MHz / Low CH / QPSK / 1 RB

Band26 / 15MHz / Low CH / QPSK / FULL RB

Band26 / 15MHz / High CH / QPSK / 1 RB

Band26 / 15MHz / High CH / QPSK / FULL RB

Band41 / 5MHz / Low CH / QPSK / 1 RB

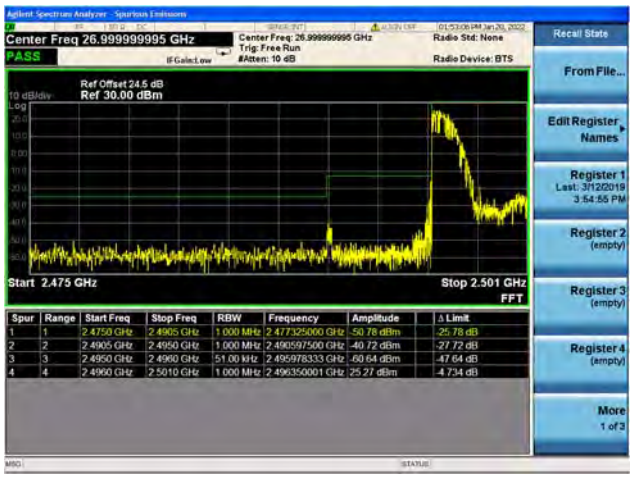

Band41 / 5MHz / Low CH / QPSK / FULL RB

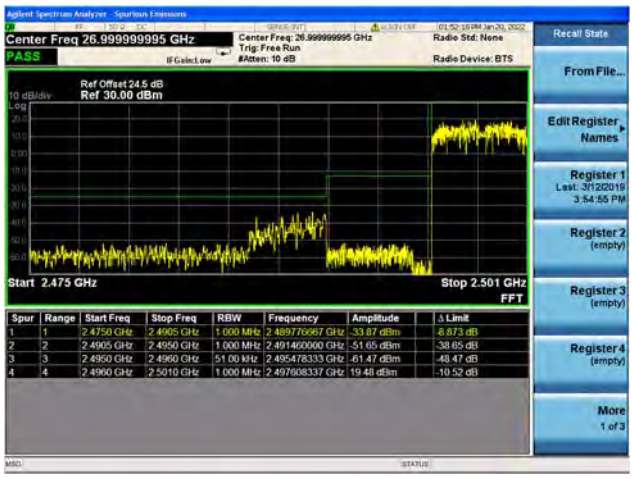

Band41 / 5MHz / High CH / QPSK / 1 RB

Band41 / 5MHz / High CH / QPSK / FULL RB

Band41 / 10MHz / Low CH / QPSK / 1 RB

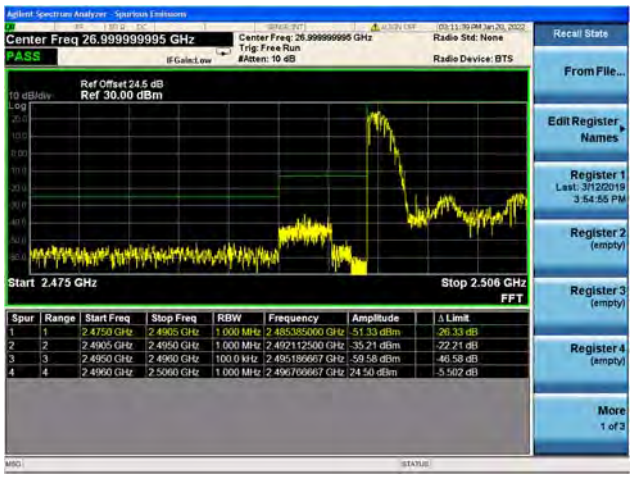

Spur	Range	Start Freq	Stop Freq	RBW	Frequency	Amplitude	Δ Limit
1	1	2.4750 GHz	2.4905 GHz	1.000 MHz	2.485385000 GHz	-51.33 dBm	-26.33 dB
2	2	2.4905 GHz	2.4950 GHz	1.000 MHz	2.492112500 GHz	-35.21 dBm	-22.21 dB
3	3	2.4950 GHz	2.4960 GHz	100.0 kHz	2.495186667 GHz	-59.58 dBm	-46.58 dB
4	4	2.4960 GHz	2.5060 GHz	1.000 MHz	2.496766667 GHz	24.50 dBm	-5.502 dB

Band41 / 10MHz / Low CH / QPSK / FULL RB

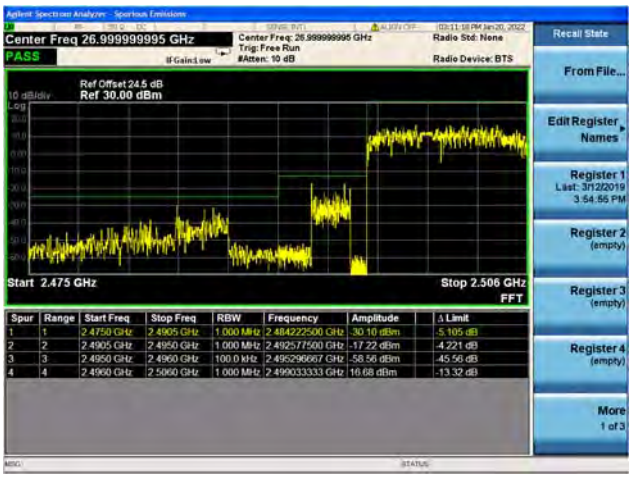

Spur	Range	Start Freq	Stop Freq	RBW	Frequency	Amplitude	Δ Limit
1	1	2.4750 GHz	2.4905 GHz	1.000 MHz	2.484222500 GHz	-30.10 dBm	-5.105 dB
2	2	2.4905 GHz	2.4950 GHz	1.000 MHz	2.492577500 GHz	-17.22 dBm	-4.221 dB
3	3	2.4950 GHz	2.4960 GHz	100.0 kHz	2.495296667 GHz	-58.56 dBm	-45.56 dB
4	4	2.4960 GHz	2.5060 GHz	1.000 MHz	2.499033333 GHz	16.68 dBm	-13.32 dB

Band41 / 10MHz / High CH / QPSK / 1 RB

Spur	Range	Start Freq	Stop Freq	RBW	Frequency	Amplitude	Δ Limit
1	1	2.6800 GHz	2.6900 GHz	1.000 MHz	2.688416667 GHz	23.33 dBm	-6.665 dB
2	2	2.6900 GHz	2.6910 GHz	200.0 kHz	2.690098333 GHz	-55.09 dBm	-45.09 dB
3	3	2.6910 GHz	2.6950 GHz	1.000 MHz	2.691846667 GHz	-50.81 dBm	-40.81 dB
4	4	2.6950 GHz	2.6960 GHz	1.000 MHz	2.695203333 GHz	-39.93 dBm	-26.93 dB
5	5	2.6960 GHz	2.7150 GHz	1.000 MHz	2.702143333 GHz	-50.44 dBm	-25.44 dB

Band41 / 10MHz / High CH / QPSK / FULL RB

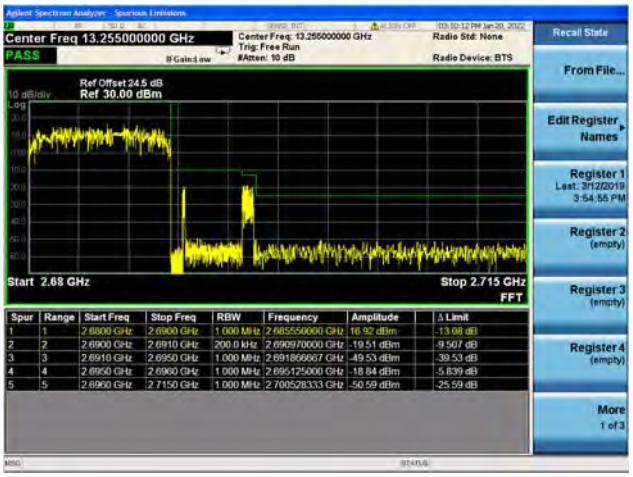

Spur	Range	Start Freq	Stop Freq	RBW	Frequency	Amplitude	Δ Limit
1	1	2.6800 GHz	2.6900 GHz	1.000 MHz	2.685550000 GHz	16.92 dBm	-13.08 dB
2	2	2.6900 GHz	2.6910 GHz	200.0 kHz	2.690970000 GHz	-19.51 dBm	-9.507 dB
3	3	2.6910 GHz	2.6950 GHz	1.000 MHz	2.691866667 GHz	-49.53 dBm	-39.53 dB
4	4	2.6950 GHz	2.6960 GHz	1.000 MHz	2.695125000 GHz	-18.84 dBm	-5.839 dB
5	5	2.6960 GHz	2.7150 GHz	1.000 MHz	2.700528333 GHz	-50.59 dBm	-25.59 dB

Band41 / 15MHz / Low CH / QPSK / 1 RB

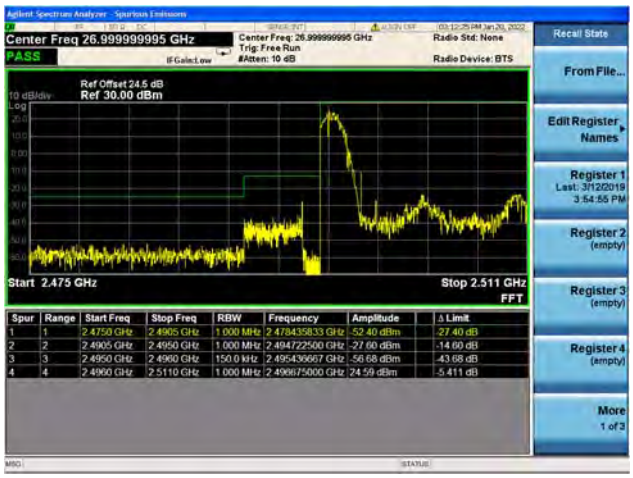

Band41 / 15MHz / Low CH / QPSK / FULL RB

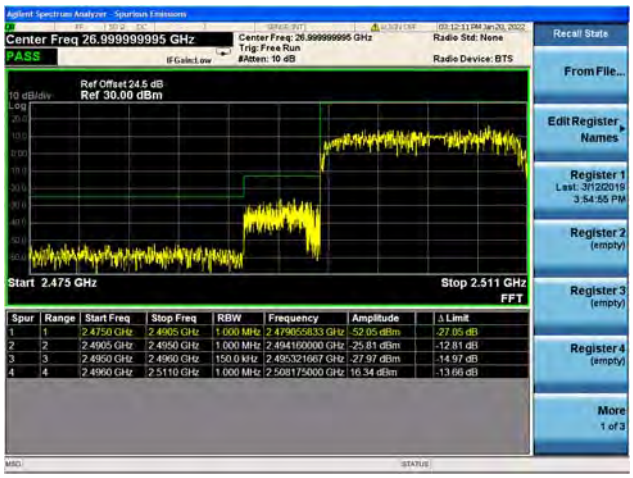

Band41 / 15MHz / High CH / QPSK / 1 RB

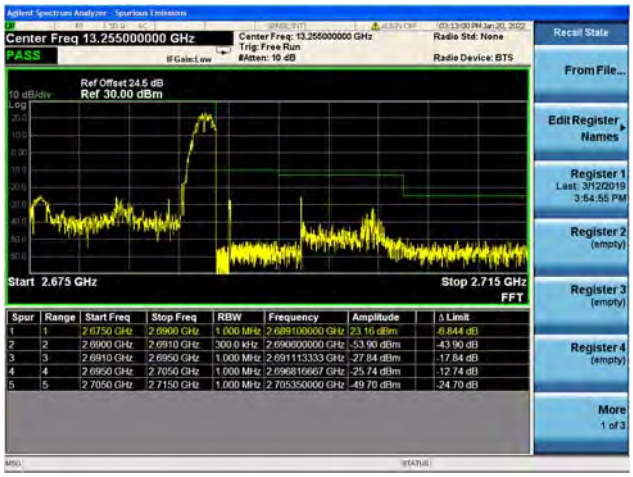

Band41 / 15MHz / High CH / QPSK / FULL RB

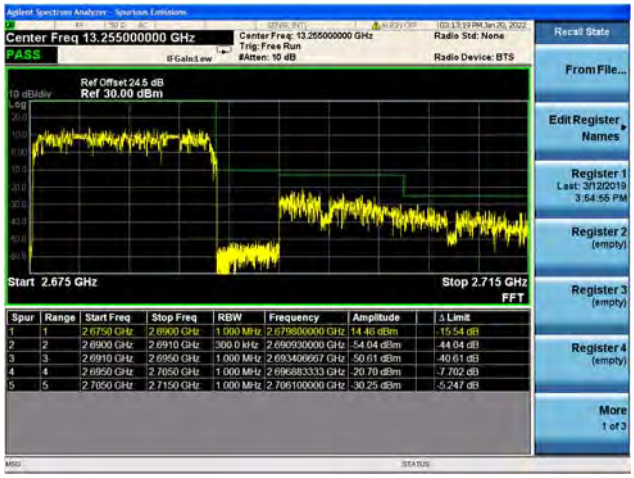

Band41 / 20MHz / Low CH / QPSK / 1 RB

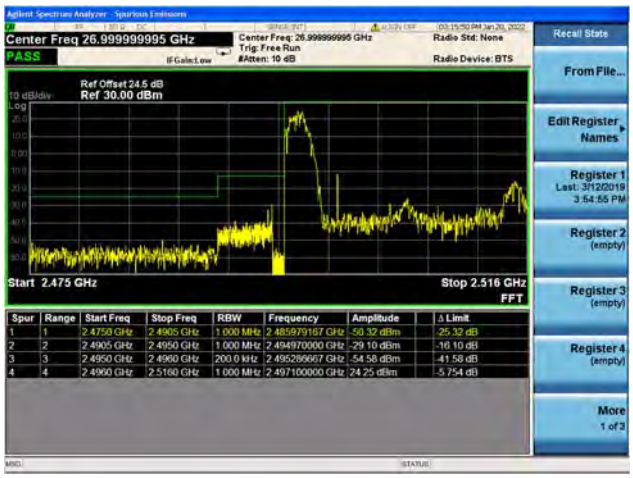

Band41 / 20MHz / Low CH / QPSK / FULL RB

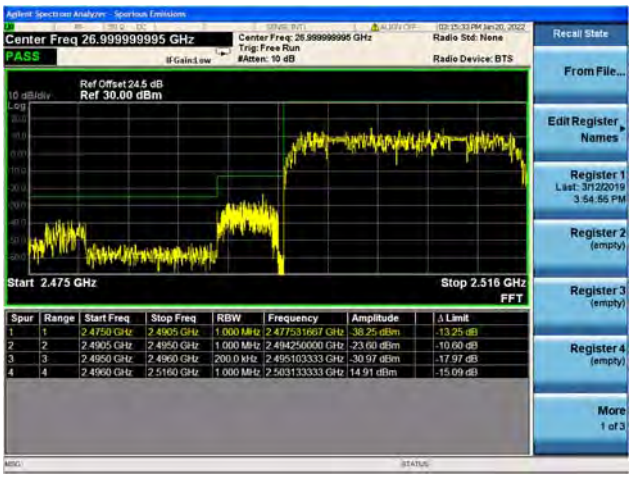

Band41 / 20MHz / High CH / QPSK / 1 RB

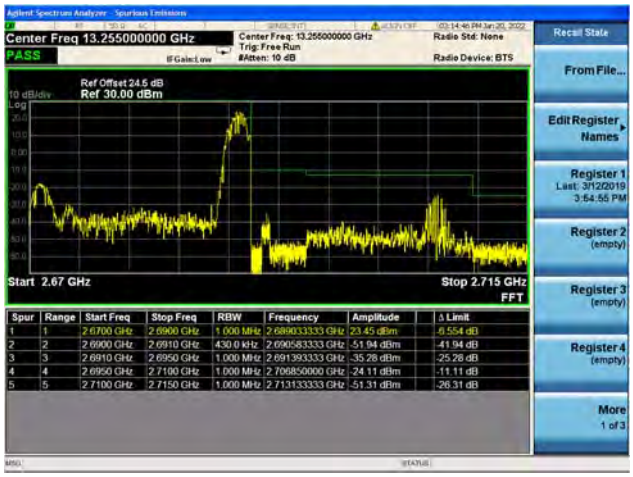

Band41 / 20MHz / High CH / QPSK / FULL RB

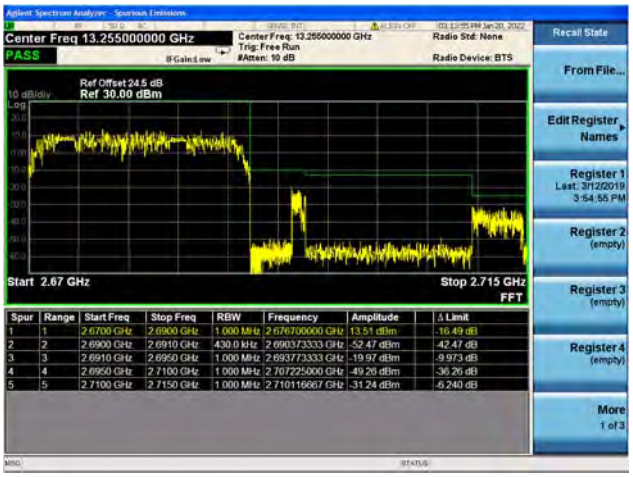

Band66 / 1.4MHz / Low CH / QPSK / 1 RB

Band66 / 1.4MHz / Low CH / QPSK / FULL RB

Band66 / 1.4MHz / High CH / QPSK / 1 RB

Band66 / 1.4MHz / High CH / QPSK / FULL RB

Band66 / 3MHz / Low CH / QPSK / 1 RB

Band66 / 3MHz / Low CH / QPSK / FULL RB

Band66 / 3MHz / High CH / QPSK / 1 RB

Band66 / 3MHz / High CH / QPSK / FULL RB

Band66 / 5MHz / Low CH / QPSK / 1 RB

Band66 / 5MHz / Low CH / QPSK / FULL RB

Band66 / 5MHz / High CH / QPSK / 1 RB

Band66 / 5MHz / High CH / QPSK / FULL RB

Band66 / 10MHz / Low CH / QPSK / 1 RB

Band66 / 10MHz / Low CH / QPSK / FULL RB

Band66 / 10MHz / High CH / QPSK / 1 RB

Band66 / 10MHz / High CH / QPSK / FULL RB

Band66 / 15MHz / Low CH / QPSK / 1 RB

Band66 / 15MHz / Low CH / QPSK / FULL RB

Band66 / 15MHz / High CH / QPSK / 1 RB

Band66 / 15MHz / High CH / QPSK / FULL RB

Band66 / 20MHz / Low CH / QPSK / 1 RB

Band66 / 20MHz / Low CH / QPSK / FULL RB

Band66 / 20MHz / High CH / QPSK / 1 RB

Band66 / 20MHz / High CH / QPSK / FULL RB

Band71 / 5MHz / Low CH / QPSK / 1 RB

Band71 / 5MHz / Low CH / QPSK / FULL RB

Band71 / 5MHz / High CH / QPSK / 1 RB

Band71 / 5MHz / High CH / QPSK / FULL RB

Band71 / 10MHz / Low CH / QPSK / 1 RB

Band71 / 10MHz / Low CH / QPSK / FULL RB

Band71 / 10MHz / High CH / QPSK / 1 RB

Band71 / 10MHz / High CH / QPSK / FULL RB