Appendix D.4: Maximum conducted output power

Test Result Channel Power

Test Mode	Antenna	Frequency[MHz]	Channel Powert [dBm]	Duty Cycle [%]	DC Factor [dBm]	Result [dBm]	Limit [dBm]	Verdict
11A	Ant1	5180	10.35	94.01	0.27	10.62	≤23.98	PASS
		5200	10.80	94.42	0.25	11.05	≤23.98	PASS
		5240	10.17	94.42	0.25	10.42	≤23.98	PASS
11N20SISO	Ant1	5180	10.87	91.30	0.40	11.27	≤23.98	PASS
		5200	10.72	97.44	0.11	10.83	≤23.98	PASS
		5240	10.45	92.65	0.33	10.78	≤23.98	PASS
11N40SISO	Ant1	5190	10.48	55.36	2.57	13.05	≤23.98	PASS
		5230	10.44	62.84	2.02	12.46	≤23.98	PASS
11AC20SISO	Ant1	5180	10.62	91.35	0.39	11.01	≤23.98	PASS
		5200	10.87	94.06	0.27	11.14	≤23.98	PASS
		5240	10.67	92.23	0.35	11.02	≤23.98	PASS
11AC40SISO	Ant1	5190	10.06	81.74	0.88	10.94	≤23.98	PASS
		5230	10.24	86.24	0.64	10.88	≤23.98	PASS
11AX20SISO	Ant1	5180	10.04	90.12	0.45	10.49	≤23.98	PASS
		5200	10.66	86.31	0.64	11.3	≤23.98	PASS
		5240	10.78	90.06	0.45	11.23	≤23.98	PASS
11AX40SISO	Ant1	5190	10.46	82.22	0.85	11.31	≤23.98	PASS
		5230	10.47	80.43	0.95	11.42	≤23.98	PASS

Note：The Duty Cycle Factor is compensated in the graph.

Appendix D.5: Maximum power spectral density

Test Result

TestMode	Antenna	Frequency[MHz]	Result [dBm/MHz]	Limit[dBm/MHz]	Verdict
11A	Ant1	5180	-7.18	≤11.00	PASS
		5200	-6.57	≤11.00	PASS
		5240	-5.21	≤11.00	PASS
11N20SISO	Ant1	5180	-7.25	≤11.00	PASS
		5200	-7.13	≤11.00	PASS
		5240	-5.67	≤11.00	PASS
11N40SISO	Ant1	5190	-8.26	≤11.00	PASS
		5230	-7.44	≤11.00	PASS
11AC20SISO	Ant1	5180	-7.23	≤11.00	PASS
		5200	-6.76	≤11.00	PASS
		5240	-5.55	≤11.00	PASS
11AC40SISO	Ant1	5190	-9.97	≤11.00	PASS
		5230	-8.95	≤11.00	PASS
11AX20SISO	Ant1	5180	-7.61	≤11.00	PASS
		5200	-6.93	≤11.00	PASS
		5240	-5.85	≤11.00	PASS
11AX40SISO	Ant1	5190	-10.27	≤11.00	PASS
		5230	-8.82	≤11.00	PASS

Note：1.The Result and Limit Unit is dBm/500 kHz in the band 5.725–5.85 GHz.
2.The Duty Cycle Factor and RBW Factor is compensated in the graph.

Test Graphs

11A_Ant1_5180
11A_Ant1_5200
11A_Ant1_5240

11N20SISO_Ant1_5180

11N20SISO_Ant1_5200

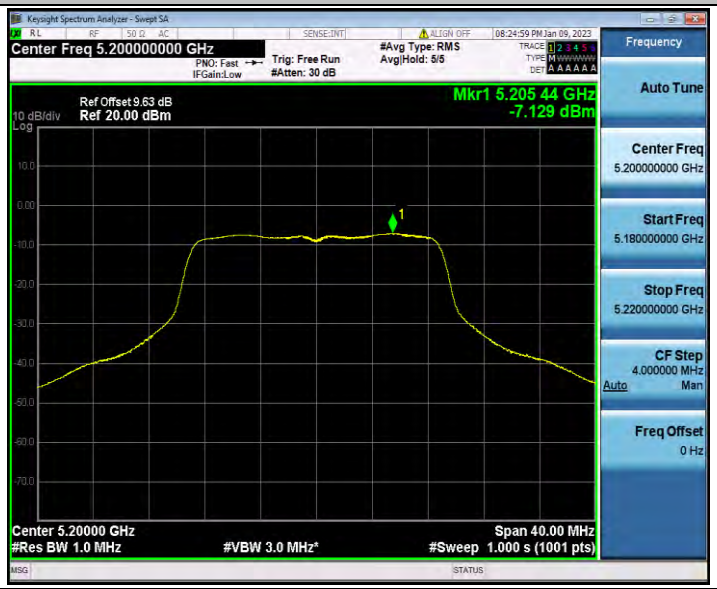

11N20SISO_Ant1_5240

11N40SISO_Ant1_5190

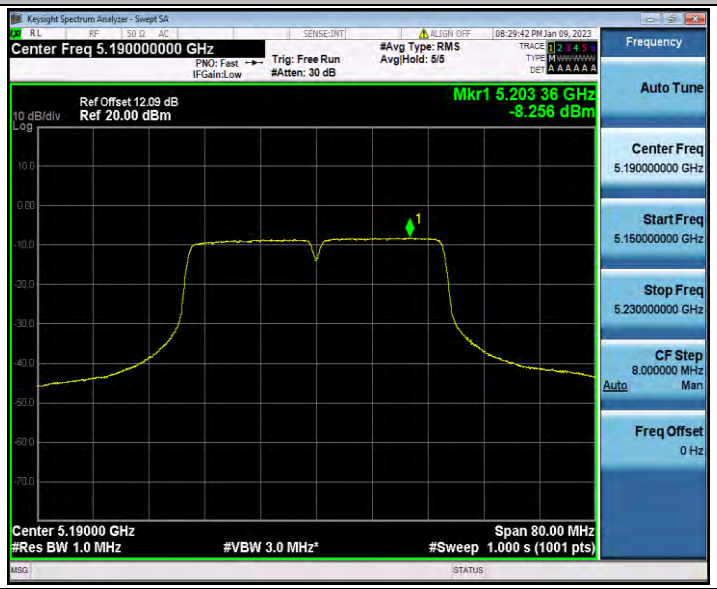

11N40SISO_Ant1_5230

11AC20SISO_Ant1_5180

11AC20SISO_Ant1_5200

11AC20SISO_Ant1_5240

11AC40SISO_Ant1_5190

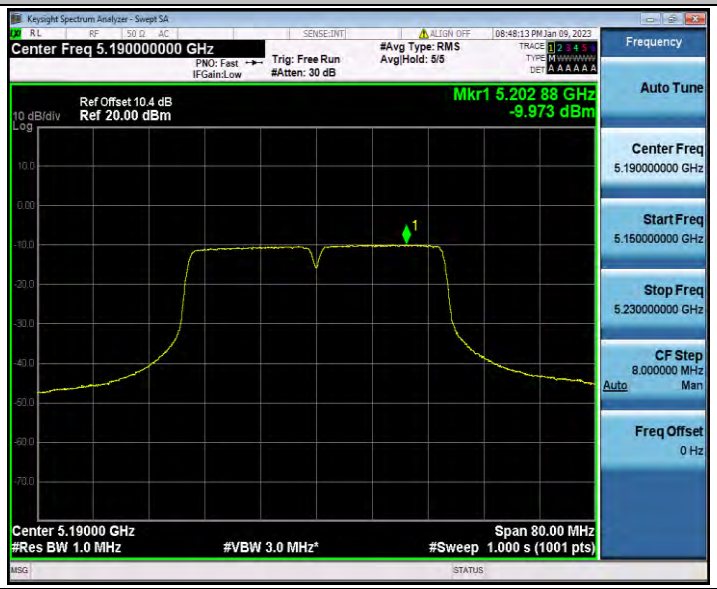

11AC40SISO_Ant1_5230

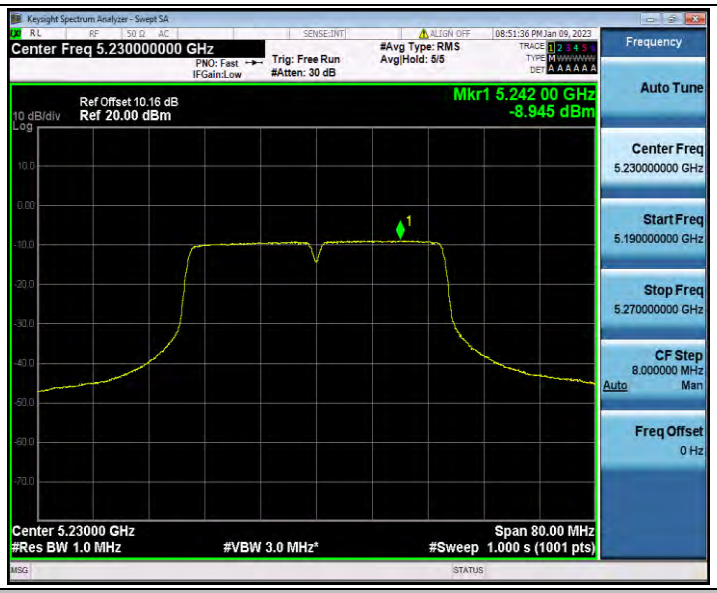

11AX20SISO_Ant1_5180

11AX20SISO_Ant1_5200

11AX20SISO_Ant1_5240

11AX40SISO_Ant1_5190

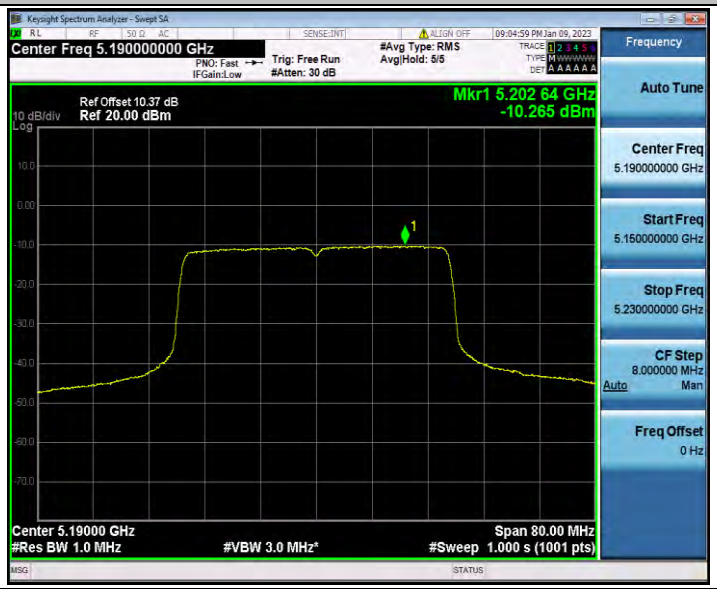

11AX40SISO_Ant1_5230

Keysight Spectrum Analyzer - Swept SA
RL
RF
50 Ω AC
SENSE:INT
ALIGN OFF
09:11:27 PM Jan 09, 2023
Center Freq 5.230000000 GHz
PNO: Fast
IFGain:Low
Trig: Free Run
#Atten: 30 dB
#Avg Type: RMS
Avg|Hold: 5/5
TRACE 1 2 3 4 5 6
TYPE M
DET A A A A A
Frequency
Auto Tune
Center Freq
5.230000000 GHz
Start Freq
5.190000000 GHz
Stop Freq
5.270000000 GHz
CF Step
8.000000 MHz
Auto
Man
Freq Offset
0 Hz
Ref Offset 10.47 dB
10 dB/div
Ref 20.00 dBm
Log
Mkr1 5.241 20 GHz
-8.820 dBm
10.0
0.00
-10.0
-20.0
-30.0
-40.0
-50.0
-60.0
-70.0
1
Center 5.23000 GHz
#Res BW 1.0 MHz
#VBW 3.0 MHz*
Span 80.00 MHz
#Sweep 1.000 s (1001 pts)
MSG
STATUS

Appendix D.6: Band edge measurements

Test Result B1

TestMode	Antenna	ChName	Frequency[MHz]	Result[dBm]	Limit[dBm]	Verdict
11A	Ant1	Low	5180	-37.45	≤-27	PASS
		High	5240	-37.78	≤-27	PASS
11N20SISO	Ant1	Low	5180	-37.71	≤-27	PASS
		High	5240	-37.62	≤-27	PASS
11N40SISO	Ant1	Low	5190	-37.4	≤-27	PASS
		High	5230	-36.75	≤-27	PASS
11AC20SISO	Ant1	Low	5180	-37.96	≤-27	PASS
		High	5240	-38.13	≤-27	PASS
11AC40SISO	Ant1	Low	5190	-36.96	≤-27	PASS
		High	5230	-37.03	≤-27	PASS
11AX20SISO	Ant1	Low	5180	-37.46	≤-27	PASS
		High	5240	-37.21	≤-27	PASS
11AX40SISO	Ant1	Low	5190	-35.32	≤-27	PASS
		High	5230	-36.93	≤-27	PASS

Test Graphs B1

11A_Ant1_Low_5180

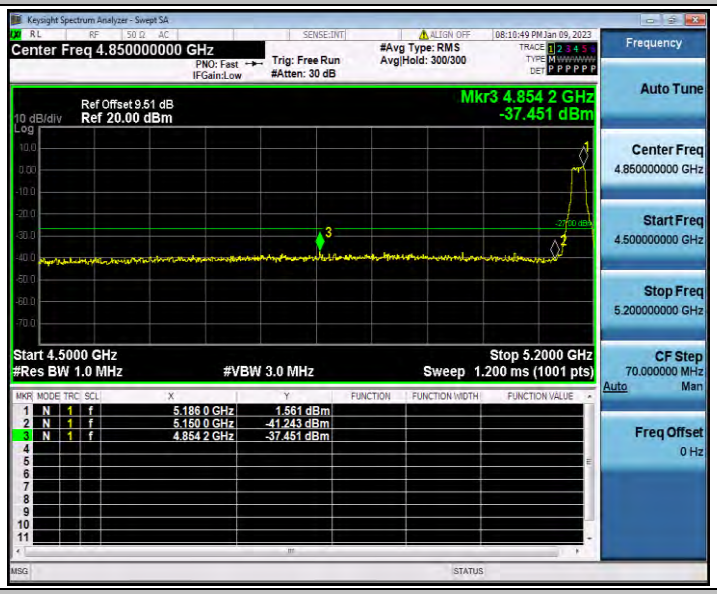

11A_Ant1_High_5240

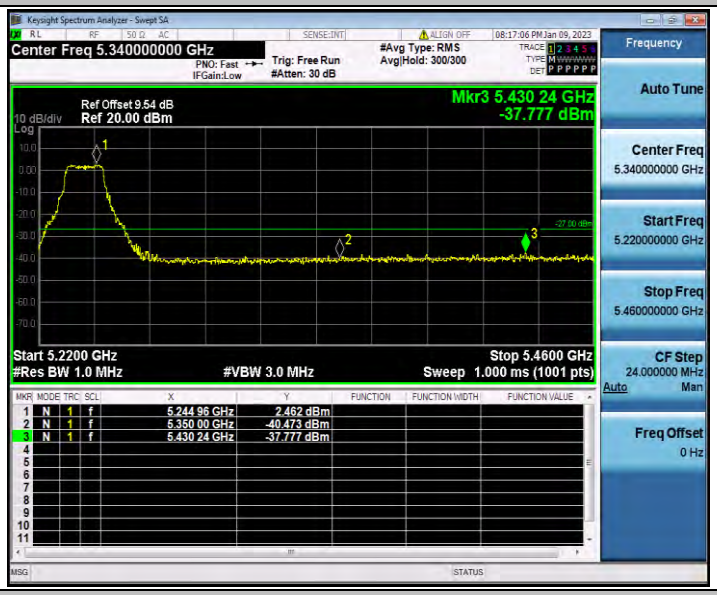

11N20SISO_Ant1_Low_5180

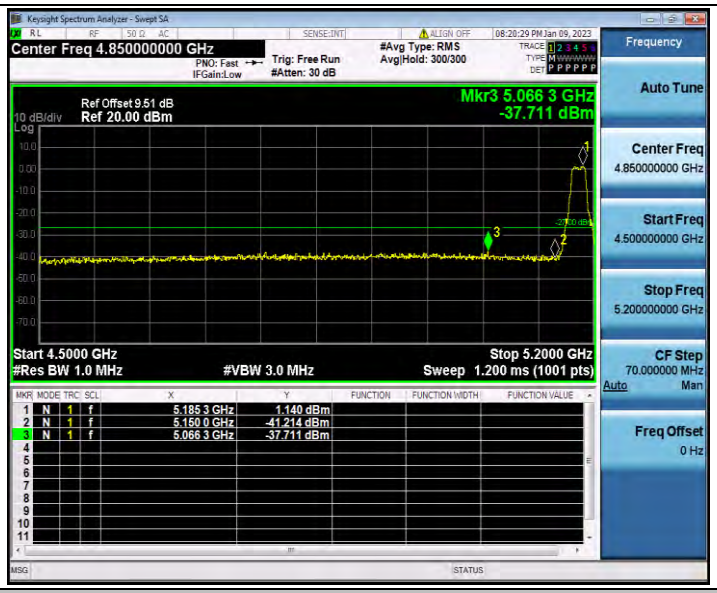

11N20SISO_Ant1_High_5240

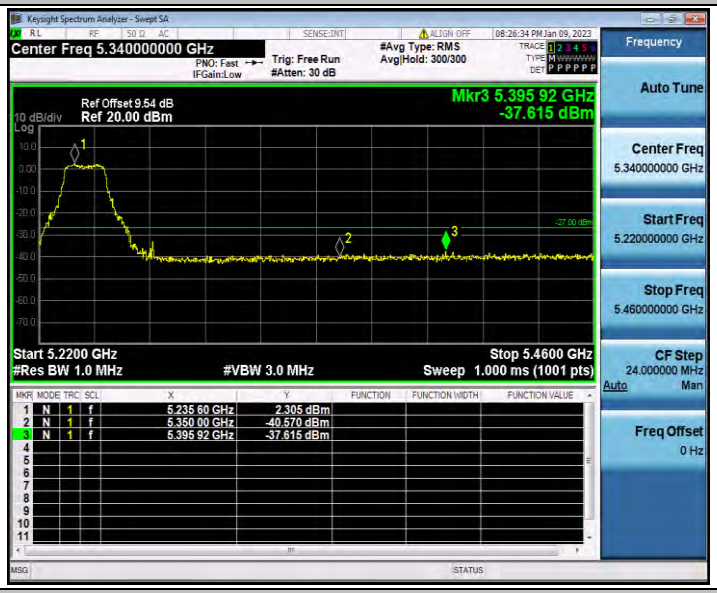

11N40SISO_Ant1_Low_5190

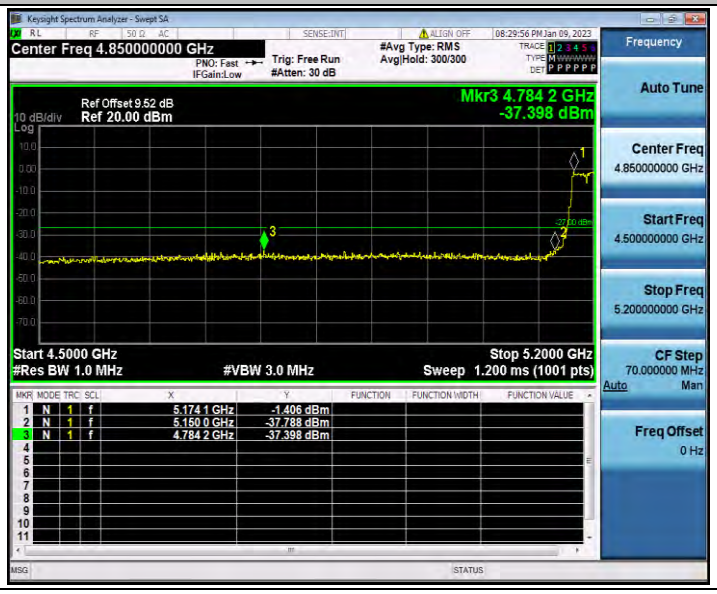

11N40SISO_Ant1_High_5230

11AC20SISO_Ant1_Low_5180

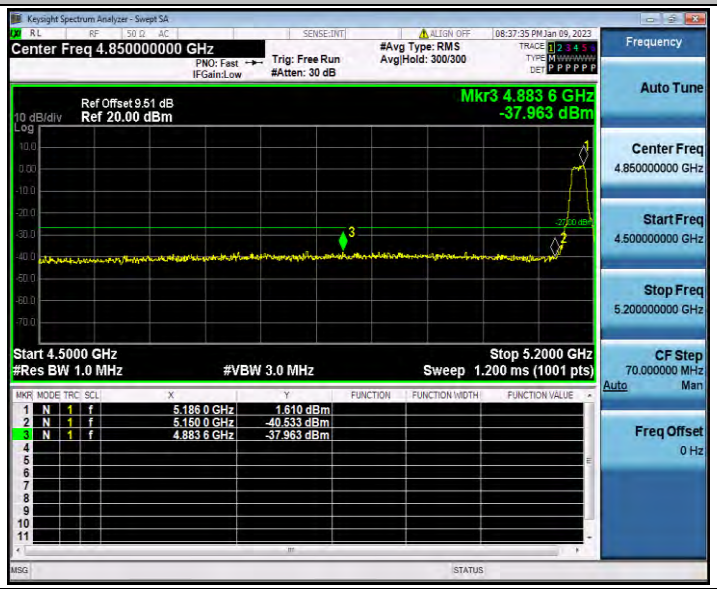

11AC20SISO_Ant1_High_5240

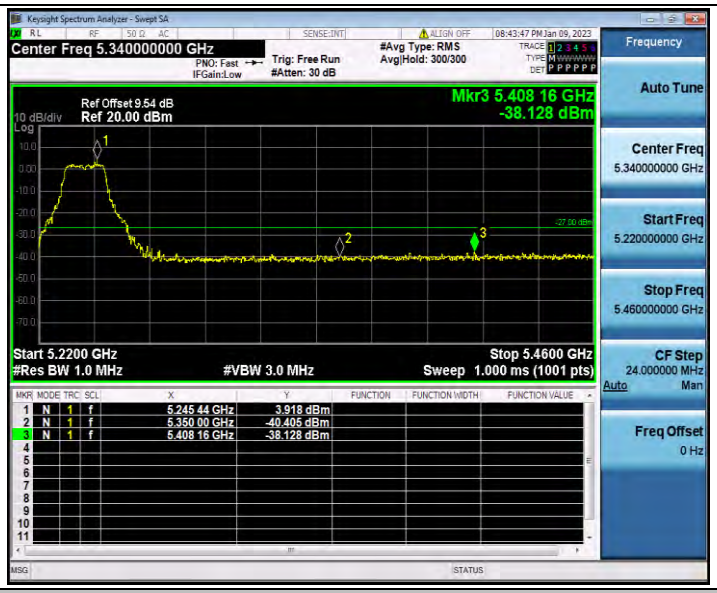

11AC40SISO_Ant1_Low_5190

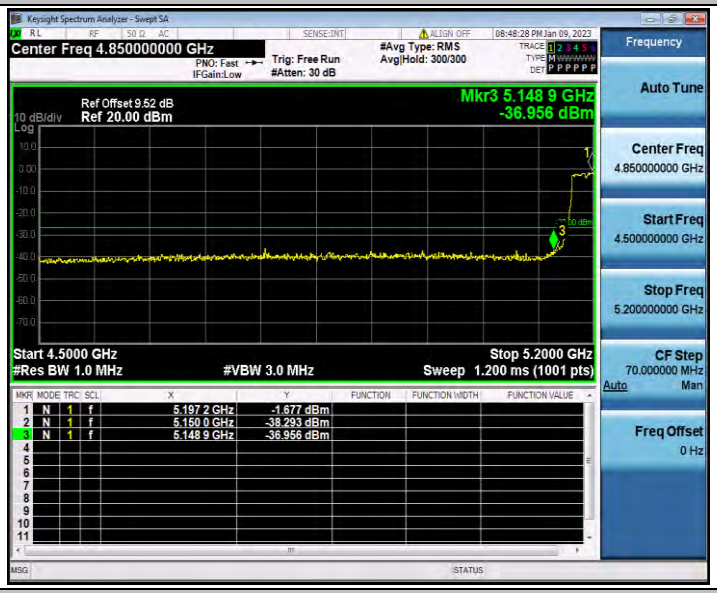

11AC40SISO_Ant1_High_5230

11AX20SISO_Ant1_Low_5180

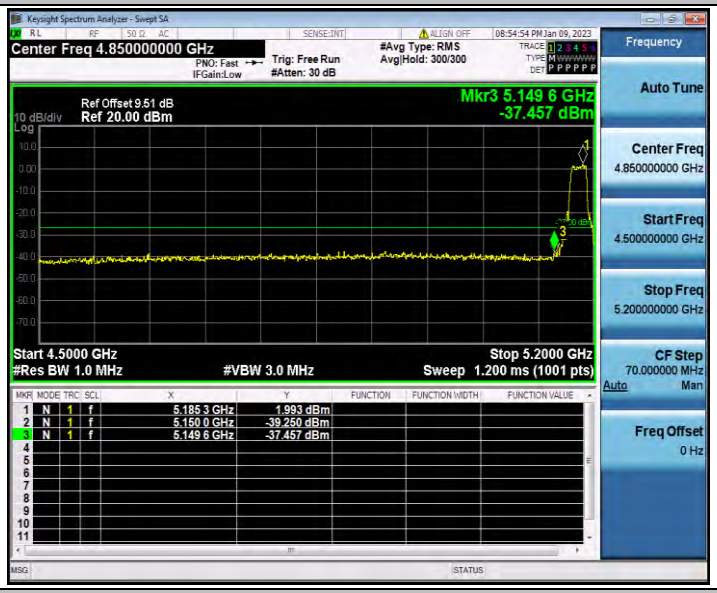

11AX20SISO_Ant1_High_5240

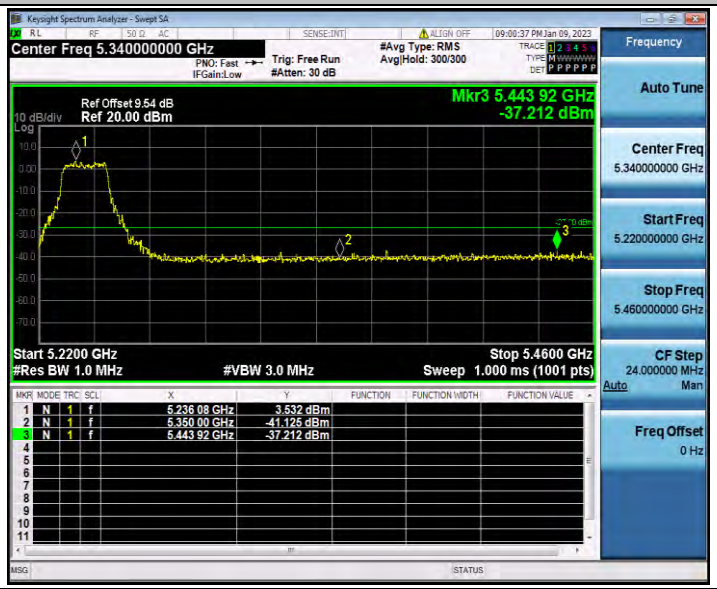

11AX40SISO_Ant1_Low_5190

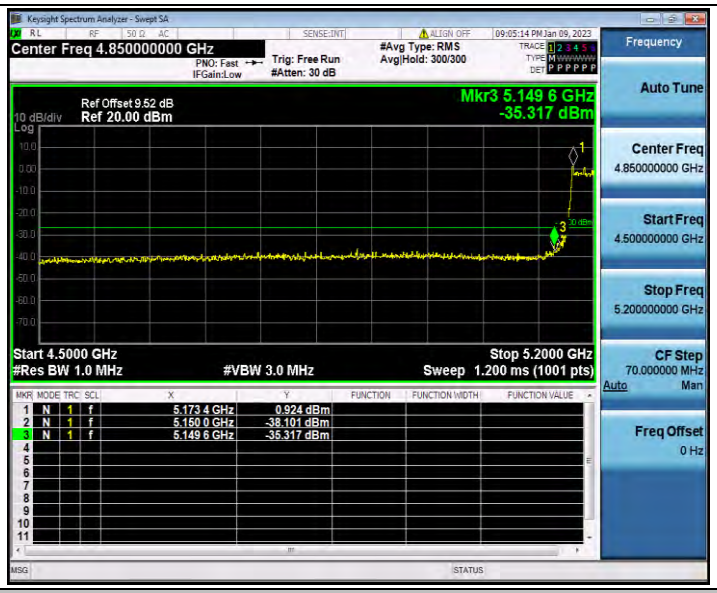

11AX40SISO_Ant1_High_5230

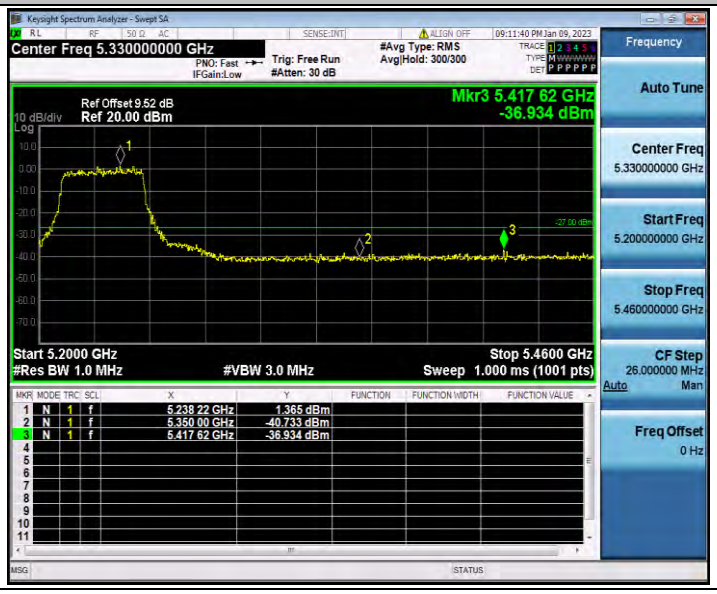

Appendix D.7: Conducted Spurious Emission

Test Result

TestMode	Antenna	Frequency[MHz]	FreqRange [MHz]	Max. Fre [MHz]	Max. Level [dBm]	Limit [dBm]	Verdict
11A	Ant1	5180	30~5140	4906.13	-46.06	≤-27	PASS
			5360~40000	25141.85	-38.48	≤-27	PASS
		5200	30~5140	4787.58	-46.36	≤-27	PASS
			5360~40000	24802.82	-38.41	≤-27	PASS
		5240	30~5140	1762.8	-44.06	≤-27	PASS
			5360~40000	26008.17	-38.18	≤-27	PASS
11N20SISO	Ant1	5180	30~5140	4714.17	-46.44	≤-27	PASS
			5360~40000	25648.22	-37.73	≤-27	PASS
		5200	30~5140	3406.35	-43.86	≤-27	PASS
			5360~40000	24755.21	-37.8	≤-27	PASS
		5240	30~5140	86.04	-45.28	≤-27	PASS
			5360~40000	26534.02	-38	≤-27	PASS
11N40SISO	Ant1	5190	30~5140	85.53	-43.08	≤-27	PASS
			5360~40000	26539.79	-37.82	≤-27	PASS
		5230	30~5140	4198.4	-45.03	≤-27	PASS
			5360~40000	23565.73	-38.17	≤-27	PASS
11AC20SISO	Ant1	5180	30~5140	4738.35	-46.42	≤-27	PASS
			5360~40000	24815.8	-37.38	≤-27	PASS
		5200	30~5140	5077.15	-46.6	≤-27	PASS
			5360~40000	23472.68	-38.1	≤-27	PASS
		5240	30~5140	5066.42	-45.99	≤-27	PASS
			5360~40000	24212.77	-37.95	≤-27	PASS
11AC40SISO	Ant1	5190	30~5140	4790.48	-44.2	≤-27	PASS
			5360~40000	24270.47	-38.04	≤-27	PASS
		5230	30~5140	4199.76	-44.03	≤-27	PASS
			5360~40000	26843.47	-37.84	≤-27	PASS
11AX20SISO	Ant1	5180	30~5140	85.02	-44.23	≤-27	PASS
			5360~40000	24734.29	-38.44	≤-27	PASS
		5200	30~5140	86.55	-44.75	≤-27	PASS
			5360~40000	24271.2	-37.22	≤-27	PASS
		5240	30~5140	86.21	-43.82	≤-27	PASS
			5360~40000	26037.02	-38.58	≤-27	PASS
11AX40SISO	Ant1	5190	30~5140	5135.4	-44.92	≤-27	PASS
			5360~40000	24820.13	-37.47	≤-27	PASS
		5230	30~5140	4168.59	-42.44	≤-27	PASS
			5360~40000	26806.68	-37.66	≤-27	PASS

Test Graphs

11A_Ant1_5180_30~5140

11A_Ant1_5180_5360~40000

11A_Ant1_5200_30~5140

11A_Ant1_5200_5360~40000

11A_Ant1_5240_30~5140

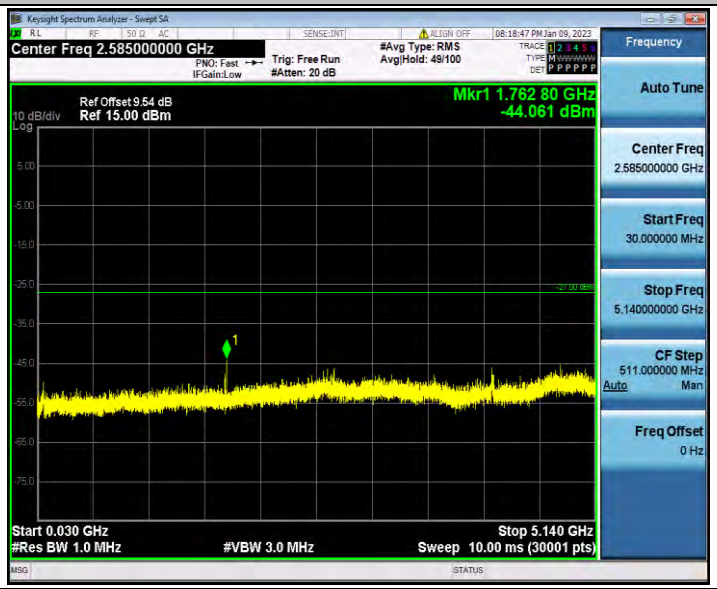

11A_Ant1_5240_5360~40000

11N20SISO_Ant1_5180_30~5140

11N20SISO_Ant1_5180_5360~40000

11N20SISO_Ant1_5200_30~5140

11N20SISO_Ant1_5200_5360~40000

11N20SISO_Ant1_5240_30~5140

11N20SISO_Ant1_5240_5360~40000

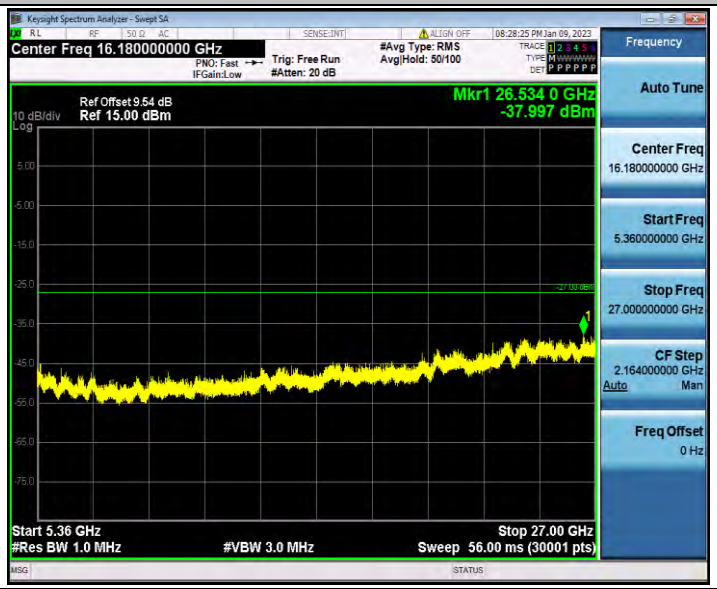

11N40SISO_Ant1_5190_30~5140

11N40SISO_Ant1_5190_5360~40000

11N40SISO_Ant1_5230_30~5140

11N40SISO_Ant1_5230_5360~40000

11AC20SISO_Ant1_5180_30~5140

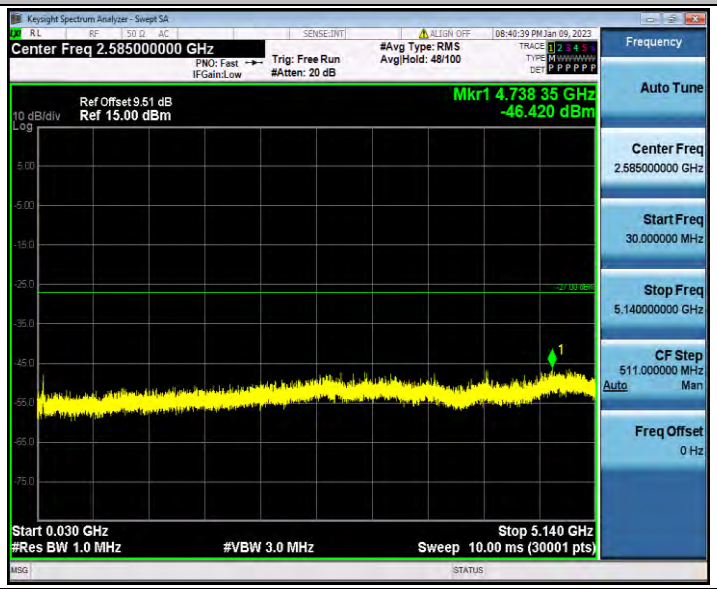

11AC20SISO_Ant1_5180_5360~40000

11AC20SISO_Ant1_5200_30~5140

11AC20SISO_Ant1_5200_5360~40000

11AC20SISO_Ant1_5240_30~5140

11AC20SISO_Ant1_5240_5360~40000

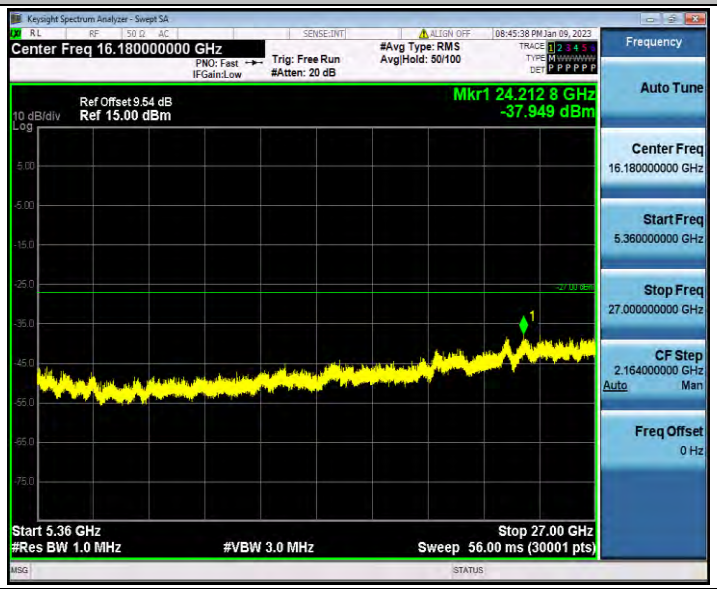

11AC40SISO_Ant1_5190_30~5140

11AC40SISO_Ant1_5190_5360~40000

11AC40SISO_Ant1_5230_30~5140

11AC40SISO_Ant1_5230_5360~40000

11AX20SISO_Ant1_5180_30~5140

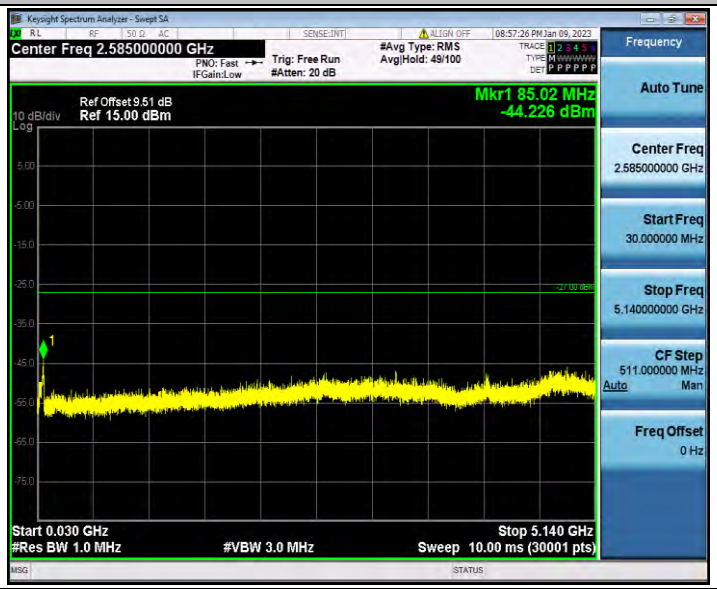

11AX20SISO_Ant1_5180_5360~40000

11AX20SISO_Ant1_5200_30~5140

11AX20SISO_Ant1_5200_5360~40000

11AX20SISO_Ant1_5240_30~5140

11AX20SISO_Ant1_5240_5360~40000

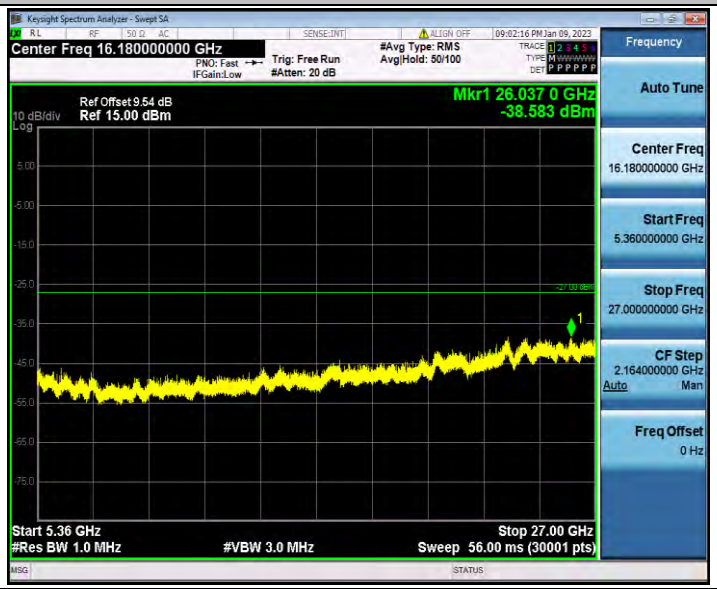

11AX40SISO_Ant1_5190_30~5140

11AX40SISO_Ant1_5190_5360~40000

11AX40SISO_Ant1_5230_30~5140

11AX40SISO_Ant1_5230_5360~40000