USER GUIDE

CT-S2

Gubo

KID SPORT WATCH

Preface

Thank you for choosing S2,this is a stylish kids smart watch that can help you achieve your sports goals. Which is suitable for children over 3 years old.

Package Contents:

- S2 Kid Sports Watch x1
- User Manual x1
- Magnetic Charging Cable x1

Initial configuration

First download & install the App CO-FIT, and create an account to make sure the watch can synchronize the data it collects with the App.

On the APP, you can check the movement data of the watch for the day, setting sports goals and many other very interesting content.

Connect the watch to your mobile phone

CO-FIT APP supports the operating systems of IOS11.0 or Android 5.0 or above, and Bluetooth 5.0. It is available for more than 150 smart phones.

1.Turn on the Bluetooth on the watch and mobile phone.

2.Download APP: CO-FIT

Download on the App Store

App Store:CO-FIT

Download on the Android

Android:CO-FIT

CO-FIT

3.After installing the APP, enter the home page.

4.Follow the instructions on the screen to connect or pair the smartwatch to the mobile device.
When pairing, make sure that the watch and mobile device can communicate with each other (synchronize data).

Open APP> Device> Add A New Device> Select CT-S2

5.Select the Bluetooth name CT-S2 with the strongest signal from the list. Then the watch will show paring notification, click to confirm pairing. Then you will see the Bluetooth icon on the right top on the watch is blue and you have connected the Bluetooth 5.0.

(You need to use Android 5.0+ or iOS 11.0+ and above and the watch can only be paired with one mobile phone. To pair other mobile phones, please unbind the current one before pairing.)

Specifications

Waterproof: IP68

Battery life: 7-15 days

Battery: 280 mAh

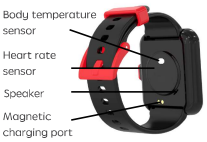

Replace the strap

S2 Kid **sport** watch consists of two parts (watch body and wristband), the wristband can be disassembled and replaced by itself, and can be replaced at any time as you like.

Charging instructions

Charge:

・Turn the watch over,align and attach the charging pins to the magnets gold prongs.You will see the charging icon on the watch screen after 2s.

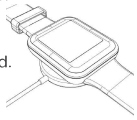

・Charging fully may take 2 hours. you will see the battery icon is full if the watch have been fully charged.

・Please clean the charge interface before charging for fear that the remaining sweat erode gold metal contact or other risks.
Charging must be done by the parent

Low battery reminder:
If the battery is too low, the low battery warning screen is displayed.
After the battery charge reminder, only the analog dial and digital can be seen.
At this time, it needs to be charged immediately.

Product Introduction

S2 Kid sports watch with rich functions and easy to operate.The weight of the watch is only 31.4g, comfortable to wear.Space theme and Gobi character expression interaction make the watch more interesting.S2 can also record exercise and health testing.
Through sports,children can unlock more games and sports medals,to encourage children to do more exercise
Welcome OEM/ODM item.
Support to customize the packaging box, color, software and UI icons, user manual

Clock Faces Switch

Built-in 10 clock faces,It can push a large number of exquisite clock face through APP.Hold the screen for 3 seconds,wipe left and right to select the clock face, and click to complete the replacement.

Gobi Emoji Interaction

When the main screen of the dial is on,click the home button to access the Gobi emoji.And swipe up,down, left,right, long press the screen, shake the watch,Gobi will show different emoji and interact with children. press the home button again to return to the main dial.

Operate Instructions

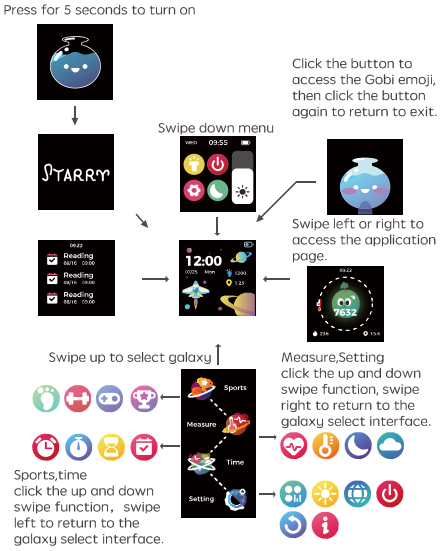

Function Introduction

Sport galaxy

Step Count:

Open the “Step Count” App in the watch;display the number of steps and calorie distance of the day’s exercise.
Click on the upper right corner to view the top 5 steps.
Encourage children keep breaking records.

Sports:

The S2 watch supports up to 6 sport modes including, walking, running, climbing, cycling, basketball, football

Tap the screen and press the side button then start exercise, Halfway,tap the screen/press the side button to the switch,you can choose to continue/finish.

Exercise less than 10 minutes will not be recorded,encourage the kids keep exercising.
Exercise for 10 minutes can complete one exercise record.
Exercise for an hour and get a medal for this exercise.

HAVE A NICE DAY!

Games:

There are three puzzle games in the watch,and the APP will keep to update new games.
The game can be played only after the number of steps reached on the day is unlocked.Children are encouraged to exercise more.

- **Cut fruits**

Game description:Reached 500 steps on the same day can unlock this game. Slide your finger to avoid bombs and cut the falling fruits to challenge higher points.

- **Shoot the ball**

Game description:Reached 3000 steps on the same day can unlock this game, click the screen to shoot the ball, break through Gobi's defense, throw basketball into the moving basket, get the higher points.

- **Spacecraft**

Game description:Reached 6000 steps on the same day can unlock this game, +−×÷ puzzle arithmetic,click to the correct answer, avoid the meteorite, and take Gobi back home in the limited time.

Honor bar

The honor bar is a virtual medal obtained through sports records,in order to encourage the children to do exercise. After wearing the watch, if the sports goal is reached, the screen will light up and the medal will show for 5 seconds, and the corresponding badge in the honor bar will increase by one pcs.5000 steps get bronze trophy, 10000steps get silver trophy, 15000 steps get gold trophy.

6 types sports mode,do exercise for 1 hour can get the corresponding badge.

Detect galaxy

Heart rate:

After wearing the watch properly,it can detect the heart rate in the following ways:

Turn on the heart rate function on the watch it will automatically detect the heart rate;

Connecting to the APP set the automatic monitoring time

Segments and monitoring intervals(Detection once every 15/30/60/120 minutes).

Body temperature:

After wearing the watch correctly, turn on the temperature function and automatically measure the temperature after entering.

Sleep:

After wearing the watch correctly, turn on "Sleep" function to check your sleep status.

Weather:

Connect to the APP,the real-time weather will display on the watch.

Time galaxy

Alarm Clock:

Set the alarm clock on the APP, when it’ s the time, will pop-up alert.

Stop Watch:

Electronic timer, to record one or more time periods.

Countdown:

Calculate the remaining time.

Reminder:

Set items on the mobile phone, sync alerts on the watch.

Set the galaxy

QR code

CO-FIT

Brightness

Click the left side of the screen (reduce) Or right (enhanced) to adjust screen brightness

Language Setting

Language: English, Japanese. Languages can be customized as required.

Power off

Click the icon to shut down

Reset

Restore factory settings

About

Information about the watch.

Drop down shortcut menu

1. Flashlight
2. Power off
3. Setting
4. Do not disturb mode
5. Brightness adjustment

Troubleshooting

Heart-rate signal missing

The S2 Kid **sport** watch keeps paying attention to your heart rate data during your exercise and your daily life. Sometime the watch may not get a suitable heart rate signal. At this time, the missing heart rate data will appear at the dotted line.

If you can’ t get the hear trate signd,first you should confirm that you wearthe watch correctly, adjust it to avoid being too high or too low,neither too tight or too loose on your wrist.
After adjustment,tun on real-time hear rate monltoring to get the data.
If there is still no heart rate data,check if the heart rate monitoring function is turned on at CO-FIT App

Other problems.

If your mobile cannot pair the watch, click Settings-Bluetooth in your mobile and check if there is signal of S2.If yes, it means there is no problem with the Bluetooth signal.Please check if the watch is paired with other phones,please unbind it. IOS device users should click Setting -Bluetooth - ignore this device and then pair it.

Exemption Clause

1. The Hear Rate and Blood Pressure data output by S2 are not intended to be a medical or diagnostic basis.
2. Self-diagnosis and self-treatment are dangerous. Only qualified physicians are allowed to diagnose and treat high blood pressure or any other heart diseases. Please contact your physician for more professional diagnostic opinions.

3. The data and information of heart rate and blood pressure provided by S2 may not be completely accurate and may exceed the tolerance as per the specification stated in the document due to diuerent factors, such as interference with signal from external sources, incorrect wearing position and changes in weather conditions or user's body condition.
4. DO NOT adjust any of your medication or therapeutic schedule based on the results output by S2. Please follow the doctor's instructions before taking any treatment or medication.
We disclaim all liability arising from such inaccuracy and assumes no responsibility for the consequences of use of such data and information.

Warranty Clause

Our company always pursues the service concept of "creating value for customers"
We offer 1 year warranty period for S2 smart watch. If there is any damage or malfunction during normal use, the warranty service will be provided to the customer for free after confirmation by our technician.The following conditions are not covered by the warranty:
A. Accident or human damage
B. Testing, repairing or disassembling without authorization
C. Contamination due to human reasons
D. Damage caused by connection with equipment which is not compatible
E. Natural aging
F. Damage caused by force majeure
Manuf.date: 01/12/21

FCC Caution：
This device complies with part 15 of the FCC Rules. Operation is subject to the following two conditions: (1) This device may not cause harmful interference, and (2) this device must accept any interference received, including interference that may cause undesired operation.

Any Changes or modifications not expressly approved by the party responsible for compliance could void the user's authority to operate the equipment.

Note: This equipment has been tested and found to comply with the limits for a Class B digital device, pursuant to part 15 of the FCC Rules. These limits are designed to provide reasonable protection against harmful interference in a residential installation. This equipment generates uses and can radiate radio frequency energy and, if not installed and used in accordance with the instructions, may cause harmful interference to radio communications. However, there is no guarantee that interference will not occur in a particular installation. If this equipment does cause harmful interference to radio or television reception, which can be determined by turning the equipment off and on, the user is encouraged to try to correct the interference by one or more of the following measures:
-Reorient or relocate the receiving antenna.
-Increase the separation between the equipment and receiver.
-Connect the equipment into an outlet on a circuit different from that to which the receiver is connected.
-Consult the dealer or an experienced radio/TV technician for help.

The device has been evaluated to meet general RF exposure requirement. The device can be used in portable exposure condition without restriction.