n20 2462MHz Ant1 Ref

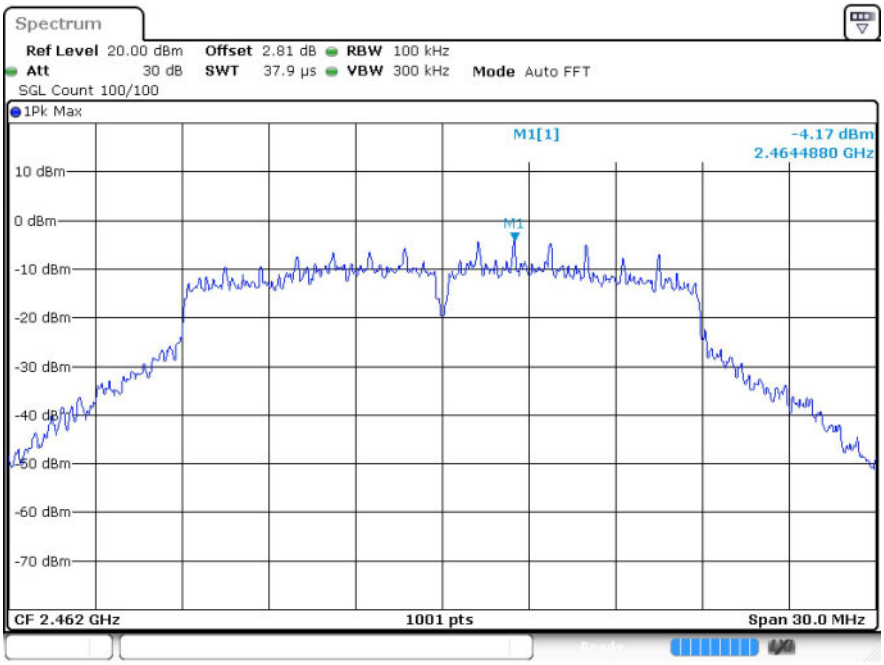

n20 2462MHz Ant1 Emission

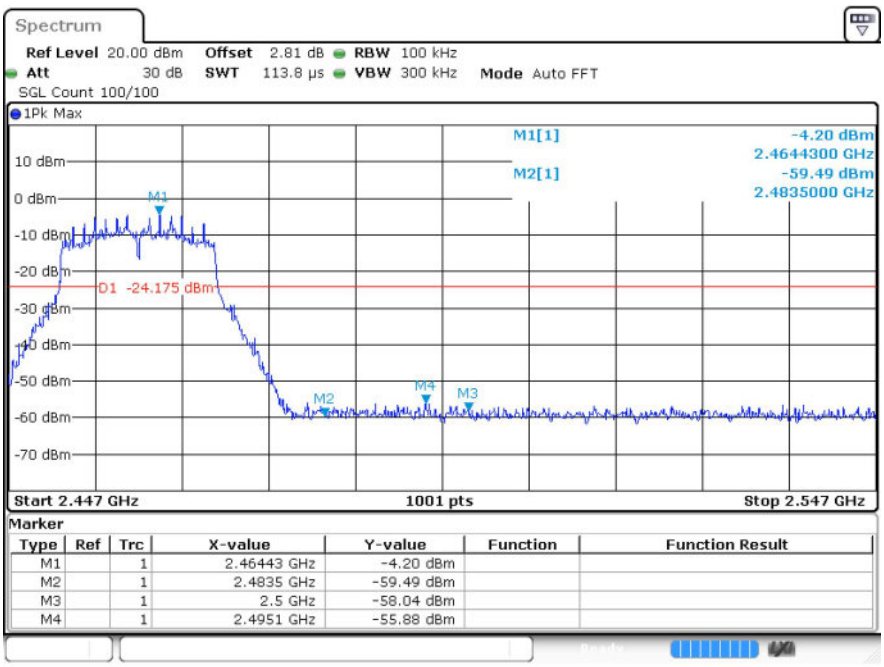

Type	Ref	Trc	X-value	Y-value	Function	Function Result
M1		1	2.46443 GHz	-4.20 dBm		
M2		1	2.4835 GHz	-59.49 dBm		
M3		1	2.5 GHz	-58.04 dBm		
M4		1	2.4951 GHz	-55.88 dBm		

n40 2422MHz Ant1 Ref

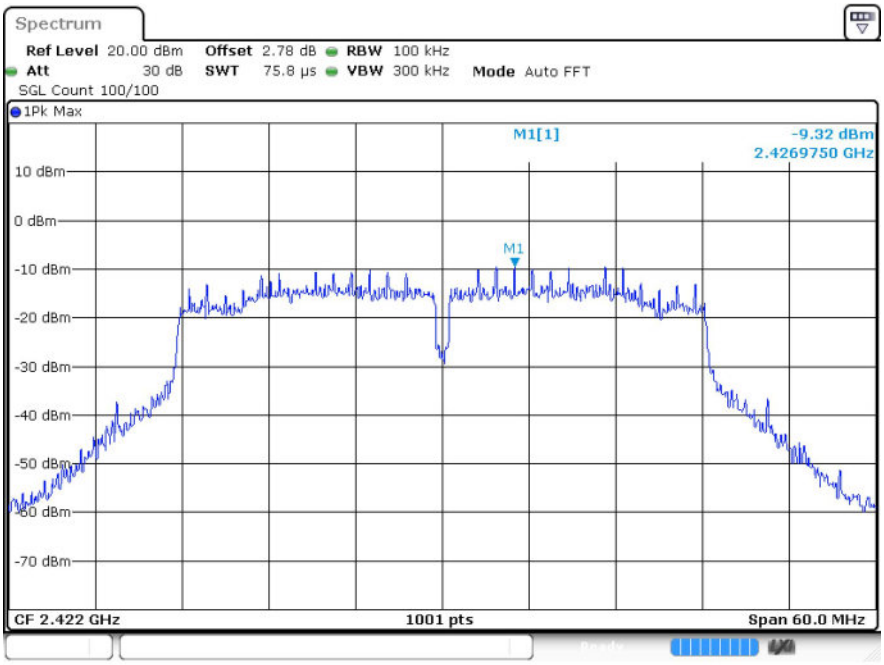

n40 2422MHz Ant1 Emission

Marker

Type	Ref	Trc	X-value	Y-value	Function	Function Result
M1		1	2.41699 GHz	-8.97 dBm		
M2		1	2.4 GHz	-41.90 dBm		
M3		1	2.39 GHz	-59.66 dBm		
M4		1	2.3772 GHz	-55.39 dBm		

n40 2452MHz Ant1 Ref

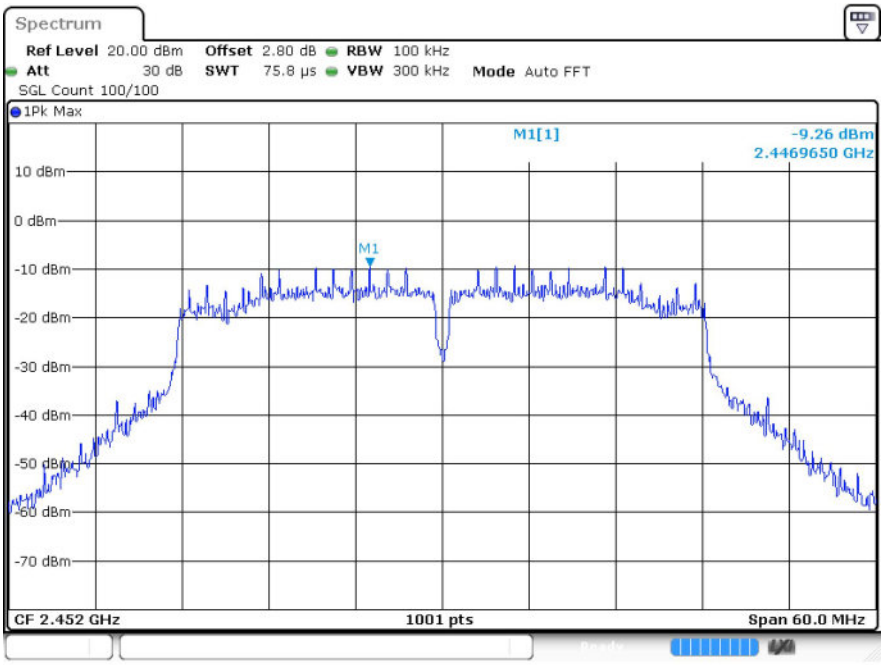

n40 2452MHz Ant1 Emission

6 Conducted RF Spurious Emission

6.1 Test Result

Mode	Frequency (MHz)	Antenna	Max Value (dBc)	Limit (dBc)	Verdict
b	2412	Ant1	-42.55	-20	Pass
b	2437	Ant1	-41.73	-20	Pass
b	2462	Ant1	-43.14	-20	Pass
g	2412	Ant1	-40.1	-20	Pass
g	2437	Ant1	-39.3	-20	Pass
g	2462	Ant1	-39.1	-20	Pass
n20	2412	Ant1	-38.16	-20	Pass
n20	2437	Ant1	-39.34	-20	Pass
n20	2462	Ant1	-39.13	-20	Pass
n40	2422	Ant1	-32.71	-20	Pass
n40	2437	Ant1	-34.16	-20	Pass
n40	2452	Ant1	-33.25	-20	Pass

6.2 Test Graphs

Test Graphs

b 2412MHz Ant1 Ref

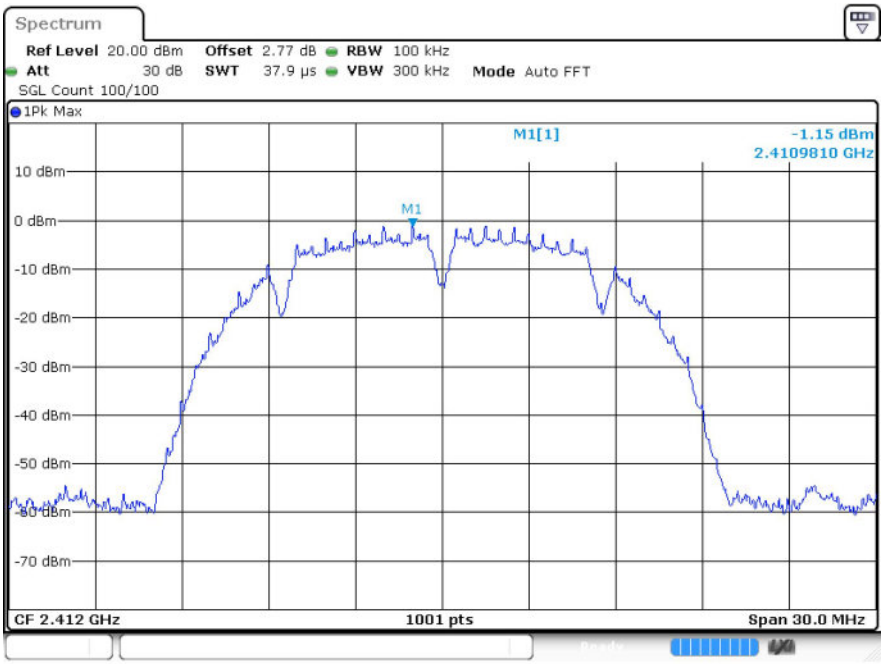

b 2412MHz Ant1 Emission

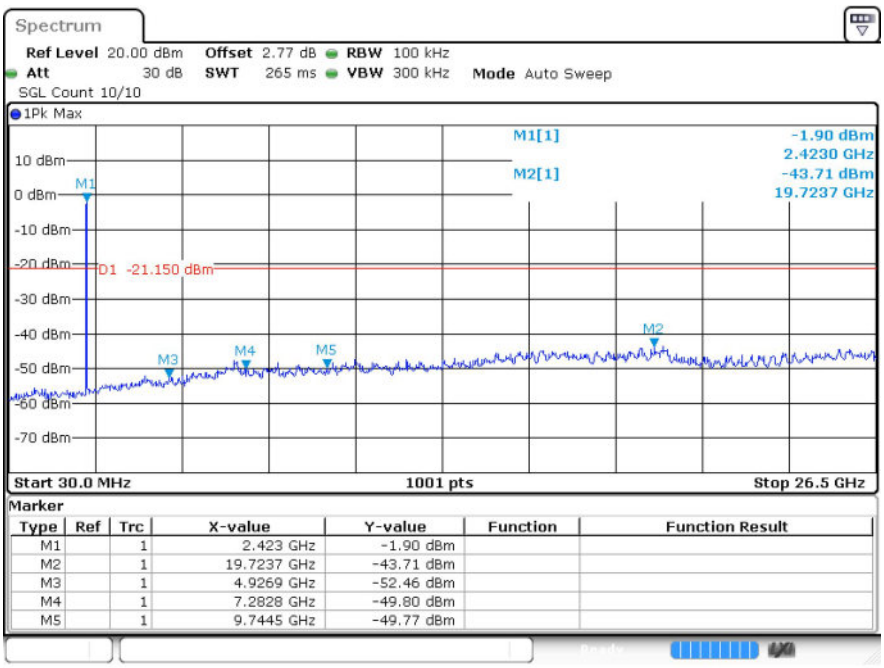

Marker

Type	Ref	Trc	X-value	Y-value	Function	Function Result
M1		1	2.423 GHz	-1.90 dBm		
M2		1	19.7237 GHz	-43.71 dBm		
M3		1	4.9269 GHz	-52.46 dBm		
M4		1	7.2828 GHz	-49.80 dBm		
M5		1	9.7445 GHz	-49.77 dBm		

b 2437MHz Ant1 Ref

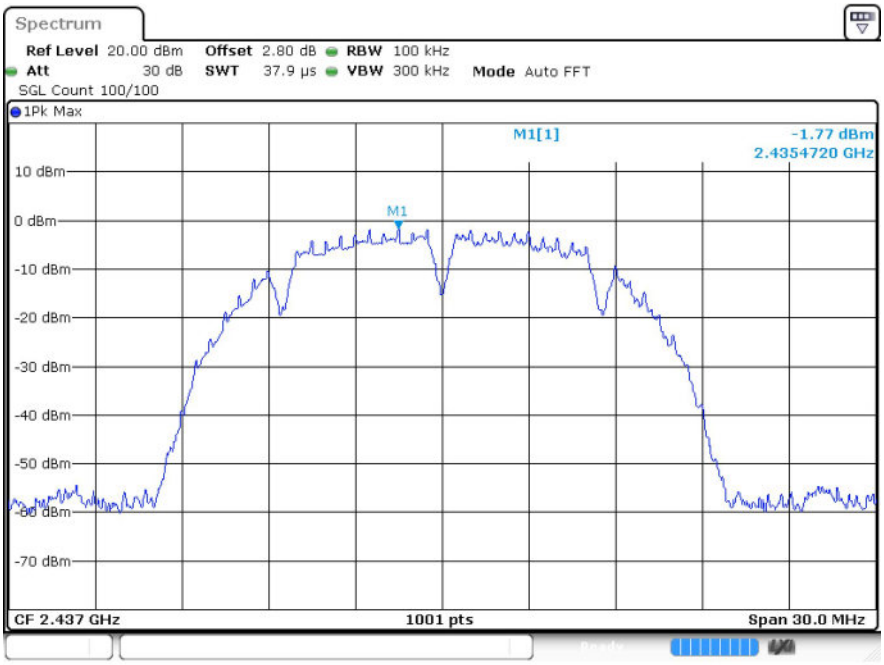

b 2437MHz Ant1 Emission

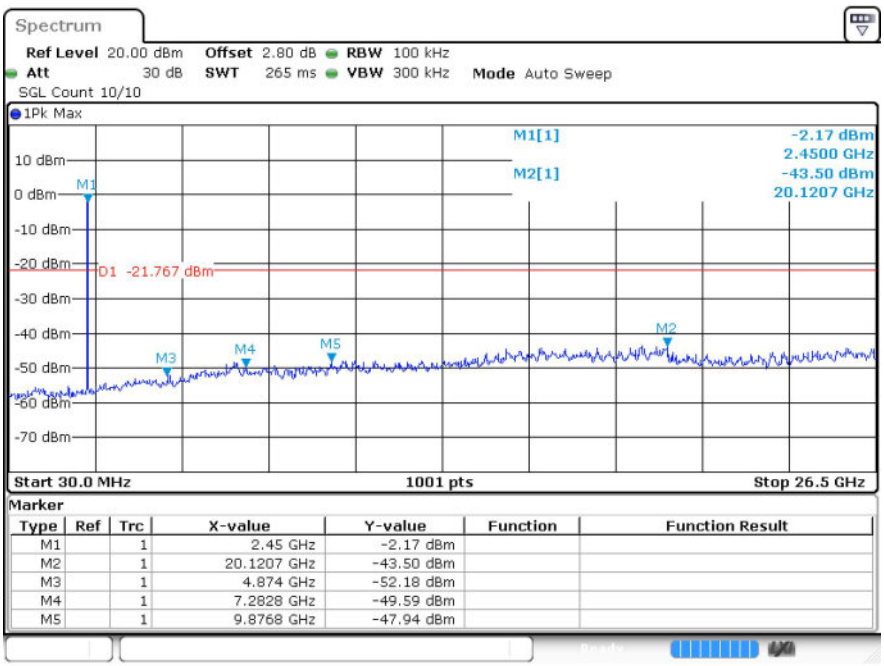

Marker

Type	Ref	Trc	X-value	Y-value	Function	Function Result
M1		1	2.45 GHz	-2.17 dBm		
M2		1	20.1207 GHz	-43.50 dBm		
M3		1	4.874 GHz	-52.18 dBm		
M4		1	7.2828 GHz	-49.59 dBm		
M5		1	9.8768 GHz	-47.94 dBm		

b 2462MHz Ant1 Ref

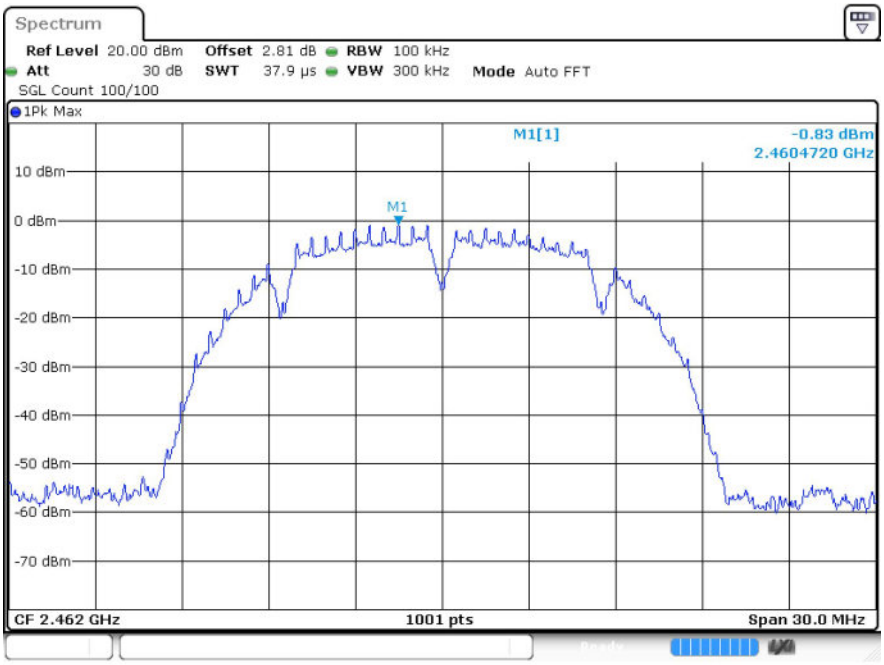

b 2462MHz Ant1 Emission

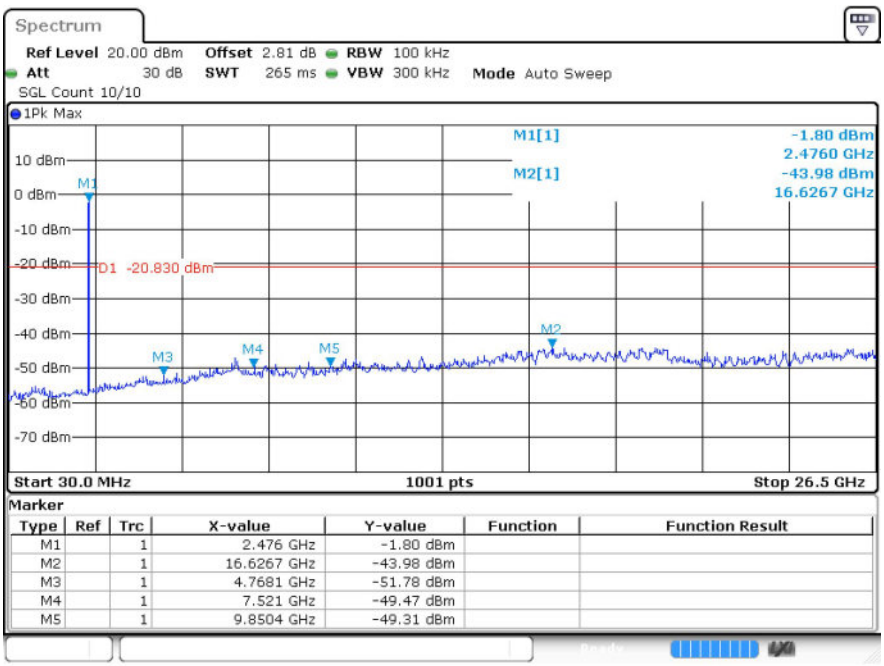

Marker

Type	Ref	Trc	X-value	Y-value	Function	Function Result
M1		1	2.476 GHz	-1.80 dBm		
M2		1	16.6267 GHz	-43.98 dBm		
M3		1	4.7681 GHz	-51.78 dBm		
M4		1	7.521 GHz	-49.47 dBm		
M5		1	9.8504 GHz	-49.31 dBm		

g 2412MHz Ant1 Ref

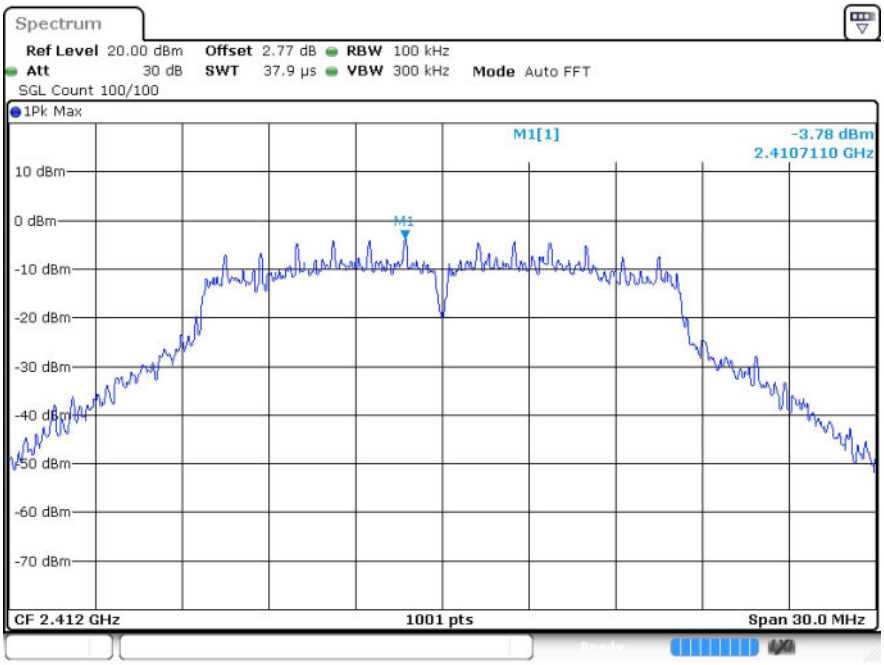

g 2412MHz Ant1 Emission

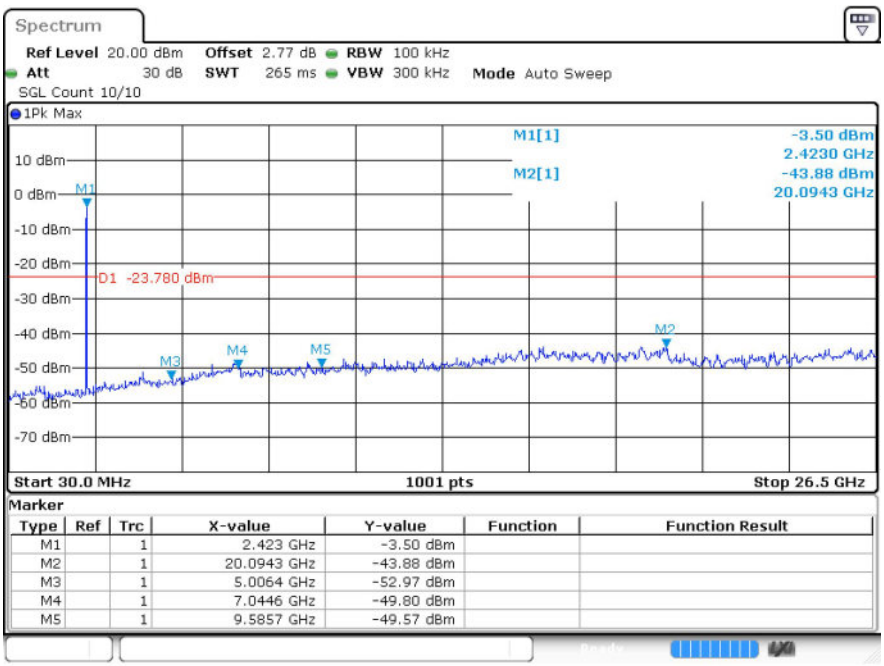

Marker

Type	Ref	Trc	X-value	Y-value	Function	Function Result
M1		1	2.423 GHz	-3.50 dBm		
M2		1	20.0943 GHz	-43.88 dBm		
M3		1	5.0064 GHz	-52.97 dBm		
M4		1	7.0446 GHz	-49.80 dBm		
M5		1	9.5857 GHz	-49.57 dBm		

g 2437MHz Ant1 Ref

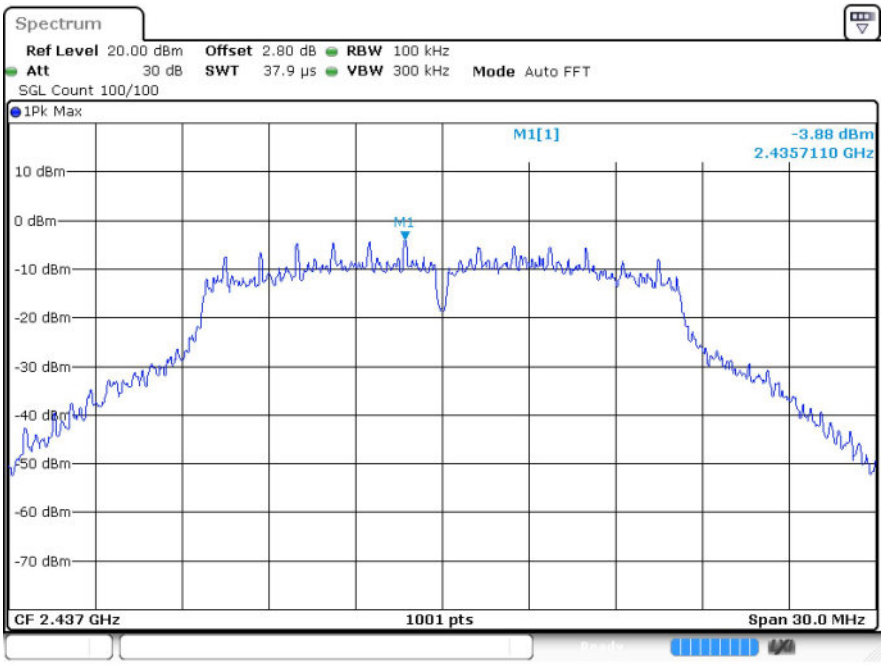

g 2437MHz Ant1 Emission

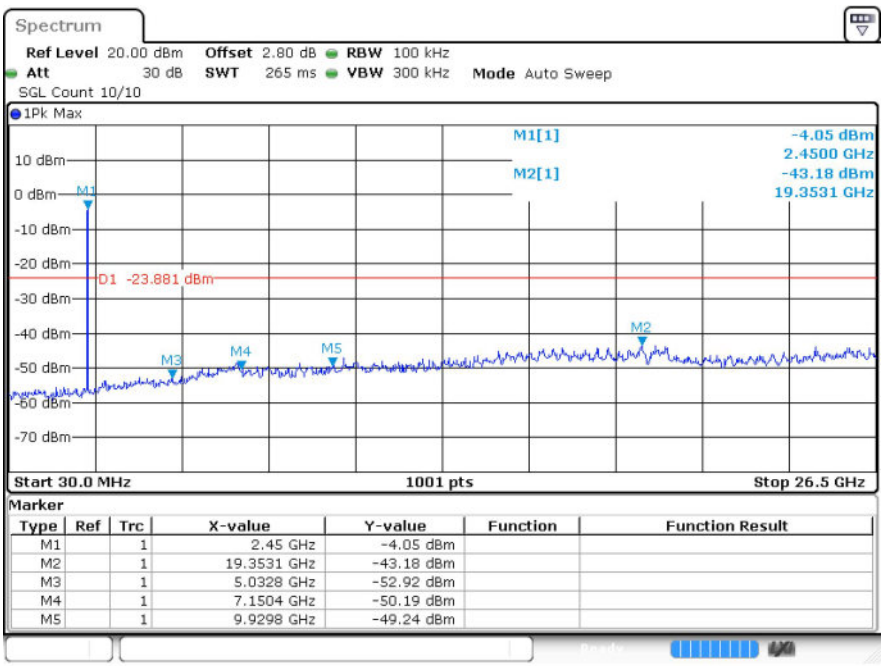

Marker

Type	Ref	Trc	X-value	Y-value	Function	Function Result
M1		1	2.45 GHz	-4.05 dBm		
M2		1	19.3531 GHz	-43.18 dBm		
M3		1	5.0328 GHz	-52.92 dBm		
M4		1	7.1504 GHz	-50.19 dBm		
M5		1	9.9298 GHz	-49.24 dBm		

g 2462MHz Ant1 Ref

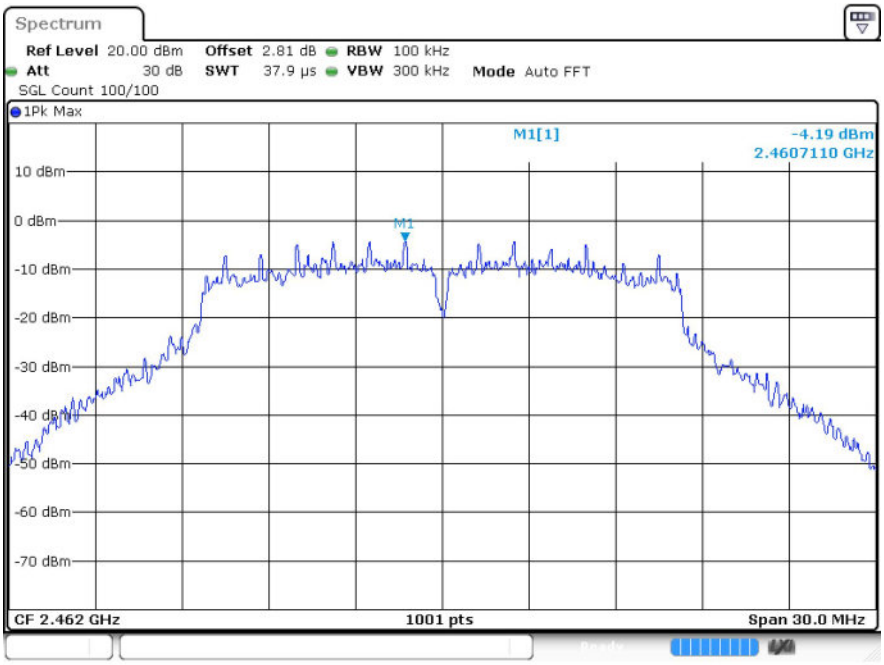

g 2462MHz Ant1 Emission

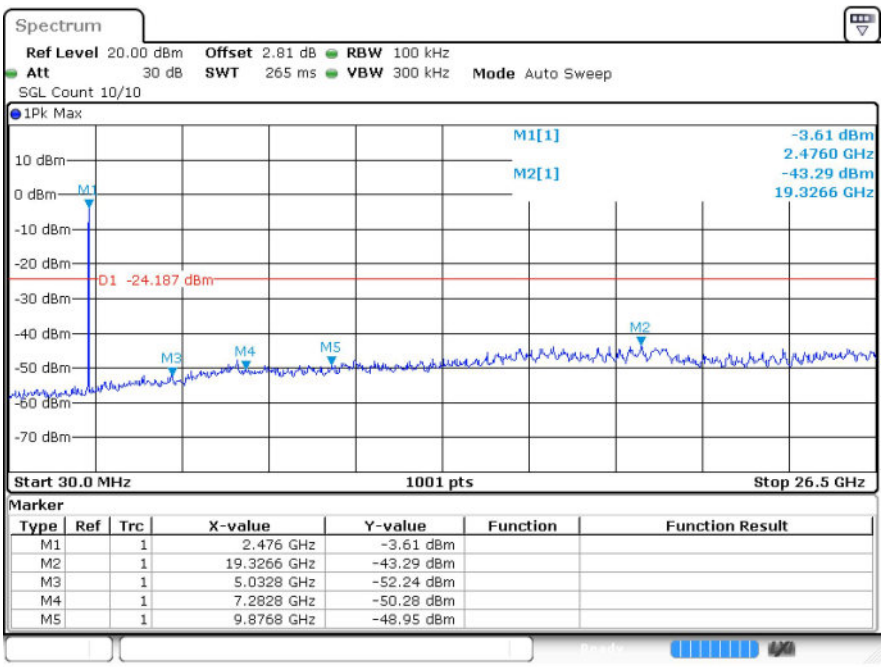

Marker

Type	Ref	Trc	X-value	Y-value	Function	Function Result
M1		1	2.476 GHz	-3.61 dBm		
M2		1	19.3266 GHz	-43.29 dBm		
M3		1	5.0328 GHz	-52.24 dBm		
M4		1	7.2828 GHz	-50.28 dBm		
M5		1	9.8768 GHz	-48.95 dBm		

n20 2412MHz Ant1 Ref

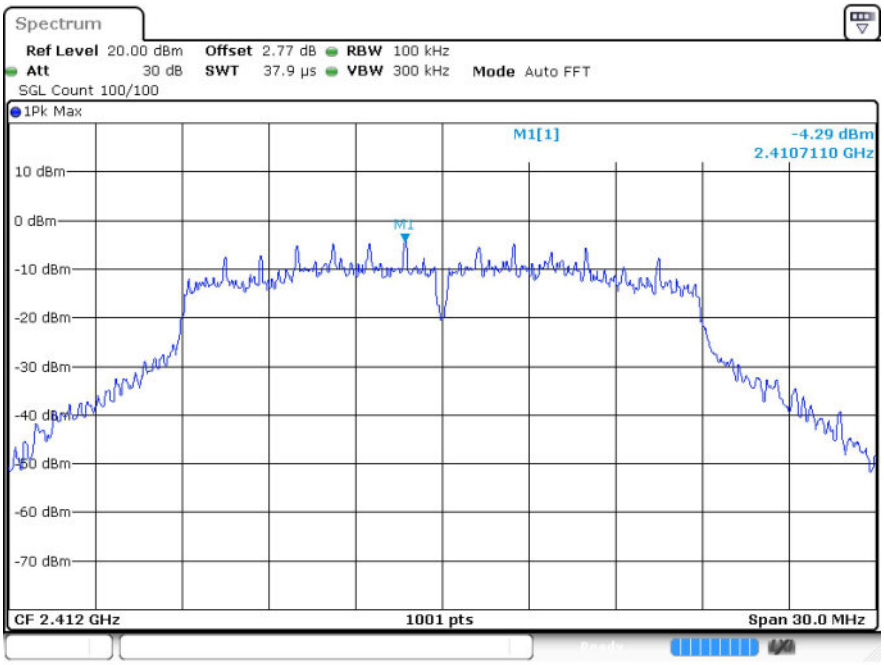

n20 2412MHz Ant1 Emission

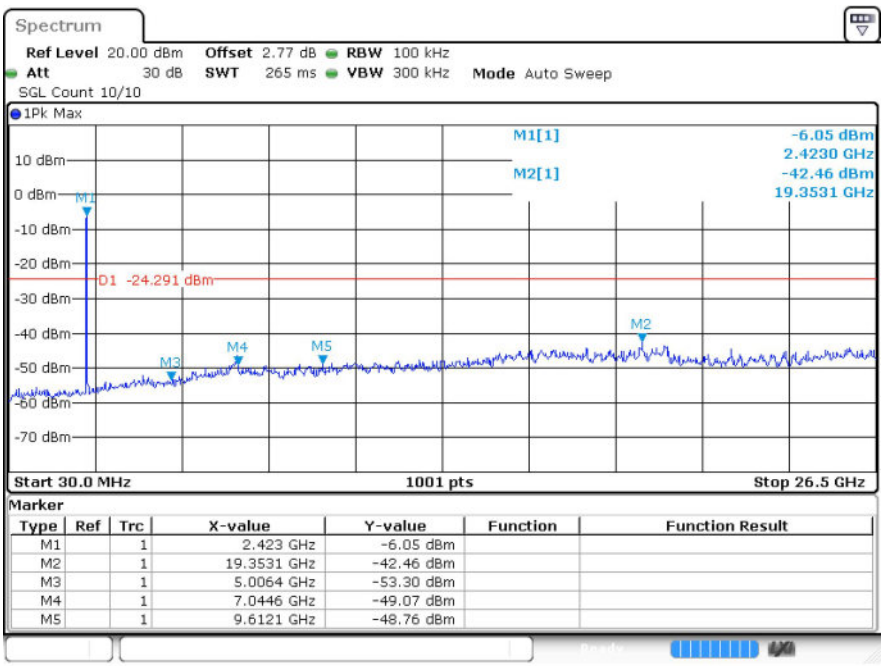

n20 2437MHz Ant1 Ref

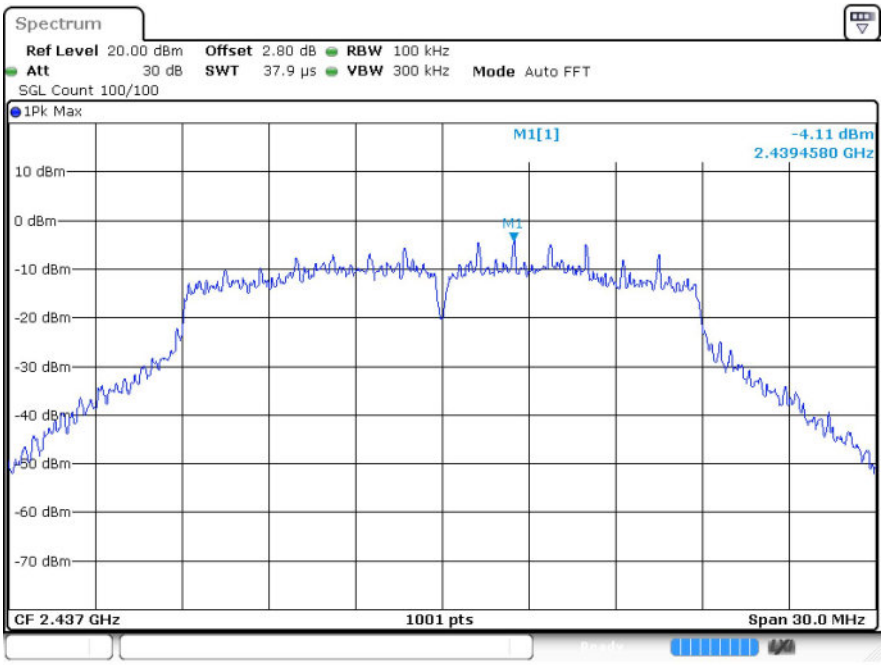

n20 2437MHz Ant1 Emission

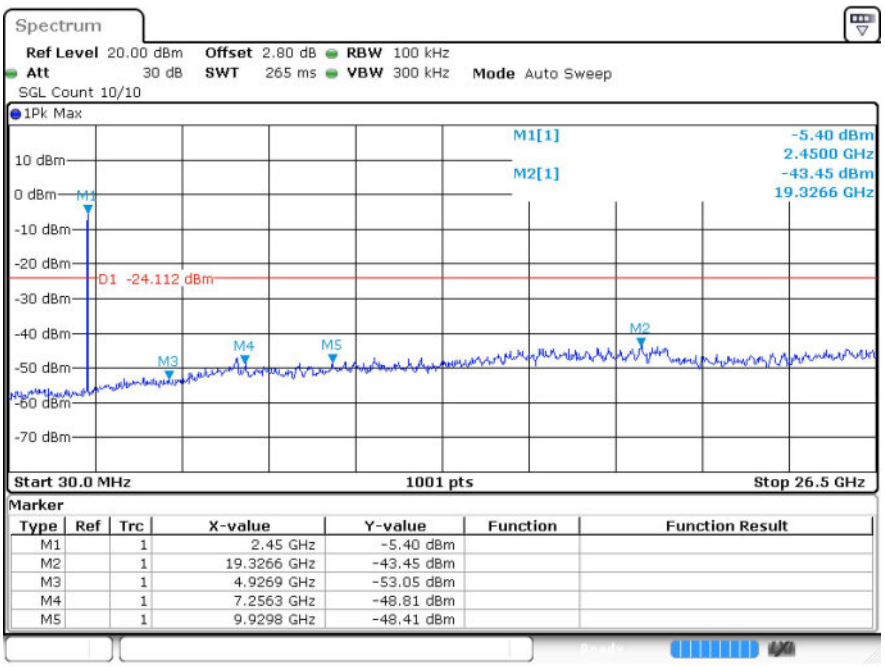

Marker

Type	Ref	Trc	X-value	Y-value	Function	Function Result
M1		1	2.45 GHz	-5.40 dBm		
M2		1	19.3266 GHz	-43.45 dBm		
M3		1	4.9269 GHz	-53.05 dBm		
M4		1	7.2563 GHz	-48.81 dBm		
M5		1	9.9298 GHz	-48.41 dBm		

n20 2462MHz Ant1 Ref

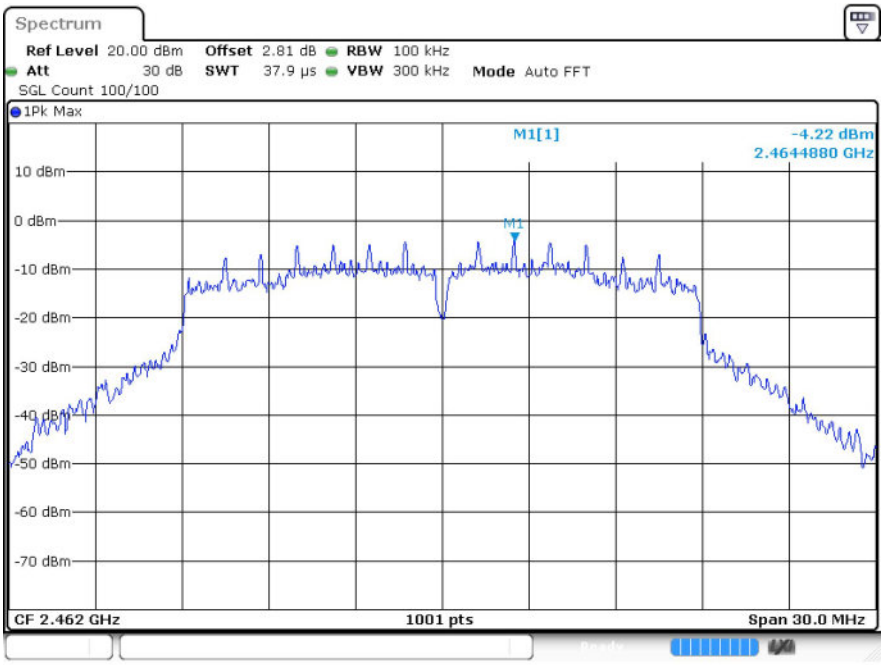

n20 2462MHz Ant1 Emission

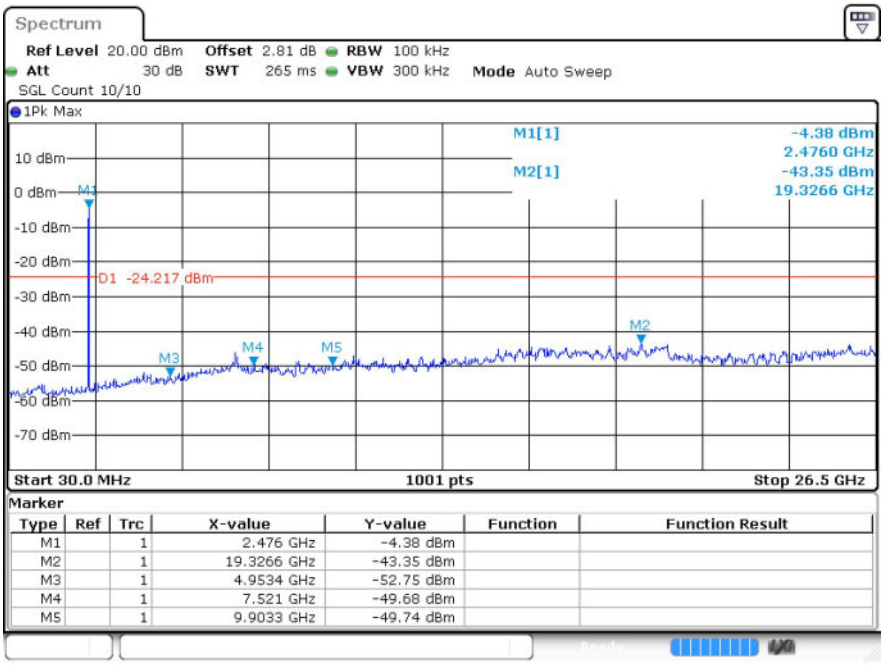

Marker

Type	Ref	Trc	X-value	Y-value	Function	Function Result
M1		1	2.476 GHz	-4.38 dBm		
M2		1	19.3266 GHz	-43.35 dBm		
M3		1	4.9534 GHz	-52.75 dBm		
M4		1	7.521 GHz	-49.68 dBm		
M5		1	9.9033 GHz	-49.74 dBm		

n40 2422MHz Ant1 Ref

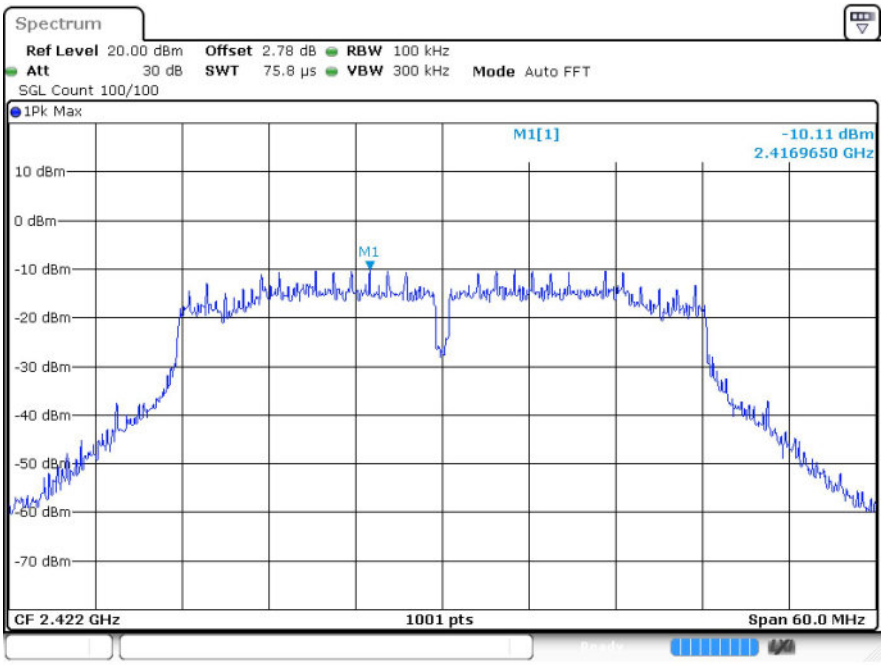

n40 2422MHz Ant1 Emission

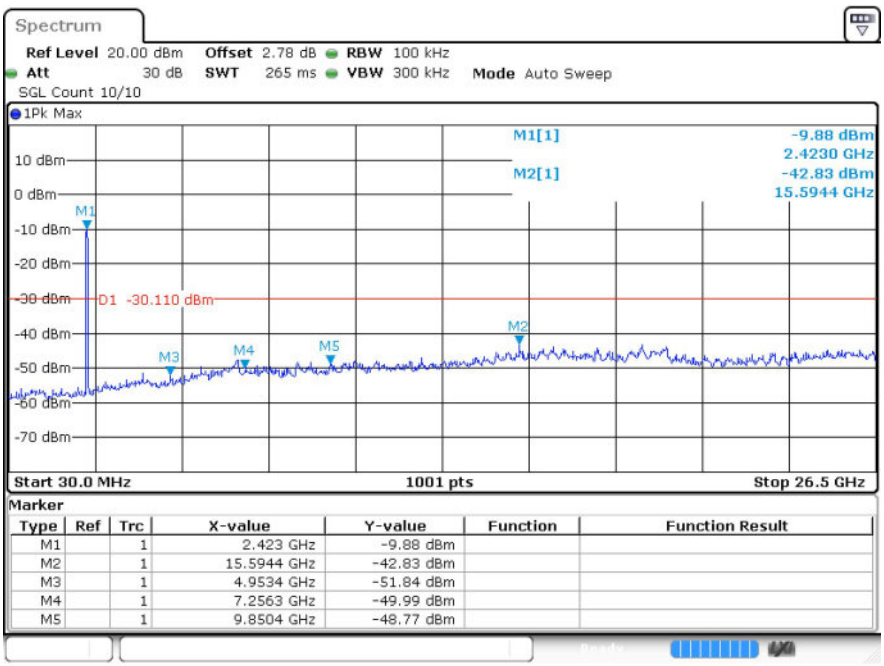

n40 2437MHz Ant1 Ref

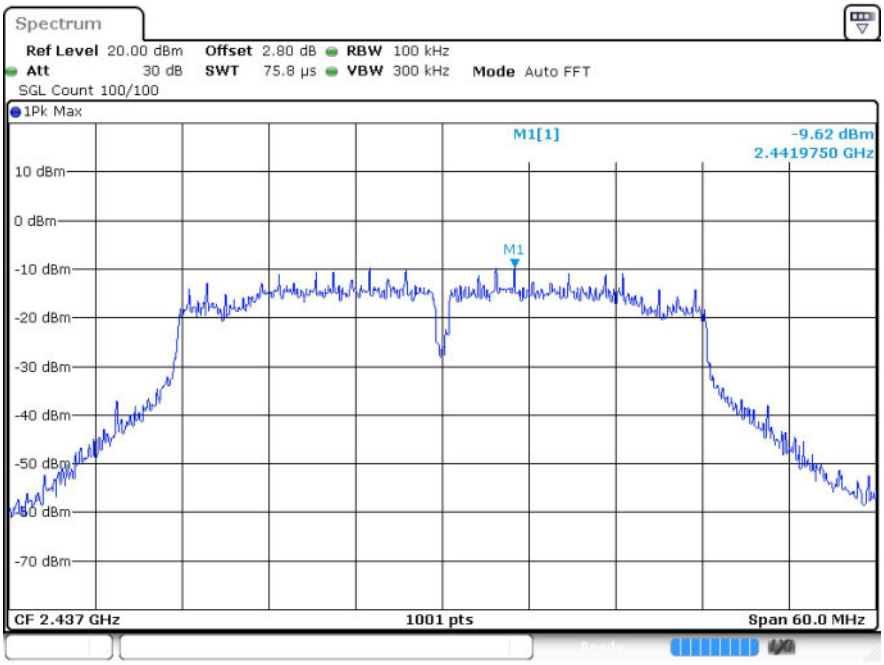

n40 2437MHz Ant1 Emission

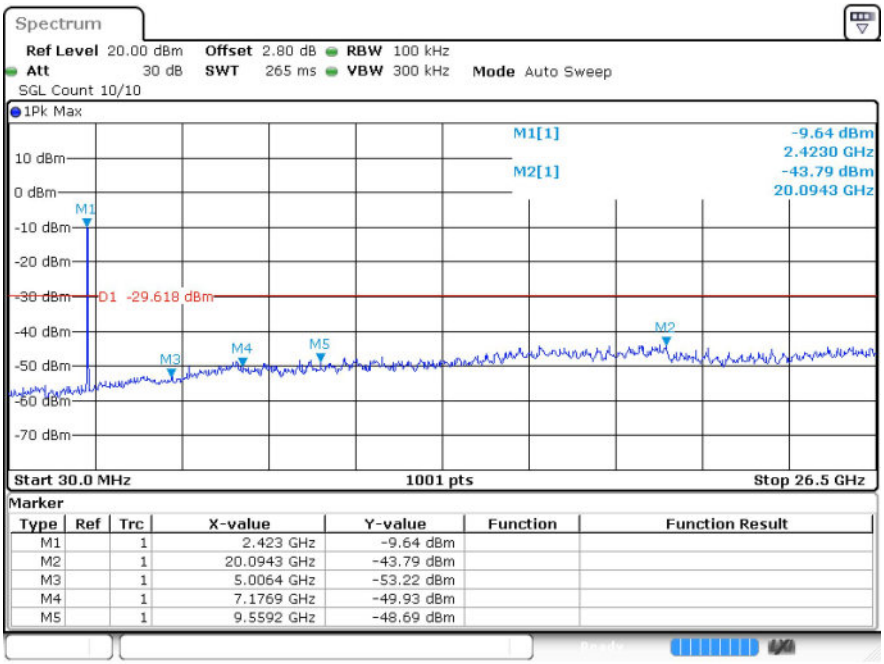

Marker

Type	Ref	Trc	X-value	Y-value	Function	Function Result
M1		1	2.423 GHz	-9.64 dBm		
M2		1	20.0943 GHz	-43.79 dBm		
M3		1	5.0064 GHz	-53.22 dBm		
M4		1	7.1769 GHz	-49.93 dBm		
M5		1	9.5592 GHz	-48.69 dBm		

n40 2452MHz Ant1 Ref

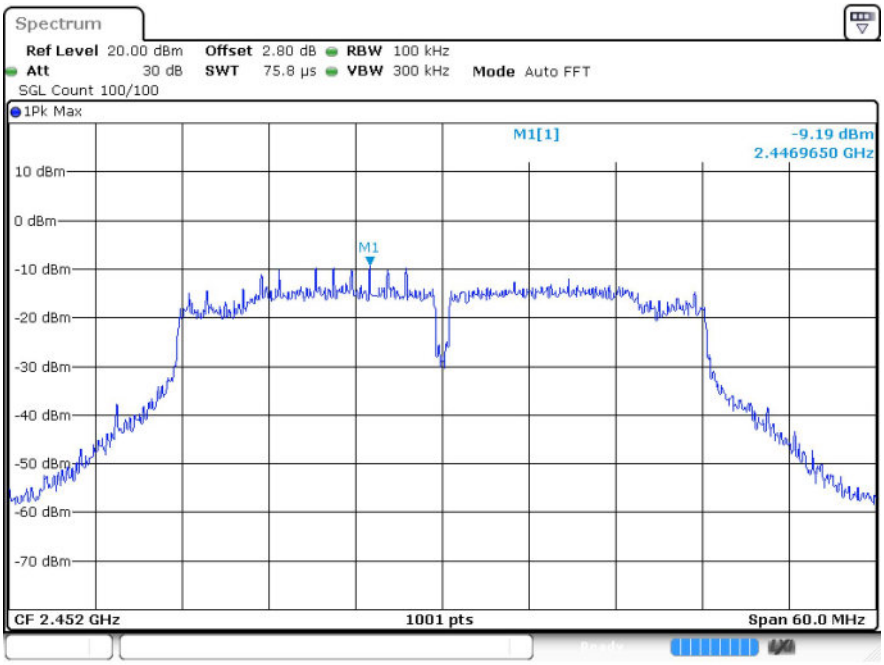

n40 2452MHz Ant1 Emission

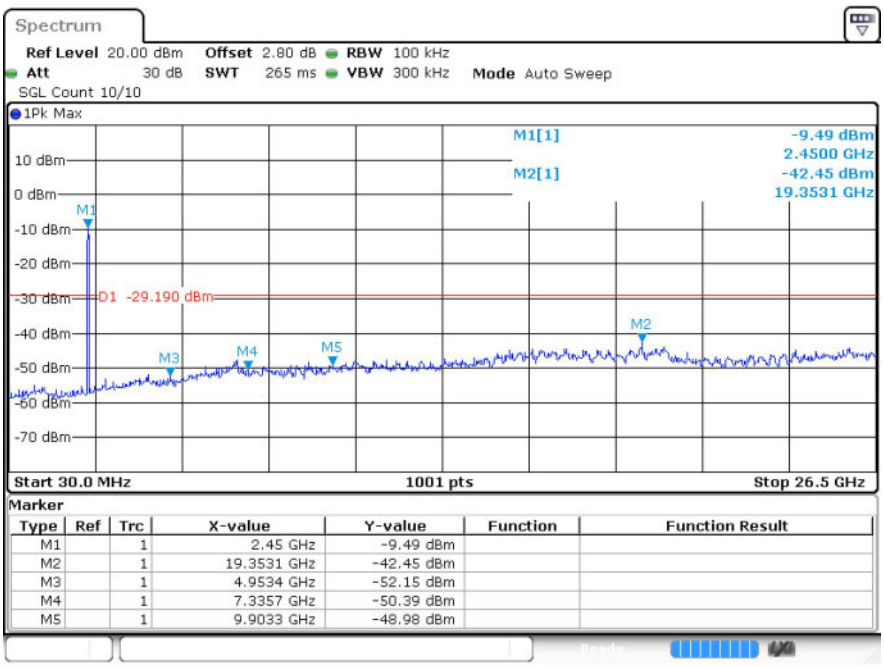

Marker

Type	Ref	Trc	X-value	Y-value	Function	Function Result
M1		1	2.45 GHz	-9.49 dBm		
M2		1	19.3531 GHz	-42.45 dBm		
M3		1	4.9534 GHz	-52.15 dBm		
M4		1	7.3357 GHz	-50.39 dBm		
M5		1	9.9033 GHz	-48.98 dBm		

7 Restrict Band

7.1 Test Result

Mode	Frequency (MHz)	Antenna	Spur Freq (MHz)	Power (dBm)	Gain (dBi)	E (dBuV/m)	Detector	Limit (dBuV/m)	Verdict
b	2412	Ant1	2310	-49.33	2.36	48.26	Peak	74	Pass
b	2412	Ant1	2310	-59.02	2.36	38.57	Average	54	Pass
b	2412	Ant1	2339.367	-45.18	2.36	52.41	Peak	74	Pass
b	2412	Ant1	2337.261	-56.91	2.36	40.68	Average	54	Pass
b	2412	Ant1	2390	-49.11	2.36	48.48	Peak	74	Pass
b	2412	Ant1	2390	-58.56	2.36	39.03	Average	54	Pass
b	2462	Ant1	2483.5	-47.42	2.36	50.17	Peak	74	49.84
b	2462	Ant1	2483.5	-58.38	2.36	39.21	Average	54	Pass
b	2462	Ant1	2487.969	-47.33	2.36	50.26	Peak	74	Pass
b	2462	Ant1	2484.1	-58.26	2.36	39.33	Average	54	Pass
b	2462	Ant1	2500	-48.41	2.36	49.18	Peak	74	Pass
b	2462	Ant1	2500	-58.68	2.36	38.91	Average	54	Pass
g	2412	Ant1	2310	-49.14	2.36	48.45	Peak	74	Pass
g	2412	Ant1	2310	-57.64	2.36	39.95	Average	54	Pass
g	2412	Ant1	2384.763	-46.45	2.36	51.14	Peak	74	Pass
g	2412	Ant1	2338.197	-55.15	2.36	42.44	Average	54	Pass
g	2412	Ant1	2390	-49.7	2.36	47.89	Peak	74	Pass
g	2412	Ant1	2390	-58.12	2.36	39.47	Average	54	Pass
g	2462	Ant1	2483.5	-49.11	2.36	48.48	Peak	74	Pass
g	2462	Ant1	2483.5	-57.23	2.36	40.36	Average	54	Pass
g	2462	Ant1	2487.969	-47.38	2.36	50.21	Peak	74	Pass
g	2462	Ant1	2498.357	-56.4	2.36	41.19	Average	54	Pass
g	2462	Ant1	2500	-49.09	2.36	48.50	Peak	74	Pass
g	2462	Ant1	2500	-57.24	2.36	40.35	Average	54	Pass
n20	2412	Ant1	2310	-50.39	2.36	47.20	Peak	74	Pass
n20	2412	Ant1	2310	-57.6	2.36	39.99	Average	54	Pass
n20	2412	Ant1	2338.782	-46.14	2.36	51.45	Peak	74	Pass
n20	2412	Ant1	2338.431	-55.48	2.36	42.11	Average	54	Pass
n20	2412	Ant1	2390	-48.73	2.36	48.86	Peak	74	Pass
n20	2412	Ant1	2390	-57.82	2.36	39.77	Average	54	Pass
n20	2462	Ant1	2483.5	-48.23	2.36	49.36	Peak	74	Pass
n20	2462	Ant1	2483.5	-57.25	2.36	40.34	Average	54	Pass
n20	2462	Ant1	2491.891	-47.27	2.36	50.32	Peak	74	Pass
n20	2462	Ant1	2486.432	-56.34	2.36	41.25	Average	54	Pass

n20	2462	Ant1	2500	-48.6	2.36	48.99	Peak	74	Pass
n20	2462	Ant1	2500	-57.23	2.36	40.36	Average	54	Pass
n40	2422	Ant1	2310	-50.45	2.36	47.14	Peak	74	Pass
n40	2422	Ant1	2310	-57.69	2.36	39.90	Average	54	Pass
n40	2422	Ant1	2344.506	-45.67	2.36	51.92	Peak	74	Pass
n40	2422	Ant1	2339.394	-55.04	2.36	42.55	Average	54	Pass
n40	2422	Ant1	2390	-47.78	2.36	49.81	Peak	74	Pass
n40	2422	Ant1	2390	-57.5	2.36	40.09	Average	54	Pass
n40	2452	Ant1	2483.5	-49.79	2.36	47.80	Peak	74	Pass
n40	2452	Ant1	2483.5	-56.52	2.36	41.07	Average	54	Pass
n40	2452	Ant1	2487.754	-46.65	2.36	50.94	Peak	74	Pass
n40	2452	Ant1	2485.258	-56.51	2.36	41.08	Average	54	Pass
n40	2452	Ant1	2500	-48.64	2.36	48.95	Peak	74	Pass
n40	2452	Ant1	2500	-57.27	2.36	40.32	Average	54	Pass

7.2 Test Graphs

Test Graphs

b 2412MHz Ant1 Peak

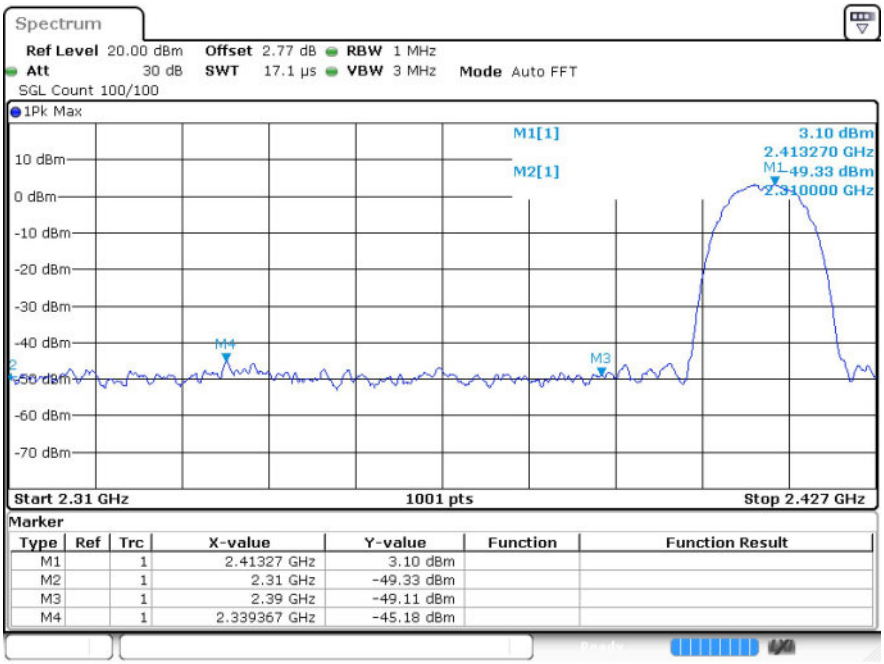

b 2412MHz Ant1 Average

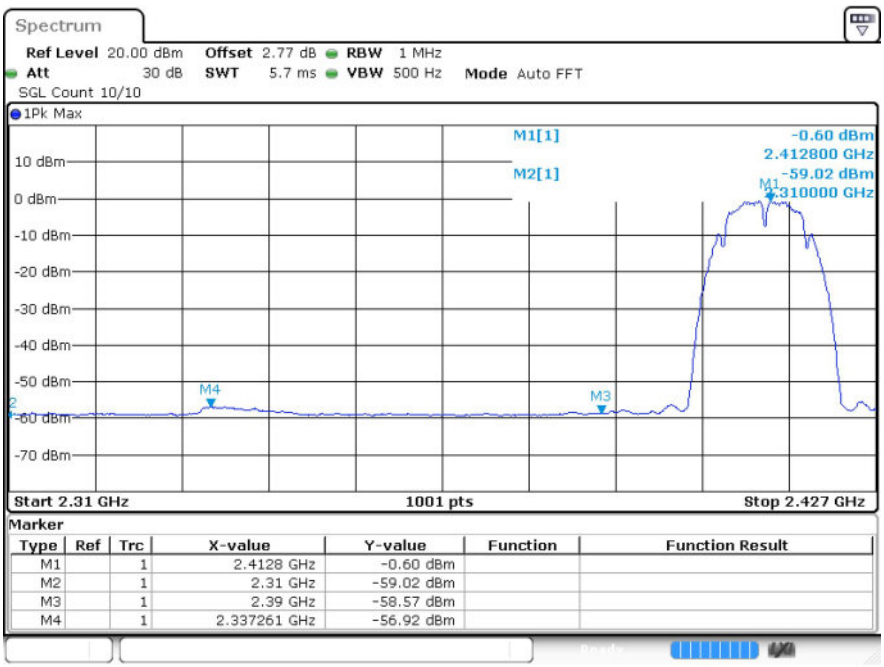

b 2462MHz Ant1 Peak

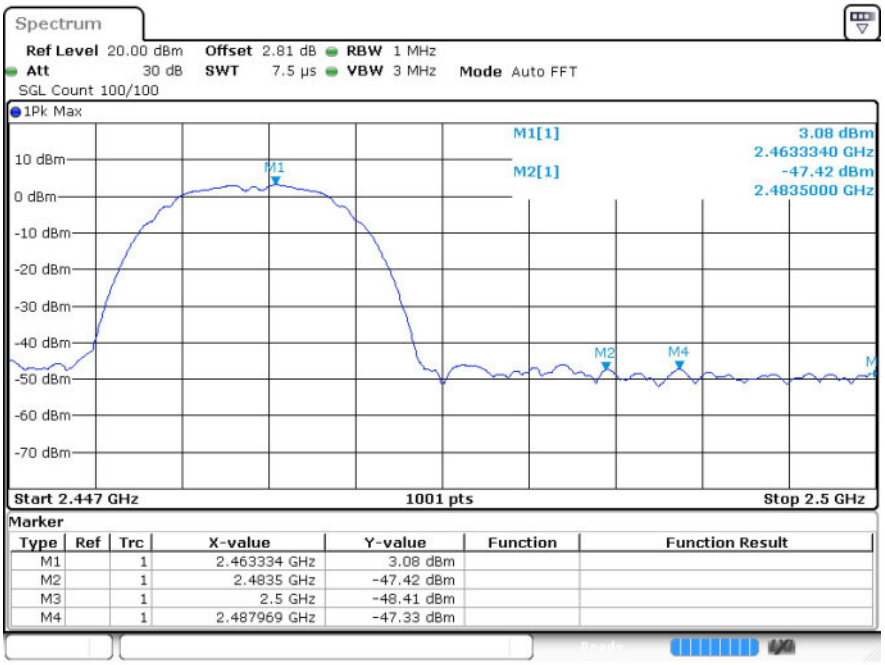

b 2462MHz Ant1 Average

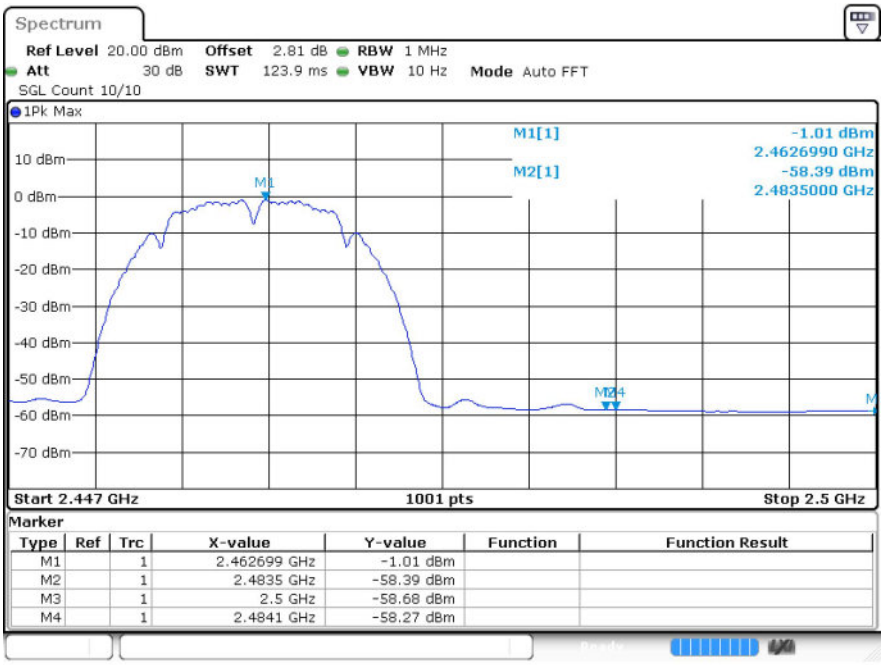

g 2412MHz Ant1 Peak

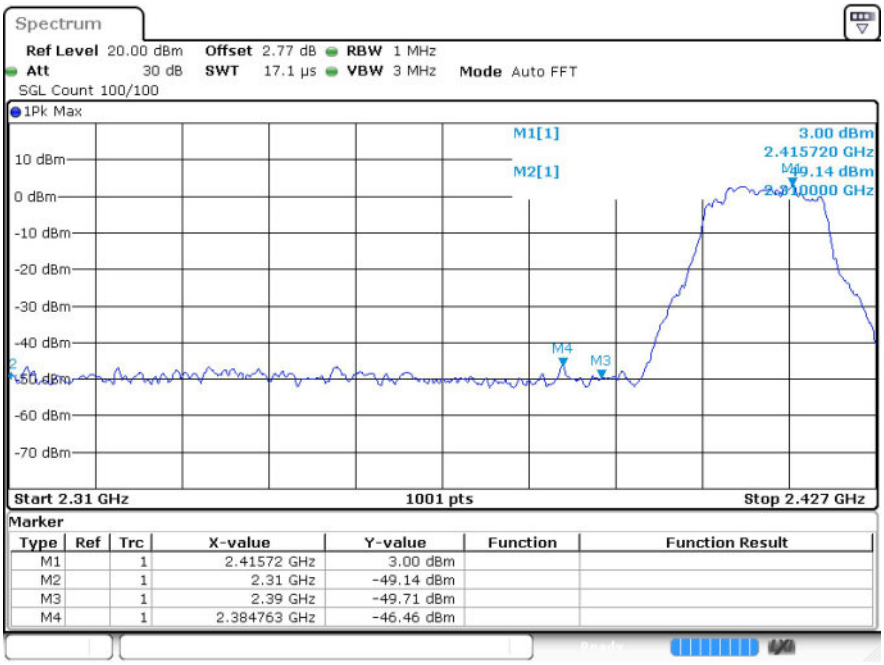

g 2412MHz Ant1 Average

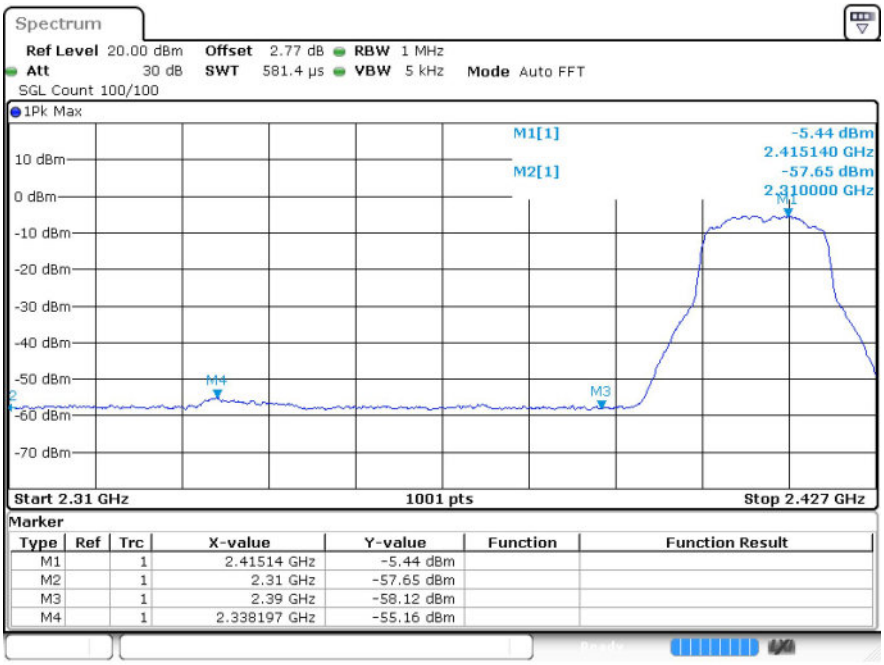

g 2462MHz Ant1 Peak

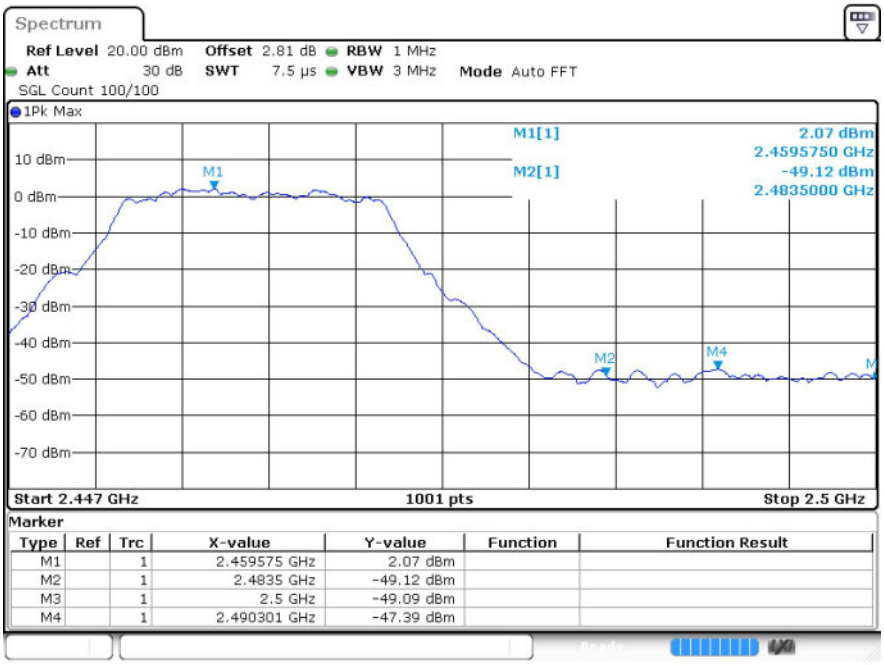

g 2462MHz Ant1 Average

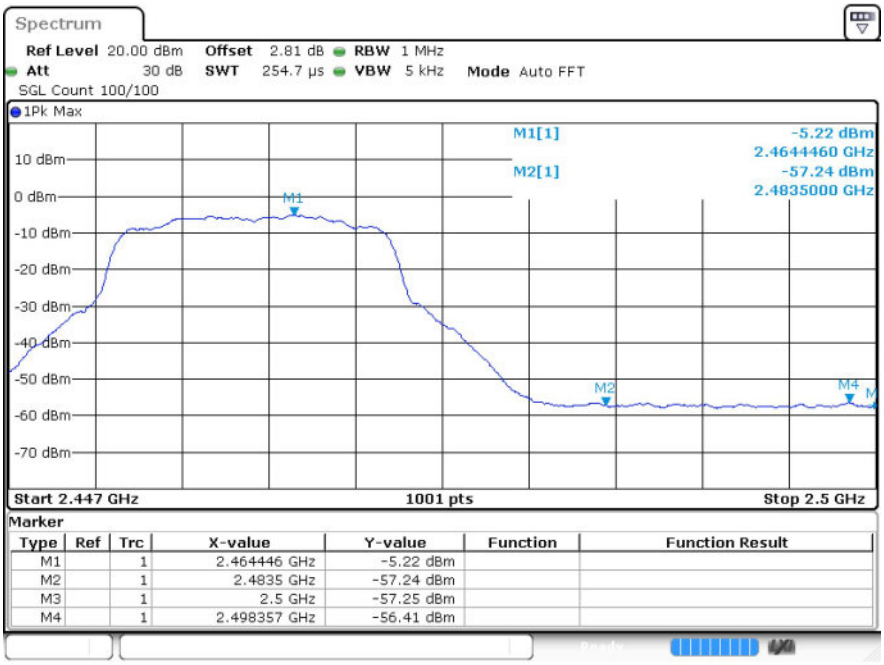

n20 2412MHz Ant1 Peak

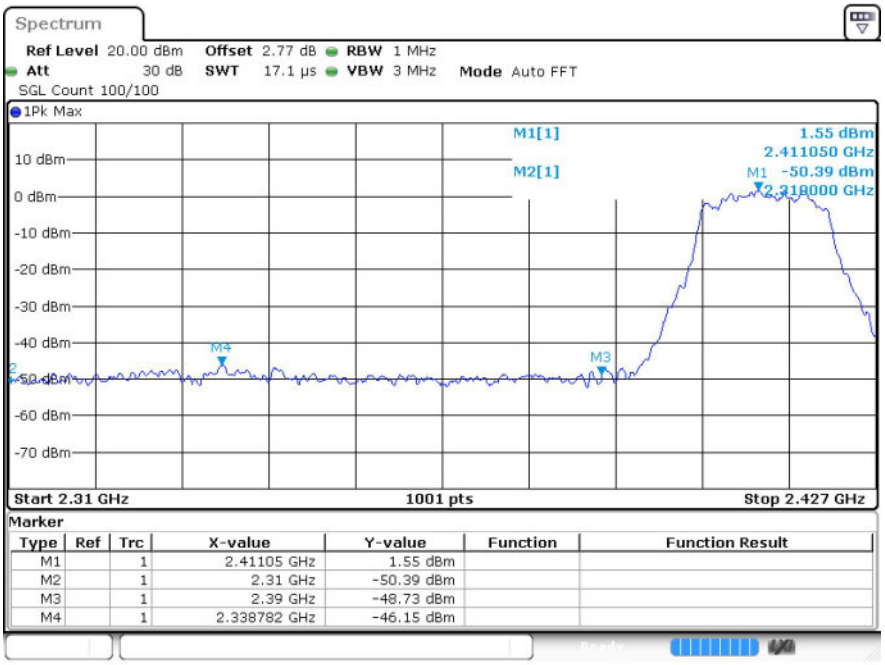

Marker

Type	Ref	Trc	X-value	Y-value	Function	Function Result
M1		1	2.41105 GHz	1.55 dBm		
M2		1	2.31 GHz	-50.39 dBm		
M3		1	2.39 GHz	-48.73 dBm		
M4		1	2.338782 GHz	-46.15 dBm		

n20 2412MHz Ant1 Average

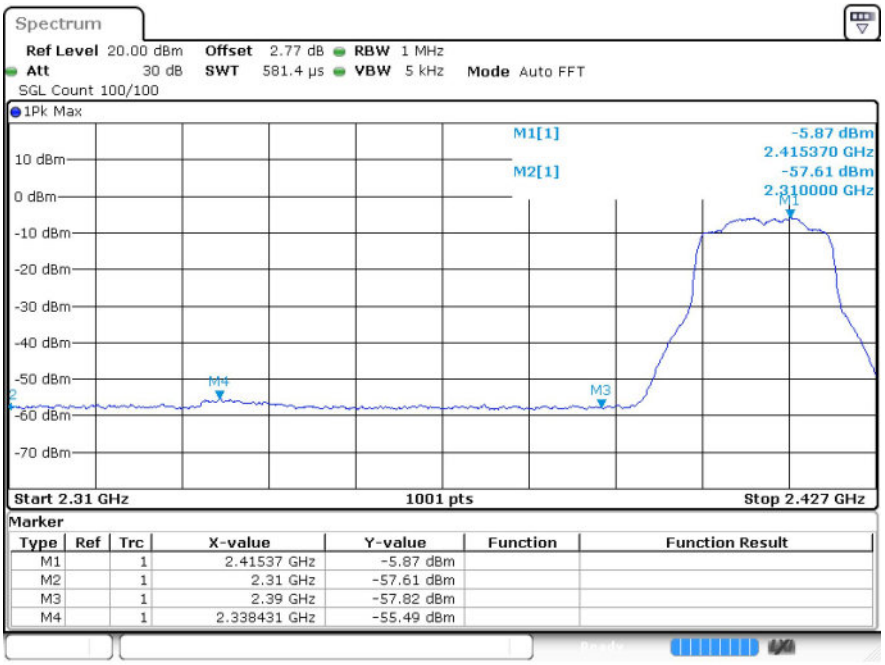

Marker

Type	Ref	Trc	X-value	Y-value	Function	Function Result
M1		1	2.41537 GHz	-5.87 dBm		
M2		1	2.31 GHz	-57.61 dBm		
M3		1	2.39 GHz	-57.82 dBm		
M4		1	2.338431 GHz	-55.49 dBm		

n20 2462MHz Ant1 Peak

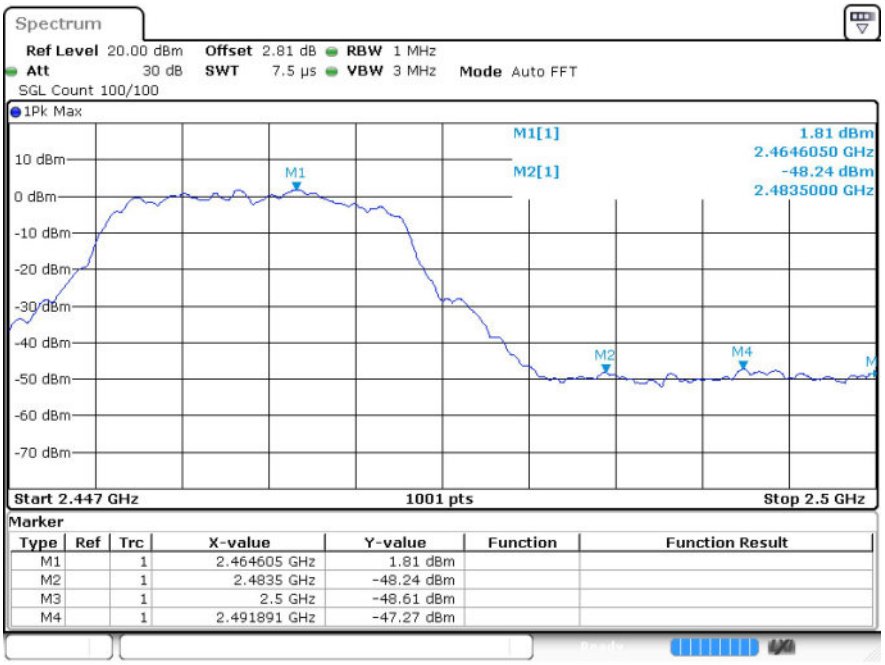

n20 2462MHz Ant1 Average

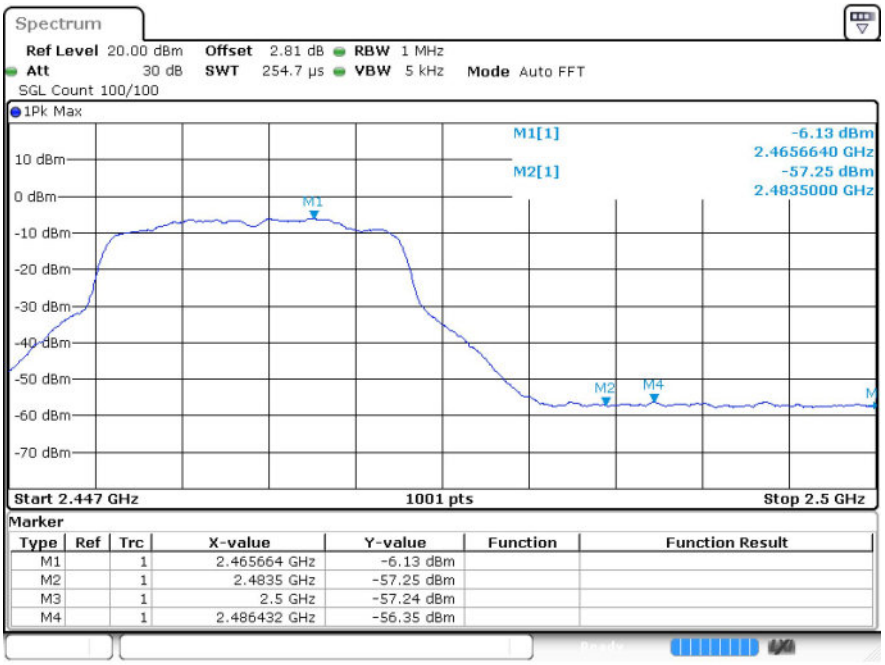

n40 2422MHz Ant1 Peak

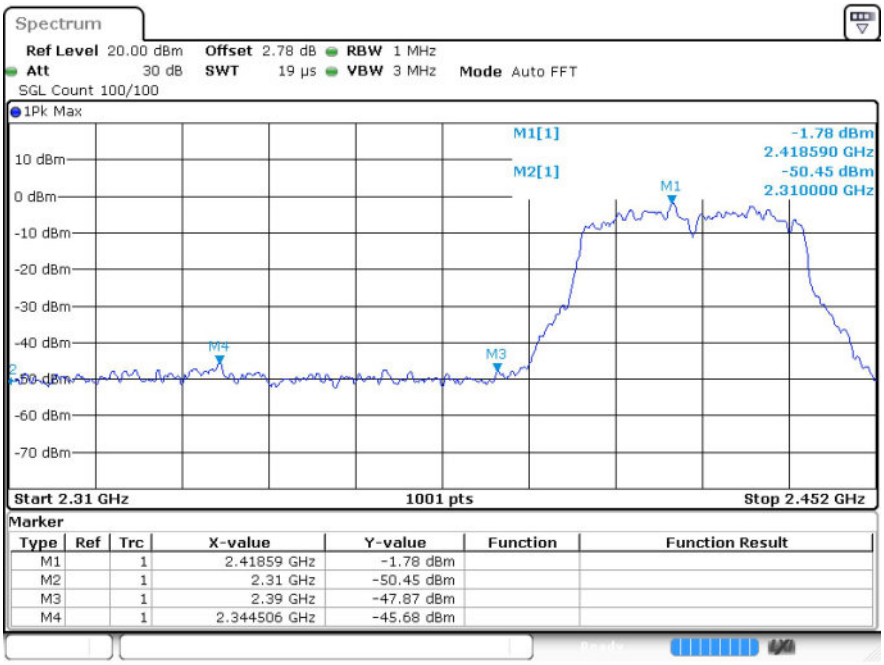

n40 2422MHz Ant1 Average

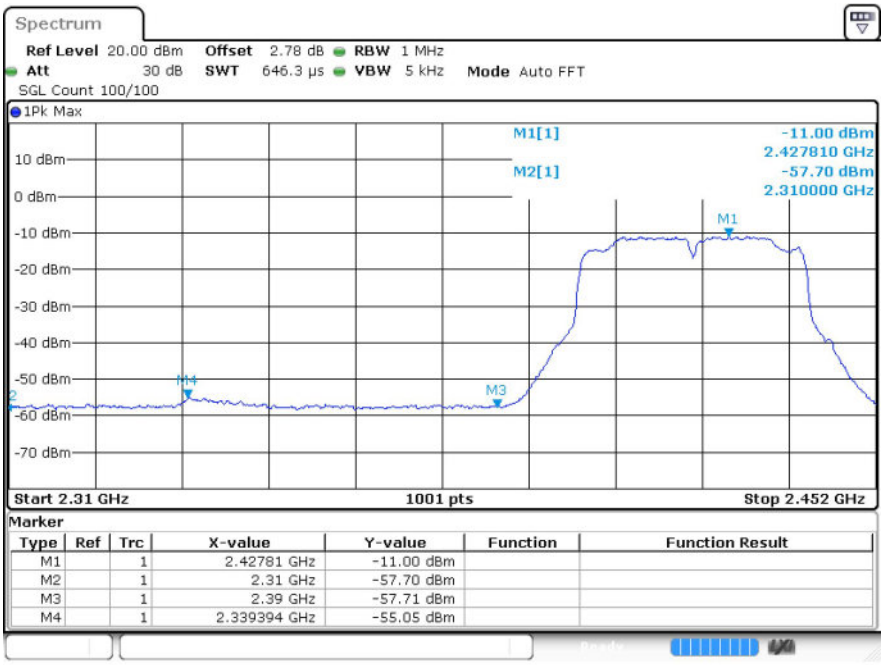

n40 2452MHz Ant1 Peak

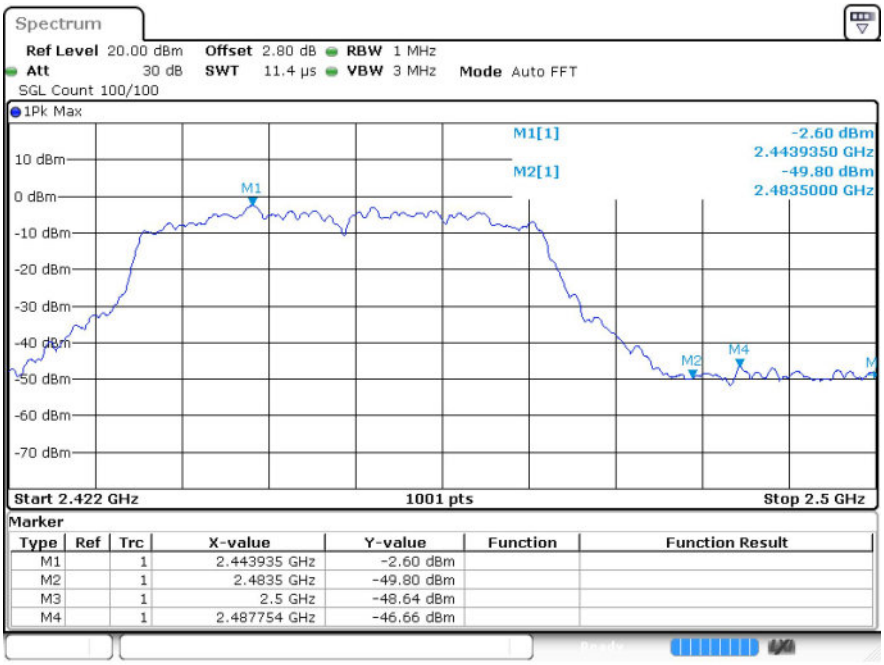

n40 2452MHz Ant1 Average

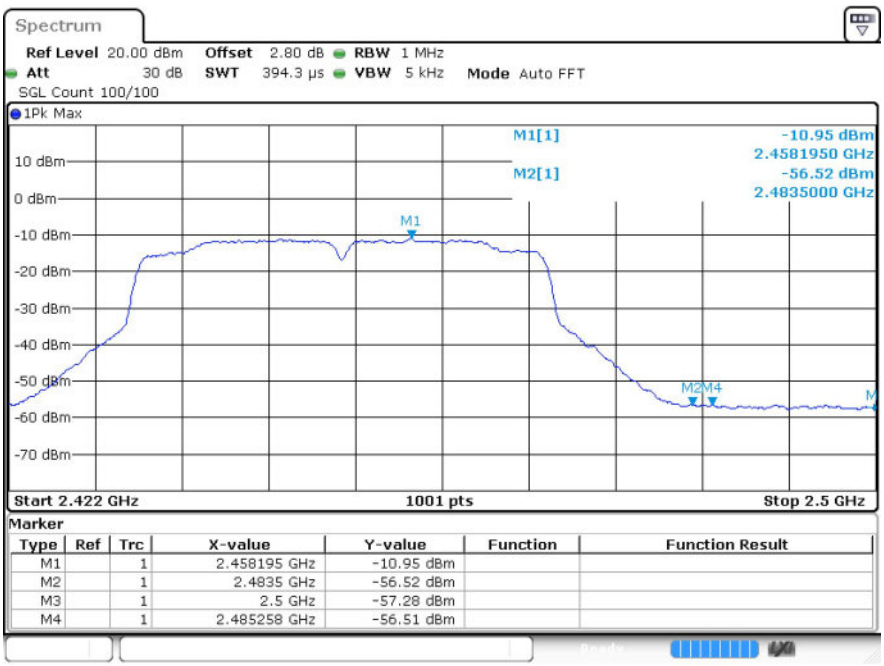

---The End---