n20 2462MHz Ant1 Ref

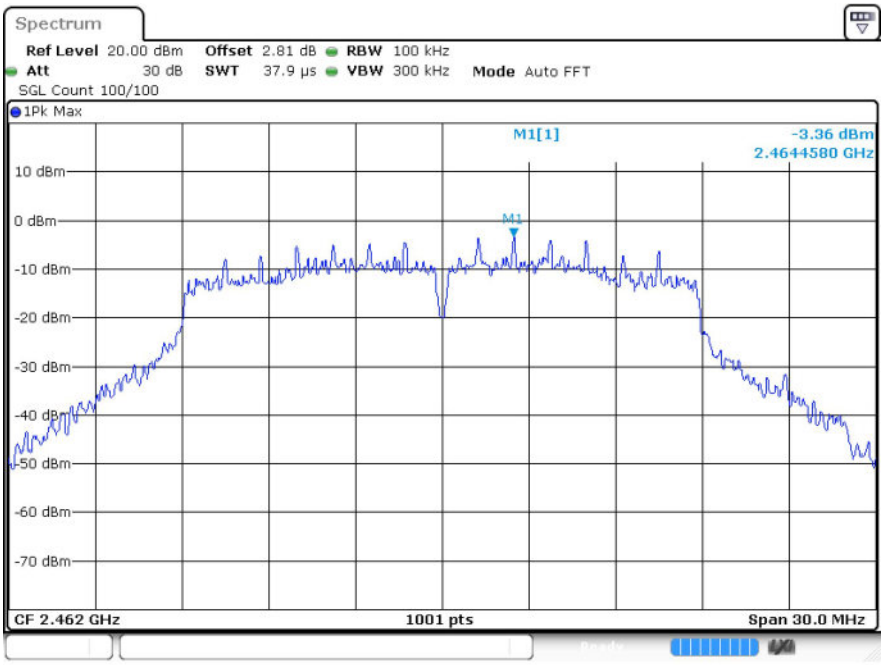

n20 2462MHz Ant1 Emission

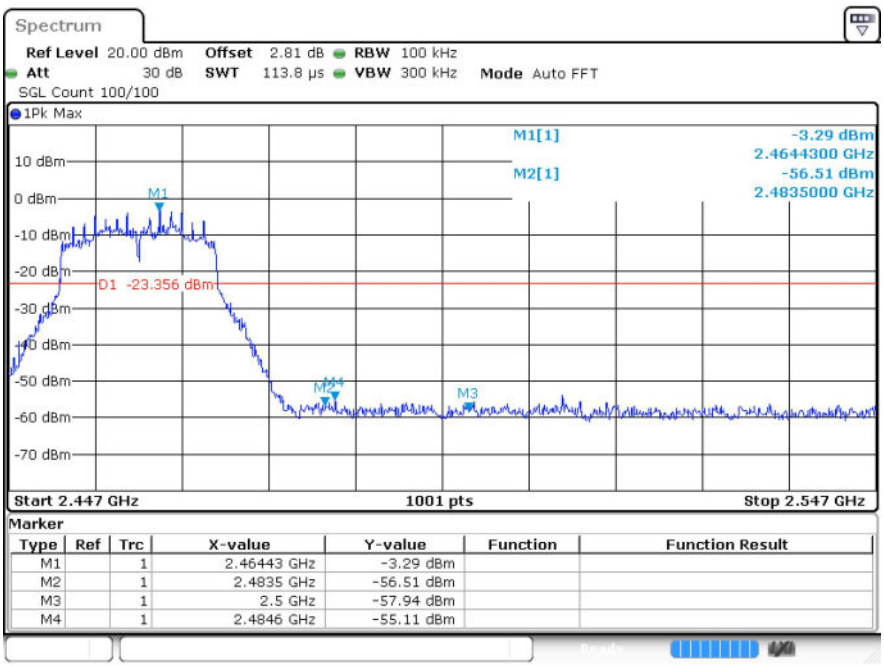

Type	Ref	Trc	X-value	Y-value	Function	Function Result
M1		1	2.46443 GHz	-3.29 dBm		
M2		1	2.4835 GHz	-56.51 dBm		
M3		1	2.5 GHz	-57.94 dBm		
M4		1	2.4846 GHz	-55.11 dBm		

n40 2422MHz Ant1 Ref

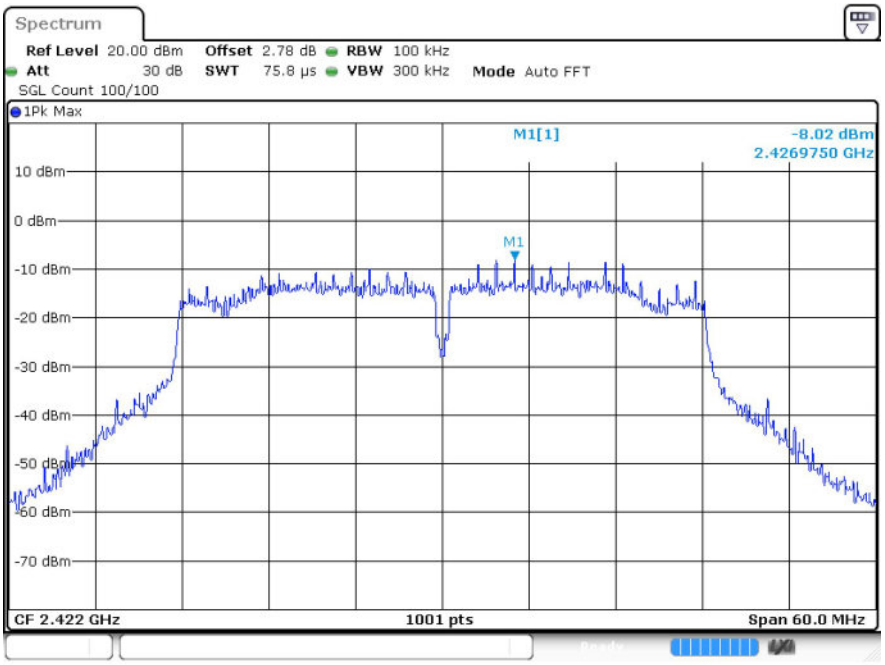

n40 2422MHz Ant1 Emission

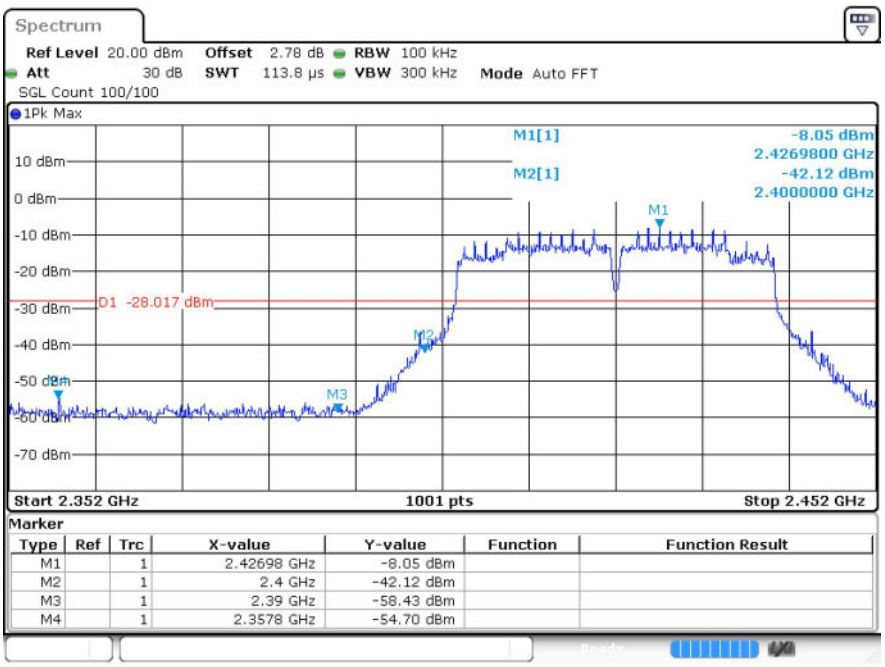

n40 2452MHz Ant1 Ref

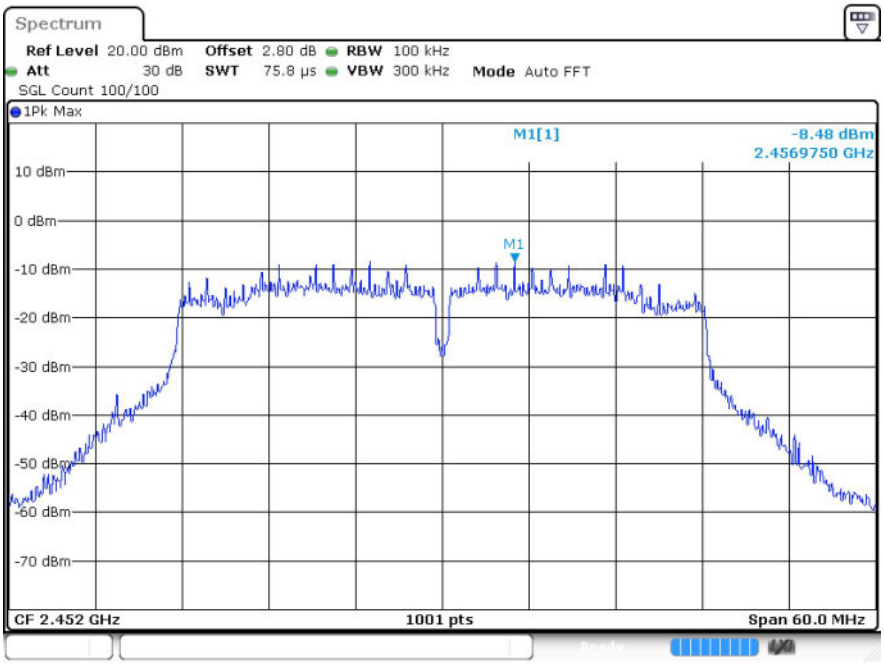

n40 2452MHz Ant1 Emission

Marker

Type	Ref	Trc	X-value	Y-value	Function	Function Result
M1		1	2.45701 GHz	-8.44 dBm		
M2		1	2.4835 GHz	-56.69 dBm		
M3		1	2.5 GHz	-58.51 dBm		
M4		1	2.4994 GHz	-55.13 dBm		

6 Conducted RF Spurious Emission

6.1 Test Result

Mode	Frequency (MHz)	Antenna	Max Value (dBc)	Limit (dBc)	Verdict
b	2412	Ant1	-42.36	-20	Pass
b	2437	Ant1	-42.68	-20	Pass
b	2462	Ant1	-41.65	-20	Pass
g	2412	Ant1	-40.28	-20	Pass
g	2437	Ant1	-40.12	-20	Pass
g	2462	Ant1	-38.99	-20	Pass
n20	2412	Ant1	-38.81	-20	Pass
n20	2437	Ant1	-38.93	-20	Pass
n20	2462	Ant1	-38.99	-20	Pass
n40	2422	Ant1	-34.42	-20	Pass
n40	2437	Ant1	-34.61	-20	Pass
n40	2452	Ant1	-34.79	-20	Pass

6.2 Test Graphs

Test Graphs

b 2412MHz Ant1 Ref

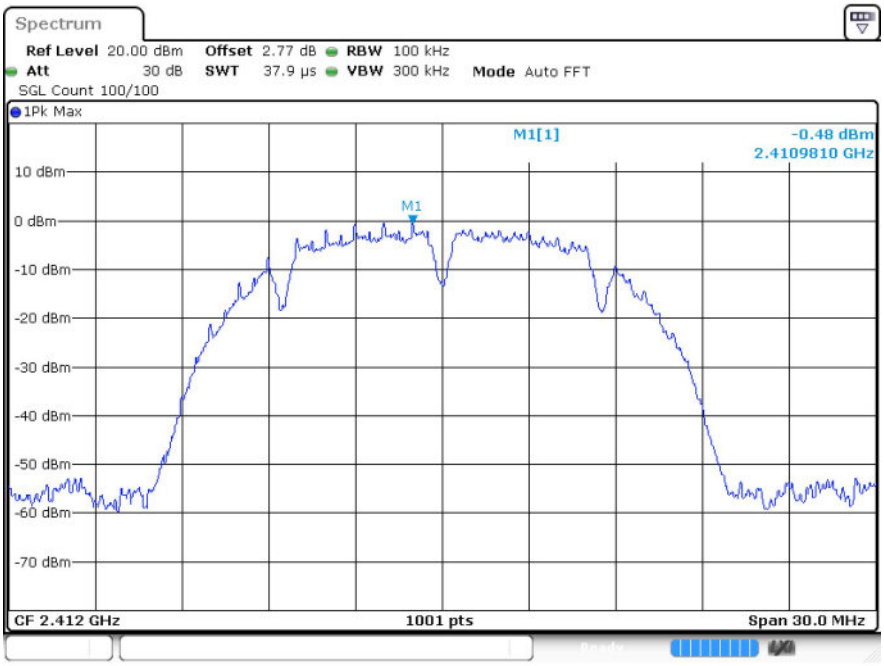

b 2412MHz Ant1 Emission

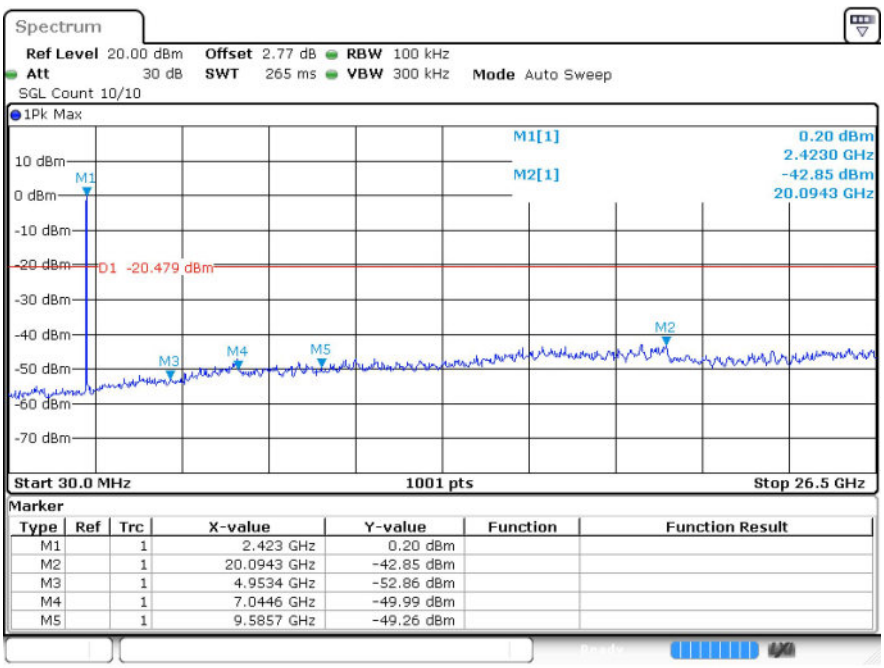

Type	Ref	Trc	X-value	Y-value	Function	Function Result
M1		1	2.423 GHz	0.20 dBm		
M2		1	20.0943 GHz	-42.85 dBm		
M3		1	4.9534 GHz	-52.86 dBm		
M4		1	7.0446 GHz	-49.99 dBm		
M5		1	9.5857 GHz	-49.26 dBm		

b 2437MHz Ant1 Ref

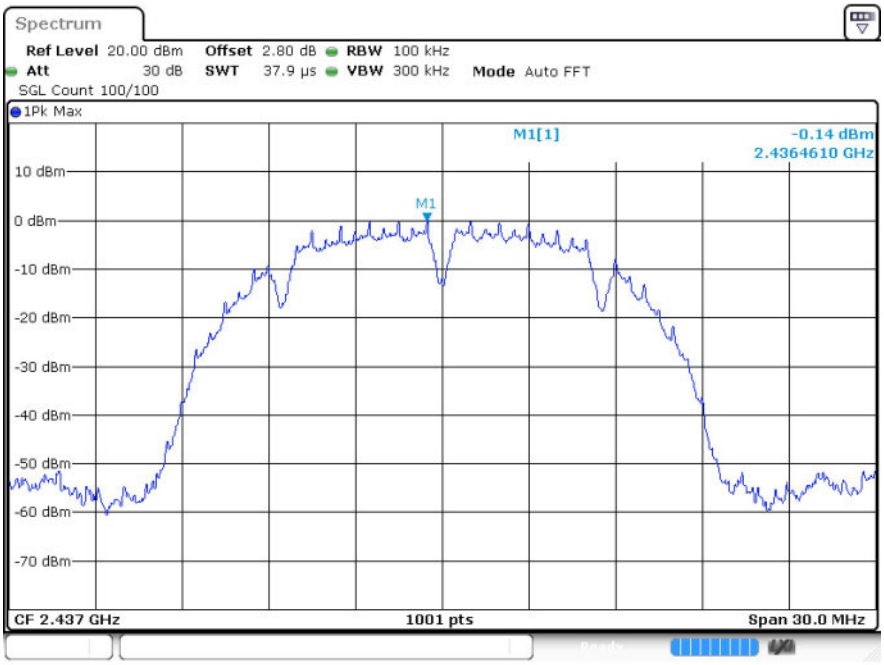

b 2437MHz Ant1 Emission

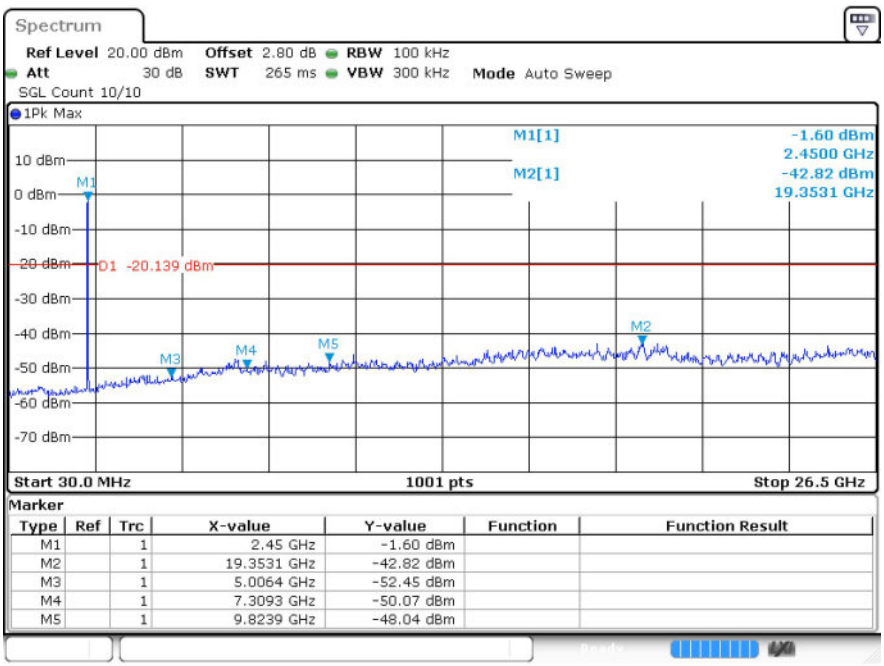

b 2462MHz Ant1 Ref

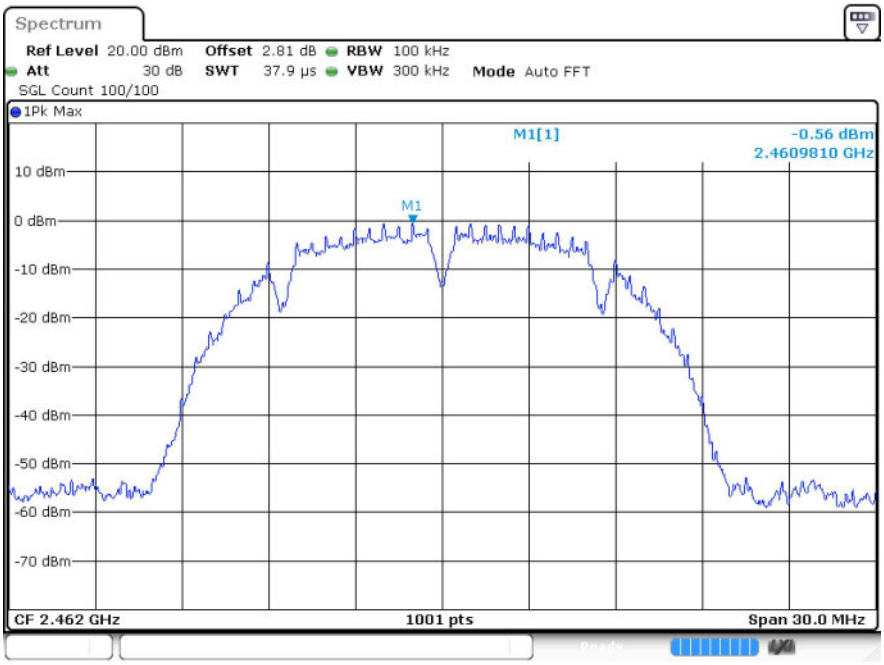

b 2462MHz Ant1 Emission

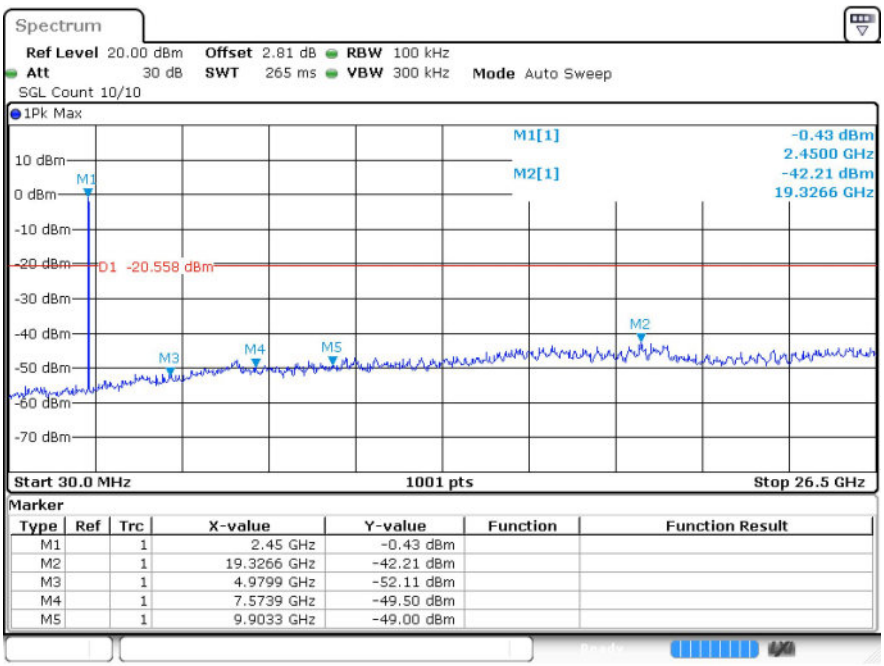

g 2412MHz Ant1 Ref

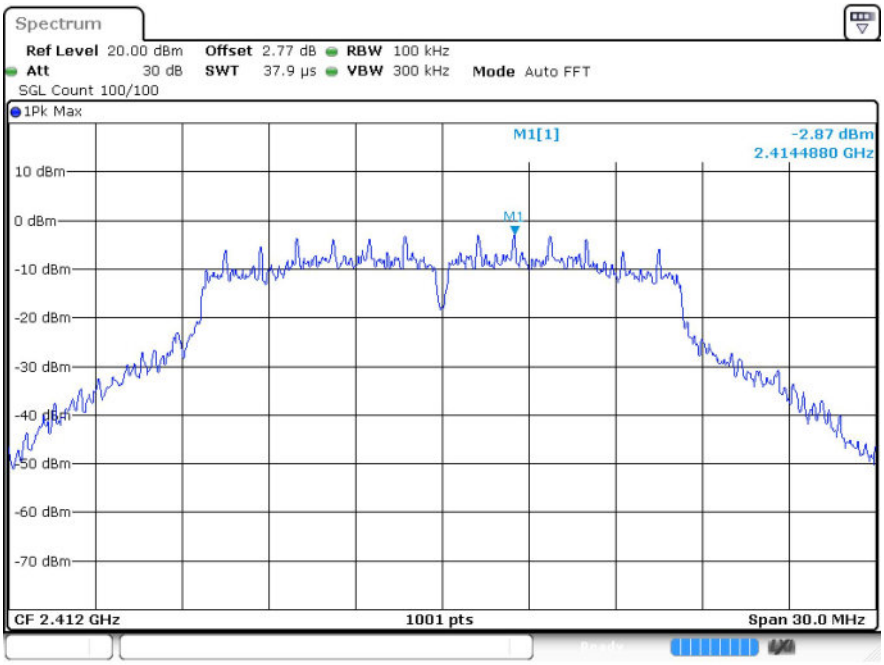

g 2412MHz Ant1 Emission

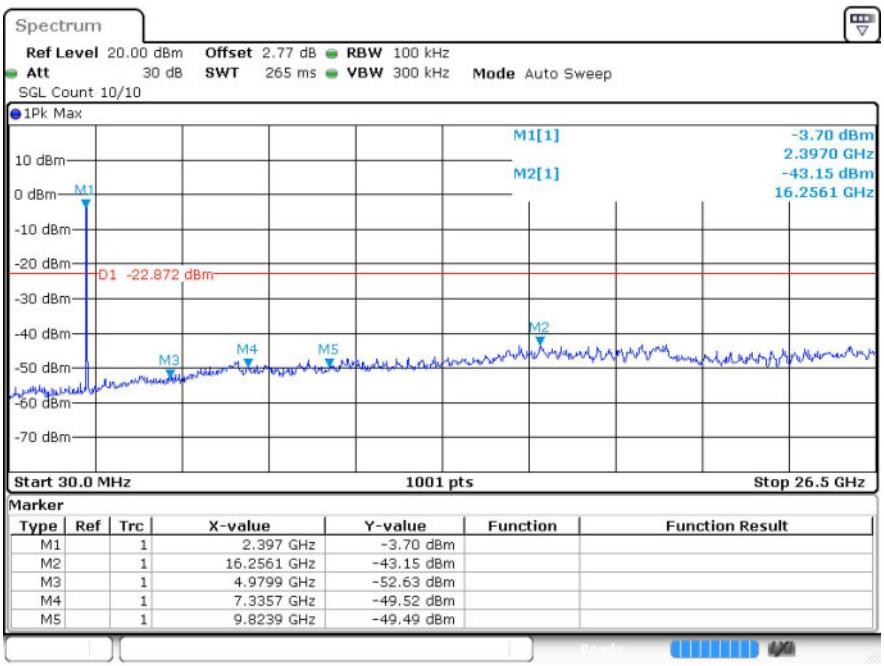

g 2437MHz Ant1 Ref

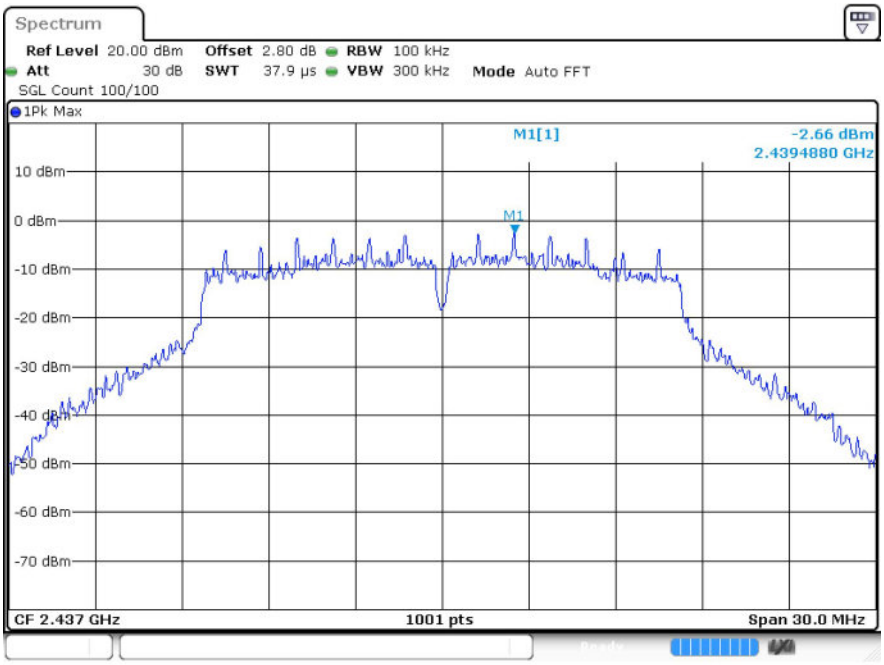

g 2437MHz Ant1 Emission

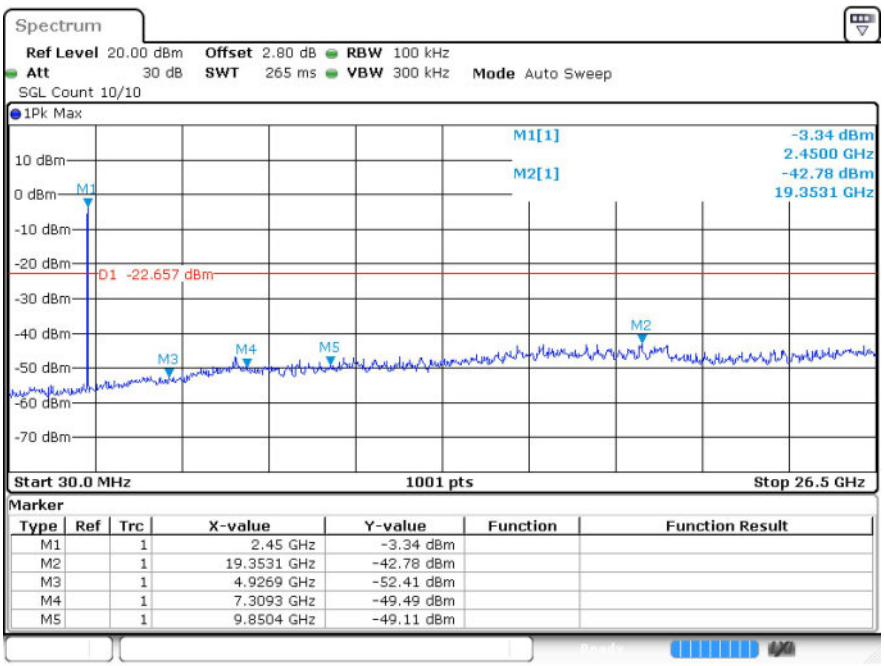

Marker

Type	Ref	Trc	X-value	Y-value	Function	Function Result
M1		1	2.45 GHz	-3.34 dBm		
M2		1	19.3531 GHz	-42.78 dBm		
M3		1	4.9269 GHz	-52.41 dBm		
M4		1	7.3093 GHz	-49.49 dBm		
M5		1	9.8504 GHz	-49.11 dBm		

g 2462MHz Ant1 Ref

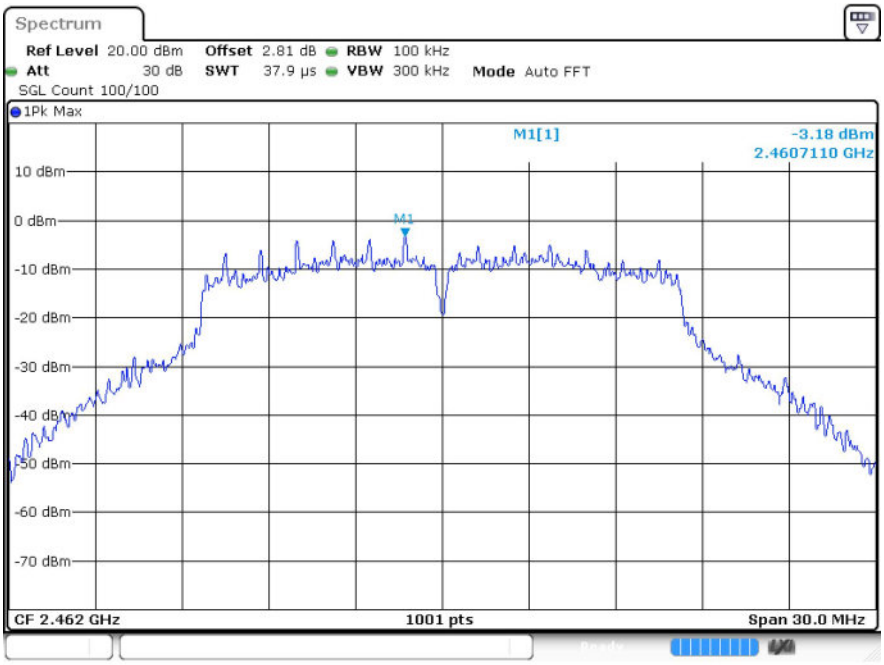

g 2462MHz Ant1 Emission

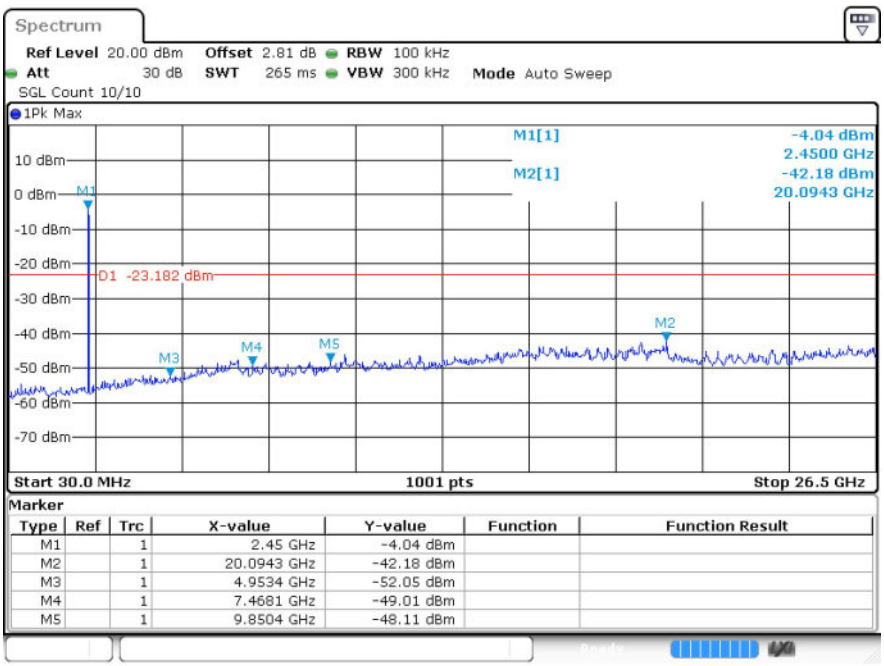

Marker

Type	Ref	Trc	X-value	Y-value	Function	Function Result
M1		1	2.45 GHz	-4.04 dBm		
M2		1	20.0943 GHz	-42.18 dBm		
M3		1	4.9534 GHz	-52.05 dBm		
M4		1	7.4681 GHz	-49.01 dBm		
M5		1	9.8504 GHz	-48.11 dBm		

n20 2412MHz Ant1 Ref

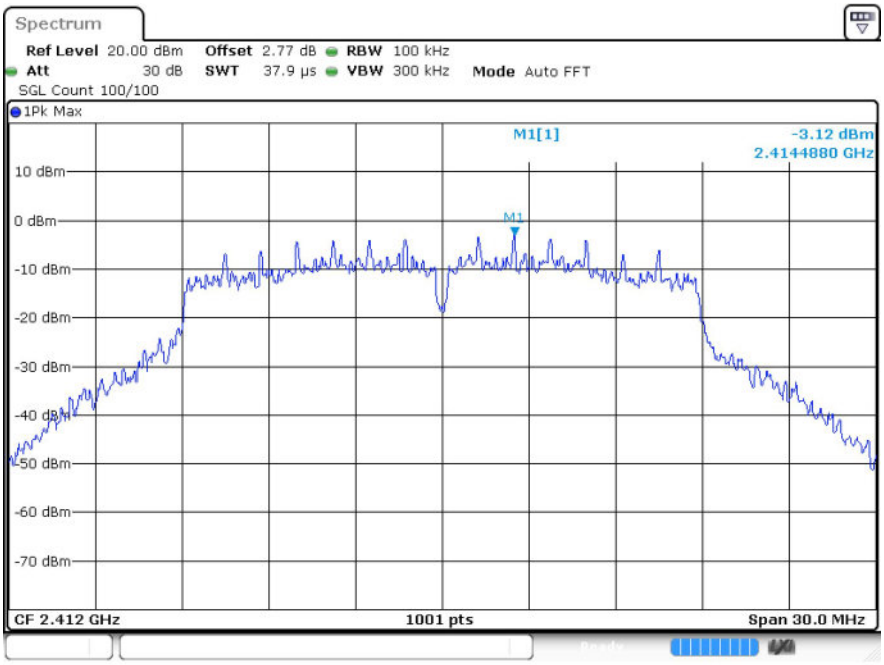

n20 2412MHz Ant1 Emission

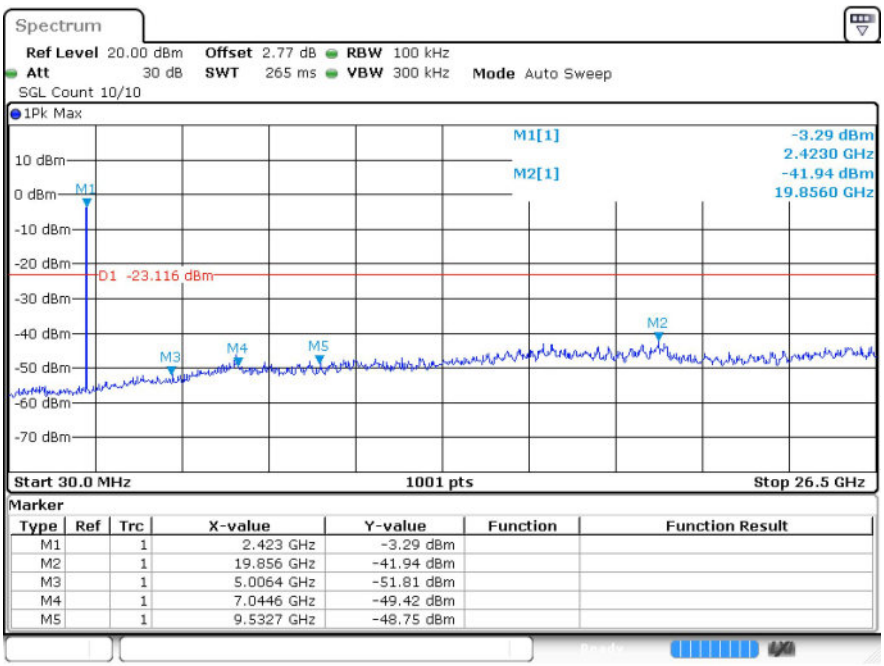

Marker

Type	Ref	Trc	X-value	Y-value	Function	Function Result
M1		1	2.423 GHz	-3.29 dBm		
M2		1	19.856 GHz	-41.94 dBm		
M3		1	5.0064 GHz	-51.81 dBm		
M4		1	7.0446 GHz	-49.42 dBm		
M5		1	9.5327 GHz	-48.75 dBm		

n20 2437MHz Ant1 Ref

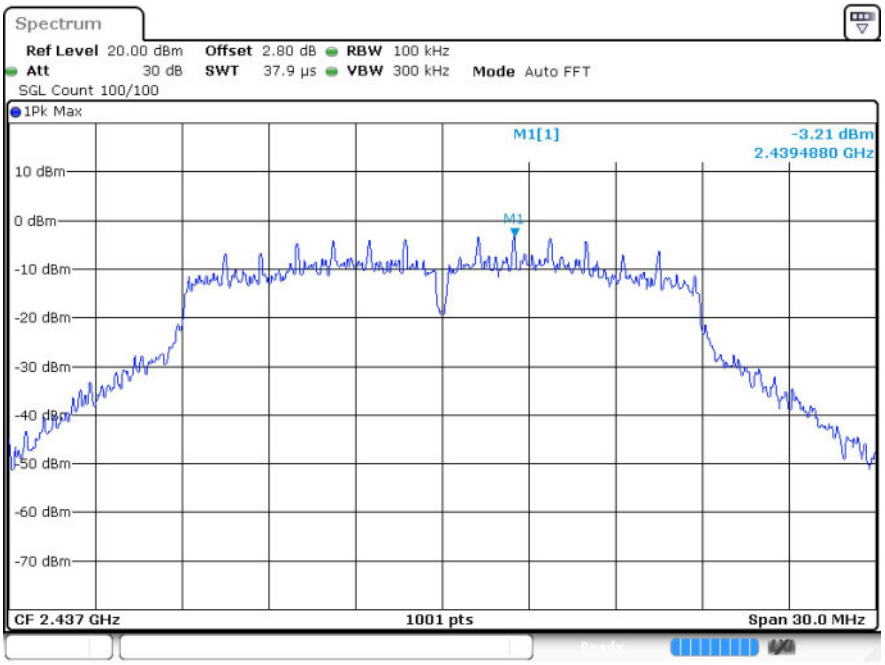

n20 2437MHz Ant1 Emission

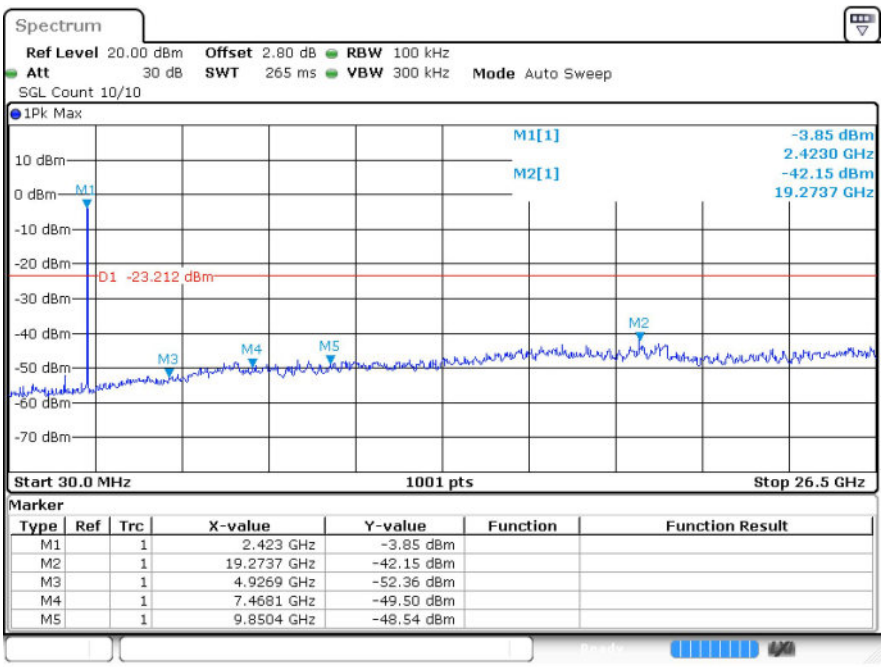

Marker

Type	Ref	Trc	X-value	Y-value	Function	Function Result
M1		1	2.423 GHz	-3.85 dBm		
M2		1	19.2737 GHz	-42.15 dBm		
M3		1	4.9269 GHz	-52.36 dBm		
M4		1	7.4681 GHz	-49.50 dBm		
M5		1	9.8504 GHz	-48.54 dBm		

n20 2462MHz Ant1 Ref

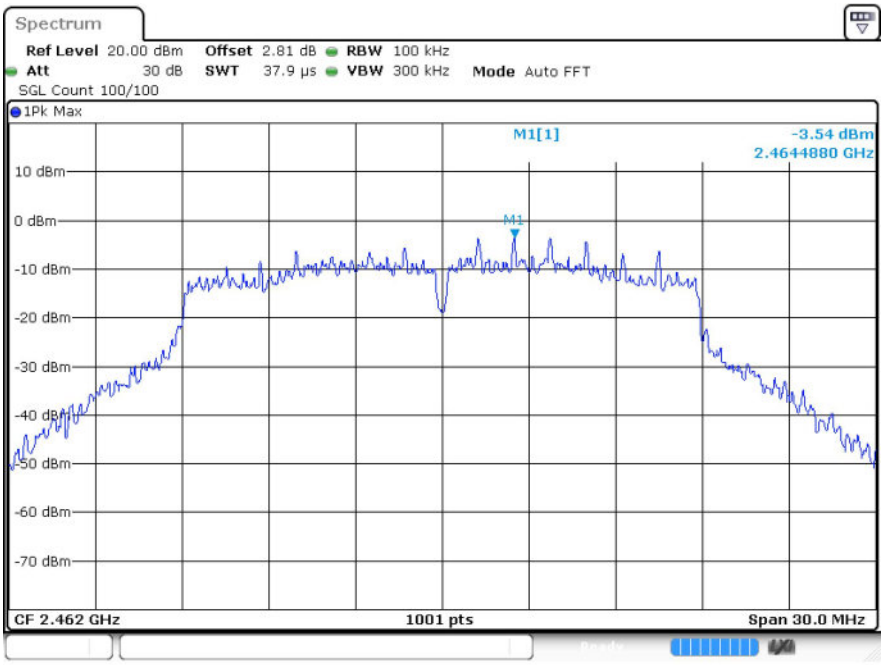

n20 2462MHz Ant1 Emission

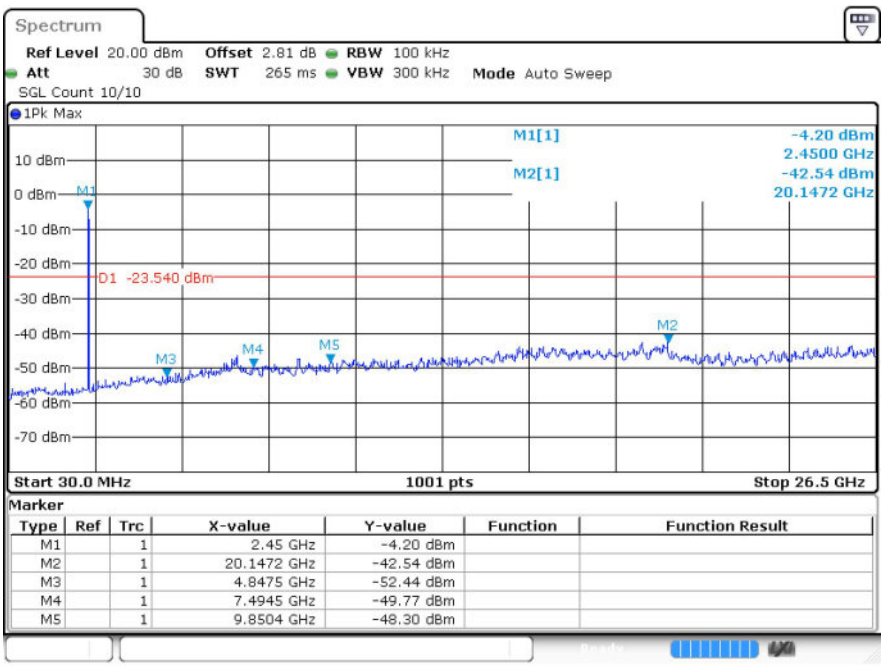

Marker

Type	Ref	Trc	X-value	Y-value	Function	Function Result
M1		1	2.45 GHz	-4.20 dBm		
M2		1	20.1472 GHz	-42.54 dBm		
M3		1	4.8475 GHz	-52.44 dBm		
M4		1	7.4945 GHz	-49.77 dBm		
M5		1	9.8504 GHz	-48.30 dBm		

n40 2422MHz Ant1 Ref

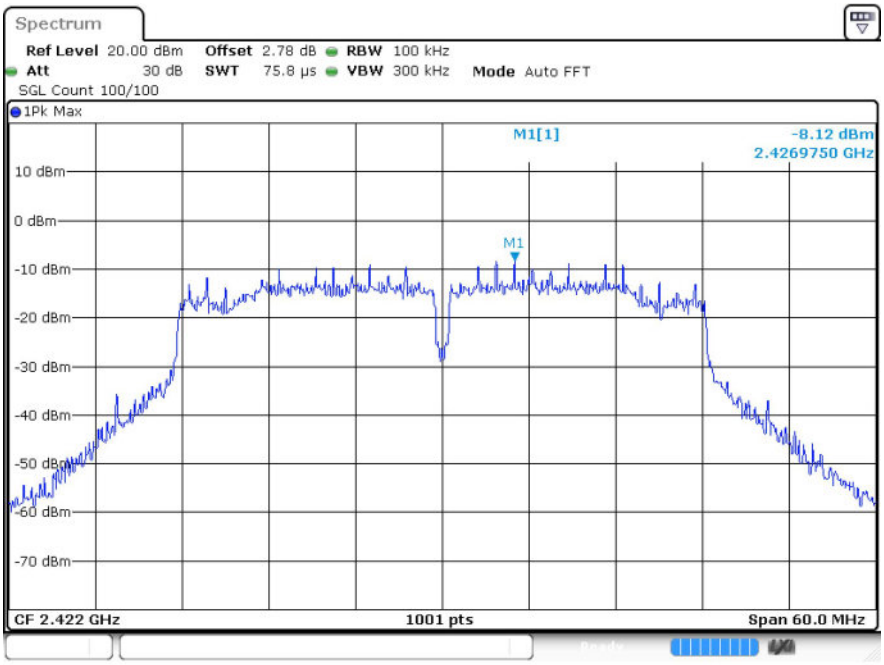

n40 2422MHz Ant1 Emission

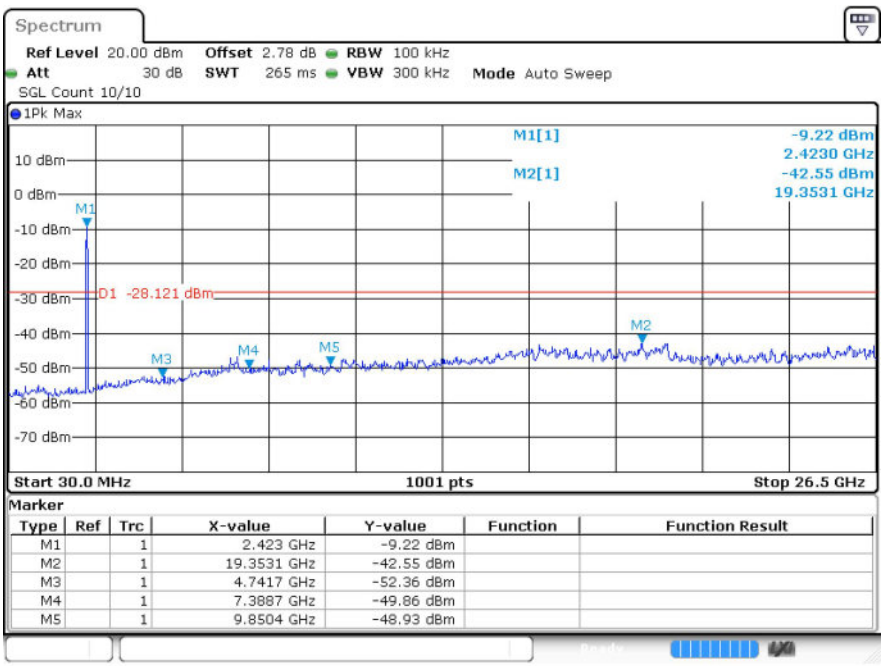

Marker

Type	Ref	Trc	X-value	Y-value	Function	Function Result
M1		1	2.423 GHz	-9.22 dBm		
M2		1	19.3531 GHz	-42.55 dBm		
M3		1	4.7417 GHz	-52.36 dBm		
M4		1	7.3887 GHz	-49.86 dBm		
M5		1	9.8504 GHz	-48.93 dBm		

n40 2437MHz Ant1 Ref

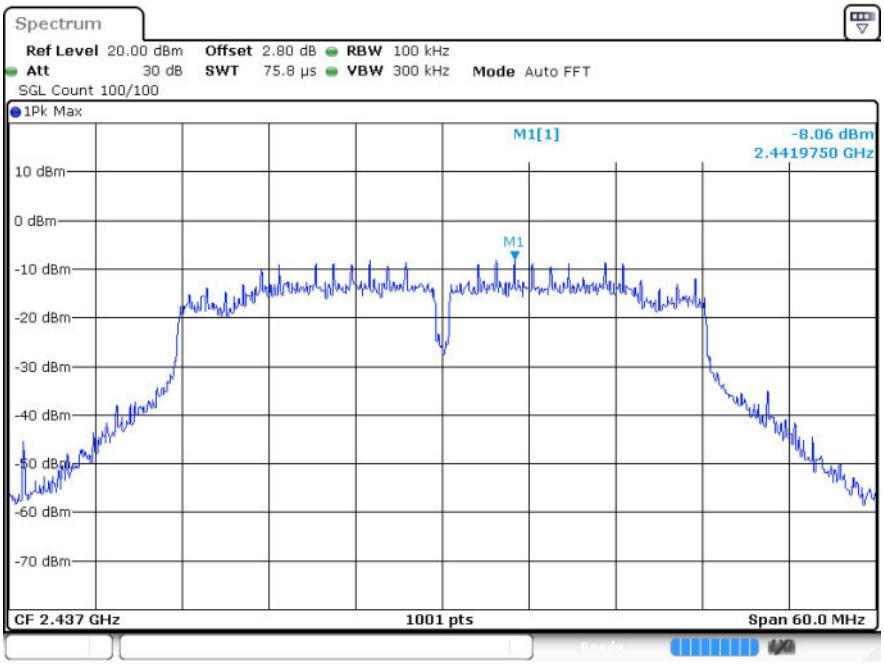

n40 2437MHz Ant1 Emission

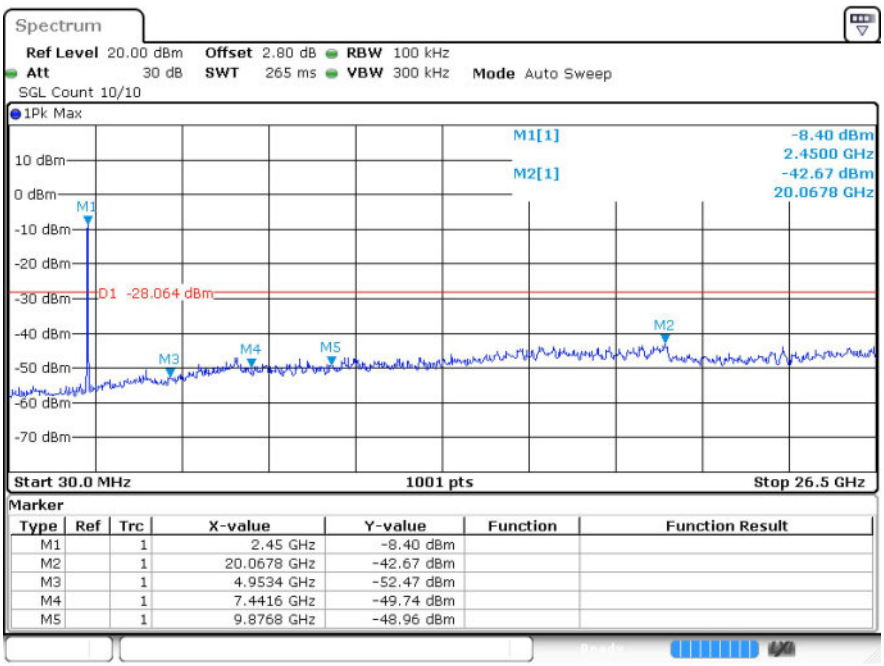

Marker

Type	Ref	Trc	X-value	Y-value	Function	Function Result
M1		1	2.45 GHz	-8.40 dBm		
M2		1	20.0678 GHz	-42.67 dBm		
M3		1	4.9534 GHz	-52.47 dBm		
M4		1	7.4416 GHz	-49.74 dBm		
M5		1	9.8768 GHz	-48.96 dBm		

n40 2452MHz Ant1 Ref

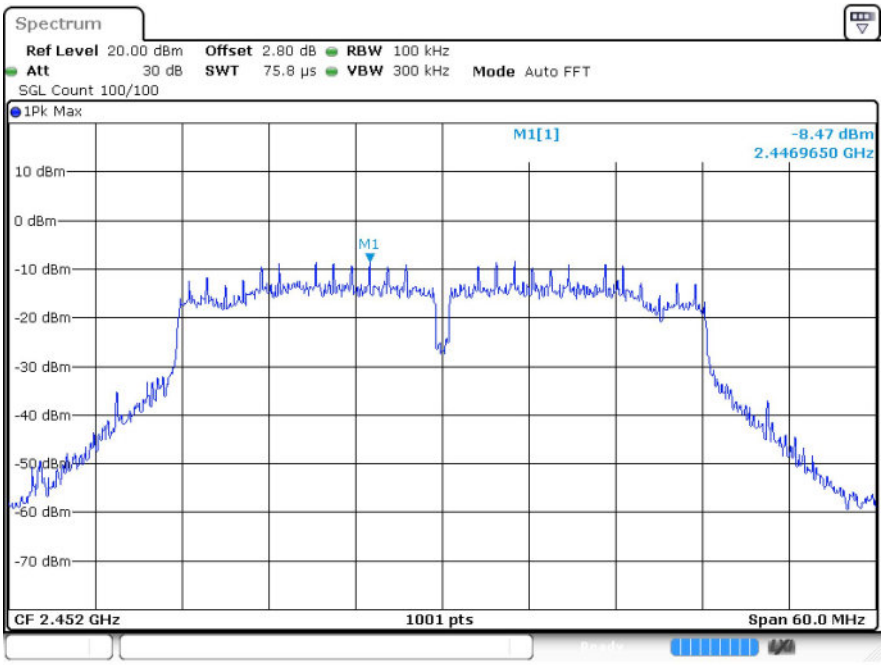

n40 2452MHz Ant1 Emission

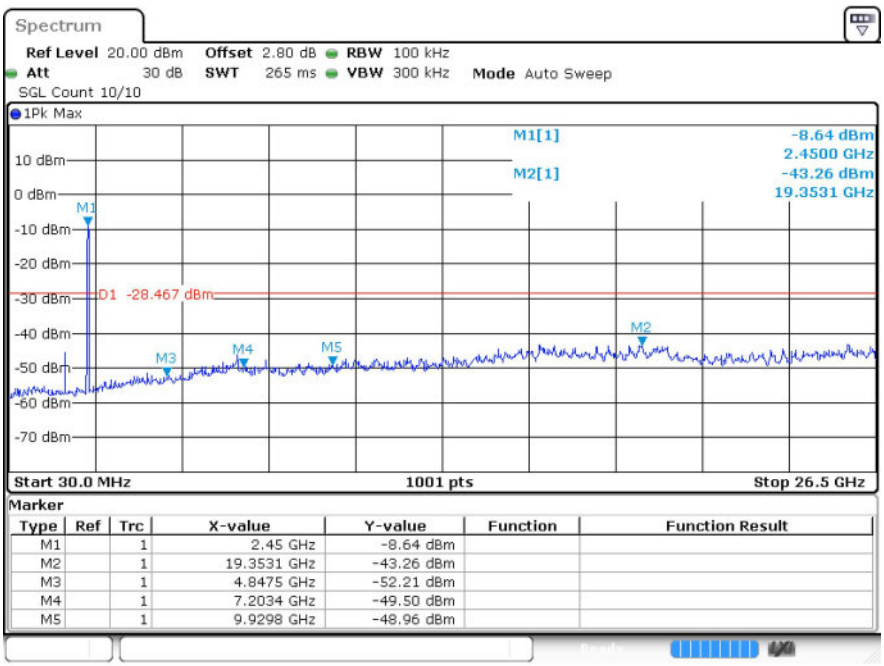

Marker

Type	Ref	Trc	X-value	Y-value	Function	Function Result
M1		1	2.45 GHz	-8.64 dBm		
M2		1	19.3531 GHz	-43.26 dBm		
M3		1	4.8475 GHz	-52.21 dBm		
M4		1	7.2034 GHz	-49.50 dBm		
M5		1	9.9298 GHz	-48.96 dBm		

7 Restrict Band

7.1 Test Result

Mode	Frequency (MHz)	Antenna	Spur Freq (MHz)	Power (dBm)	Gain (dBi)	E (dBuV/m)	Detector	Limit (dBuV/m)	Verdict
b	2412	Ant1	2310	-50.67	2.36	46.92	Peak	74	Pass
b	2412	Ant1	2310	-58.16	2.36	39.43	Average	54	Pass
b	2412	Ant1	2389.092	-45.51	2.36	52.08	Peak	74	Pass
b	2412	Ant1	2385.348	-54.22	2.36	43.37	Average	54	Pass
b	2412	Ant1	2390	-48.3	2.36	49.29	Peak	74	Pass
b	2412	Ant1	2390	-56.72	2.36	40.87	Average	54	Pass
b	2462	Ant1	2483.5	-47.73	2.36	49.86	Peak	74	Pass
b	2462	Ant1	2483.5	-57.53	2.36	40.06	Average	54	Pass
b	2462	Ant1	2496.979	-45.35	2.36	52.24	Peak	74	Pass
b	2462	Ant1	2487.015	-57.35	2.36	40.24	Average	54	Pass
b	2462	Ant1	2500	-49.47	2.36	48.12	Peak	74	Pass
b	2462	Ant1	2500	-58.05	2.36	39.54	Average	54	Pass
g	2412	Ant1	2310	-49.42	2.36	48.17	Peak	74	Pass
g	2412	Ant1	2310	-56.65	2.36	40.94	Average	54	Pass
g	2412	Ant1	2338.314	-45.2	2.36	52.39	Peak	74	Pass
g	2412	Ant1	2337.144	-54.53	2.36	43.06	Average	54	Pass
g	2412	Ant1	2390	-49.15	2.36	48.44	Peak	74	Pass
g	2412	Ant1	2390	-56.89	2.36	40.70	Average	54	Pass
g	2462	Ant1	2483.5	-48.23	2.36	49.36	Peak	74	Pass
g	2462	Ant1	2483.5	-56.89	2.36	40.70	Average	54	Pass
g	2462	Ant1	2496.979	-46.96	2.36	50.63	Peak	74	Pass
g	2462	Ant1	2486.114	-56.21	2.36	41.38	Average	54	Pass
g	2462	Ant1	2500	-49.8	2.36	47.79	Peak	74	Pass
g	2462	Ant1	2500	-56.77	2.36	40.82	Average	54	Pass
n20	2412	Ant1	2310	-48.68	2.36	48.91	Peak	74	Pass
n20	2412	Ant1	2310	-57.24	2.36	40.35	Average	54	Pass
n20	2412	Ant1	2338.899	-45.37	2.36	52.22	Peak	74	Pass
n20	2412	Ant1	2340.303	-54.89	2.36	42.70	Average	54	Pass
n20	2412	Ant1	2390	-49.23	2.36	48.36	Peak	74	Pass
n20	2412	Ant1	2390	-57.32	2.36	40.27	Average	54	Pass
n20	2462	Ant1	2483.5	-49.08	2.36	48.51	Peak	74	Pass
n20	2462	Ant1	2483.5	-56.67	2.36	40.92	Average	54	Pass
n20	2462	Ant1	2495.177	-46.89	2.36	50.70	Peak	74	Pass
n20	2462	Ant1	2484.206	-56.15	2.36	41.44	Average	54	Pass

n20	2462	Ant1	2500	-48.73	2.36	48.86	Peak	74	Pass
n20	2462	Ant1	2500	-56.83	2.36	40.76	Average	54	Pass
n40	2422	Ant1	2310	-49.92	2.36	47.67	Peak	74	Pass
n40	2422	Ant1	2310	-56.89	2.36	40.70	Average	54	Pass
n40	2422	Ant1	2349.05	-45.73	2.36	51.86	Peak	74	Pass
n40	2422	Ant1	2339.11	-54.57	2.36	43.02	Average	54	Pass
n40	2422	Ant1	2390	-48.77	2.36	48.82	Peak	74	Pass
n40	2422	Ant1	2390	-57.22	2.36	40.37	Average	54	Pass
n40	2452	Ant1	2483.5	-48.09	2.36	49.50	Peak	74	Pass
n40	2452	Ant1	2483.5	-56.13	2.36	41.46	Average	54	Pass
n40	2452	Ant1	2484.088	-46.61	2.36	50.98	Peak	74	Pass
n40	2452	Ant1	2483.698	-56.03	2.36	41.56	Average	54	Pass
n40	2452	Ant1	2500	-49.45	2.36	48.14	Peak	74	Pass
n40	2452	Ant1	2500	-56.62	2.36	40.97	Average	54	Pass

7.2 Test Graphs

Test Graphs

b 2412MHz Ant1 Peak

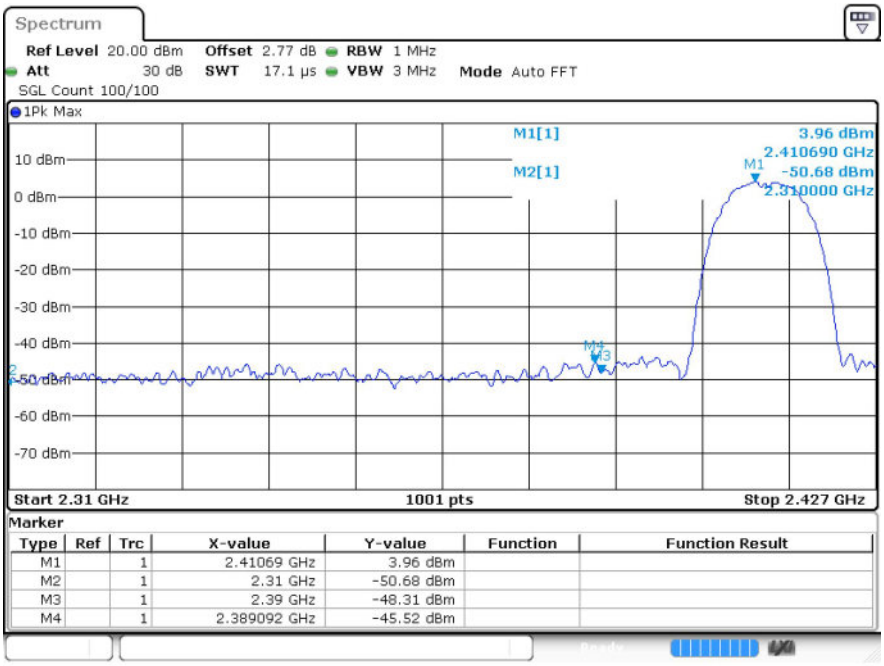

b 2412MHz Ant1 Average

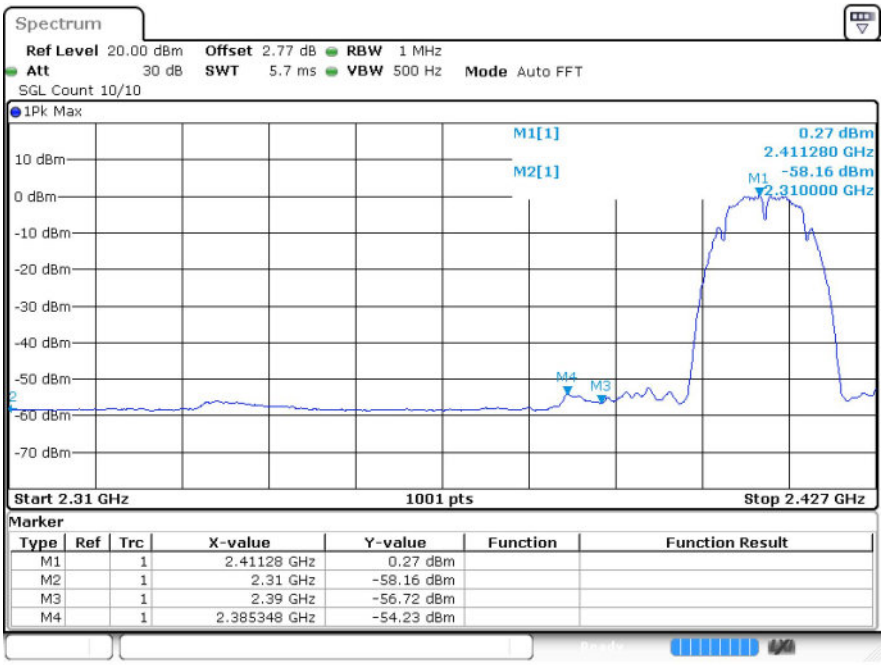

b 2462MHz Ant1 Peak

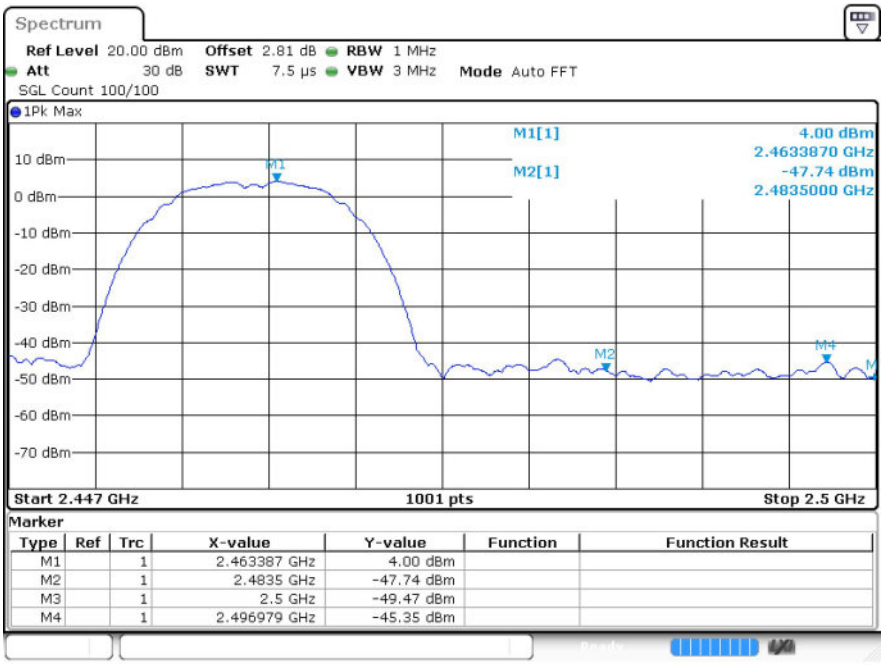

b 2462MHz Ant1 Average

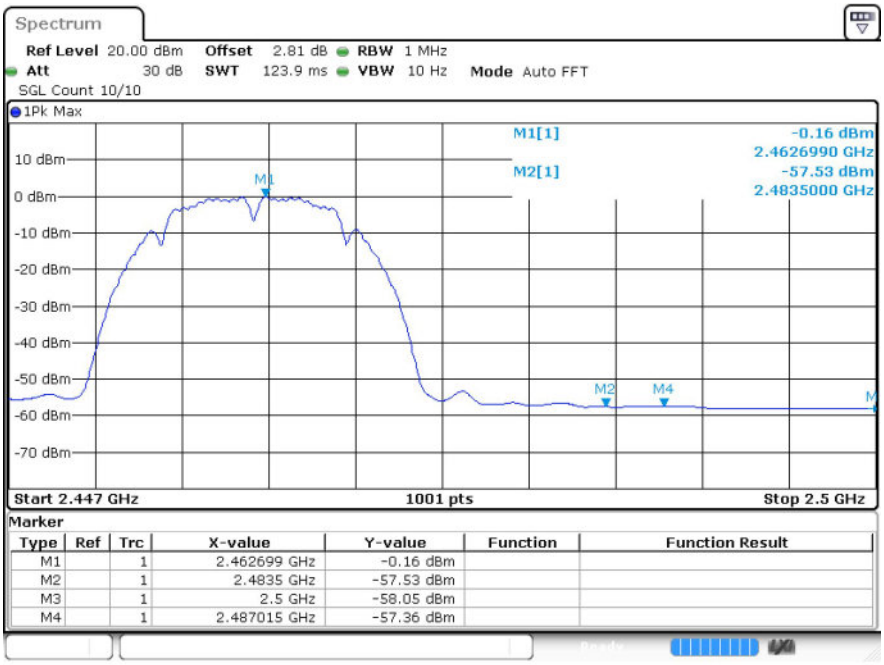

g 2412MHz Ant1 Peak

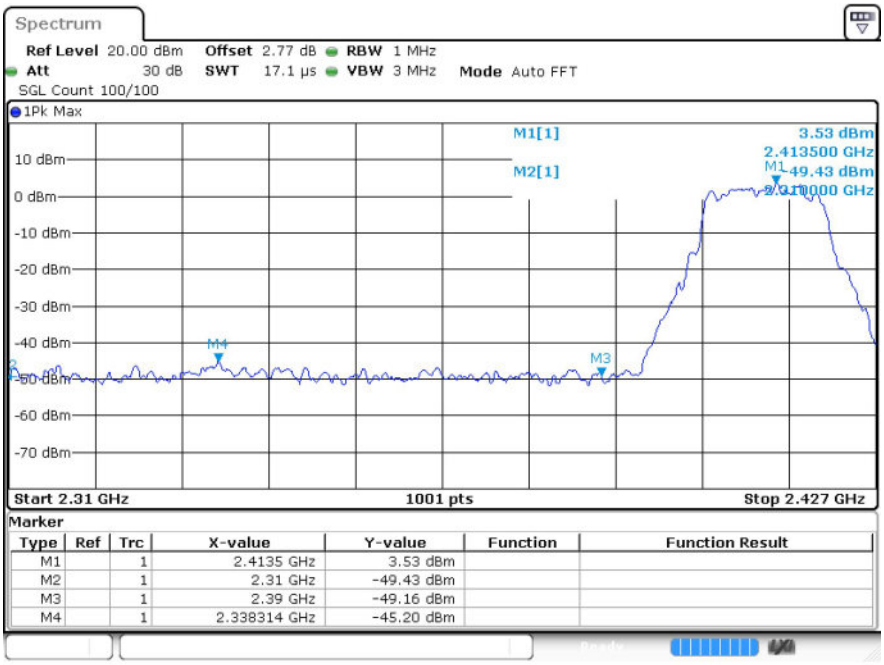

g 2412MHz Ant1 Average

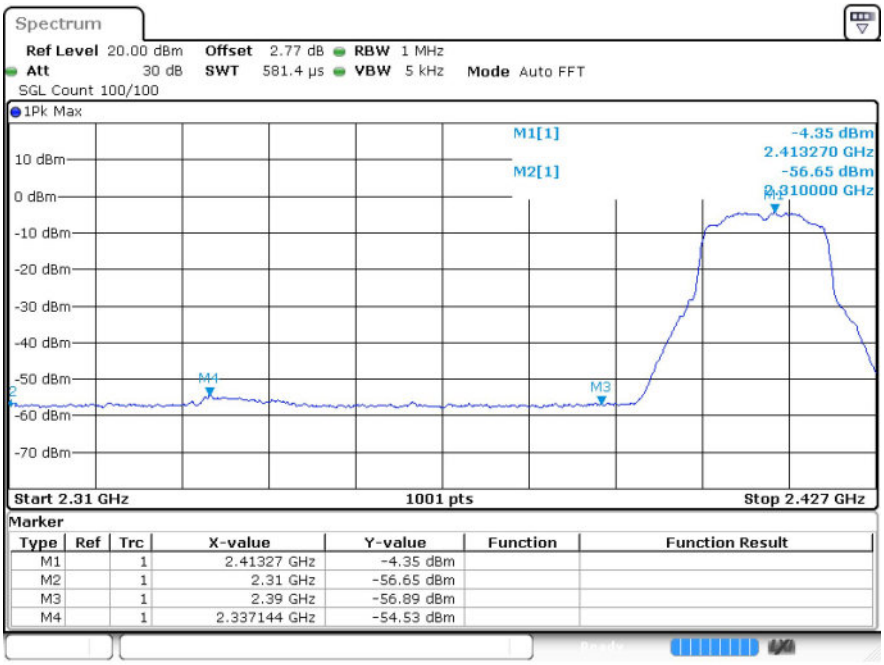

g 2462MHz Ant1 Peak

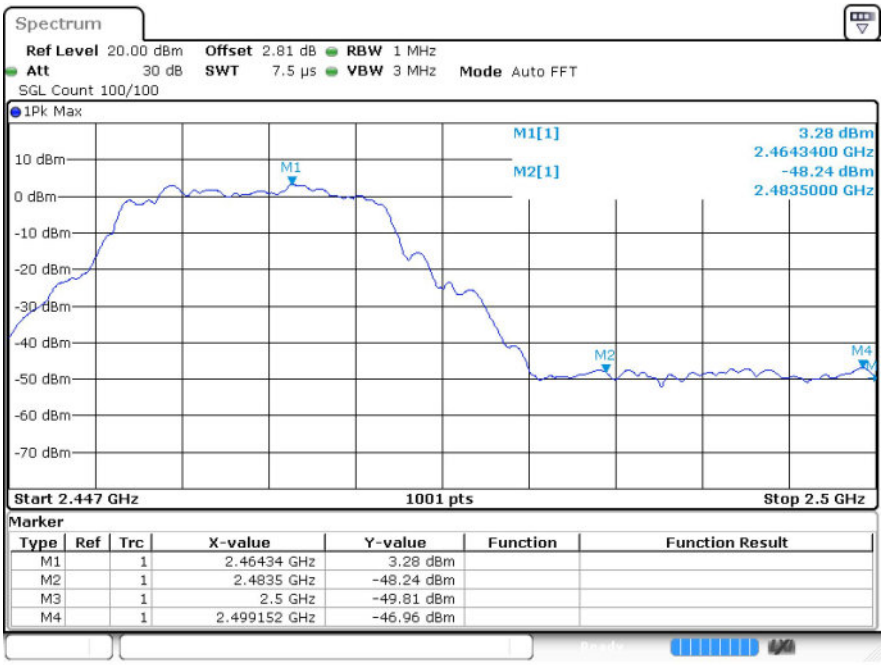

g 2462MHz Ant1 Average

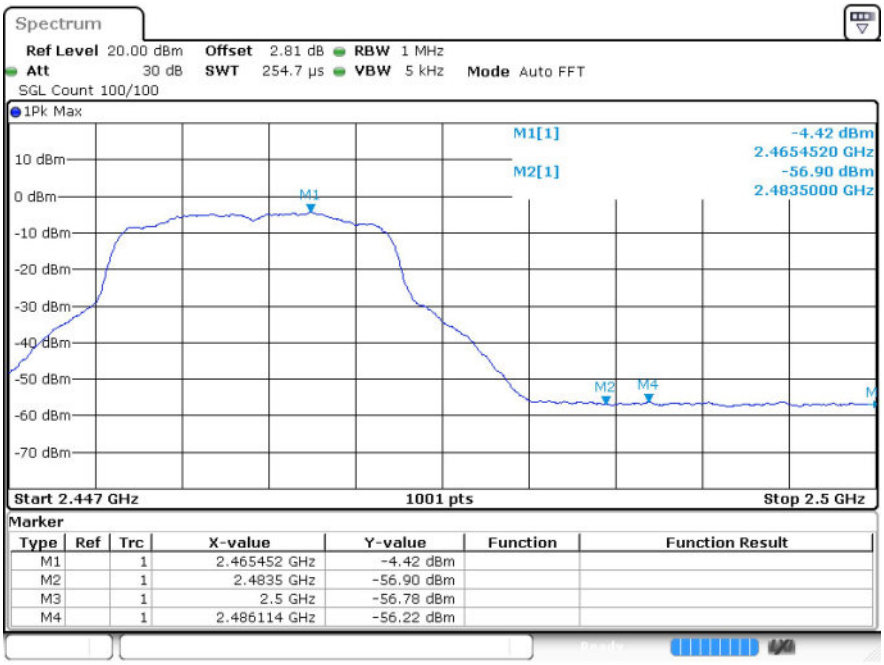

n20 2412MHz Ant1 Peak

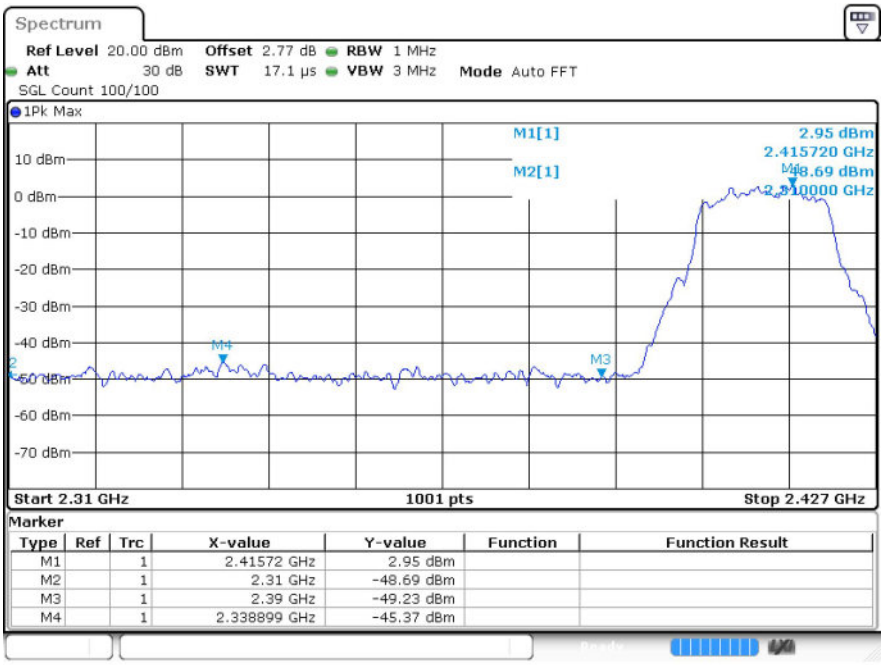

n20 2412MHz Ant1 Average

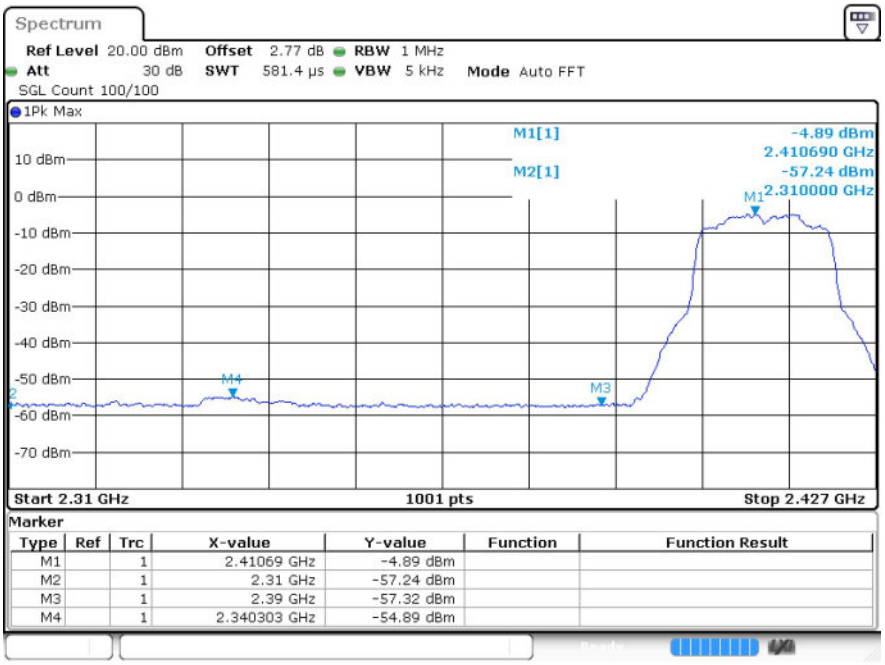

n20 2462MHz Ant1 Peak

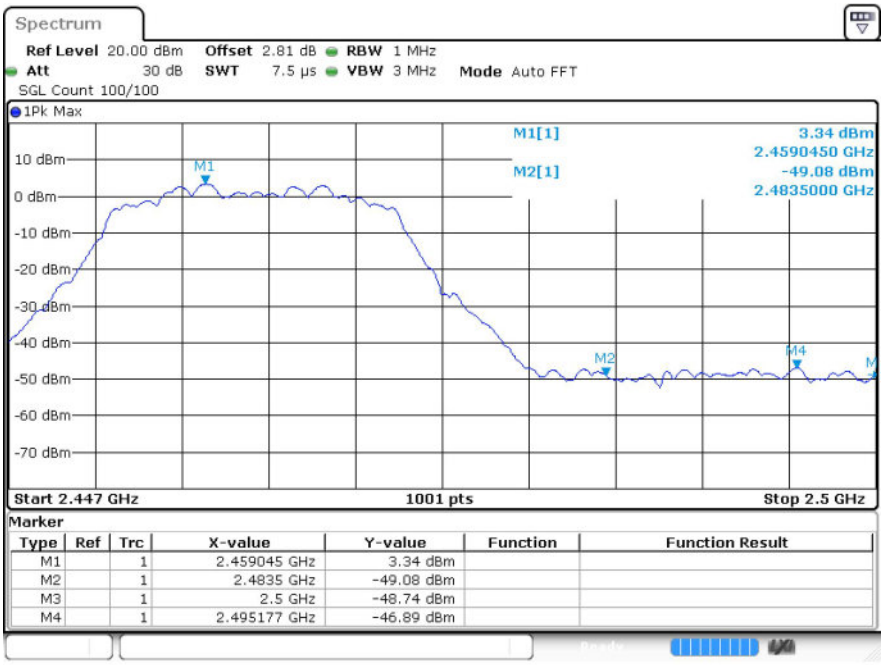

n20 2462MHz Ant1 Average

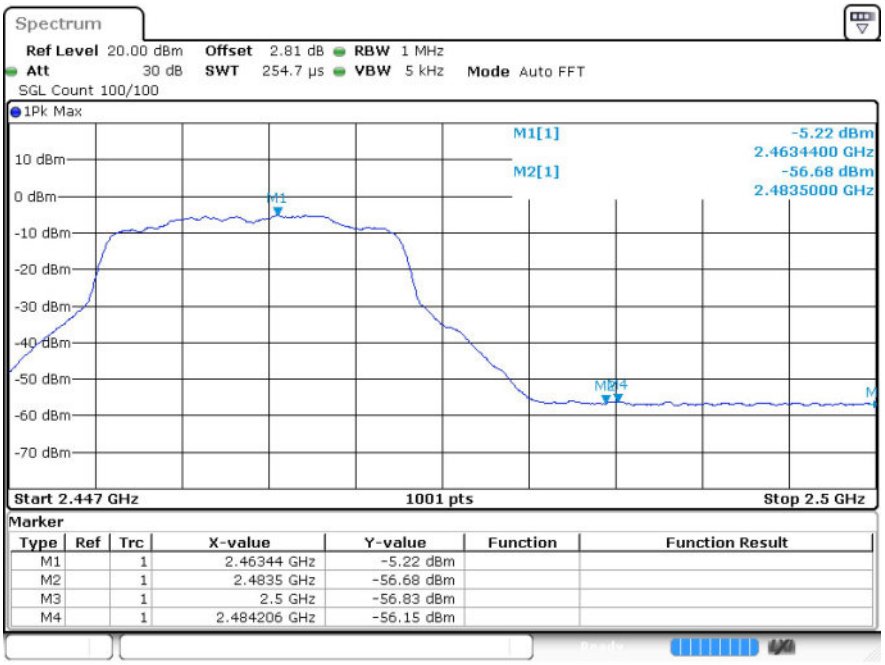

n40 2422MHz Ant1 Peak

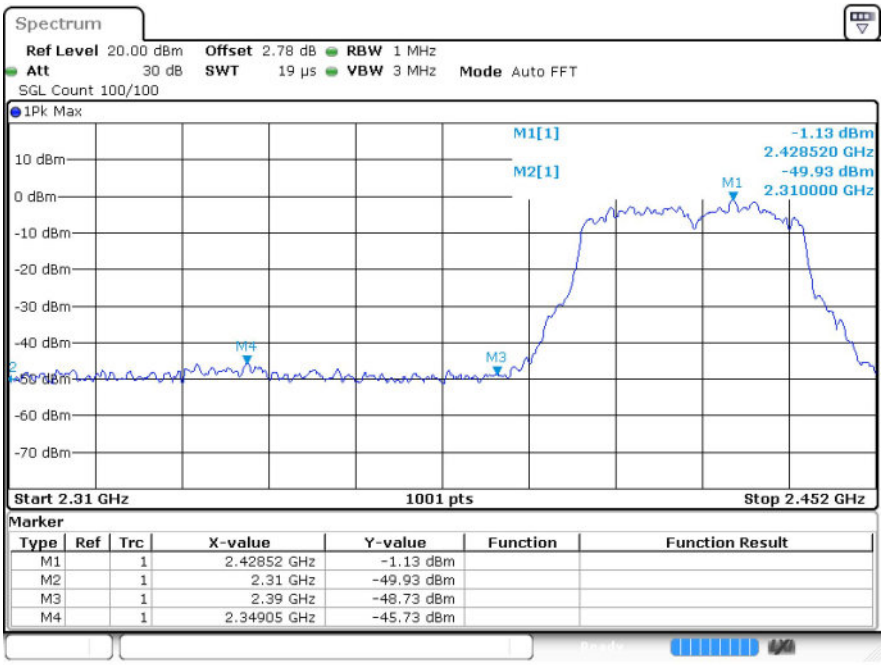

n40 2422MHz Ant1 Average

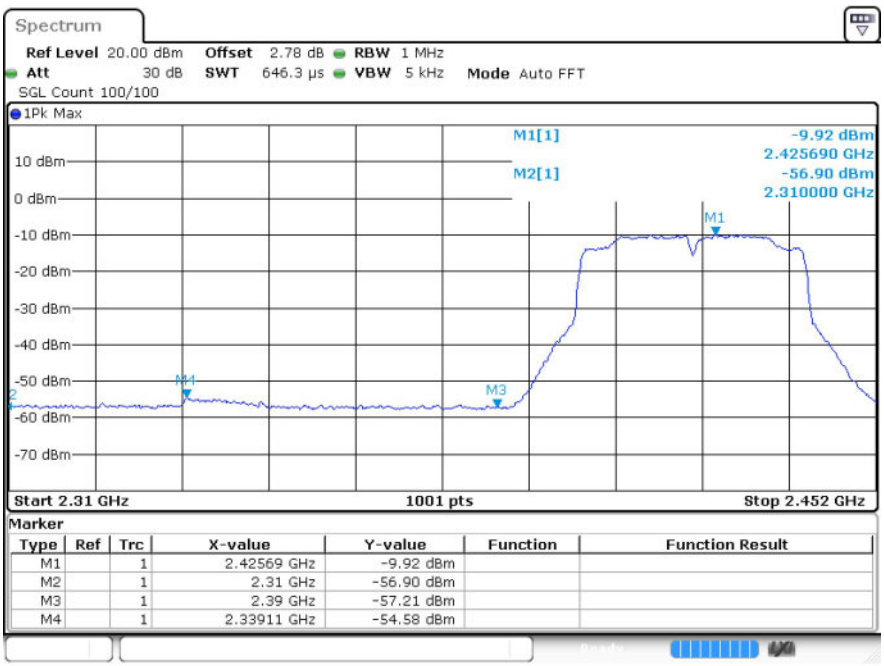

n40 2452MHz Ant1 Peak

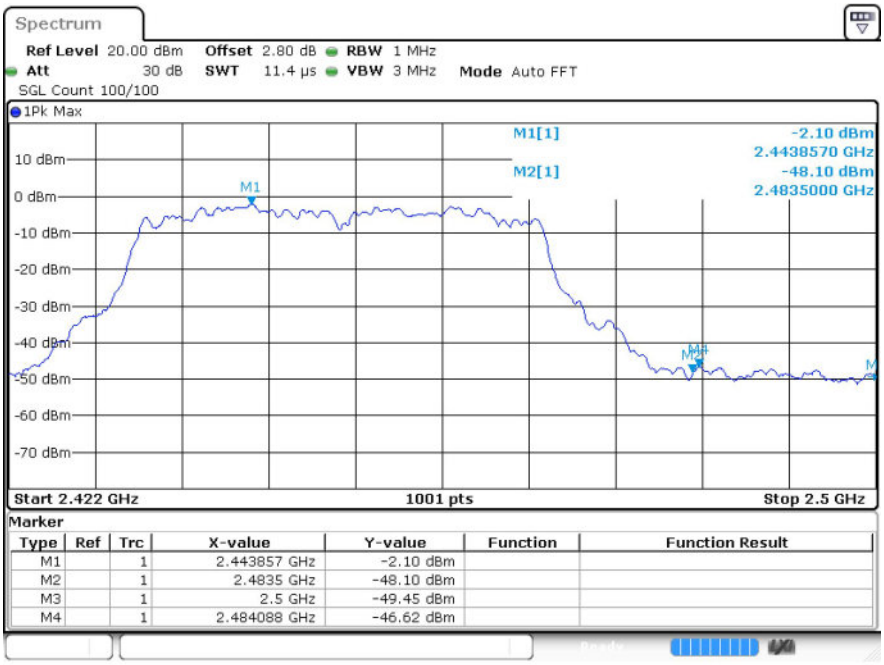

n40 2452MHz Ant1 Average

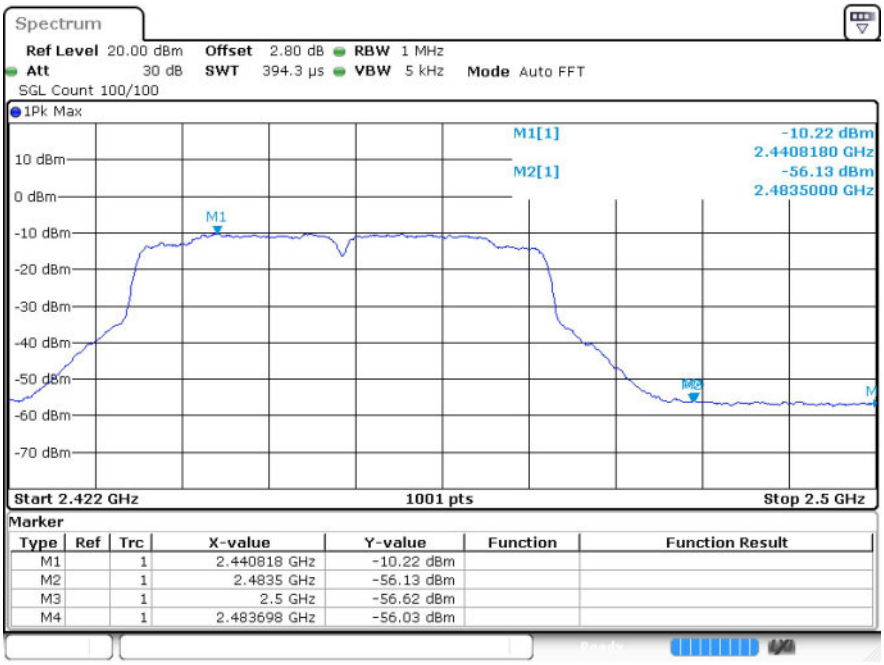

---The End---