802.11b Out-of-Band Emissions – Ant 1	
Channel 11 (2462MHz)	
Reference Level	High Band Edge
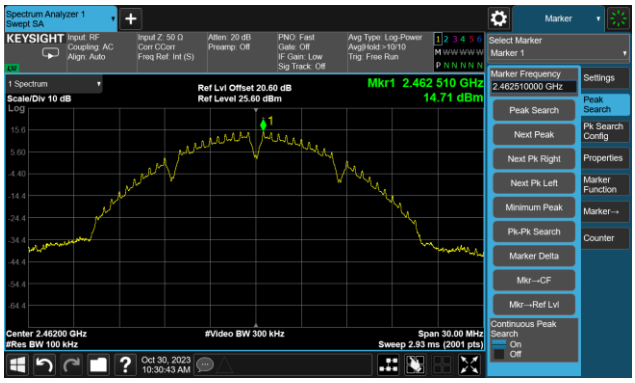	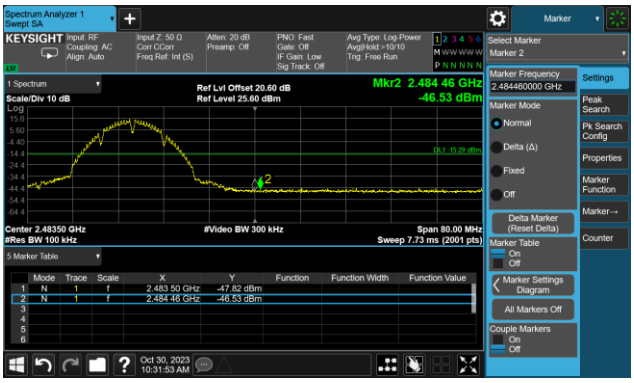
Spurious Emission	

802.11g Out-of-Band Emissions – Ant 1

Channel 01 (2412MHz)

Reference Level

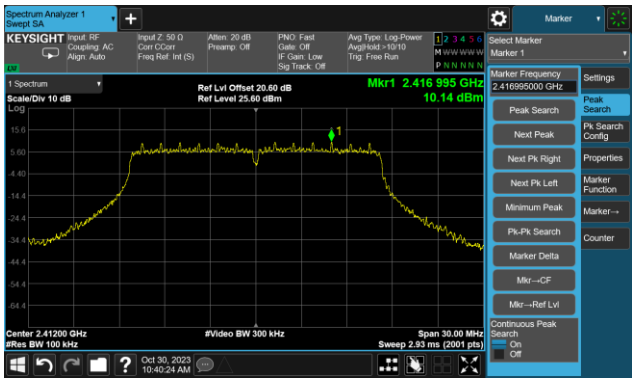

Low Band Edge

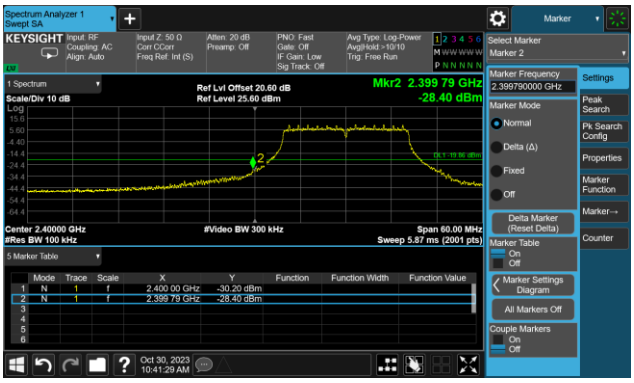

Spurious Emission

Channel 06 (2437MHz)

Reference Level

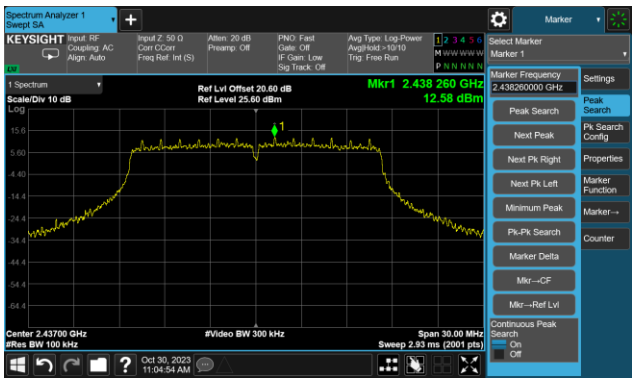

Spurious Emission

802.11g Out-of-Band Emissions – Ant 1	
Channel 11 (2462MHz)	
Reference Level	High Band Edge
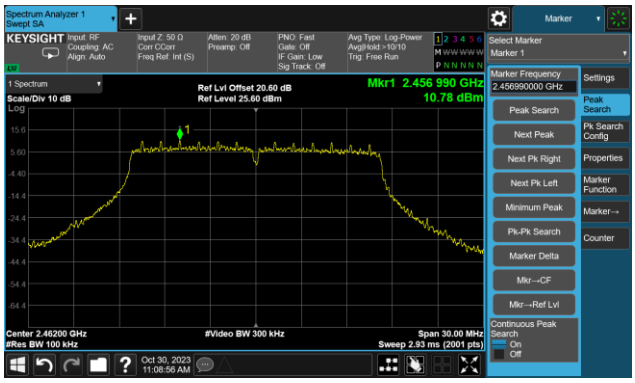	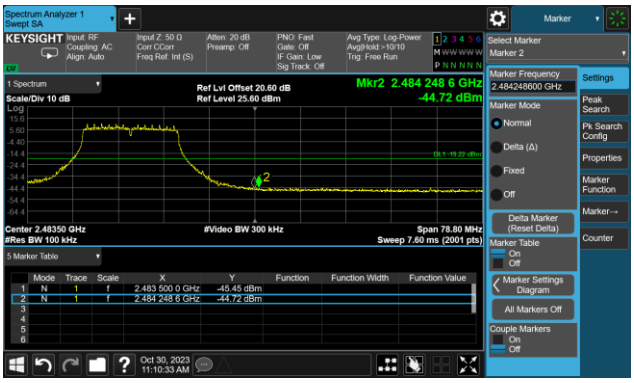
Spurious Emission	

802.11n-HT20 Out-of-Band Emissions – Ant 1

Channel 01 (2412MHz)

Reference Level

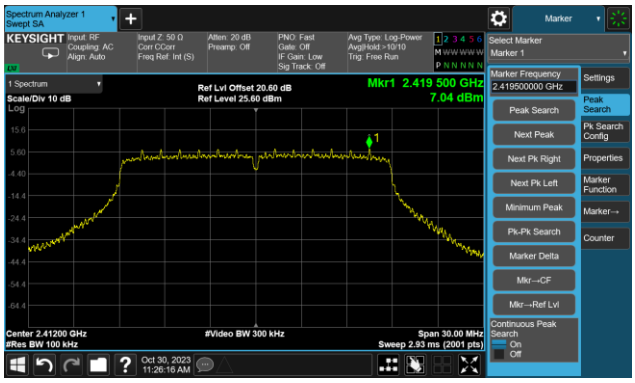

Low Band Edge

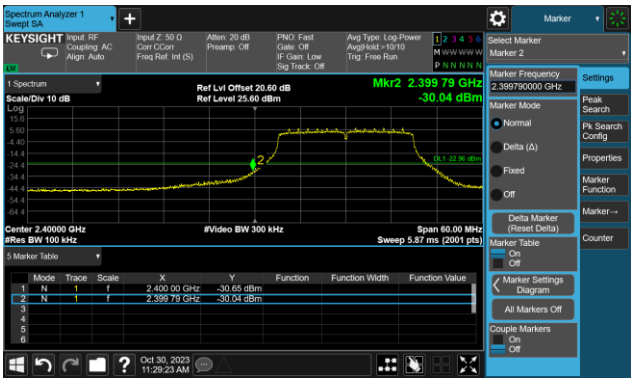

Spurious Emission

Channel 06 (2437MHz)

Reference Level

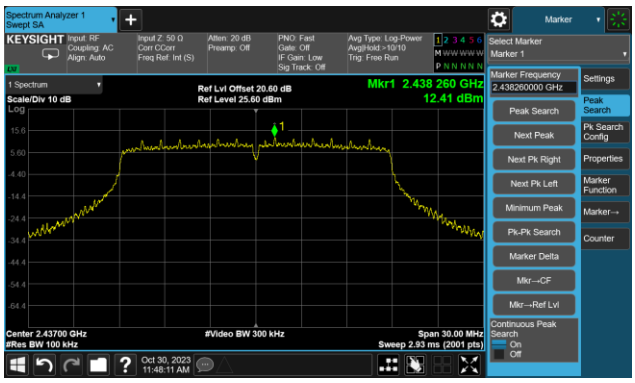

Spurious Emission

802.11n-HT20 Out-of-Band Emissions – Ant 1	
Channel 11 (2462MHz)	
Reference Level	High Band Edge
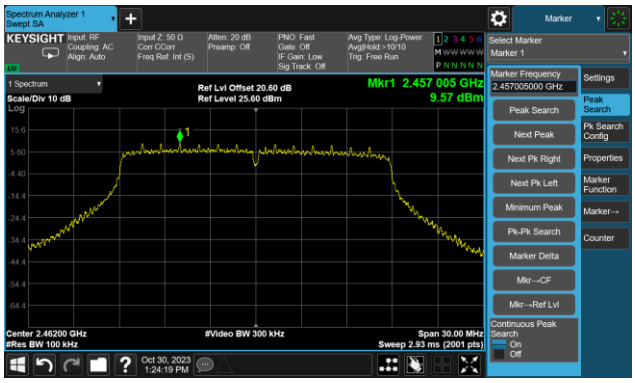	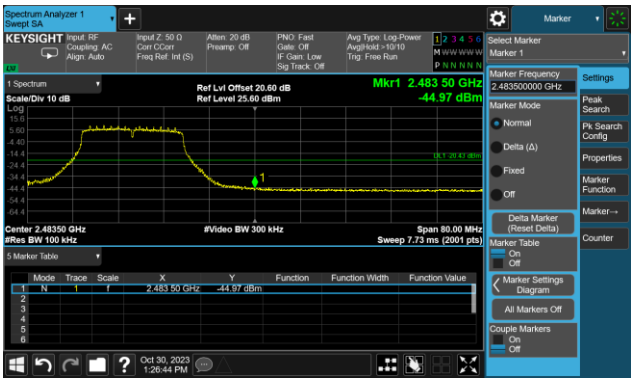
Spurious Emission	

802.11n-HT40 Out-of-Band Emissions – Ant 1

Channel 03 (2422MHz)

Reference Level

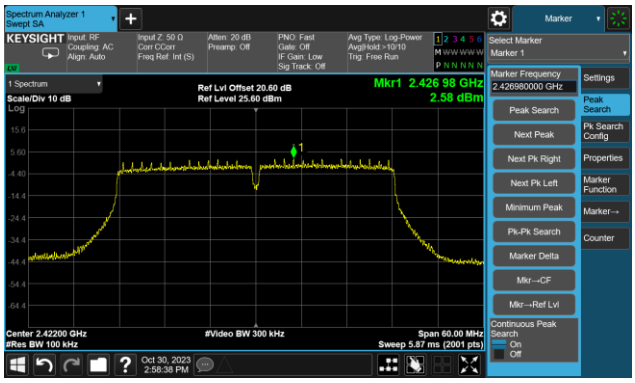

Low Band Edge

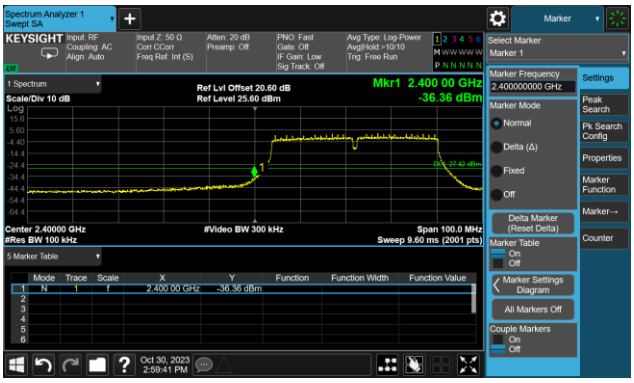

Spurious Emission

Channel 06 (2437MHz)

Reference Level

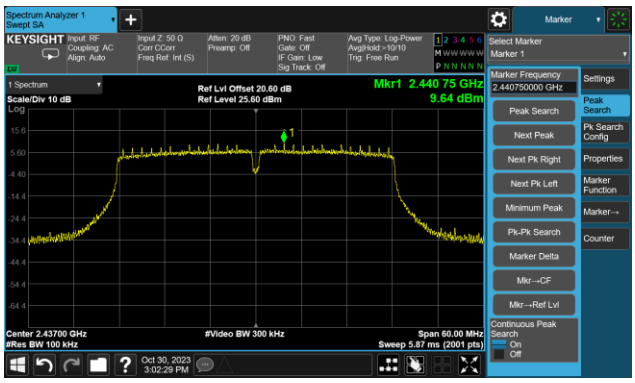

Spurious Emission

802.11n-HT40 Out-of-Band Emissions – Ant 1	
Channel 09 (2452MHz)	
Reference Level	High Band Edge
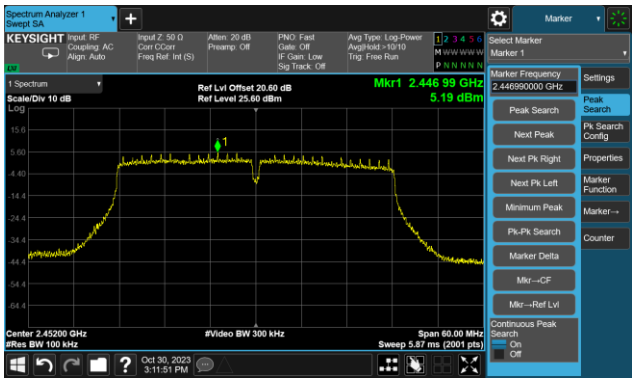	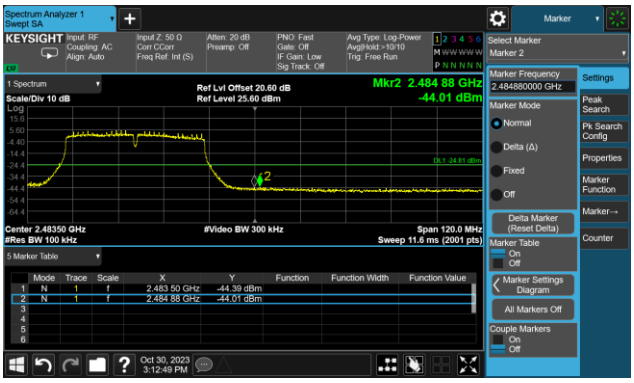
Spurious Emission	

802.11ax-HE20 Out-of-Band Emissions – Ant 1

Channel 01 (2412MHz)

Reference Level

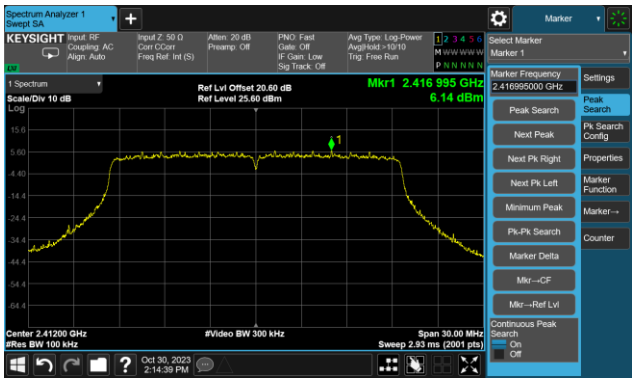

Low Band Edge

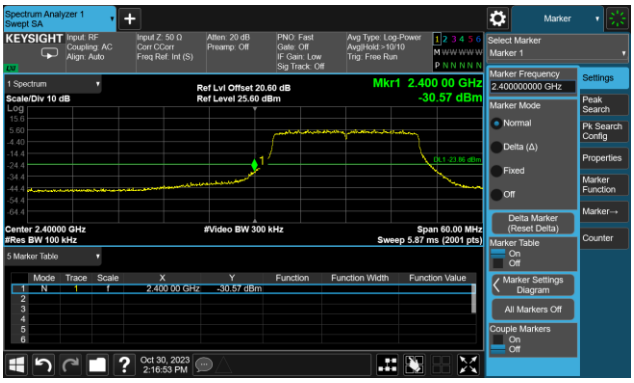

Spurious Emission

Channel 06 (2437MHz)

Reference Level

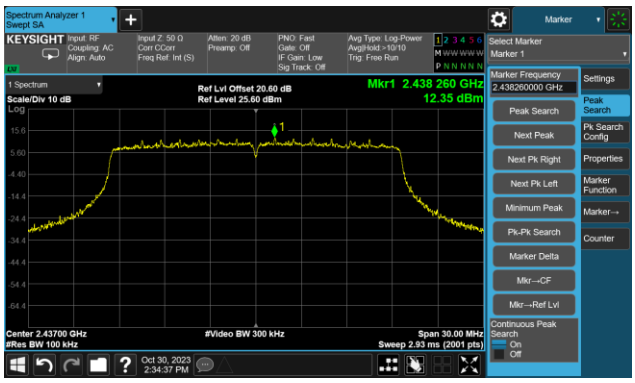

Spurious Emission

802.11ax-HE20 Out-of-Band Emissions – Ant 1	
Channel 11 (2462MHz)	
Reference Level	High Band Edge
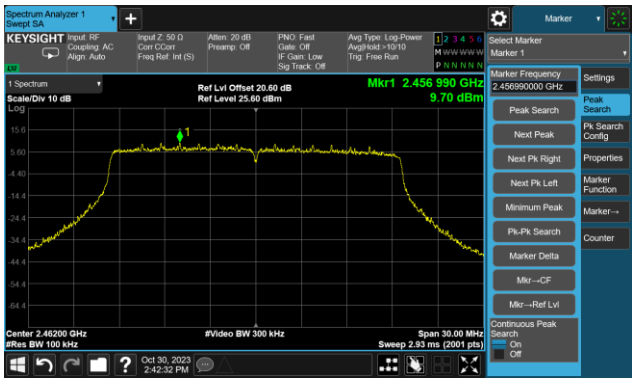	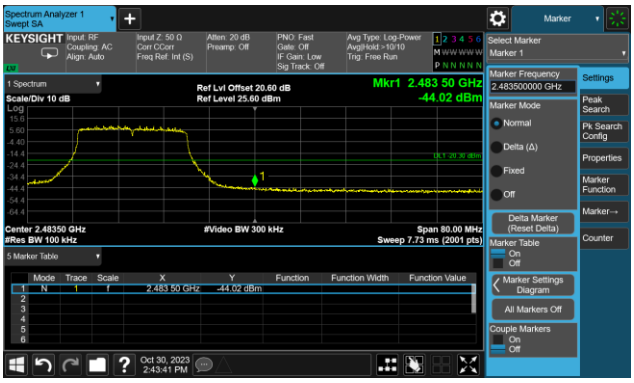
Spurious Emission	

802.11ax-HE40 Out-of-Band Emissions – Ant 1

Channel 03 (2422MHz)

Reference Level

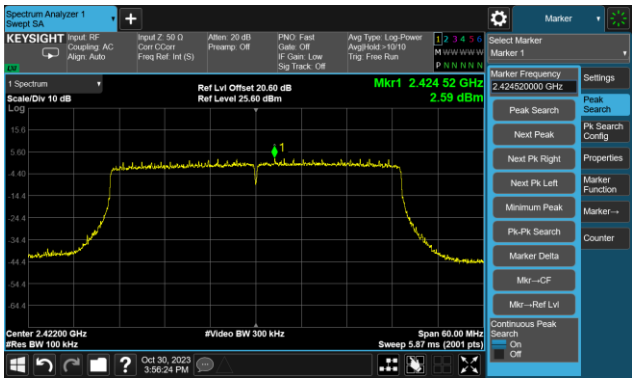

Low Band Edge

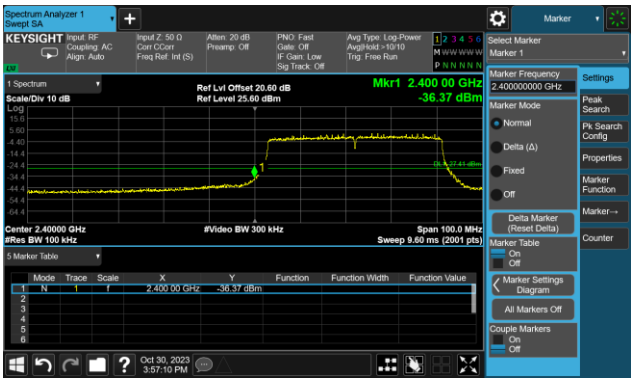

Spurious Emission

Channel 06 (2437MHz)

Reference Level

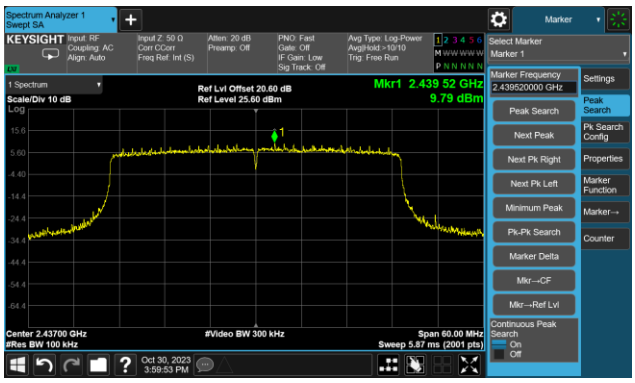

Spurious Emission

802.11ax-HE40 Out-of-Band Emissions – Ant 1	
Channel 09 (2452MHz)	
Reference Level	High Band Edge
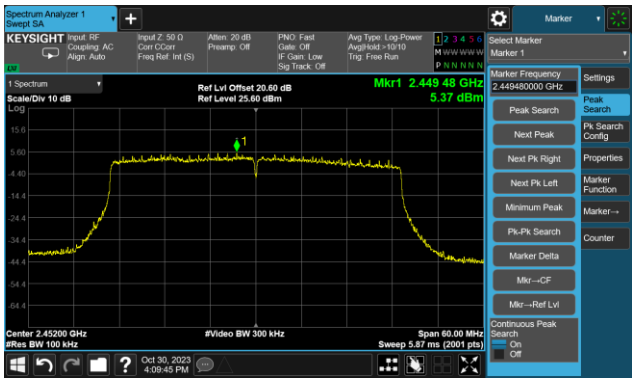	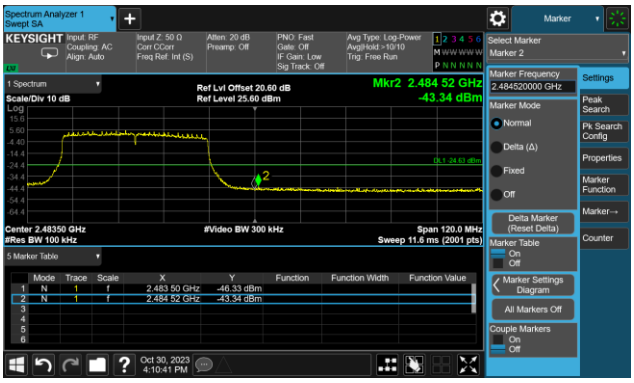
Spurious Emission	

A.6 Radiated Spurious Emission Test Result

Antenna Model No. - KDP2N-D2458L13BWB:

Test Site	SIP-AC2	Test Engineer	Mero Zhou
Test Date	2023-10-17	Test Mode	802.11b
Remark:	1. Average measurement was not performed if peak level lower than average limit. 2. Other frequency was 20dB below limit line within 1-18GHz, there is not show in the report.		

Test Channel	Frequency (MHz)	Reading Level (dBμV)	Factor (dB/m)	Measure Level (dBμV/m)	Limit (dBμV/m)	Margin (dB)	Detector	Polarization
01	3771.0	48.0	-6.1	41.9	74.0	-32.1	Peak	Horizontal
	4833.5	45.2	-3.5	41.7	74.0	-32.3	Peak	Horizontal
	12092.5	40.6	6.7	47.3	74.0	-26.7	Peak	Horizontal
	4782.5	45.8	-3.2	42.6	74.0	-31.4	Peak	Vertical
	8420.5	42.4	2.6	45.0	74.0	-29.0	Peak	Vertical
	12560.0	41.9	7.6	49.5	74.0	-24.5	Peak	Vertical
06	4799.5	45.7	-3.4	42.3	74.0	-31.7	Peak	Horizontal
	8199.5	41.7	2.5	44.2	74.0	-29.8	Peak	Horizontal
	11225.5	41.6	5.5	47.1	74.0	-26.9	Peak	Horizontal
	4791.0	45.5	-3.2	42.3	74.0	-31.7	Peak	Vertical
	8446.0	42.9	2.5	45.4	74.0	-28.6	Peak	Vertical
	11999.0	41.1	6.5	47.6	74.0	-26.4	Peak	Vertical
11	4876.0	45.1	-3.3	41.8	74.0	-32.2	Peak	Horizontal
	8335.5	42.7	2.2	44.9	74.0	-29.1	Peak	Horizontal
	10970.5	42.6	5.4	48.0	74.0	-26.0	Peak	Horizontal
	4068.5	46.4	-4.8	41.6	74.0	-32.4	Peak	Vertical
	7579.0	43.4	1.9	45.3	74.0	-28.7	Peak	Vertical
	10996.0	42.2	5.5	47.7	74.0	-26.3	Peak	Vertical

Note: Measure Level (dBμV/m) = Reading Level (dBμV) + Factor (dB/m)

Factor (dB/m) = Cable Loss (dB) + Antenna Factor (dB/m) - Pre_Amplifier Gain (dB)

Test Site	SIP-AC2	Test Engineer	Mero Zhou
Test Date	2023-10-17	Test Mode	802.11g
Remark:	1. Average measurement was not performed if peak level lower than average limit. 2. Other frequency was 20dB below limit line within 1-18GHz, there is not show in the report.		

Test Channel	Frequency (MHz)	Reading Level (dBμV)	Factor (dB/m)	Measure Level (dBμV/m)	Limit (dBμV/m)	Margin (dB)	Detector	Polarization
01	4723.0	45.4	-3.6	41.8	74.0	-32.2	Peak	Horizontal
	7528.0	43.3	1.7	45.0	74.0	-29.0	Peak	Horizontal
	10792.0	43.8	5.4	49.2	74.0	-24.8	Peak	Horizontal
	4935.5	45.2	-3.1	42.1	74.0	-31.9	Peak	Vertical
	8420.5	43.3	2.6	45.9	74.0	-28.1	Peak	Vertical
	11089.5	42.4	5.5	47.9	74.0	-26.1	Peak	Vertical
06	4961.0	45.0	-2.7	42.3	74.0	-31.7	Peak	Horizontal
	8403.5	42.6	2.3	44.9	74.0	-29.1	Peak	Horizontal
	11616.5	41.4	6.3	47.7	74.0	-26.3	Peak	Horizontal
	4901.5	45.9	-3.2	42.7	74.0	-31.3	Peak	Vertical
	8225.0	41.9	2.4	44.3	74.0	-29.7	Peak	Vertical
	11582.5	41.5	6.1	47.6	74.0	-26.4	Peak	Vertical
11	4859.0	45.5	-3.0	42.5	74.0	-31.5	Peak	Horizontal
	8429.0	42.3	2.8	45.1	74.0	-28.9	Peak	Horizontal
	11735.5	41.9	6.2	48.1	74.0	-25.9	Peak	Horizontal
	4901.5	45.0	-3.2	41.8	74.0	-32.2	Peak	Vertical
	8089.0	42.2	2.8	45.0	74.0	-29.0	Peak	Vertical
	11837.5	41.5	6.2	47.7	74.0	-26.3	Peak	Vertical

Note: Measure Level (dBμV/m) = Reading Level (dBμV) + Factor (dB/m)

Factor (dB/m) = Cable Loss (dB) + Antenna Factor (dB/m) - Pre_Amplifier Gain (dB)

Test Site	SIP-AC2	Test Engineer	Mero Zhou
Test Date	2023-10-17	Test Mode	802.11n-HT20
Remark:	1. Average measurement was not performed if peak level lower than average limit. 2. Other frequency was 20dB below limit line within 1-18GHz, there is not show in the report.		

Test Channel	Frequency (MHz)	Reading Level (dBμV)	Factor (dB/m)	Measure Level (dBμV/m)	Limit (dBμV/m)	Margin (dB)	Detector	Polarization
01	4799.5	45.4	-3.4	42.0	74.0	-32.0	Peak	Horizontal
	8148.5	42.9	2.6	45.5	74.0	-28.5	Peak	Horizontal
	11540.0	41.6	6.1	47.7	74.0	-26.3	Peak	Horizontal
	4961.0	45.0	-2.7	42.3	74.0	-31.7	Peak	Vertical
	8131.5	42.1	2.7	44.8	74.0	-29.2	Peak	Vertical
	11633.5	41.3	6.0	47.3	74.0	-26.7	Peak	Vertical
06	5071.5	45.3	-3.2	42.1	74.0	-31.9	Peak	Horizontal
	8284.5	43.1	2.6	45.7	74.0	-28.3	Peak	Horizontal
	11786.5	41.3	6.3	47.6	74.0	-26.4	Peak	Horizontal
	4910.0	45.3	-3.3	42.0	74.0	-32.0	Peak	Vertical
	8097.5	42.1	2.8	44.9	74.0	-29.1	Peak	Vertical
	11166.0	42.3	5.4	47.7	74.0	-26.3	Peak	Vertical
11	4944.0	44.5	-3.0	41.5	74.0	-32.5	Peak	Horizontal
	8403.5	42.6	2.3	44.9	74.0	-29.1	Peak	Horizontal
	10945.0	42.2	5.4	47.6	74.0	-26.4	Peak	Horizontal
	5046.0	45.5	-2.9	42.6	74.0	-31.4	Peak	Vertical
	8361.0	43.1	2.3	45.4	74.0	-28.6	Peak	Vertical
	12628.0	40.8	7.6	48.4	74.0	-25.6	Peak	Vertical

Note: Measure Level (dBμV/m) = Reading Level (dBμV) + Factor (dB/m)

Factor (dB/m) = Cable Loss (dB) + Antenna Factor (dB/m) - Pre_Amplifier Gain (dB)

Test Site	SIP-AC2	Test Engineer	Mero Zhou
Test Date	2023-10-17	Test Mode	802.11n-HT40
Remark:	1. Average measurement was not performed if peak level lower than average limit. 2. Other frequency was 20dB below limit line within 1-18GHz, there is not show in the report.		

Test Channel	Frequency (MHz)	Reading Level (dBμV)	Factor (dB/m)	Measure Level (dBμV/m)	Limit (dBμV/m)	Margin (dB)	Detector	Polarization
03	4799.5	44.9	-3.4	41.5	74.0	-32.5	Peak	Horizontal
	8471.5	42.5	2.6	45.1	74.0	-28.9	Peak	Horizontal
	11013.0	41.9	5.6	47.5	74.0	-26.5	Peak	Horizontal
	4782.5	45.4	-3.2	42.2	74.0	-31.8	Peak	Vertical
	8310.0	42.6	2.4	45.0	74.0	-29.0	Peak	Vertical
	11064.0	41.5	5.5	47.0	74.0	-27.0	Peak	Vertical
06	4952.5	44.4	-2.8	41.6	74.0	-32.4	Peak	Horizontal
	8429.0	43.4	2.8	46.2	74.0	-27.8	Peak	Horizontal
	11948.0	42.1	6.4	48.5	74.0	-25.5	Peak	Horizontal
	4799.5	45.0	-3.4	41.6	74.0	-32.4	Peak	Vertical
	8097.5	42.7	2.8	45.5	74.0	-28.5	Peak	Vertical
	11633.5	41.2	6.0	47.2	74.0	-26.8	Peak	Vertical
09	4935.5	45.4	-3.1	42.3	74.0	-31.7	Peak	Horizontal
	8131.5	43.0	2.7	45.7	74.0	-28.3	Peak	Horizontal
	11650.5	41.5	5.9	47.4	74.0	-26.6	Peak	Horizontal
	4867.5	45.3	-3.2	42.1	74.0	-31.9	Peak	Vertical
	8301.5	43.2	2.5	45.7	74.0	-28.3	Peak	Vertical
	12109.5	41.5	6.8	48.3	74.0	-25.7	Peak	Vertical

Note: Measure Level (dBμV/m) = Reading Level (dBμV) + Factor (dB/m)

Factor (dB/m) = Cable Loss (dB) + Antenna Factor (dB/m) - Pre_Amplifier Gain (dB)

Test Site	SIP-AC2	Test Engineer	Mero Zhou
Test Date	2023-10-17	Test Mode	802.11ax-HE20
Remark:	1. Average measurement was not performed if peak level lower than average limit. 2. Other frequency was 20dB below limit line within 1-18GHz, there is not show in the report.		

Test Channel	Frequency (MHz)	Reading Level (dBμV)	Factor (dB/m)	Measure Level (dBμV/m)	Limit (dBμV/m)	Margin (dB)	Detector	Polarization
01	4833.5	44.5	-3.5	41.0	74.0	-33.0	Peak	Horizontal
	8386.5	42.0	2.4	44.4	74.0	-29.6	Peak	Horizontal
	11081.0	40.5	5.5	46.0	74.0	-28.0	Peak	Horizontal
	4961.0	43.8	-2.7	41.1	74.0	-32.9	Peak	Vertical
	8429.0	41.5	2.8	44.3	74.0	-29.7	Peak	Vertical
	11489.0	40.4	6.2	46.6	74.0	-27.4	Peak	Vertical
06	4969.5	43.7	-2.6	41.1	74.0	-32.9	Peak	Horizontal
	8352.5	41.8	2.3	44.1	74.0	-29.9	Peak	Horizontal
	11718.5	40.8	6.3	47.1	74.0	-26.9	Peak	Horizontal
	4893.0	44.2	-3.0	41.2	74.0	-32.8	Peak	Vertical
	7417.5	43.7	1.8	45.5	74.0	-28.5	Peak	Vertical
	11225.5	38.2	5.5	43.7	74.0	-30.3	Peak	Vertical
11	4969.5	44.1	-2.6	41.5	74.0	-32.5	Peak	Horizontal
	8293.0	41.7	2.5	44.2	74.0	-29.8	Peak	Horizontal
	11625.0	40.0	6.2	46.2	74.0	-27.8	Peak	Horizontal
	4944.0	43.8	-3.0	40.8	74.0	-33.2	Peak	Vertical
	8157.0	42.7	2.7	45.4	74.0	-28.6	Peak	Vertical
	10894.0	41.6	5.6	47.2	74.0	-26.8	Peak	Vertical

Note: Measure Level (dBμV/m) = Reading Level (dBμV) + Factor (dB/m)

Factor (dB/m) = Cable Loss (dB) + Antenna Factor (dB/m) - Pre_Amplifier Gain (dB)

Test Site	SIP-AC2	Test Engineer	Mero Zhou
Test Date	2023-10-17	Test Mode	802.11ax-HE40
Remark:	1. Average measurement was not performed if peak level lower than average limit. 2. Other frequency was 20dB below limit line within 1-18GHz, there is not show in the report.		

Test Channel	Frequency (MHz)	Reading Level (dBμV)	Factor (dB/m)	Measure Level (dBμV/m)	Limit (dBμV/m)	Margin (dB)	Detector	Polarization
03	4952.5	44.0	-2.8	41.2	74.0	-32.8	Peak	Horizontal
	7426.0	42.5	1.8	44.3	74.0	-29.7	Peak	Horizontal
	10902.5	41.2	5.6	46.8	74.0	-27.2	Peak	Horizontal
	4995.0	44.0	-2.9	41.1	74.0	-32.9	Peak	Vertical
	8165.5	42.0	2.6	44.6	74.0	-29.4	Peak	Vertical
	12492.0	39.1	7.5	46.6	74.0	-27.4	Peak	Vertical
06	4867.5	44.6	-3.2	41.4	74.0	-32.6	Peak	Horizontal
	8165.5	42.8	2.6	45.4	74.0	-28.6	Peak	Horizontal
	11786.5	37.1	6.3	43.4	74.0	-30.6	Peak	Horizontal
	4952.5	44.0	-2.8	41.2	74.0	-32.8	Peak	Vertical
	8276.0	41.5	2.6	44.1	74.0	-29.9	Peak	Vertical
	11761.0	40.3	6.2	46.5	74.0	-27.5	Peak	Vertical
09	4969.5	44.9	-2.6	42.3	74.0	-31.7	Peak	Horizontal
	8174.0	41.5	2.6	44.1	74.0	-29.9	Peak	Horizontal
	10962.0	40.8	5.4	46.2	74.0	-27.8	Peak	Horizontal
	5046.0	44.3	-2.9	41.4	74.0	-32.6	Peak	Vertical
	8208.0	41.8	2.4	44.2	74.0	-29.8	Peak	Vertical
	11548.5	41.2	6.0	47.2	74.0	-26.8	Peak	Vertical

Note: Measure Level (dBμV/m) = Reading Level (dBμV) + Factor (dB/m)

Factor (dB/m) = Cable Loss (dB) + Antenna Factor (dB/m) - Pre_Amplifier Gain (dB)

Antenna Model No. - TQJ-2458D9:

Test Site	SIP-AC2	Test Engineer	Justin Guo
Test Date	2023-10-10	Test Mode	802.11b
Remark:	1. Average measurement was not performed if peak level lower than average limit. 2. Other frequency was 20dB below limit line within 1-18GHz, there is not show in the report.		

Test Channel	Frequency (MHz)	Reading Level (dBμV)	Factor (dB/m)	Measure Level (dBμV/m)	Limit (dBμV/m)	Margin (dB)	Detector	Polarization
01	10758.0	42.5	4.7	47.2	74.0	-26.8	Peak	Horizontal
	15671.0	38.0	12.5	50.5	74.0	-23.5	Peak	Horizontal
	17830.0	38.1	17.3	55.4	74.0	-18.6	Peak	Horizontal
	17830.0	26.0	17.3	43.3	54.0	-10.7	Average	Horizontal
	7417.5	43.1	1.8	44.9	74.0	-29.1	Peak	Vertical
	11548.5	40.8	6.0	46.8	74.0	-27.2	Peak	Vertical
	17855.5	37.3	17.0	54.3	74.0	-19.7	Peak	Vertical
	17855.5	26.0	17.0	43.0	54.0	-11.0	Average	Vertical
06	11013.0	41.8	5.6	47.4	74.0	-26.6	Peak	Horizontal
	15526.5	38.2	12.4	50.6	74.0	-23.4	Peak	Horizontal
	17804.5	37.7	17.0	54.7	74.0	-19.3	Peak	Horizontal
	17804.5	26.0	17.0	43.0	54.0	-11.0	Average	Horizontal
	11599.5	41.2	6.3	47.5	74.0	-26.5	Peak	Vertical
	15603.0	38.2	12.7	50.9	74.0	-23.1	Peak	Vertical
	17847.0	37.5	17.1	54.6	74.0	-19.4	Peak	Vertical
	17847.0	25.7	17.1	42.8	54.0	-11.2	Average	Vertical
11	12551.5	40.0	7.4	47.4	74.0	-26.6	Peak	Horizontal
	15849.5	37.8	12.5	50.3	74.0	-23.7	Peak	Horizontal
	17855.5	38.3	17.0	55.3	74.0	-18.7	Peak	Horizontal
	17855.5	26.2	17.0	43.2	54.0	-10.8	Average	Horizontal
	10783.5	40.9	5.3	46.2	74.0	-27.8	Peak	Vertical
	15730.5	37.6	12.5	50.1	74.0	-23.9	Peak	Vertical
	17838.5	37.5	17.2	54.7	74.0	-19.3	Peak	Vertical
	17838.5	26.0	17.2	43.2	54.0	-10.8	Average	Vertical

Note: Measure Level (dBμV/m) = Reading Level (dBμV) + Factor (dB/m)

Factor (dB/m) = Cable Loss (dB) + Antenna Factor (dB/m) - Pre_Amplifier Gain (dB)

Test Site	SIP-AC2	Test Engineer	Justin Guo
Test Date	2023-10-10	Test Mode	802.11g
Remark:	1. Average measurement was not performed if peak level lower than average limit. 2. Other frequency was 20dB below limit line within 1-18GHz, there is not show in the report.		

Test Channel	Frequency (MHz)	Reading Level (dBμV)	Factor (dB/m)	Measure Level (dBμV/m)	Limit (dBμV/m)	Margin (dB)	Detector	Polarization
01	11480.5	40.7	6.1	46.8	74.0	-27.2	Peak	Horizontal
	15611.5	37.3	12.8	50.1	74.0	-23.9	Peak	Horizontal
	17813.0	36.7	16.9	53.6	74.0	-20.4	Peak	Horizontal
	17813.0	25.9	16.9	42.8	54.0	-11.2	Average	Horizontal
	12432.5	40.0	7.1	47.1	74.0	-26.9	Peak	Vertical
	15628.5	37.7	12.9	50.6	74.0	-23.4	Peak	Vertical
	17770.5	38.8	16.5	55.3	74.0	-18.7	Peak	Vertical
	17770.5	25.4	16.5	41.9	54.0	-12.1	Average	Vertical
06	11285.0	40.6	5.6	46.2	74.0	-27.8	Peak	Horizontal
	15807.0	37.5	12.9	50.4	74.0	-23.6	Peak	Horizontal
	17830.0	36.6	17.3	53.9	74.0	-20.1	Peak	Horizontal
	17830.0	25.8	17.3	43.1	54.0	-10.9	Average	Horizontal
	10877.0	41.2	5.5	46.7	74.0	-27.3	Peak	Vertical
	15535.0	37.4	12.5	49.9	74.0	-24.1	Peak	Vertical
	17813.0	37.0	16.9	53.9	74.0	-20.1	Peak	Vertical
	17813.0	25.5	16.9	42.4	54.0	-11.6	Average	Vertical
11	10970.5	40.7	5.4	46.1	74.0	-27.9	Peak	Horizontal
	15824.0	37.9	12.8	50.7	74.0	-23.3	Peak	Horizontal
	17804.5	36.9	17.0	53.9	74.0	-20.1	Peak	Horizontal
	17804.5	26.0	17.0	43.0	54.0	-11.0	Average	Horizontal
	11072.5	40.9	5.5	46.4	74.0	-27.6	Peak	Vertical
	15620.0	37.0	13.0	50.0	74.0	-24.0	Peak	Vertical
	17796.0	38.2	17.1	55.3	74.0	-18.7	Peak	Vertical
	17796.0	26.3	17.1	43.4	54.0	-10.6	Average	Vertical

Note: Measure Level (dBμV/m) = Reading Level (dBμV) + Factor (dB/m)

Factor (dB/m) = Cable Loss (dB) + Antenna Factor (dB/m) - Pre_Amplifier Gain (dB)

Test Site	SIP-AC2	Test Engineer	Justin Guo
Test Date	2023-10-10	Test Mode	802.11n-HT20
Remark:	1. Average measurement was not performed if peak level lower than average limit. 2. Other frequency was 20dB below limit line within 1-18GHz, there is not show in the report.		

Test Channel	Frequency (MHz)	Reading Level (dBμV)	Factor (dB/m)	Measure Level (dBμV/m)	Limit (dBμV/m)	Margin (dB)	Detector	Polarization
01	11616.5	39.9	6.3	46.2	74.0	-27.8	Peak	Horizontal
	15790.0	37.8	12.8	50.6	74.0	-23.4	Peak	Horizontal
	17779.0	37.2	16.7	53.9	74.0	-20.1	Peak	Horizontal
	17779.0	26.0	16.7	42.7	54.0	-11.3	Average	Horizontal
	10792.0	41.5	5.4	46.9	74.0	-27.1	Peak	Vertical
	15671.0	37.6	12.5	50.1	74.0	-23.9	Peak	Vertical
	17821.5	37.2	17.1	54.3	74.0	-19.7	Peak	Vertical
	17821.5	26.5	17.1	43.6	54.0	-10.4	Average	Vertical
06	11361.5	40.7	5.5	46.2	74.0	-27.8	Peak	Horizontal
	15577.5	37.5	12.7	50.2	74.0	-23.8	Peak	Horizontal
	17753.5	38.6	16.3	54.9	74.0	-19.1	Peak	Horizontal
	17753.5	25.6	16.3	41.9	54.0	-12.1	Average	Horizontal
	12577.0	40.0	7.7	47.7	74.0	-26.3	Peak	Vertical
	15688.0	37.6	12.9	50.5	74.0	-23.5	Peak	Vertical
	17745.0	37.8	16.2	54.0	74.0	-20.0	Peak	Vertical
	17745.0	26.0	16.2	42.2	54.0	-11.8	Average	Vertical
11	11931.0	40.4	6.4	46.8	74.0	-27.2	Peak	Horizontal
	15628.5	37.6	12.9	50.5	74.0	-23.5	Peak	Horizontal
	17830.0	36.6	17.3	53.9	74.0	-20.1	Peak	Horizontal
	17830.0	25.6	17.3	42.9	54.0	-11.1	Average	Horizontal
	11803.5	40.6	6.4	47.0	74.0	-27.0	Peak	Vertical
	16011.0	38.7	12.6	51.3	74.0	-22.7	Peak	Vertical
	16011.0	25.7	12.6	38.3	54.0	-15.7	Average	Vertical
	17702.5	38.5	16.3	54.8	74.0	-19.2	Peak	Vertical
	17702.5	25.9	16.3	42.2	54.0	-11.8	Average	Vertical

Note: Measure Level (dBμV/m) = Reading Level (dBμV) + Factor (dB/m)

Factor (dB/m) = Cable Loss (dB) + Antenna Factor (dB/m) - Pre_Amplifier Gain (dB)

Test Site	SIP-AC2	Test Engineer	Justin Guo
Test Date	2023-10-10	Test Mode	802.11n-HT40
Remark:	1. Average measurement was not performed if peak level lower than average limit. 2. Other frequency was 20dB below limit line within 1-18GHz, there is not show in the report.		

Test Channel	Frequency (MHz)	Reading Level (dBμV)	Factor (dB/m)	Measure Level (dBμV/m)	Limit (dBμV/m)	Margin (dB)	Detector	Polarization
03	12016.0	40.3	6.4	46.7	74.0	-27.3	Peak	Horizontal
	15645.5	38.7	12.6	51.3	74.0	-22.7	Peak	Horizontal
	15645.5	25.5	12.6	38.1	54.0	-15.9	Average	Horizontal
	17847.0	37.1	17.1	54.2	74.0	-19.8	Peak	Horizontal
	17847.0	26.0	17.1	43.1	54.0	-10.9	Average	Horizontal
	11820.5	40.5	6.3	46.8	74.0	-27.2	Peak	Vertical
	15977.0	37.7	12.8	50.5	74.0	-23.5	Peak	Vertical
	17787.5	37.4	16.9	54.3	74.0	-19.7	Peak	Vertical
	17787.5	25.6	16.9	42.5	54.0	-11.5	Average	Vertical
06	11905.5	41.0	6.4	47.4	74.0	-26.6	Peak	Horizontal
	15620.0	37.5	13.0	50.5	74.0	-23.5	Peak	Horizontal
	17847.0	37.1	17.1	54.2	74.0	-19.8	Peak	Horizontal
	17847.0	26.3	17.1	43.4	54.0	-10.6	Average	Horizontal
	11072.5	42.3	5.5	47.8	74.0	-26.2	Peak	Vertical
	15705.0	37.5	13.1	50.6	74.0	-23.4	Peak	Vertical
	17847.0	36.7	17.1	53.8	74.0	-20.2	Peak	Vertical
	17847.0	26.1	17.1	43.2	54.0	-10.8	Average	Vertical
09	11846.0	40.8	6.2	47.0	74.0	-27.0	Peak	Horizontal
	15628.5	37.3	12.9	50.2	74.0	-23.8	Peak	Horizontal
	17838.5	36.9	17.2	54.1	74.0	-19.9	Peak	Horizontal
	17838.5	26.1	17.2	43.3	54.0	-10.7	Average	Horizontal
	11557.0	40.5	5.9	46.4	74.0	-27.6	Peak	Vertical
	15586.0	37.5	12.8	50.3	74.0	-23.7	Peak	Vertical
	17813.0	37.0	16.9	53.9	74.0	-20.1	Peak	Vertical
	17813.0	26.0	16.9	42.9	54.0	-11.1	Average	Vertical

Note: Measure Level (dBμV/m) = Reading Level (dBμV) + Factor (dB/m)

Factor (dB/m) = Cable Loss (dB) + Antenna Factor (dB/m) - Pre_Amplifier Gain (dB)

Test Site	SIP-AC2	Test Engineer	Justin Guo
Test Date	2023-10-10	Test Mode	802.11ax-HE20
Remark:	1. Average measurement was not performed if peak level lower than average limit. 2. Other frequency was 20dB below limit line within 1-18GHz, there is not show in the report.		

Test Channel	Frequency (MHz)	Reading Level (dBμV)	Factor (dB/m)	Measure Level (dBμV/m)	Limit (dBμV/m)	Margin (dB)	Detector	Polarization
01	10792.0	41.7	5.4	47.1	74.0	-26.9	Peak	Horizontal
	15994.0	37.6	13.0	50.6	74.0	-23.4	Peak	Horizontal
	17779.0	37.7	16.7	54.4	74.0	-19.6	Peak	Horizontal
	17779.0	25.8	16.7	42.5	54.0	-11.5	Average	Horizontal
	12118.0	40.3	6.8	47.1	74.0	-26.9	Peak	Vertical
	15968.5	38.0	12.7	50.7	74.0	-23.3	Peak	Vertical
	17838.5	36.8	17.2	54.0	74.0	-20.0	Peak	Vertical
	17838.5	25.7	17.2	42.9	54.0	-11.1	Average	Vertical
06	11004.5	40.5	5.6	46.1	74.0	-27.9	Peak	Horizontal
	15858.0	37.8	12.4	50.2	74.0	-23.8	Peak	Horizontal
	17838.5	36.7	17.2	53.9	74.0	-20.1	Peak	Horizontal
	17838.5	25.5	17.2	42.7	54.0	-11.3	Average	Horizontal
	11072.5	41.5	5.5	47.0	74.0	-27.0	Peak	Vertical
	15552.0	38.3	12.4	50.7	74.0	-23.3	Peak	Vertical
	17779.0	37.3	16.7	54.0	74.0	-20.0	Peak	Vertical
	17779.0	25.5	16.7	42.2	54.0	-11.8	Average	Vertical
11	12118.0	40.2	6.8	47.0	74.0	-27.0	Peak	Horizontal
	16045.0	39.4	12.7	52.1	74.0	-21.9	Peak	Horizontal
	16045.0	26.1	12.7	38.8	54.0	-15.2	Average	Horizontal
	17694.0	37.6	16.3	53.9	68.2	-14.3	Peak	Horizontal
	17694.0	25.7	16.3	42.0	54.0	-12.0	Average	Horizontal
	12628.0	40.0	7.6	47.6	74.0	-26.4	Peak	Vertical
	15586.0	37.3	12.8	50.1	74.0	-23.9	Peak	Vertical
	17830.0	36.9	17.3	54.2	74.0	-19.8	Peak	Vertical
	17830.0	25.9	17.3	43.2	54.0	-10.8	Average	Vertical

Note: Measure Level (dBμV/m) = Reading Level (dBμV) + Factor (dB/m)

Factor (dB/m) = Cable Loss (dB) + Antenna Factor (dB/m) - Pre_Amplifier Gain (dB)

Test Site	SIP-AC2	Test Engineer	Justin Guo
Test Date	2023-10-10	Test Mode	802.11ax-HE40
Remark:	1. Average measurement was not performed if peak level lower than average limit. 2. Other frequency was 20dB below limit line within 1-18GHz, there is not show in the report.		

Test Channel	Frequency (MHz)	Reading Level (dBμV)	Factor (dB/m)	Measure Level (dBμV/m)	Limit (dBμV/m)	Margin (dB)	Detector	Polarization
03	12109.5	40.6	6.8	47.4	74.0	-26.6	Peak	Horizontal
	15637.0	37.8	12.9	50.7	74.0	-23.3	Peak	Horizontal
	17830.0	36.7	17.3	54.0	74.0	-20.0	Peak	Horizontal
	17830.0	25.5	17.3	42.8	54.0	-11.2	Average	Horizontal
	11999.0	40.6	6.5	47.1	74.0	-26.9	Peak	Vertical
	15934.0	26.1	12.7	38.8	54.0	-15.2	Average	Vertical
	15934.5	38.3	12.7	51.0	74.0	-23.0	Peak	Vertical
	17770.5	37.7	16.5	54.2	74.0	-19.8	Peak	Vertical
	17770.5	25.1	16.5	41.6	54.0	-12.4	Average	Vertical
06	10868.5	40.9	5.6	46.5	74.0	-27.5	Peak	Horizontal
	15951.5	38.2	12.6	50.8	74.0	-23.2	Peak	Horizontal
	17872.5	37.5	16.7	54.2	74.0	-19.8	Peak	Horizontal
	17872.5	25.8	16.7	42.5	54.0	-11.5	Average	Horizontal
	11684.5	40.6	6.1	46.7	74.0	-27.3	Peak	Vertical
	16062.0	38.1	12.7	50.8	74.0	-23.2	Peak	Vertical
	17821.5	37.0	17.1	54.1	74.0	-19.9	Peak	Vertical
	17821.5	25.5	17.1	42.6	54.0	-11.4	Average	Vertical
09	11268.0	41.1	5.3	46.4	74.0	-27.6	Peak	Horizontal
	15628.5	38.1	12.9	51.0	74.0	-23.0	Peak	Horizontal
	17847.0	37.5	17.1	54.6	74.0	-19.4	Peak	Horizontal
	17847.0	25.8	17.1	42.9	54.0	-11.1	Average	Horizontal
	12619.5	39.9	7.7	47.6	74.0	-26.4	Peak	Vertical
	15628.5	37.2	12.9	50.1	74.0	-23.9	Peak	Vertical
	17796.0	36.7	17.1	53.8	74.0	-20.2	Peak	Vertical
	17796.0	25.5	17.1	42.6	54.0	-11.4	Average	Vertical

Note: Measure Level (dBμV/m) = Reading Level (dBμV) + Factor (dB/m)

Factor (dB/m) = Cable Loss (dB) + Antenna Factor (dB/m) - Pre_Amplifier Gain (dB)

The Result of Radiated Emission below 1GHz:

Site: SIP-AC2	Test Date: 2023-10-11
Limit: FCC_Part15.209_RSE(3m)	Engineer: Justin Guo
Probe: VULB 9168_00998_25-2000MHz	Polarity: Horizontal
EUT: Dragonfly Industrial Wireless Access Point	Power: By PoE
Test Mode: Transmit by 802.11b at 2412MHz	

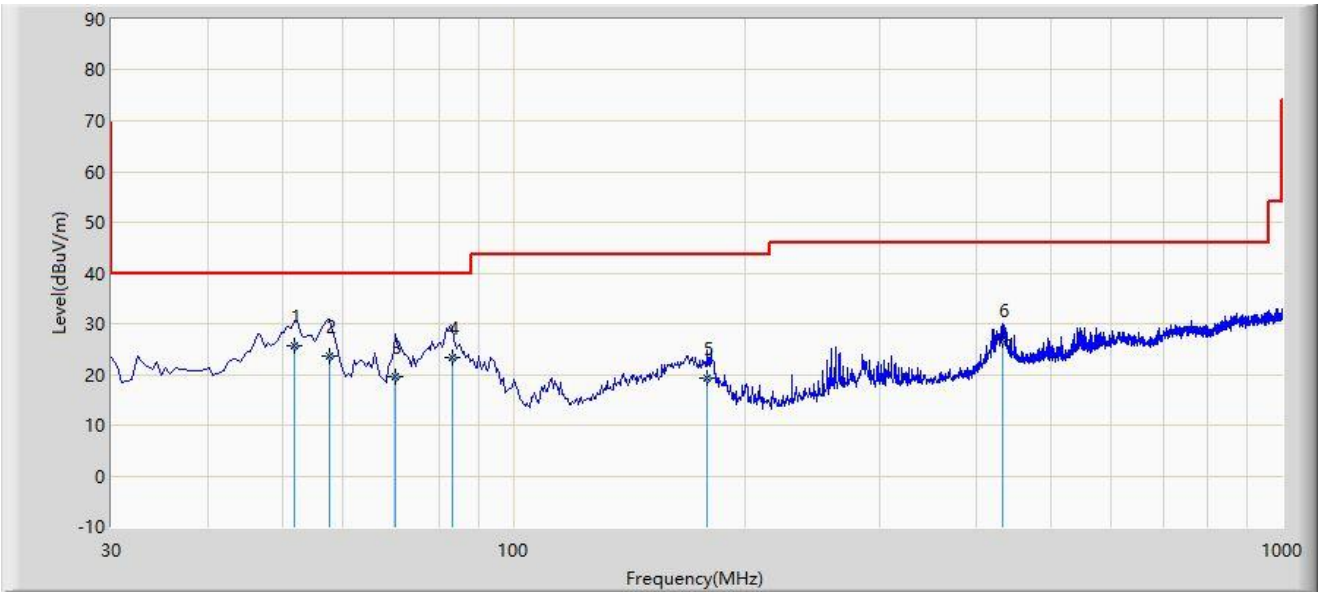

No	Flag	Mark	Frequency (MHz)	Measure Level (dBuV/m)	Reading Level (dBuV)	Margin (dB)	Limit (dBuV/m)	Factor	Type
1		*	51.825	25.508	7.100	-14.492	40.000	18.408	QP
2			57.645	23.573	5.600	-16.427	40.000	17.973	QP
3			70.250	19.524	3.400	-20.476	40.000	16.124	QP
4			83.350	23.347	10.100	-16.653	40.000	13.247	QP
5			178.895	19.244	2.300	-24.256	43.500	16.944	QP
6			432.065	26.916	4.700	-19.084	46.000	22.216	QP

Note 1: " * ", means this data is the worst emission level.

Note 2: Measure Level (dBμV/m) = Reading Level (dBμV) + Factor (dB/m).

Note 3: Factor (dB/m) = Cable Loss (dB) + Antenna Factor (dB/m).

Note 4: Quasi-Peak measurement was not performed when peak measure level was lower than the quasi-peak limit.

Note 5: The amplitude of radiated emissions (frequency range from 9kHz to 30MHz and 18GHz to 25GHz) is that proximity to ambient noise, which also are attenuated more than 20 dB below the permissible value. Therefore, the data is not present in this report.

Site: SIP-AC2	Test Date: 2023-10-11
Limit: FCC_Part15.209_RSE(3m)	Engineer: Justin Guo
Probe: VULB 9168_00998_25-2000MHz	Polarity: Vertical
EUT: Dragonfly Industrial Wireless Access Point	Power: By PoE
Test Mode: Transmit by 802.11b at 2412MHz	

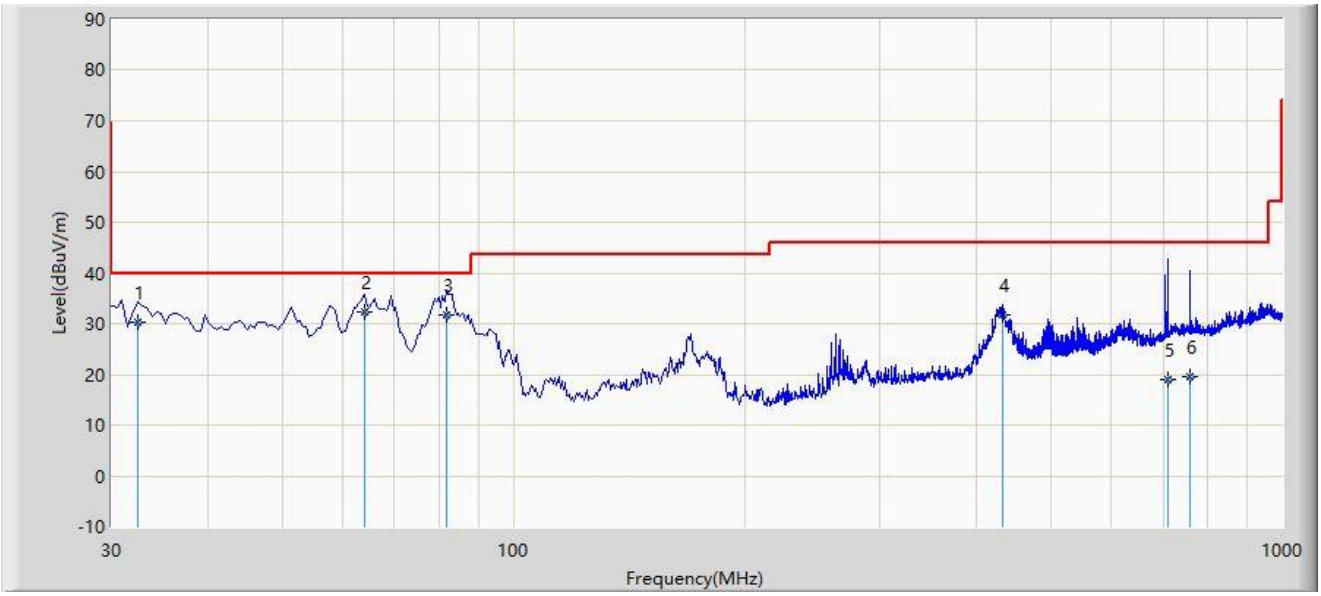

No	Flag	Mark	Frequency (MHz)	Measure Level (dBuV/m)	Reading Level (dBuV)	Margin (dB)	Limit (dBuV/m)	Factor	Type
1			32.425	30.210	13.300	-9.790	40.000	16.910	QP
2		*	63.950	32.338	15.200	-7.662	40.000	17.138	QP
3			81.895	31.634	18.100	-8.366	40.000	13.534	QP
4			432.065	31.716	9.500	-14.284	46.000	22.216	QP
5			709.970	19.003	-8.700	-26.997	46.000	27.704	QP
6			759.440	19.547	-9.300	-26.453	46.000	28.847	QP

Note 1: " * ", means this data is the worst emission level.

Note 2: Measure Level (dBμV/m) = Reading Level (dBμV) + Factor (dB/m).

Note 3: Factor (dB/m) = Cable Loss (dB) + Antenna Factor (dB/m).

Note 4: Quasi-Peak measurement was not performed when peak measure level was lower than the quasi-peak limit.

Note 5: The amplitude of radiated emissions (frequency range from 9kHz to 30MHz and 18GHz to 25GHz) is that proximity to ambient noise, which also are attenuated more than 20 dB below the permissible value. Therefore, the data is not present in this report.

A.7 Radiated Restricted Band Edge Test Result

Antenna Model No. - KDP2N-D2458L13BWB:

Site: SIP-AC2	Test Date: 2023-10-16
Limit: FCC_2.4G_RE(3m)	Engineer: Mero Zhou
Probe: HF907_102861_1-18GHz	Polarity: Horizontal
EUT: Dragonfly Industrial Wireless Access Point	Power: By PoE
Test Mode: Transmit by 802.11b at 2412MHz	

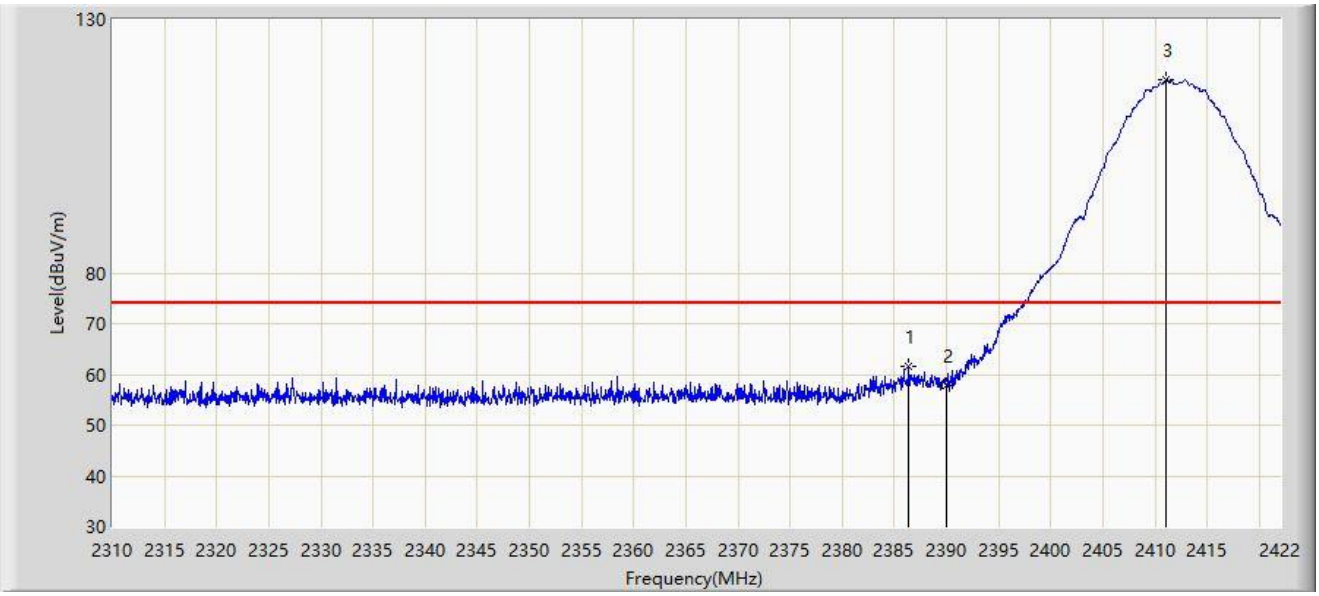

No	Mark	Frequency (MHz)	Measure Level (dBμV/m)	Reading Level (dBμV)	Margin (dB)	Limit (dBμV/m)	Factor (dB/m)	Type
1	*	2386.384	61.713	28.567	-12.287	74.000	33.147	PK
2		2390.000	57.899	24.751	-16.101	74.000	33.148	PK
3		2411.080	118.176	84.958	N/A	N/A	33.218	PK

Note 1: " * ", means this data is the worst emission level.

Note 2: Measure Level (dBμV/m) = Reading Level (dBμV) + Factor (dB/m).

Note 3: Factor (dB/m) = Cable Loss (dB) + Antenna Factor (dB/m).

Site: SIP-AC2	Test Date: 2023-10-16
Limit: FCC_2.4G_RE(3m)	Engineer: Mero Zhou
Probe: HF907_102861_1-18GHz	Polarity: Horizontal
EUT: Dragonfly Industrial Wireless Access Point	Power: By PoE
Test Mode: Transmit by 802.11b at 2412MHz	

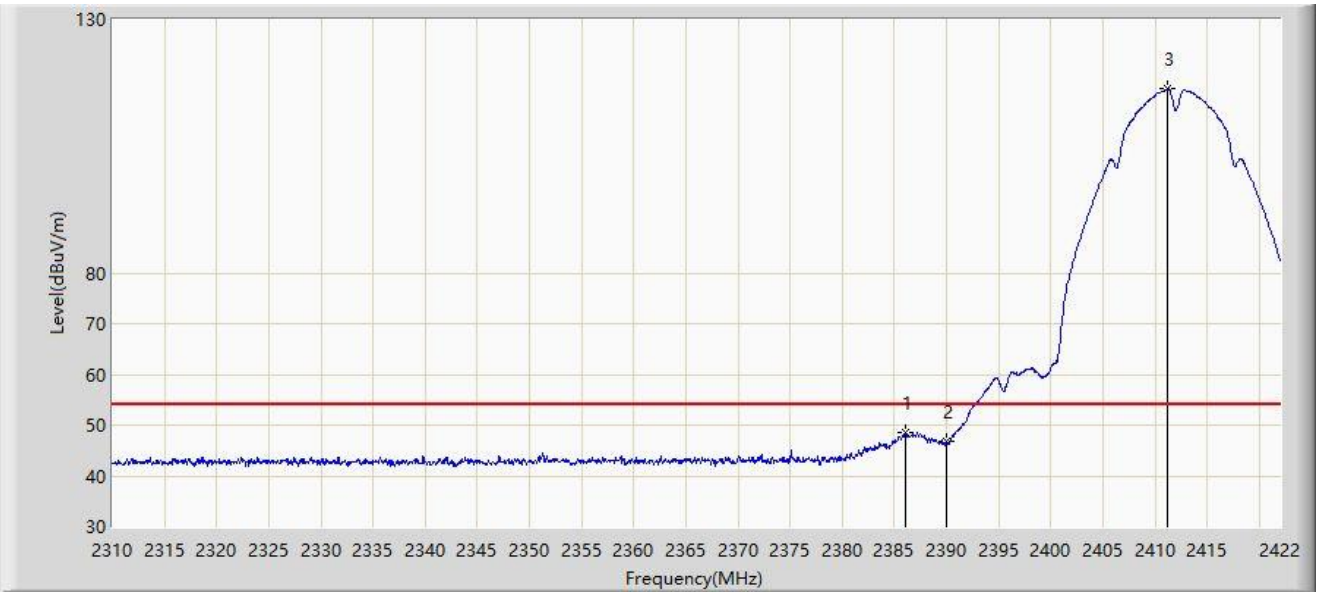

No	Mark	Frequency (MHz)	Measure Level (dBμV/m)	Reading Level (dBμV)	Margin (dB)	Limit (dBμV/m)	Factor (dB/m)	Type
1	*	2386.048	48.646	15.500	-5.354	54.000	33.147	AV
2		2390.000	46.668	13.520	-7.332	54.000	33.148	AV
3		2411.192	116.241	83.022	N/A	N/A	33.219	AV

Note 1: " * ", means this data is the worst emission level.

Note 2: Measure Level (dBμV/m) = Reading Level (dBμV) + Factor (dB/m).

Note 3: Factor (dB/m) = Cable Loss (dB) + Antenna Factor (dB/m).

Site: SIP-AC2	Test Date: 2023-10-16
Limit: FCC_2.4G_RE(3m)	Engineer: Mero Zhou
Probe: HF907_102861_1-18GHz	Polarity: Vertical
EUT: Dragonfly Industrial Wireless Access Point	Power: By PoE
Test Mode: Transmit by 802.11b at 2412MHz	

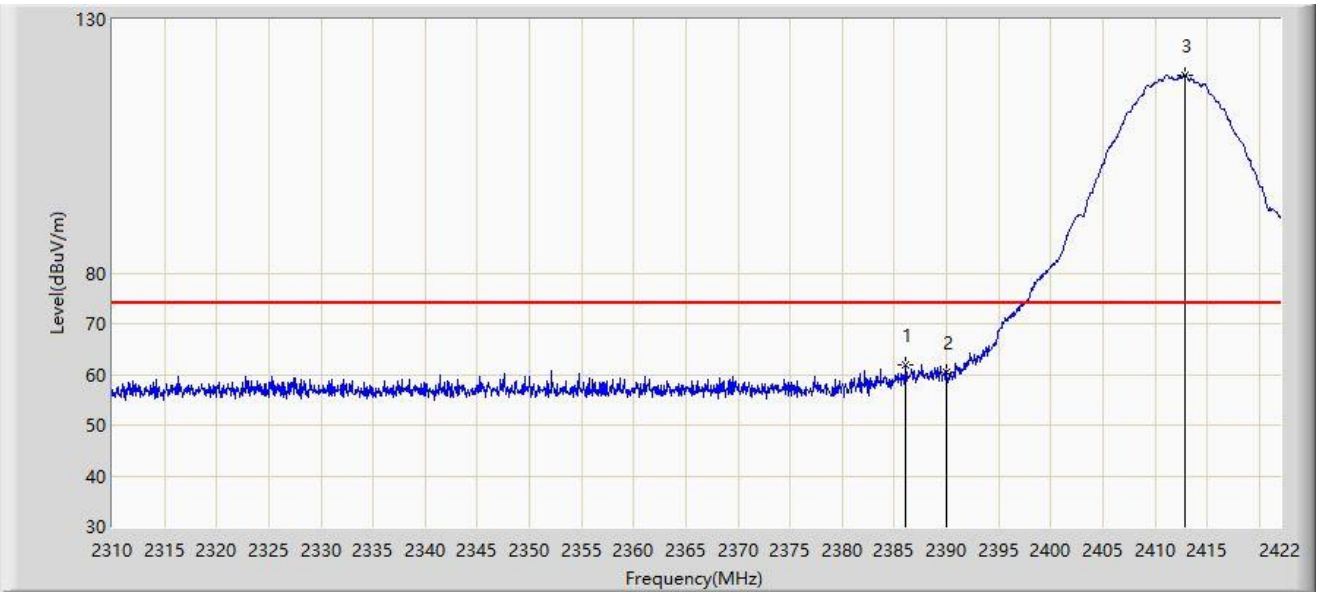

No	Mark	Frequency (MHz)	Measure Level (dBμV/m)	Reading Level (dBμV)	Margin (dB)	Limit (dBμV/m)	Factor (dB/m)	Type
1	*	2386.104	61.974	28.828	-12.026	74.000	33.146	PK
2		2390.000	60.481	27.333	-13.519	74.000	33.148	PK
3		2412.872	119.047	85.818	N/A	N/A	33.229	PK

Note 1: " * ", means this data is the worst emission level.

Note 2: Measure Level (dBμV/m) = Reading Level (dBμV) + Factor (dB/m).

Note 3: Factor (dB/m) = Cable Loss (dB) + Antenna Factor (dB/m).

Site: SIP-AC2	Test Date: 2023-10-16
Limit: FCC_2.4G_RE(3m)	Engineer: Mero Zhou
Probe: HF907_102861_1-18GHz	Polarity: Vertical
EUT: Dragonfly Industrial Wireless Access Point	Power: By PoE
Test Mode: Transmit by 802.11b at 2412MHz	

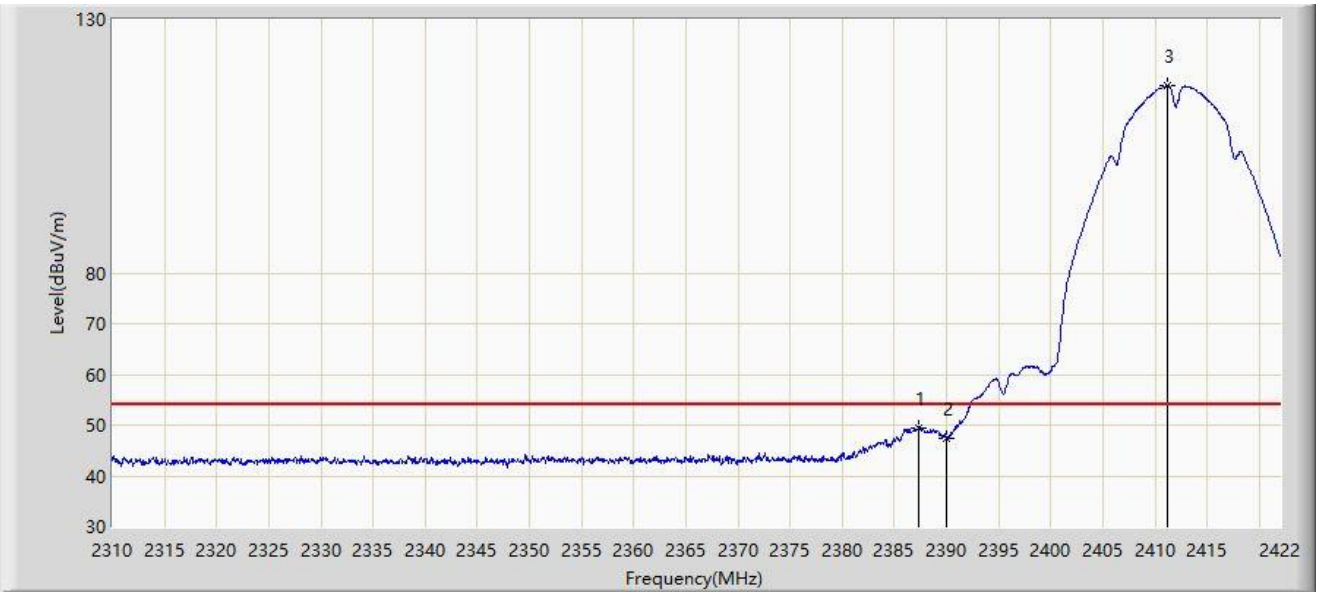

No	Mark	Frequency (MHz)	Measure Level (dBμV/m)	Reading Level (dBμV)	Margin (dB)	Limit (dBμV/m)	Factor (dB/m)	Type
1	*	2387.336	49.479	16.332	-4.521	54.000	33.147	AV
2		2390.000	47.449	14.301	-6.551	54.000	33.148	AV
3		2411.248	116.962	83.743	N/A	N/A	33.220	AV

Note 1: " * ", means this data is the worst emission level.

Note 2: Measure Level (dBμV/m) = Reading Level (dBμV) + Factor (dB/m).

Note 3: Factor (dB/m) = Cable Loss (dB) + Antenna Factor (dB/m).

Site: SIP-AC2	Test Date: 2023-10-16
Limit: FCC_2.4G_RE(3m)	Engineer: Mero Zhou
Probe: HF907_102861_1-18GHz	Polarity: Horizontal
EUT: Dragonfly Industrial Wireless Access Point	Power: By PoE
Test Mode: Transmit by 802.11b at 2462MHz	

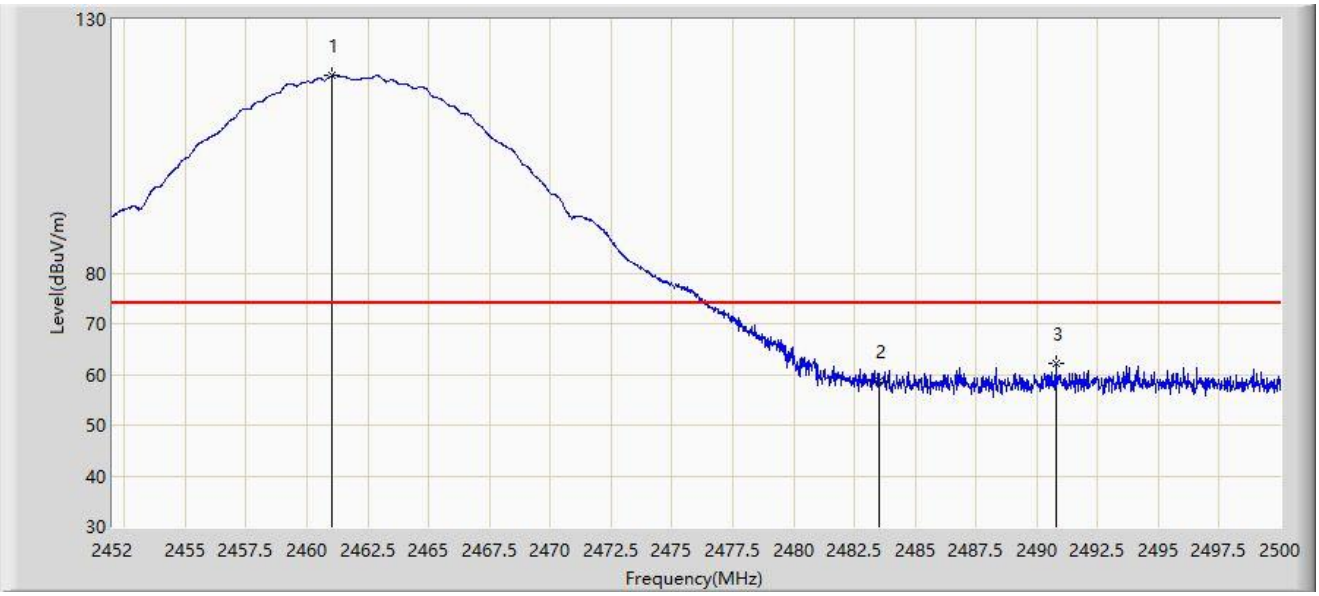

No	Mark	Frequency (MHz)	Measure Level (dBμV/m)	Reading Level (dBμV)	Margin (dB)	Limit (dBμV/m)	Factor (dB/m)	Type
1		2461.024	118.976	85.549	N/A	N/A	33.428	PK
2		2483.500	58.790	25.350	-15.210	74.000	33.440	PK
3	*	2490.784	62.107	28.616	-11.893	74.000	33.491	PK

Note 1: " * ", means this data is the worst emission level.

Note 2: Measure Level (dBμV/m) = Reading Level (dBμV) + Factor (dB/m).

Note 3: Factor (dB/m) = Cable Loss (dB) + Antenna Factor (dB/m).

Site: SIP-AC2	Test Date: 2023-10-16
Limit: FCC_2.4G_RE(3m)	Engineer: Mero Zhou
Probe: HF907_102861_1-18GHz	Polarity: Horizontal
EUT: Dragonfly Industrial Wireless Access Point	Power: By PoE
Test Mode: Transmit by 802.11b at 2462MHz	

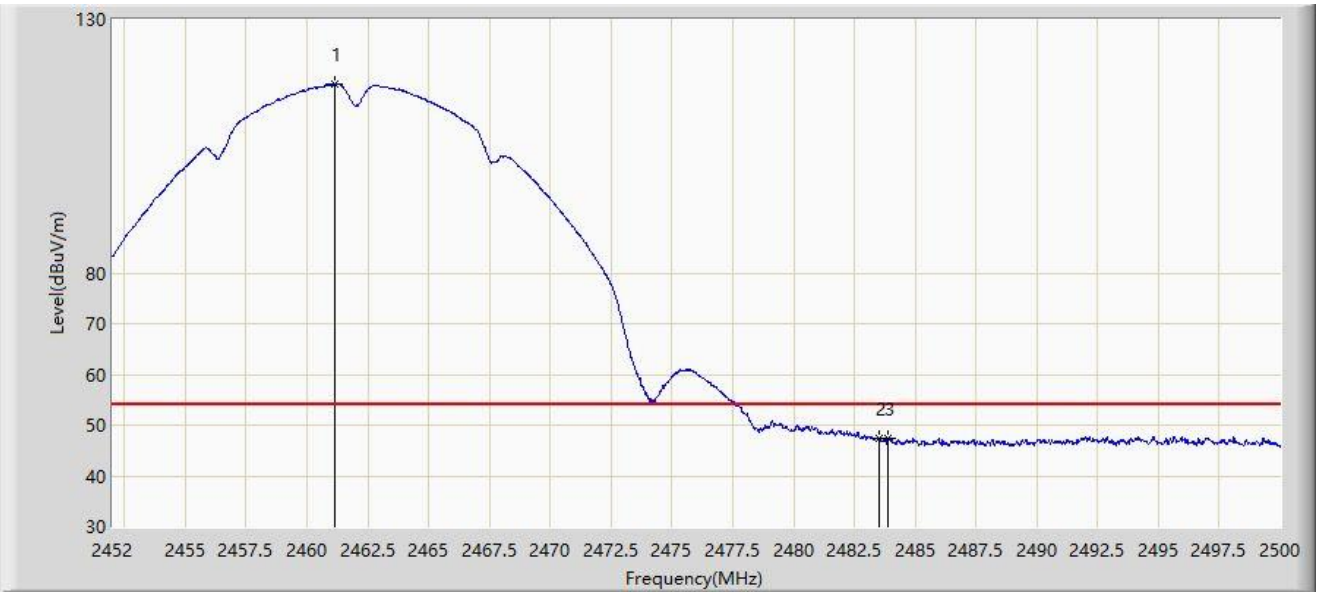

No	Mark	Frequency (MHz)	Measure Level (dBμV/m)	Reading Level (dBμV)	Margin (dB)	Limit (dBμV/m)	Factor (dB/m)	Type
1		2461.168	117.187	83.759	N/A	N/A	33.428	AV
2		2483.500	47.352	13.912	-6.648	54.000	33.440	AV
3	*	2483.896	47.422	13.979	-6.578	54.000	33.443	AV

Note 1: " * ", means this data is the worst emission level.

Note 2: Measure Level (dBμV/m) = Reading Level (dBμV) + Factor (dB/m).

Note 3: Factor (dB/m) = Cable Loss (dB) + Antenna Factor (dB/m).

Site: SIP-AC2	Test Date: 2023-10-16
Limit: FCC_2.4G_RE(3m)	Engineer: Mero Zhou
Probe: HF907_102861_1-18GHz	Polarity: Vertical
EUT: Dragonfly Industrial Wireless Access Point	Power: By PoE
Test Mode: Transmit by 802.11b at 2462MHz	

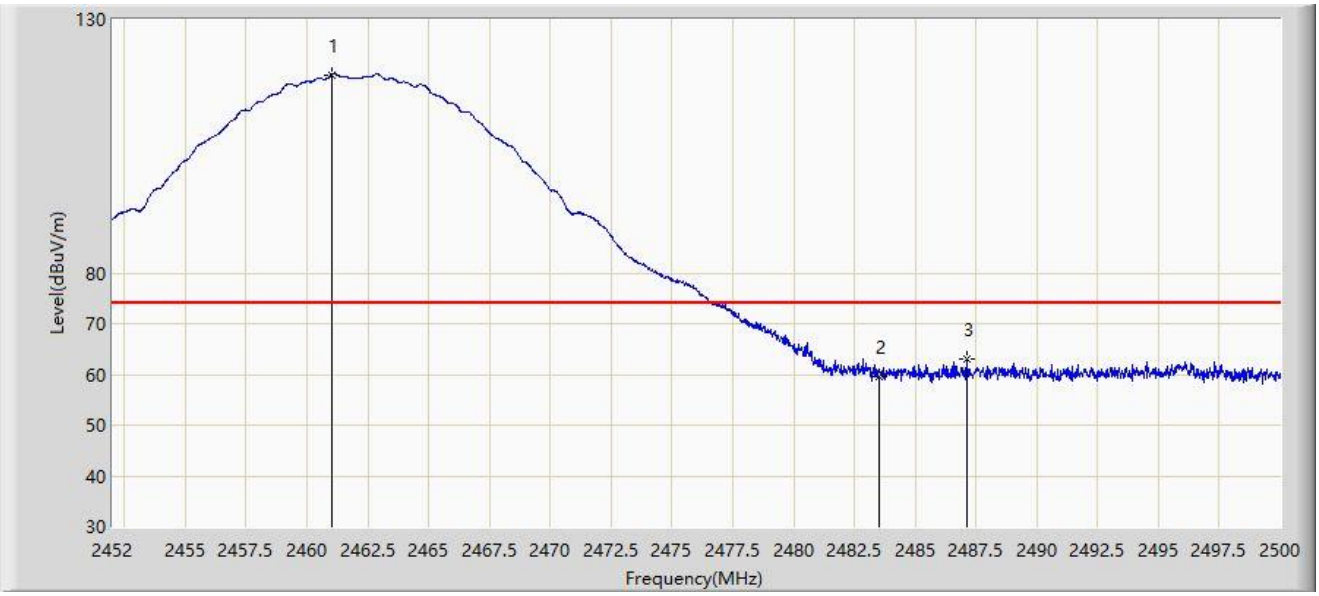

No	Mark	Frequency (MHz)	Measure Level (dBμV/m)	Reading Level (dBμV)	Margin (dB)	Limit (dBμV/m)	Factor (dB/m)	Type
1		2461.000	119.058	85.631	N/A	N/A	33.428	PK
2		2483.500	59.435	25.995	-14.565	74.000	33.440	PK
3	*	2487.136	63.174	29.709	-10.826	74.000	33.466	PK

Note 1: " * ", means this data is the worst emission level.

Note 2: Measure Level (dBμV/m) = Reading Level (dBμV) + Factor (dB/m).

Note 3: Factor (dB/m) = Cable Loss (dB) + Antenna Factor (dB/m).

Site: SIP-AC2	Test Date: 2023-10-16
Limit: FCC_2.4G_RE(3m)	Engineer: Mero Zhou
Probe: HF907_102861_1-18GHz	Polarity: Vertical
EUT: Dragonfly Industrial Wireless Access Point	Power: By PoE
Test Mode: Transmit by 802.11b at 2462MHz	

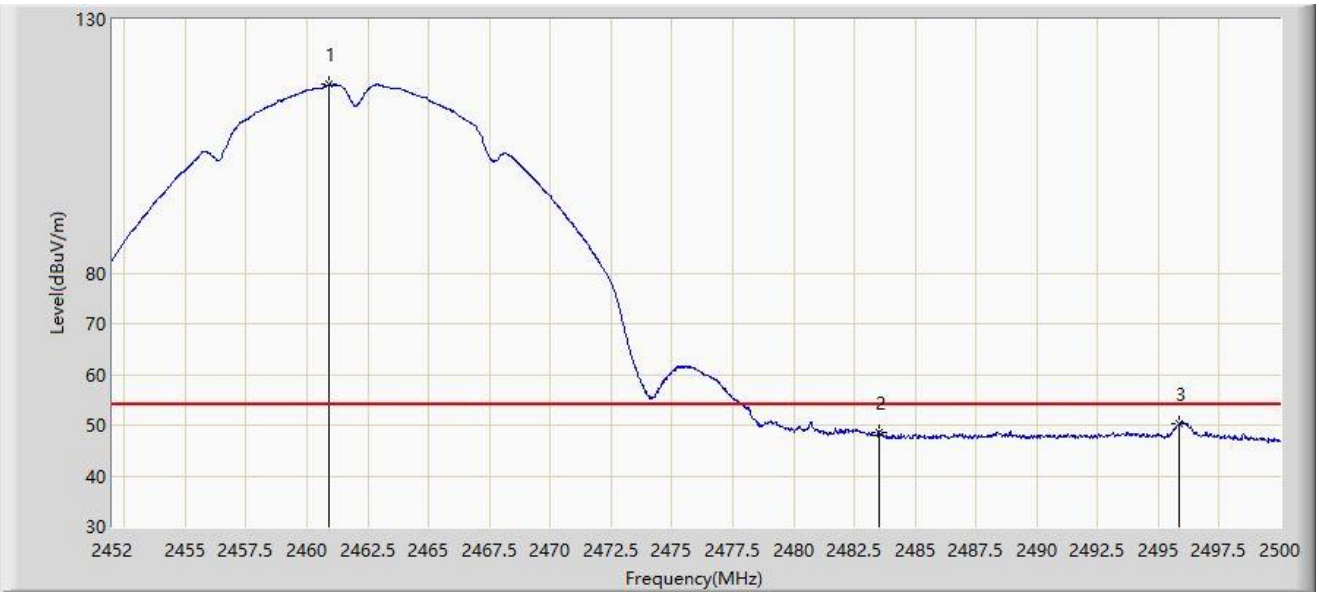

No	Mark	Frequency (MHz)	Measure Level (dBμV/m)	Reading Level (dBμV)	Margin (dB)	Limit (dBμV/m)	Factor (dB/m)	Type
1		2460.928	117.160	83.733	N/A	N/A	33.427	AV
2		2483.500	48.675	15.235	-5.325	54.000	33.440	AV
3	*	2495.848	50.374	16.848	-3.626	54.000	33.525	AV

Note 1: " * ", means this data is the worst emission level.

Note 2: Measure Level (dBμV/m) = Reading Level (dBμV) + Factor (dB/m).

Note 3: Factor (dB/m) = Cable Loss (dB) + Antenna Factor (dB/m).

Site: SIP-AC2	Test Date: 2023-10-16
Limit: FCC_2.4G_RE(3m)	Engineer: Mero Zhou
Probe: HF907_102861_1-18GHz	Polarity: Horizontal
EUT: Dragonfly Industrial Wireless Access Point	Power: By PoE
Test Mode: Transmit by 802.11g at 2412MHz	

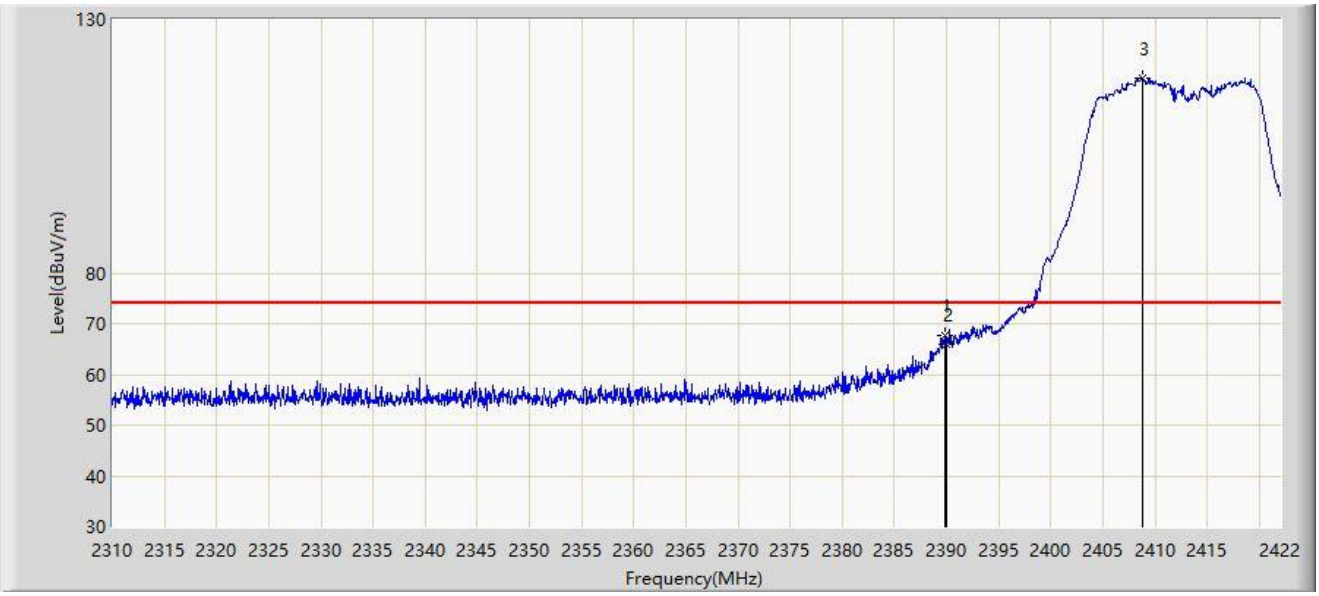

No	Mark	Frequency (MHz)	Measure Level (dBμV/m)	Reading Level (dBμV)	Margin (dB)	Limit (dBμV/m)	Factor (dB/m)	Type
1	*	2389.856	67.567	34.419	-6.433	74.000	33.148	PK
2		2390.000	66.057	32.909	-7.943	74.000	33.148	PK
3		2408.784	118.503	85.294	N/A	N/A	33.210	PK

Note 1: " * ", means this data is the worst emission level.

Note 2: Measure Level (dBμV/m) = Reading Level (dBμV) + Factor (dB/m).

Note 3: Factor (dB/m) = Cable Loss (dB) + Antenna Factor (dB/m).

Site: SIP-AC2	Test Date: 2023-10-16
Limit: FCC_2.4G_RE(3m)	Engineer: Mero Zhou
Probe: HF907_102861_1-18GHz	Polarity: Horizontal
EUT: Dragonfly Industrial Wireless Access Point	Power: By PoE
Test Mode: Transmit by 802.11g at 2412MHz	

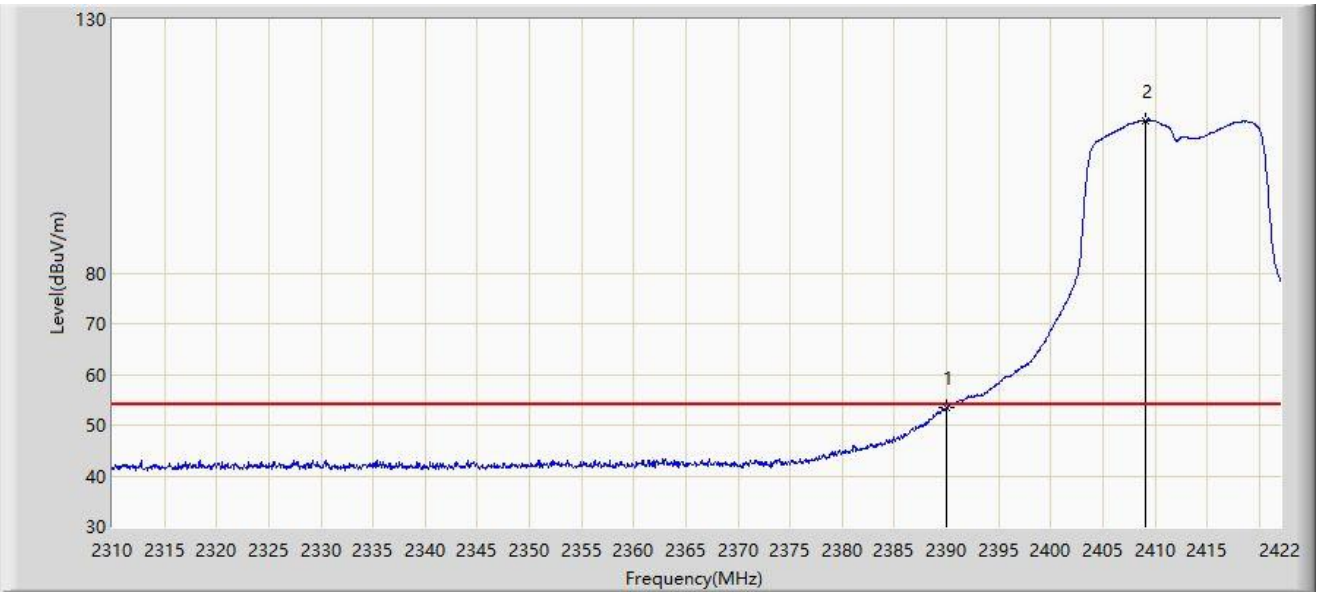

No	Mark	Frequency (MHz)	Measure Level (dBμV/m)	Reading Level (dBμV)	Margin (dB)	Limit (dBμV/m)	Factor (dB/m)	Type
1	*	2390.000	53.402	20.254	-0.598	54.000	33.148	AV
2		2409.120	110.089	76.879	N/A	N/A	33.211	AV

Note 1: " * ", means this data is the worst emission level.

Note 2: Measure Level (dBμV/m) = Reading Level (dBμV) + Factor (dB/m).

Note 3: Factor (dB/m) = Cable Loss (dB) + Antenna Factor (dB/m).

Site: SIP-AC2	Test Date: 2023-10-16
Limit: FCC_2.4G_RE(3m)	Engineer: Mero Zhou
Probe: HF907_102861_1-18GHz	Polarity: Vertical
EUT: Dragonfly Industrial Wireless Access Point	Power: By PoE
Test Mode: Transmit by 802.11g at 2412MHz	

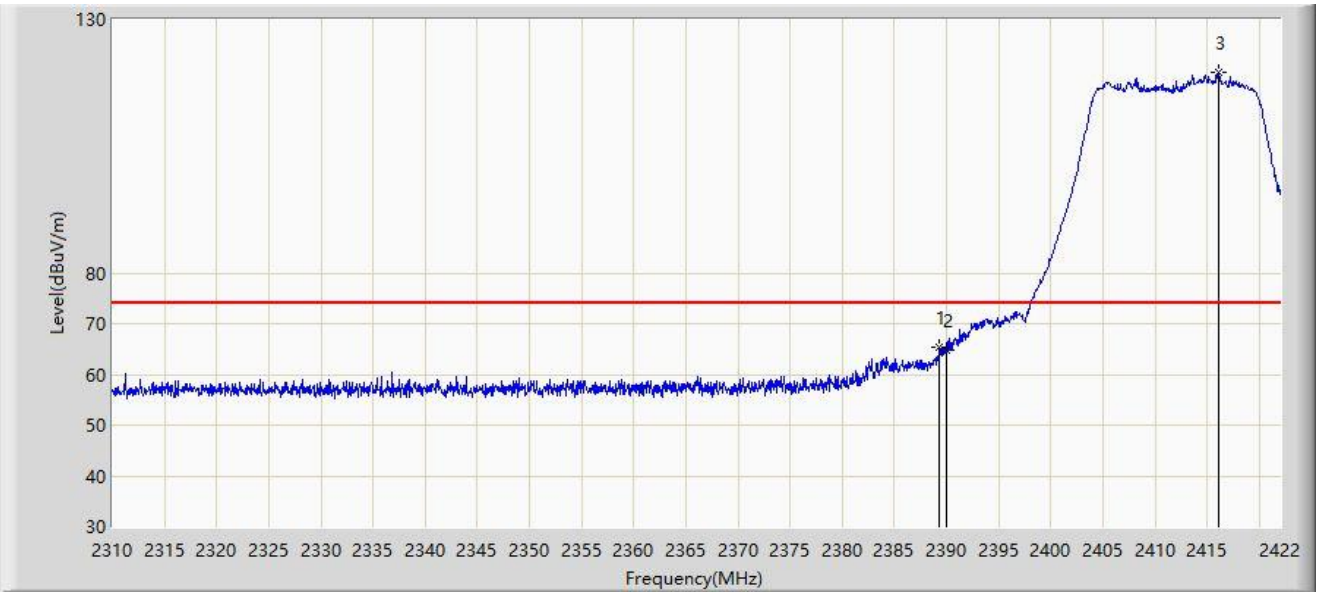

No	Mark	Frequency (MHz)	Measure Level (dBμV/m)	Reading Level (dBμV)	Margin (dB)	Limit (dBμV/m)	Factor (dB/m)	Type
1	*	2389.296	65.393	32.245	-8.607	74.000	33.148	PK
2		2390.000	64.676	31.528	-9.324	74.000	33.148	PK
3		2416.120	119.646	86.399	N/A	N/A	33.247	PK

Note 1: " * ", means this data is the worst emission level.

Note 2: Measure Level (dBμV/m) = Reading Level (dBμV) + Factor (dB/m).

Note 3: Factor (dB/m) = Cable Loss (dB) + Antenna Factor (dB/m).

Site: SIP-AC2	Test Date: 2023-10-16
Limit: FCC_2.4G_RE(3m)	Engineer: Mero Zhou
Probe: HF907_102861_1-18GHz	Polarity: Vertical
EUT: Dragonfly Industrial Wireless Access Point	Power: By PoE
Test Mode: Transmit by 802.11g at 2412MHz	

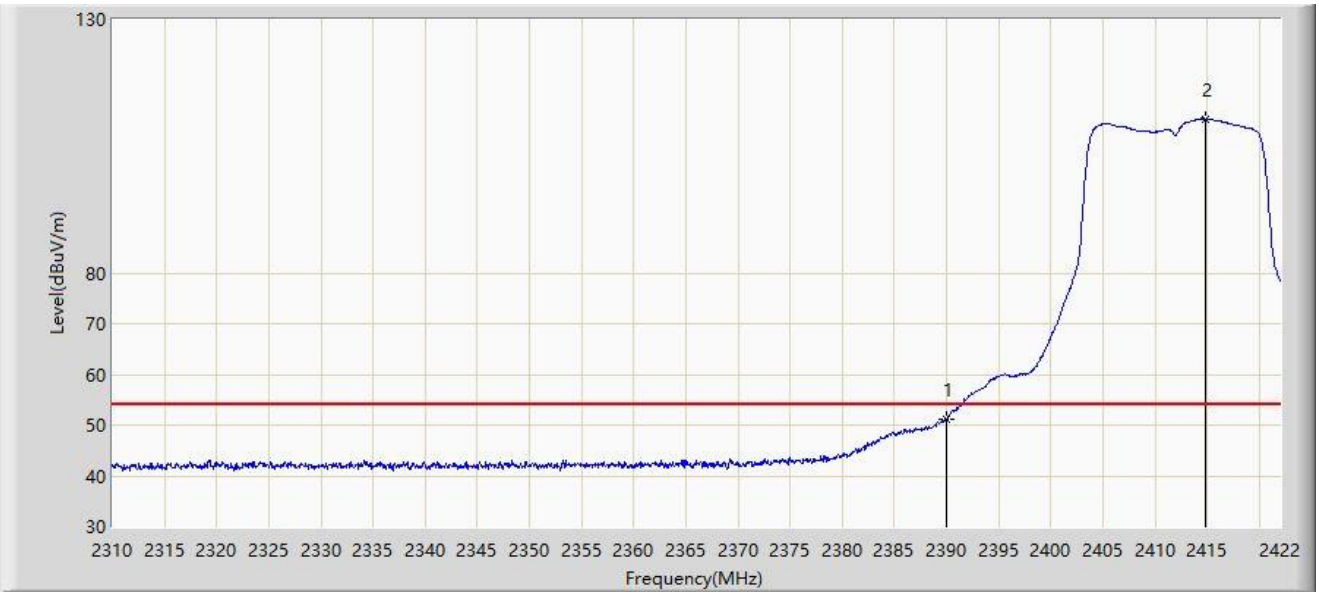

No	Mark	Frequency (MHz)	Measure Level (dBμV/m)	Reading Level (dBμV)	Margin (dB)	Limit (dBμV/m)	Factor (dB/m)	Type
1	*	2390.000	51.152	18.004	-2.848	54.000	33.148	AV
2		2414.832	110.410	77.170	N/A	N/A	33.240	AV

Note 1: " * ", means this data is the worst emission level.

Note 2: Measure Level (dBμV/m) = Reading Level (dBμV) + Factor (dB/m).

Note 3: Factor (dB/m) = Cable Loss (dB) + Antenna Factor (dB/m).

Site: SIP-AC2	Test Date: 2023-10-16
Limit: FCC_2.4G_RE(3m)	Engineer: Mero Zhou
Probe: HF907_102861_1-18GHz	Polarity: Horizontal
EUT: Dragonfly Industrial Wireless Access Point	Power: By PoE
Test Mode: Transmit by 802.11g at 2462MHz	

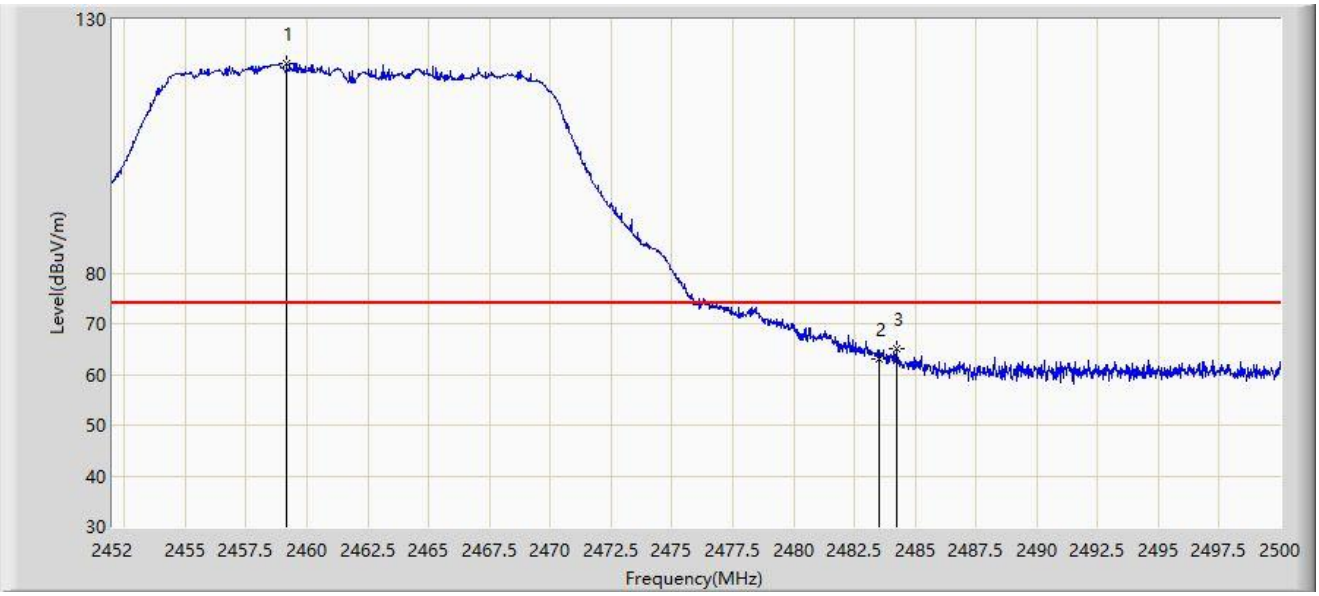

No	Mark	Frequency (MHz)	Measure Level (dBμV/m)	Reading Level (dBμV)	Margin (dB)	Limit (dBμV/m)	Factor (dB/m)	Type
1		2459.152	121.291	87.869	N/A	N/A	33.423	PK
2		2483.500	63.181	29.741	-10.819	74.000	33.440	PK
3	*	2484.232	65.204	31.759	-8.796	74.000	33.445	PK

Note 1: " * ", means this data is the worst emission level.

Note 2: Measure Level (dBμV/m) = Reading Level (dBμV) + Factor (dB/m).

Note 3: Factor (dB/m) = Cable Loss (dB) + Antenna Factor (dB/m).

Site: SIP-AC2	Test Date: 2023-10-16
Limit: FCC_2.4G_RE(3m)	Engineer: Mero Zhou
Probe: HF907_102861_1-18GHz	Polarity: Horizontal
EUT: Dragonfly Industrial Wireless Access Point	Power: By PoE
Test Mode: Transmit by 802.11g at 2462MHz	

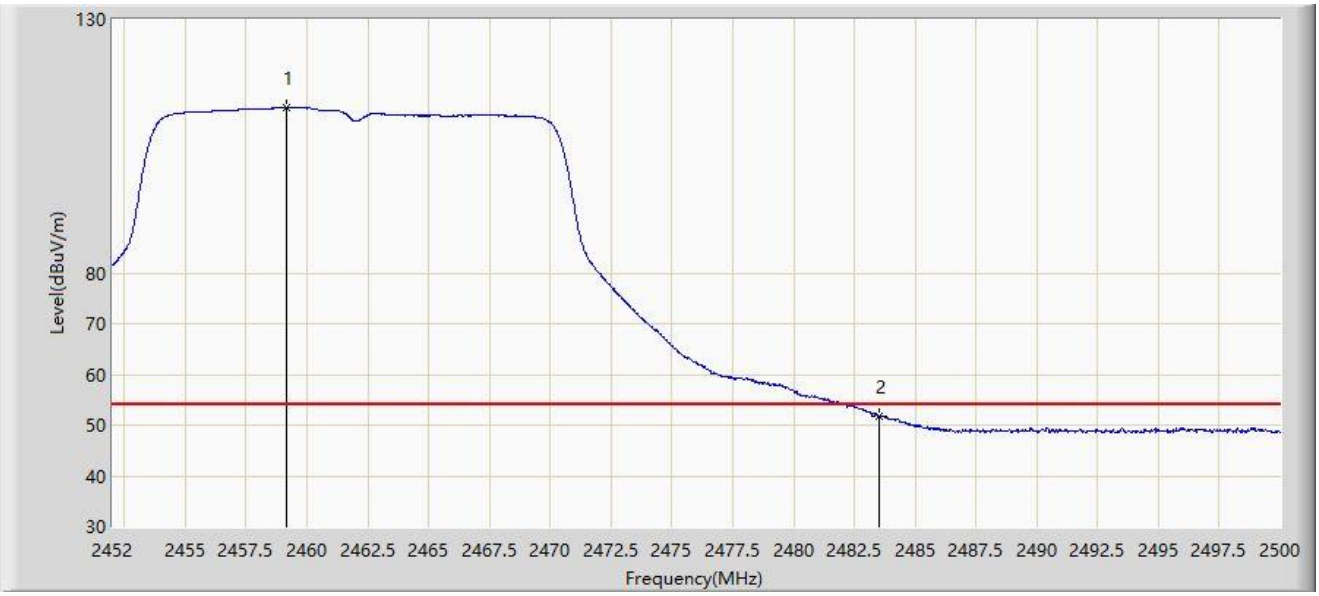

No	Mark	Frequency (MHz)	Measure Level (dBμV/m)	Reading Level (dBμV)	Margin (dB)	Limit (dBμV/m)	Factor (dB/m)	Type
1		2459.152	112.585	79.163	N/A	N/A	33.423	AV
2	*	2483.500	51.823	18.383	-2.177	54.000	33.440	AV

Note 1: " * ", means this data is the worst emission level.

Note 2: Measure Level (dBμV/m) = Reading Level (dBμV) + Factor (dB/m).

Note 3: Factor (dB/m) = Cable Loss (dB) + Antenna Factor (dB/m).

Site: SIP-AC2	Test Date: 2023-10-16
Limit: FCC_2.4G_RE(3m)	Engineer: Mero Zhou
Probe: HF907_102861_1-18GHz	Polarity: Vertical
EUT: Dragonfly Industrial Wireless Access Point	Power: By PoE
Test Mode: Transmit by 802.11g at 2462MHz	

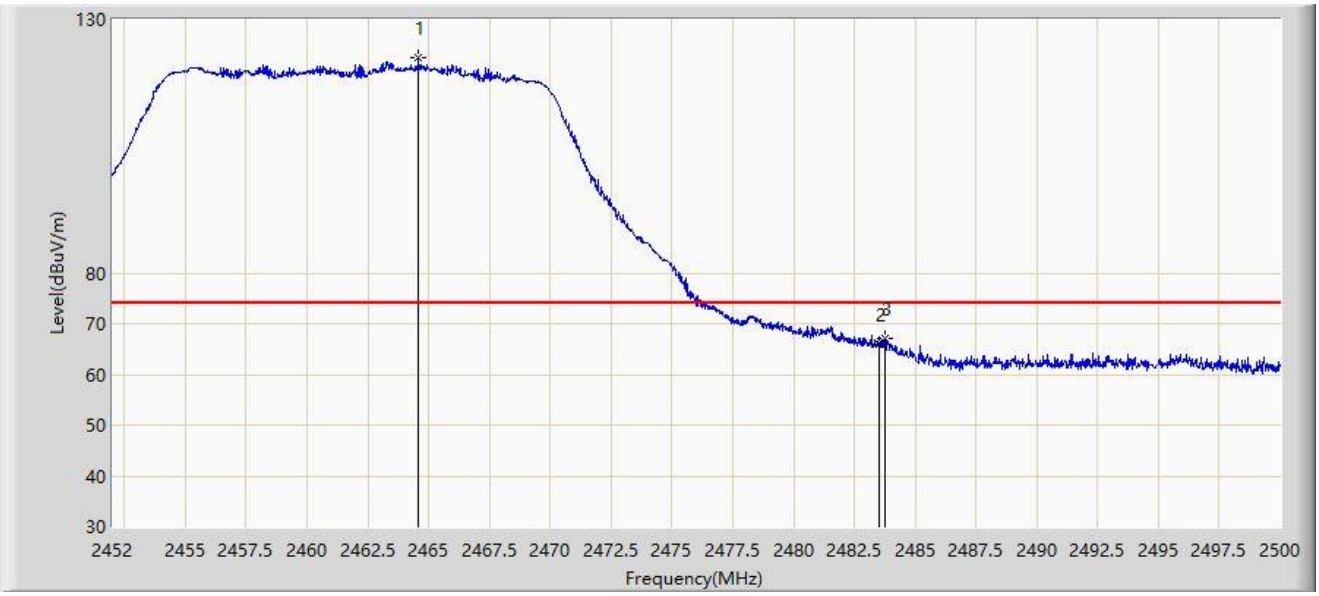

No	Mark	Frequency (MHz)	Measure Level (dBμV/m)	Reading Level (dBμV)	Margin (dB)	Limit (dBμV/m)	Factor (dB/m)	Type
1		2464.600	122.439	89.012	N/A	N/A	33.427	PK
2		2483.500	65.954	32.514	-8.046	74.000	33.440	PK
3	*	2483.752	67.179	33.737	-6.821	74.000	33.442	PK

Note 1: " * ", means this data is the worst emission level.

Note 2: Measure Level (dBμV/m) = Reading Level (dBμV) + Factor (dB/m).

Note 3: Factor (dB/m) = Cable Loss (dB) + Antenna Factor (dB/m).

Site: SIP-AC2	Test Date: 2023-10-16
Limit: FCC_2.4G_RE(3m)	Engineer: Mero Zhou
Probe: HF907_102861_1-18GHz	Polarity: Vertical
EUT: Dragonfly Industrial Wireless Access Point	Power: By PoE
Test Mode: Transmit by 802.11g at 2462MHz	

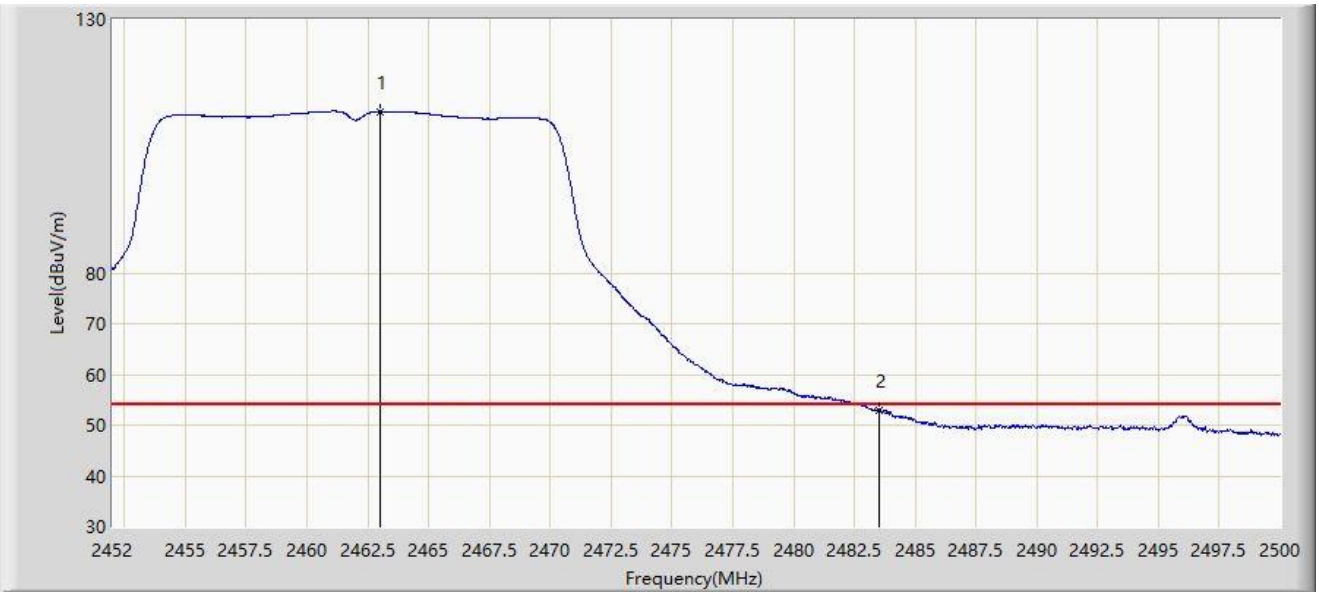

No	Mark	Frequency (MHz)	Measure Level (dBμV/m)	Reading Level (dBμV)	Margin (dB)	Limit (dBμV/m)	Factor (dB/m)	Type
1		2463.016	111.856	78.427	N/A	N/A	33.429	AV
2	*	2483.500	52.895	19.455	-1.105	54.000	33.440	AV

Note 1: " * ", means this data is the worst emission level.

Note 2: Measure Level (dBμV/m) = Reading Level (dBμV) + Factor (dB/m).

Note 3: Factor (dB/m) = Cable Loss (dB) + Antenna Factor (dB/m).

Site: SIP-AC2	Test Date: 2023-10-16
Limit: FCC_2.4G_RE(3m)	Engineer: Mero Zhou
Probe: HF907_102861_1-18GHz	Polarity: Horizontal
EUT: Dragonfly Industrial Wireless Access Point	Power: By PoE
Test Mode: Transmit by 802.11n-HT20 at 2412MHz	

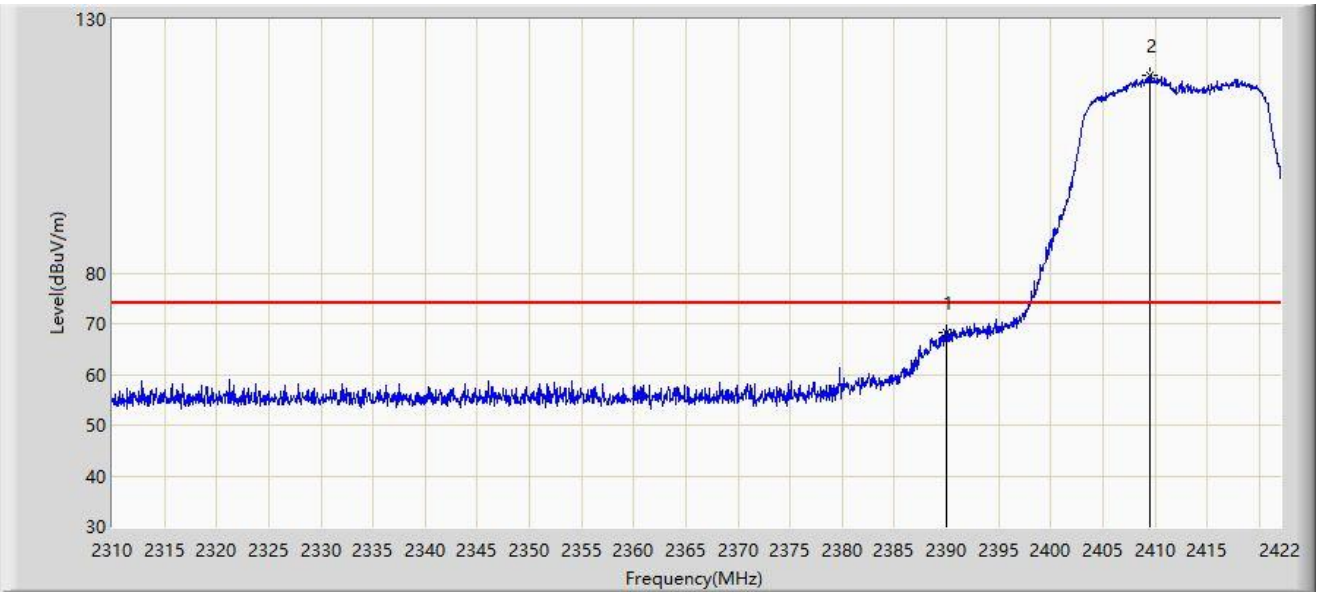

No	Mark	Frequency (MHz)	Measure Level (dBµV/m)	Reading Level (dBµV)	Margin (dB)	Limit (dBµV/m)	Factor (dB/m)	Type
1	*	2390.000	68.126	34.978	-5.874	74.000	33.148	PK
2		2409.568	118.890	85.678	N/A	N/A	33.212	PK

Note 1: " * ", means this data is the worst emission level.

Note 2: Measure Level (dBµV/m) = Reading Level (dBµV) + Factor (dB/m).

Note 3: Factor (dB/m) = Cable Loss (dB) + Antenna Factor (dB/m).

Site: SIP-AC2	Test Date: 2023-10-16
Limit: FCC_2.4G_RE(3m)	Engineer: Mero Zhou
Probe: HF907_102861_1-18GHz	Polarity: Horizontal
EUT: Dragonfly Industrial Wireless Access Point	Power: By PoE
Test Mode: Transmit by 802.11n-HT20 at 2412MHz	

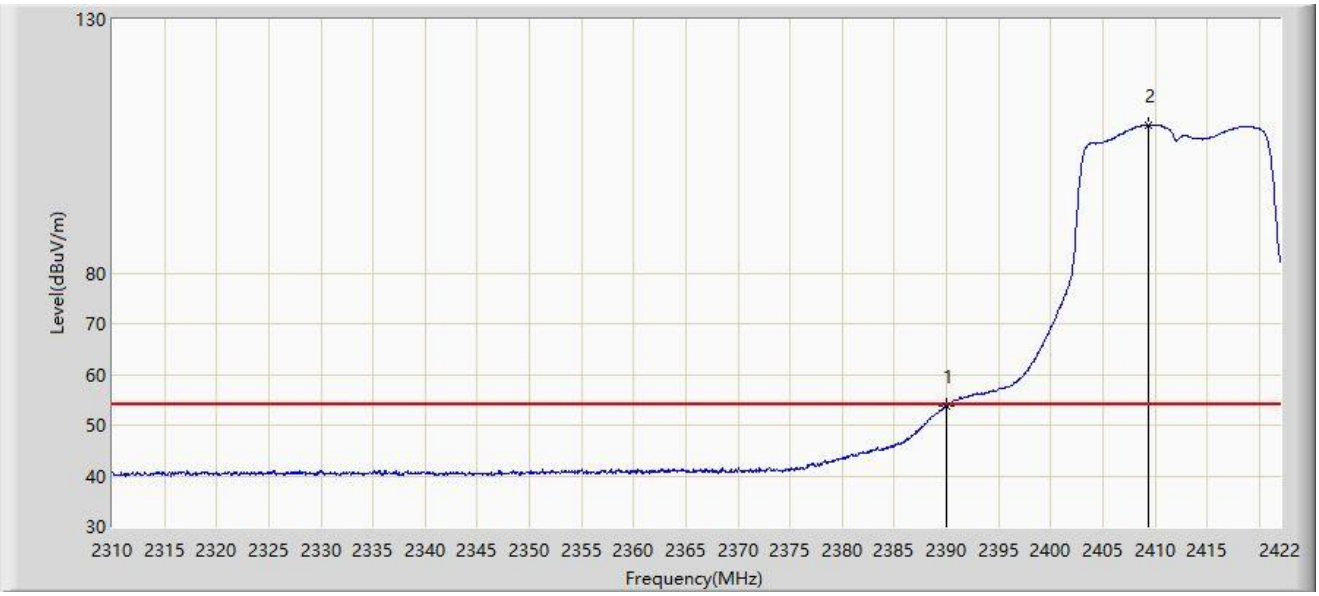

No	Mark	Frequency (MHz)	Measure Level (dBμV/m)	Reading Level (dBμV)	Margin (dB)	Limit (dBμV/m)	Factor (dB/m)	Type
1	*	2390.000	53.767	20.619	-0.233	54.000	33.148	AV
2		2409.400	109.143	75.931	N/A	N/A	33.212	AV

Note 1: " * ", means this data is the worst emission level.

Note 2: Measure Level (dBμV/m) = Reading Level (dBμV) + Factor (dB/m).

Note 3: Factor (dB/m) = Cable Loss (dB) + Antenna Factor (dB/m).

Site: SIP-AC2	Test Date: 2023-10-16
Limit: FCC_2.4G_RE(3m)	Engineer: Mero Zhou
Probe: HF907_102861_1-18GHz	Polarity: Vertical
EUT: Dragonfly Industrial Wireless Access Point	Power: By PoE
Test Mode: Transmit by 802.11n-HT20 at 2412MHz	

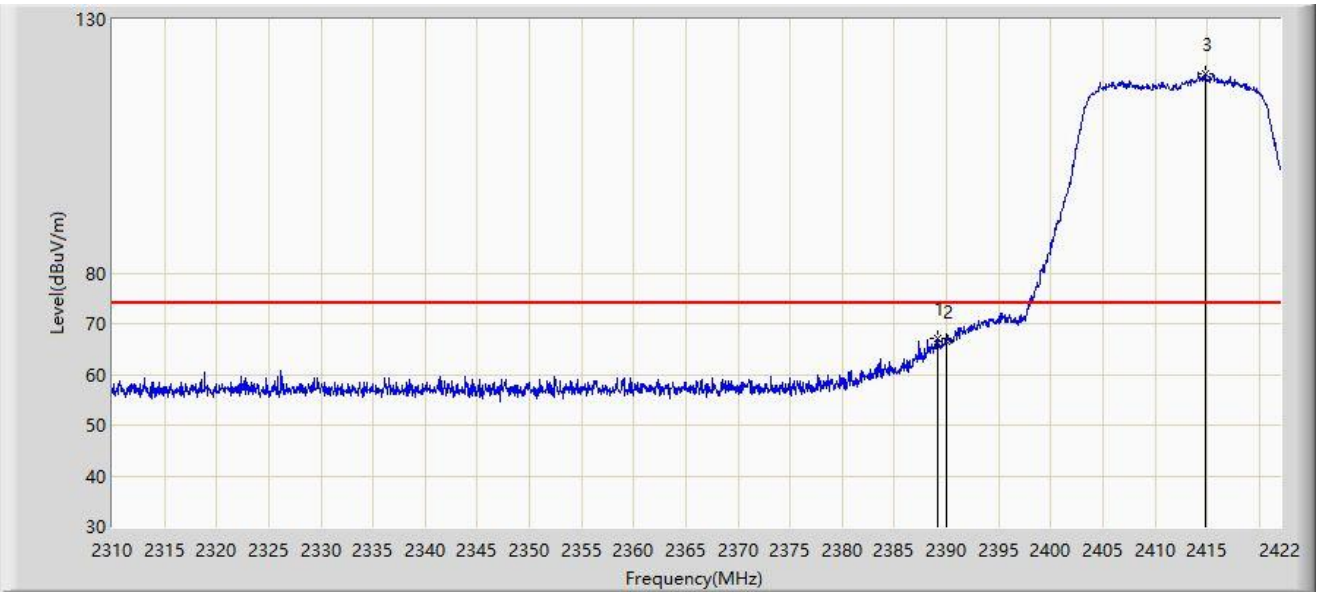

No	Mark	Frequency (MHz)	Measure Level (dBμV/m)	Reading Level (dBμV)	Margin (dB)	Limit (dBμV/m)	Factor (dB/m)	Type
1	*	2389.128	67.072	33.924	-6.928	74.000	33.147	PK
2		2390.000	66.513	33.365	-7.487	74.000	33.148	PK
3		2414.776	119.412	86.172	N/A	N/A	33.240	PK

Note 1: " * ", means this data is the worst emission level.

Note 2: Measure Level (dBμV/m) = Reading Level (dBμV) + Factor (dB/m).

Note 3: Factor (dB/m) = Cable Loss (dB) + Antenna Factor (dB/m).

Site: SIP-AC2	Test Date: 2023-10-16
Limit: FCC_2.4G_RE(3m)	Engineer: Mero Zhou
Probe: HF907_102861_1-18GHz	Polarity: Vertical
EUT: Dragonfly Industrial Wireless Access Point	Power: By PoE
Test Mode: Transmit by 802.11n-HT20 at 2412MHz	

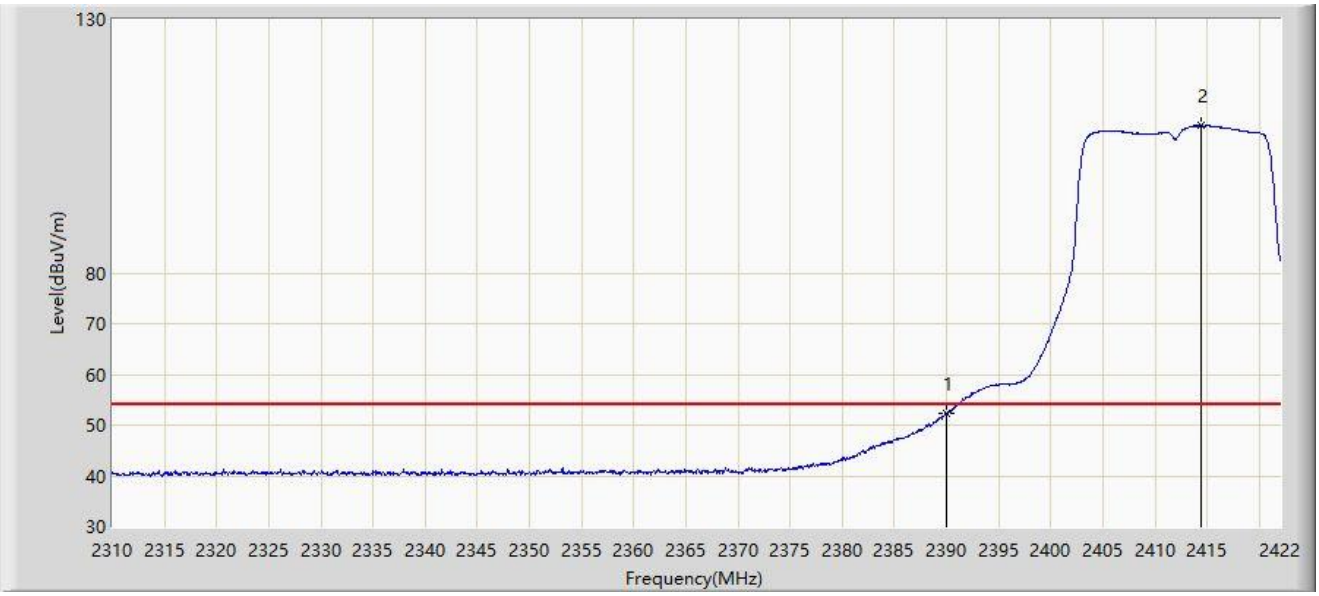

No	Mark	Frequency (MHz)	Measure Level (dBμV/m)	Reading Level (dBμV)	Margin (dB)	Limit (dBμV/m)	Factor (dB/m)	Type
1	*	2390.000	52.252	19.104	-1.748	54.000	33.148	AV
2		2414.440	109.039	75.801	N/A	N/A	33.238	AV

Note 1: " * ", means this data is the worst emission level.

Note 2: Measure Level (dBμV/m) = Reading Level (dBμV) + Factor (dB/m).

Note 3: Factor (dB/m) = Cable Loss (dB) + Antenna Factor (dB/m).

Site: SIP-AC2	Test Date: 2023-10-16
Limit: FCC_2.4G_RE(3m)	Engineer: Mero Zhou
Probe: HF907_102861_1-18GHz	Polarity: Horizontal
EUT: Dragonfly Industrial Wireless Access Point	Power: By PoE
Test Mode: Transmit by 802.11n-HT20 at 2462MHz	

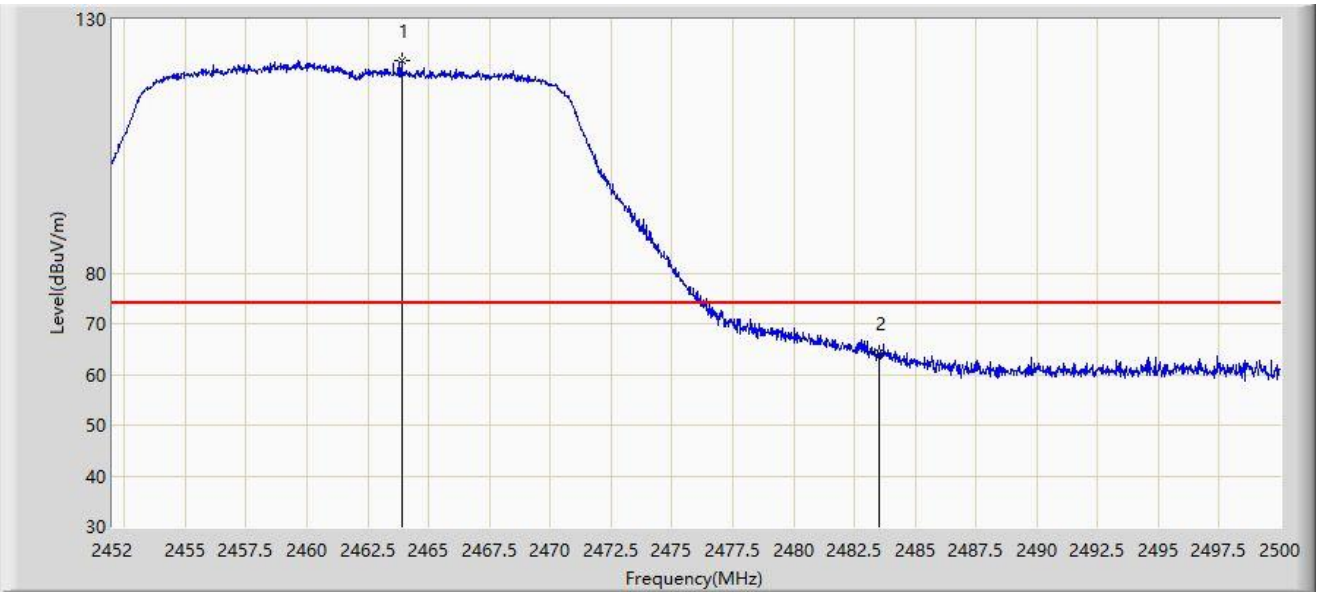

No	Mark	Frequency (MHz)	Measure Level (dBμV/m)	Reading Level (dBμV)	Margin (dB)	Limit (dBμV/m)	Factor (dB/m)	Type
1		2463.880	121.803	88.375	N/A	N/A	33.428	PK
2	*	2483.500	64.094	30.654	-9.906	74.000	33.440	PK

Note 1: " * ", means this data is the worst emission level.

Note 2: Measure Level (dBμV/m) = Reading Level (dBμV) + Factor (dB/m).

Note 3: Factor (dB/m) = Cable Loss (dB) + Antenna Factor (dB/m).

Site: SIP-AC2	Test Date: 2023-10-16
Limit: FCC_2.4G_RE(3m)	Engineer: Mero Zhou
Probe: HF907_102861_1-18GHz	Polarity: Horizontal
EUT: Dragonfly Industrial Wireless Access Point	Power: By PoE
Test Mode: Transmit by 802.11n-HT20 at 2462MHz	

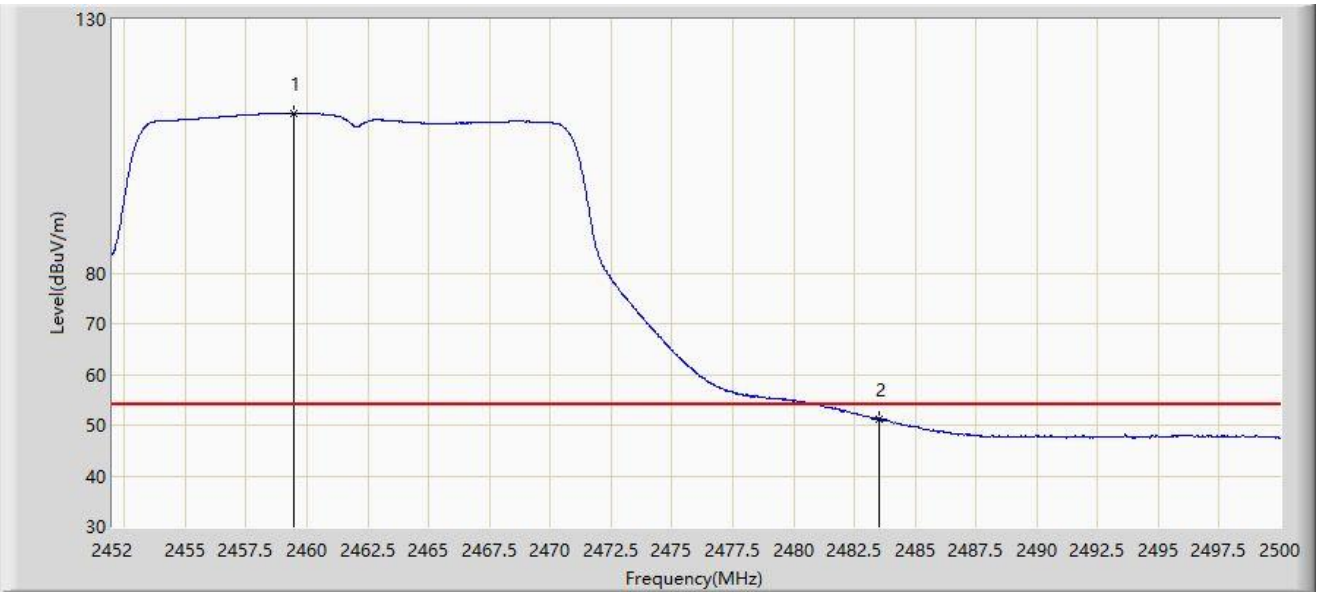

No	Mark	Frequency (MHz)	Measure Level (dBμV/m)	Reading Level (dBμV)	Margin (dB)	Limit (dBμV/m)	Factor (dB/m)	Type
1		2459.464	111.454	78.031	N/A	N/A	33.424	AV
2	*	2483.500	51.289	17.849	-2.711	54.000	33.440	AV

Note 1: " * ", means this data is the worst emission level.

Note 2: Measure Level (dBμV/m) = Reading Level (dBμV) + Factor (dB/m).

Note 3: Factor (dB/m) = Cable Loss (dB) + Antenna Factor (dB/m).

Site: SIP-AC2	Test Date: 2023-10-16
Limit: FCC_2.4G_RE(3m)	Engineer: Mero Zhou
Probe: HF907_102861_1-18GHz	Polarity: Vertical
EUT: Dragonfly Industrial Wireless Access Point	Power: By PoE
Test Mode: Transmit by 802.11n-HT20 at 2462MHz	

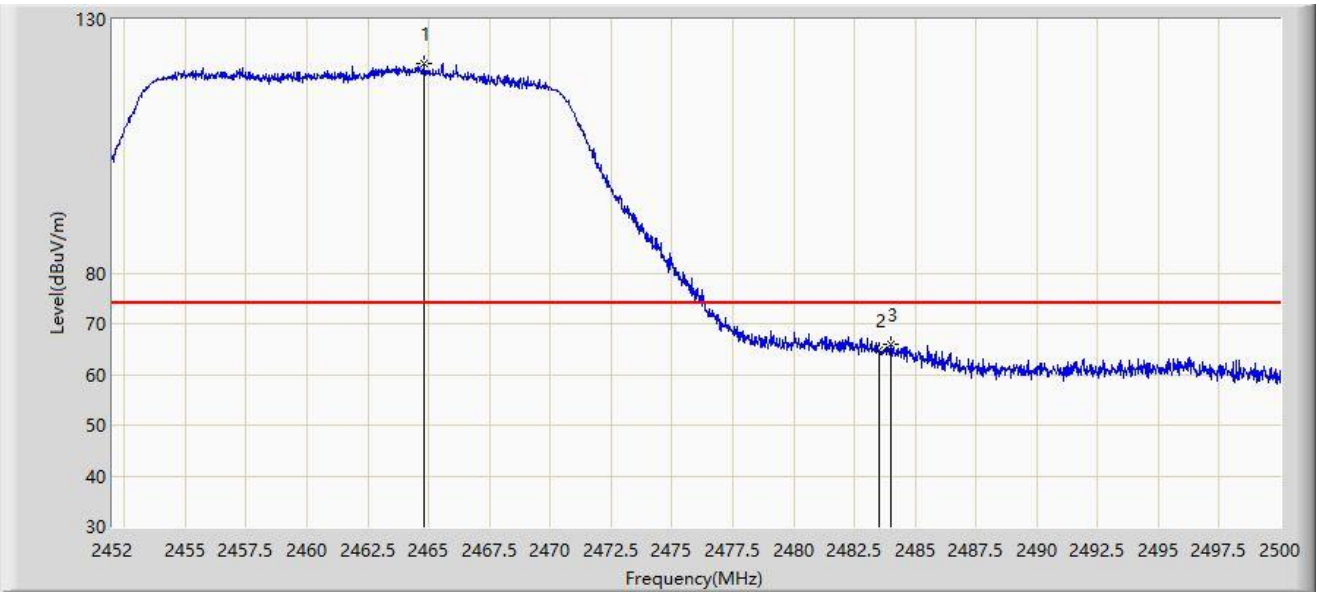

No	Mark	Frequency (MHz)	Measure Level (dBμV/m)	Reading Level (dBμV)	Margin (dB)	Limit (dBμV/m)	Factor (dB/m)	Type
1		2464.840	121.379	87.953	N/A	N/A	33.426	PK
2		2483.500	64.641	31.201	-9.359	74.000	33.440	PK
3	*	2484.016	66.086	32.642	-7.914	74.000	33.444	PK

Note 1: " * ", means this data is the worst emission level.

Note 2: Measure Level (dBμV/m) = Reading Level (dBμV) + Factor (dB/m).

Note 3: Factor (dB/m) = Cable Loss (dB) + Antenna Factor (dB/m).

Site: SIP-AC2	Test Date: 2023-10-16
Limit: FCC_2.4G_RE(3m)	Engineer: Mero Zhou
Probe: HF907_102861_1-18GHz	Polarity: Vertical
EUT: Dragonfly Industrial Wireless Access Point	Power: By PoE
Test Mode: Transmit by 802.11n-HT20 at 2462MHz	

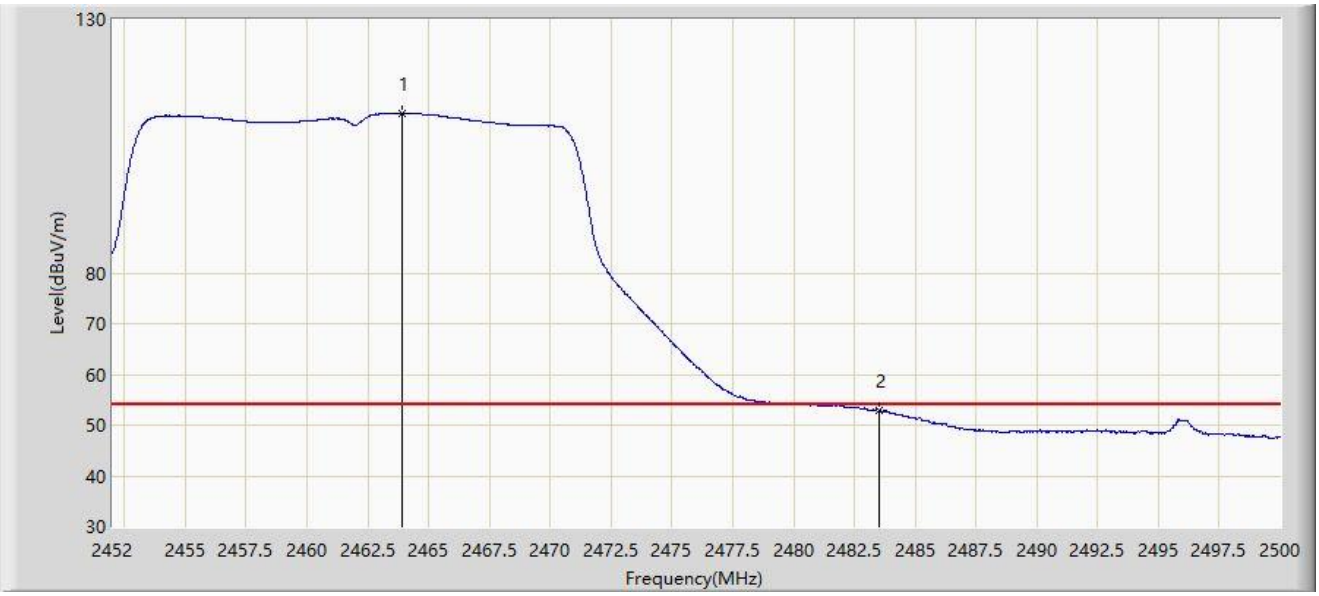

No	Mark	Frequency (MHz)	Measure Level (dBμV/m)	Reading Level (dBμV)	Margin (dB)	Limit (dBμV/m)	Factor (dB/m)	Type
1		2463.904	111.553	78.125	N/A	N/A	33.428	AV
2	*	2483.500	53.019	19.579	-0.981	54.000	33.440	AV

Note 1: " * ", means this data is the worst emission level.

Note 2: Measure Level (dBμV/m) = Reading Level (dBμV) + Factor (dB/m).

Note 3: Factor (dB/m) = Cable Loss (dB) + Antenna Factor (dB/m).

Site: SIP-AC2	Test Date: 2023-10-16
Limit: FCC_2.4G_RE(3m)	Engineer: Mero Zhou
Probe: HF907_102861_1-18GHz	Polarity: Horizontal
EUT: Dragonfly Industrial Wireless Access Point	Power: By PoE
Test Mode: Transmit by 802.11n-HT40 at 2422MHz	

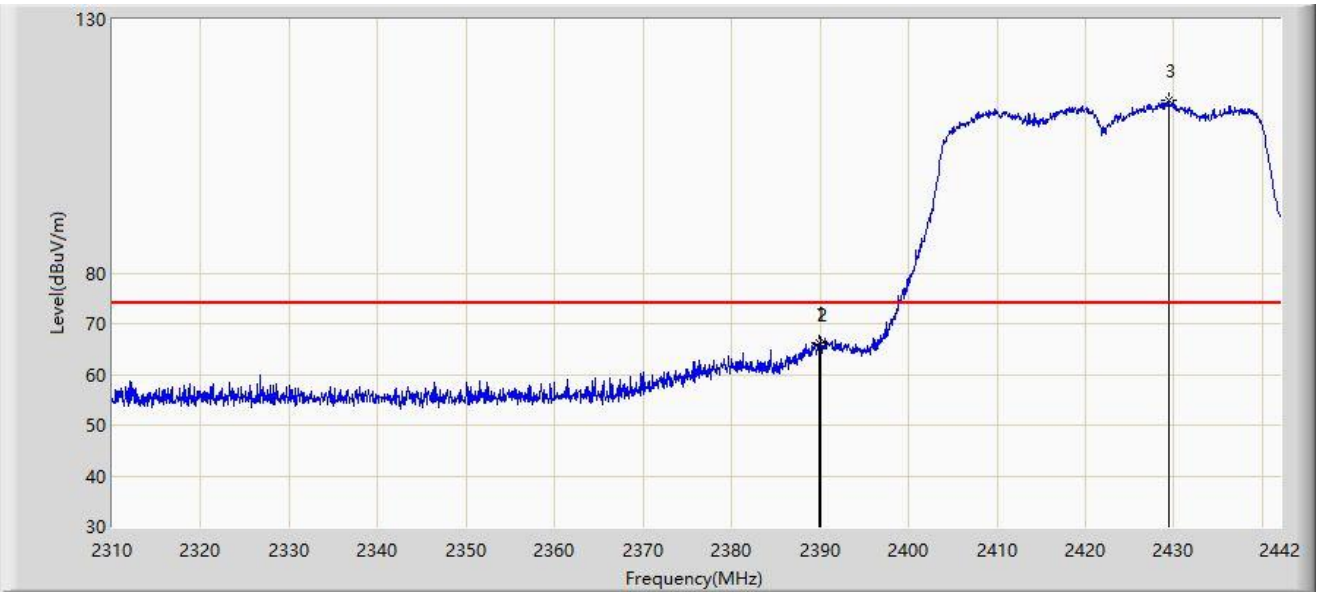

No	Mark	Frequency (MHz)	Measure Level (dBμV/m)	Reading Level (dBμV)	Margin (dB)	Limit (dBμV/m)	Factor (dB/m)	Type
1	*	2389.860	66.192	33.044	-7.808	74.000	33.148	PK
2		2390.000	66.022	32.874	-7.978	74.000	33.148	PK
3		2429.394	113.916	80.595	N/A	N/A	33.321	PK

Note 1: " * ", means this data is the worst emission level.

Note 2: Measure Level (dBμV/m) = Reading Level (dBμV) + Factor (dB/m).

Note 3: Factor (dB/m) = Cable Loss (dB) + Antenna Factor (dB/m).

Site: SIP-AC2	Test Date: 2023-10-16
Limit: FCC_2.4G_RE(3m)	Engineer: Mero Zhou
Probe: HF907_102861_1-18GHz	Polarity: Horizontal
EUT: Dragonfly Industrial Wireless Access Point	Power: By PoE
Test Mode: Transmit by 802.11n-HT40 at 2422MHz	

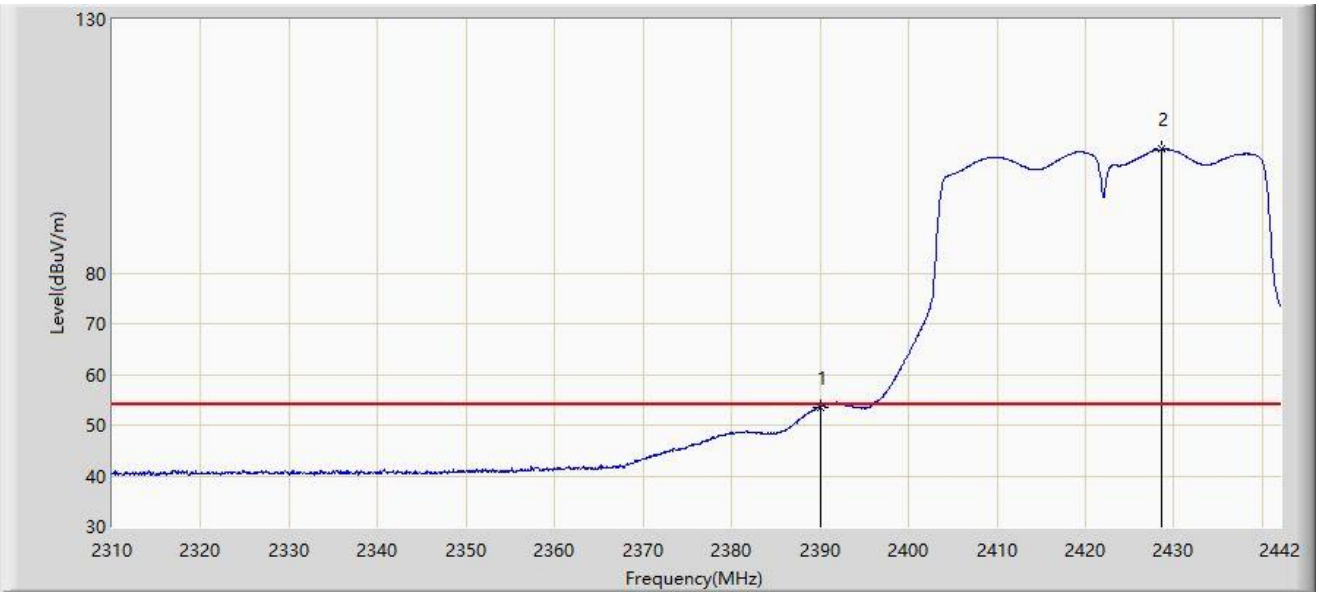

No	Mark	Frequency (MHz)	Measure Level (dBμV/m)	Reading Level (dBμV)	Margin (dB)	Limit (dBμV/m)	Factor (dB/m)	Type
1	*	2390.000	53.596	20.448	-0.404	54.000	33.148	AV
2		2428.668	104.348	71.030	N/A	N/A	33.317	AV

Note 1: " * ", means this data is the worst emission level.

Note 2: Measure Level (dBμV/m) = Reading Level (dBμV) + Factor (dB/m).

Note 3: Factor (dB/m) = Cable Loss (dB) + Antenna Factor (dB/m).

Site: SIP-AC2	Test Date: 2023-10-16
Limit: FCC_2.4G_RE(3m)	Engineer: Mero Zhou
Probe: HF907_102861_1-18GHz	Polarity: Vertical
EUT: Dragonfly Industrial Wireless Access Point	Power: By PoE
Test Mode: Transmit by 802.11n-HT40 at 2422MHz	

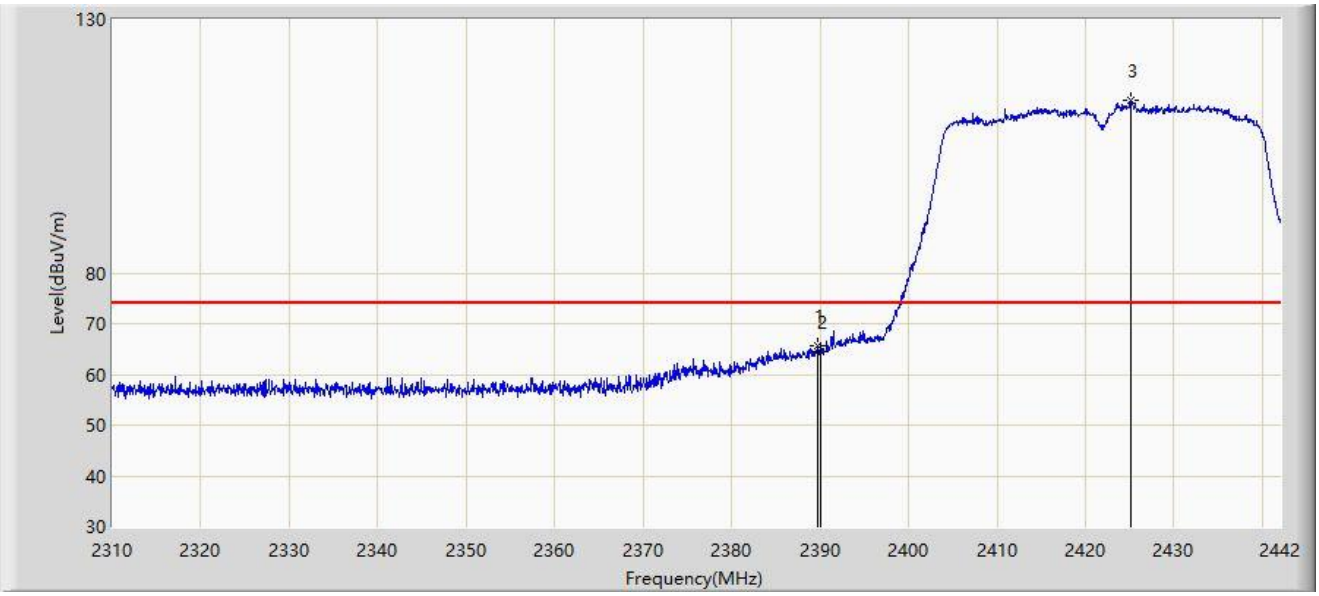

No	Mark	Frequency (MHz)	Measure Level (dBμV/m)	Reading Level (dBμV)	Margin (dB)	Limit (dBμV/m)	Factor (dB/m)	Type
1	*	2389.728	65.620	32.472	-8.380	74.000	33.148	PK
2		2390.000	64.461	31.313	-9.539	74.000	33.148	PK
3		2425.104	114.122	80.824	N/A	N/A	33.299	PK

Note 1: " * ", means this data is the worst emission level.

Note 2: Measure Level (dBμV/m) = Reading Level (dBμV) + Factor (dB/m).

Note 3: Factor (dB/m) = Cable Loss (dB) + Antenna Factor (dB/m).

Site: SIP-AC2	Test Date: 2023-10-16
Limit: FCC_2.4G_RE(3m)	Engineer: Mero Zhou
Probe: HF907_102861_1-18GHz	Polarity: Vertical
EUT: Dragonfly Industrial Wireless Access Point	Power: By PoE
Test Mode: Transmit by 802.11n-HT40 at 2422MHz	

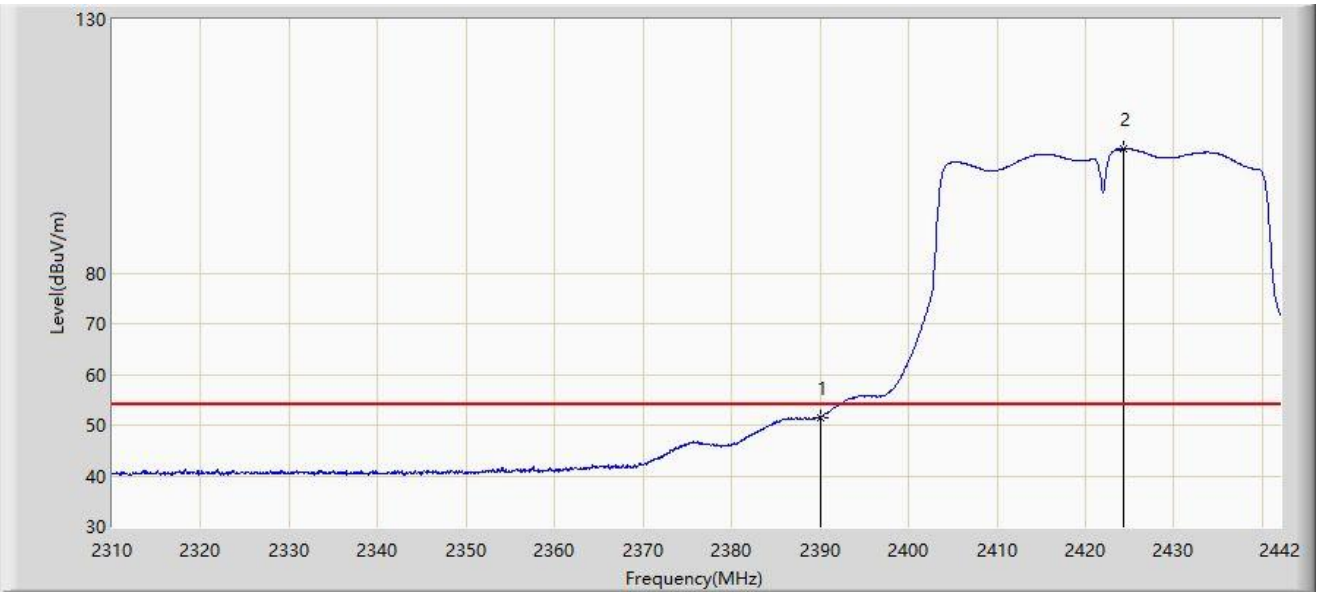

No	Mark	Frequency (MHz)	Measure Level (dBμV/m)	Reading Level (dBμV)	Margin (dB)	Limit (dBμV/m)	Factor (dB/m)	Type
1	*	2390.000	51.535	18.387	-2.465	54.000	33.148	AV
2		2424.246	104.380	71.086	N/A	N/A	33.294	AV

Note 1: " * ", means this data is the worst emission level.

Note 2: Measure Level (dBμV/m) = Reading Level (dBμV) + Factor (dB/m).

Note 3: Factor (dB/m) = Cable Loss (dB) + Antenna Factor (dB/m).

Site: SIP-AC2	Test Date: 2023-10-16
Limit: FCC_2.4G_RE(3m)	Engineer: Mero Zhou
Probe: HF907_102861_1-18GHz	Polarity: Horizontal
EUT: Dragonfly Industrial Wireless Access Point	Power: By PoE
Test Mode: Transmit by 802.11n-HT40 at 2452MHz	

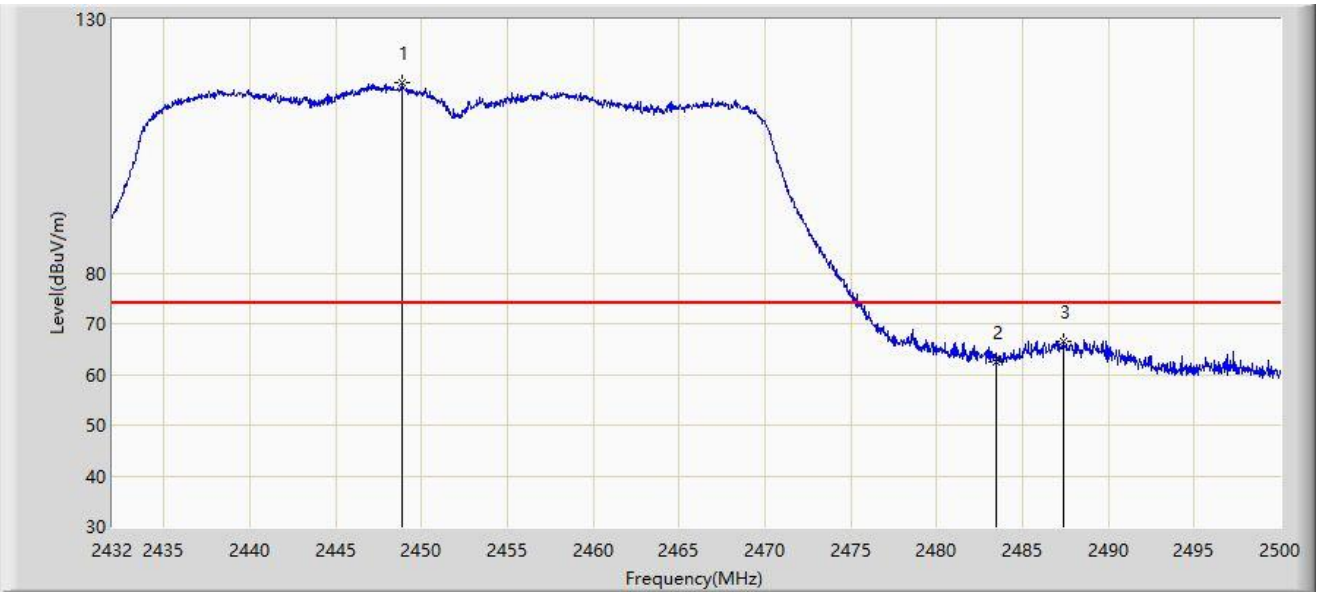

No	Mark	Frequency (MHz)	Measure Level (dBμV/m)	Reading Level (dBμV)	Margin (dB)	Limit (dBμV/m)	Factor (dB/m)	Type
1		2448.898	117.659	84.264	N/A	N/A	33.395	PK
2		2483.500	62.563	29.123	-11.437	74.000	33.440	PK
3	*	2487.420	66.564	33.097	-7.436	74.000	33.468	PK

Note 1: " * ", means this data is the worst emission level.

Note 2: Measure Level (dBμV/m) = Reading Level (dBμV) + Factor (dB/m).

Note 3: Factor (dB/m) = Cable Loss (dB) + Antenna Factor (dB/m).

Site: SIP-AC2	Test Date: 2023-10-16
Limit: FCC_2.4G_RE(3m)	Engineer: Mero Zhou
Probe: HF907_102861_1-18GHz	Polarity: Horizontal
EUT: Dragonfly Industrial Wireless Access Point	Power: By PoE
Test Mode: Transmit by 802.11n-HT40 at 2452MHz	

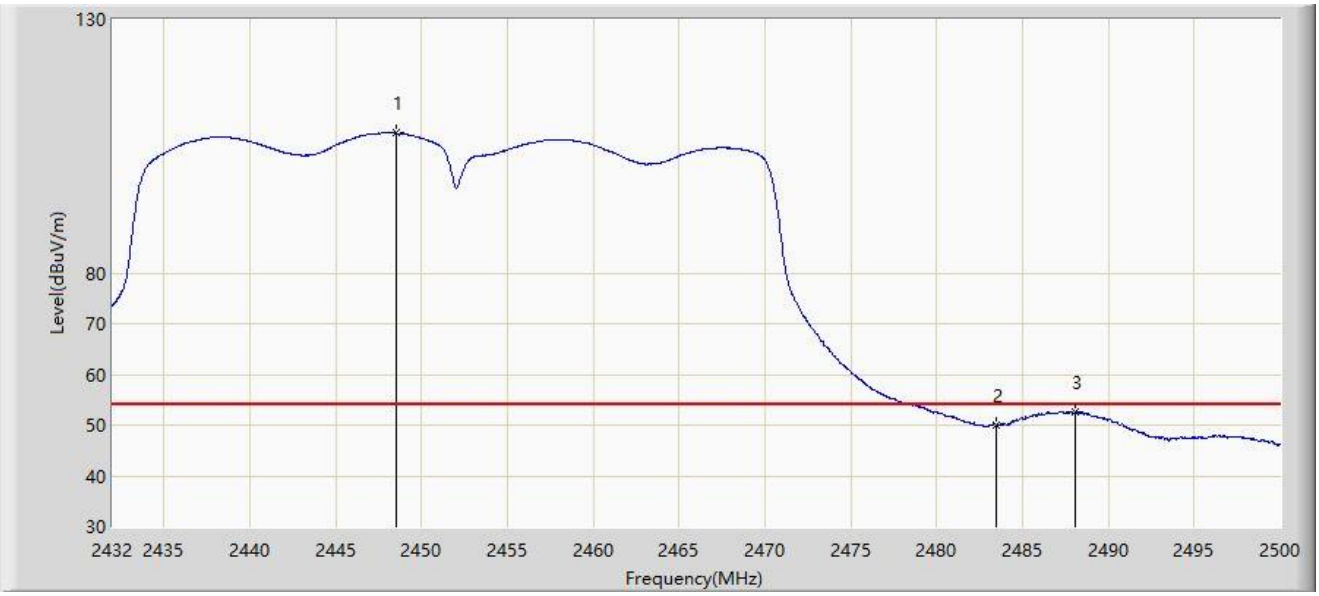

No	Mark	Frequency (MHz)	Measure Level (dBμV/m)	Reading Level (dBμV)	Margin (dB)	Limit (dBμV/m)	Factor (dB/m)	Type
1		2448.490	107.584	74.190	N/A	N/A	33.394	AV
2		2483.500	50.047	16.607	-3.953	54.000	33.440	AV
3	*	2488.100	52.613	19.141	-1.387	54.000	33.472	AV

Note 1: " * ", means this data is the worst emission level.

Note 2: Measure Level (dBμV/m) = Reading Level (dBμV) + Factor (dB/m).

Note 3: Factor (dB/m) = Cable Loss (dB) + Antenna Factor (dB/m).

Site: SIP-AC2	Test Date: 2023-10-16
Limit: FCC_2.4G_RE(3m)	Engineer: Mero Zhou
Probe: HF907_102861_1-18GHz	Polarity: Vertical
EUT: Dragonfly Industrial Wireless Access Point	Power: By PoE
Test Mode: Transmit by 802.11n-HT40 at 2452MHz	

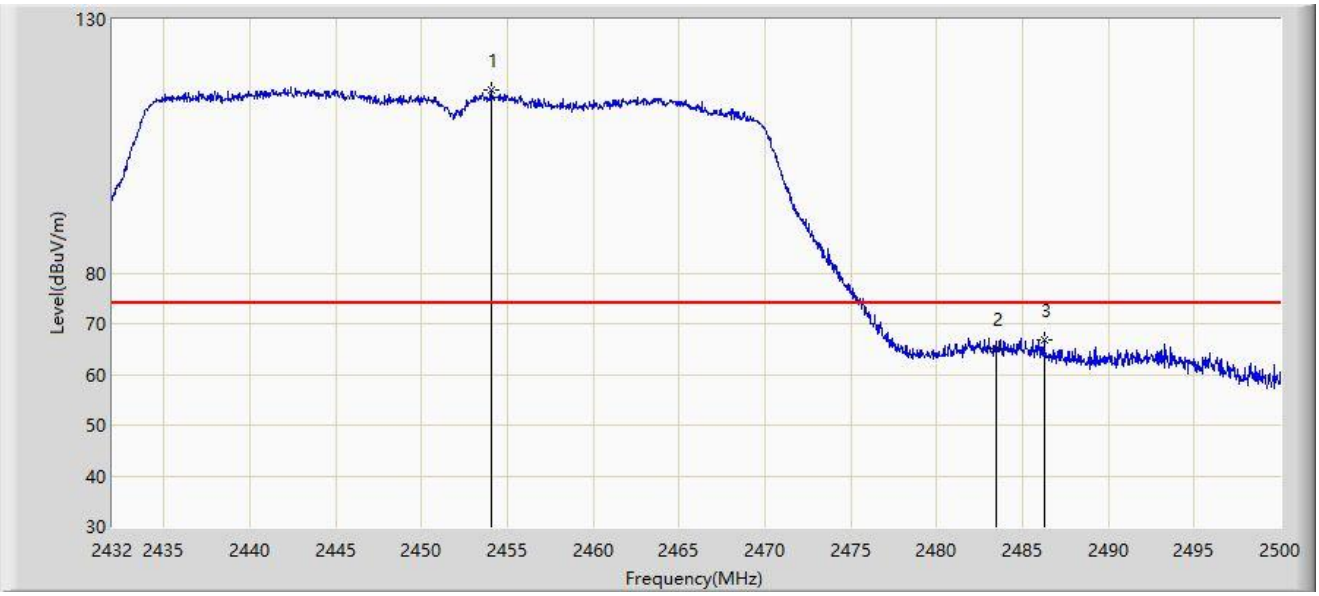

No	Mark	Frequency (MHz)	Measure Level (dBμV/m)	Reading Level (dBμV)	Margin (dB)	Limit (dBμV/m)	Factor (dB/m)	Type
1		2454.100	115.959	82.550	N/A	N/A	33.409	PK
2		2483.500	65.035	31.595	-8.965	74.000	33.440	PK
3	*	2486.264	66.837	33.378	-7.163	74.000	33.459	PK

Note 1: " * ", means this data is the worst emission level.

Note 2: Measure Level (dBμV/m) = Reading Level (dBμV) + Factor (dB/m).

Note 3: Factor (dB/m) = Cable Loss (dB) + Antenna Factor (dB/m).

Site: SIP-AC2	Test Date: 2023-10-16
Limit: FCC_2.4G_RE(3m)	Engineer: Mero Zhou
Probe: HF907_102861_1-18GHz	Polarity: Vertical
EUT: Dragonfly Industrial Wireless Access Point	Power: By PoE
Test Mode: Transmit by 802.11n-HT40 at 2452MHz	

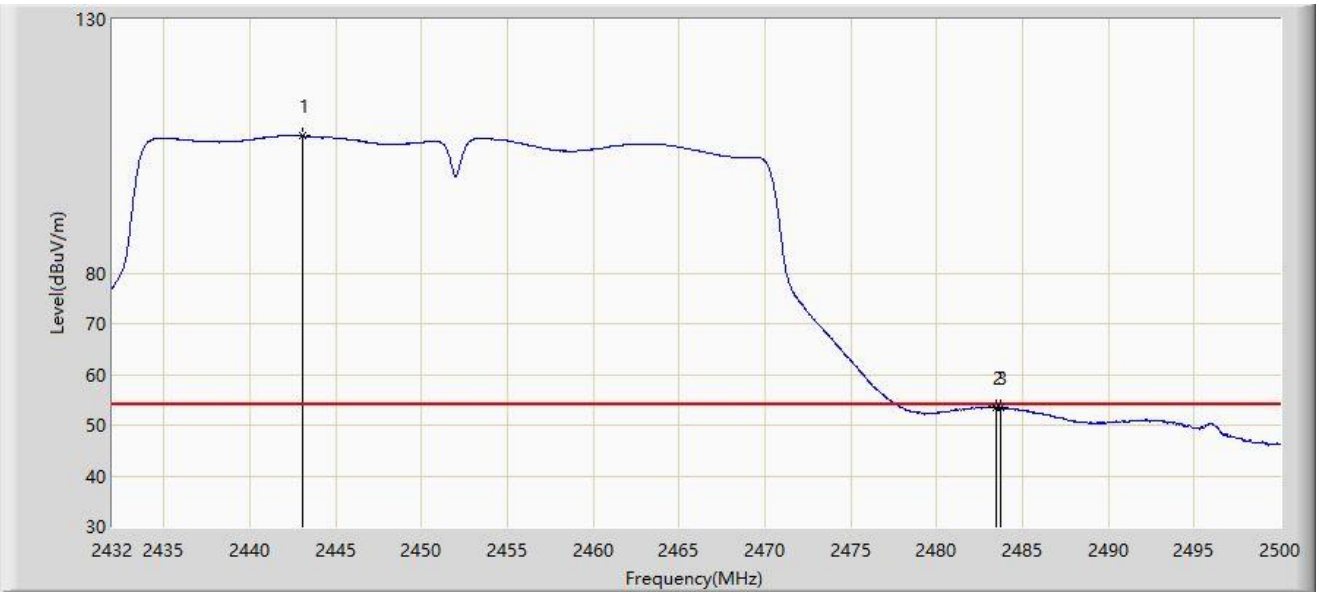

No	Mark	Frequency (MHz)	Measure Level (dBμV/m)	Reading Level (dBμV)	Margin (dB)	Limit (dBμV/m)	Factor (dB/m)	Type
1		2443.050	106.965	73.588	N/A	N/A	33.377	AV
2		2483.500	53.369	19.929	-0.631	54.000	33.440	AV
3	*	2483.748	53.554	20.112	-0.446	54.000	33.442	AV

Note 1: " * ", means this data is the worst emission level.

Note 2: Measure Level (dBμV/m) = Reading Level (dBμV) + Factor (dB/m).

Note 3: Factor (dB/m) = Cable Loss (dB) + Antenna Factor (dB/m).

Site: SIP-AC2	Test Date: 2023-10-16
Limit: FCC_2.4G_RE(3m)	Engineer: Mero Zhou
Probe: HF907_102861_1-18GHz	Polarity: Horizontal
EUT: Dragonfly Industrial Wireless Access Point	Power: By PoE
Test Mode: Transmit by 802.11ax-HE20 at 2412MHz	

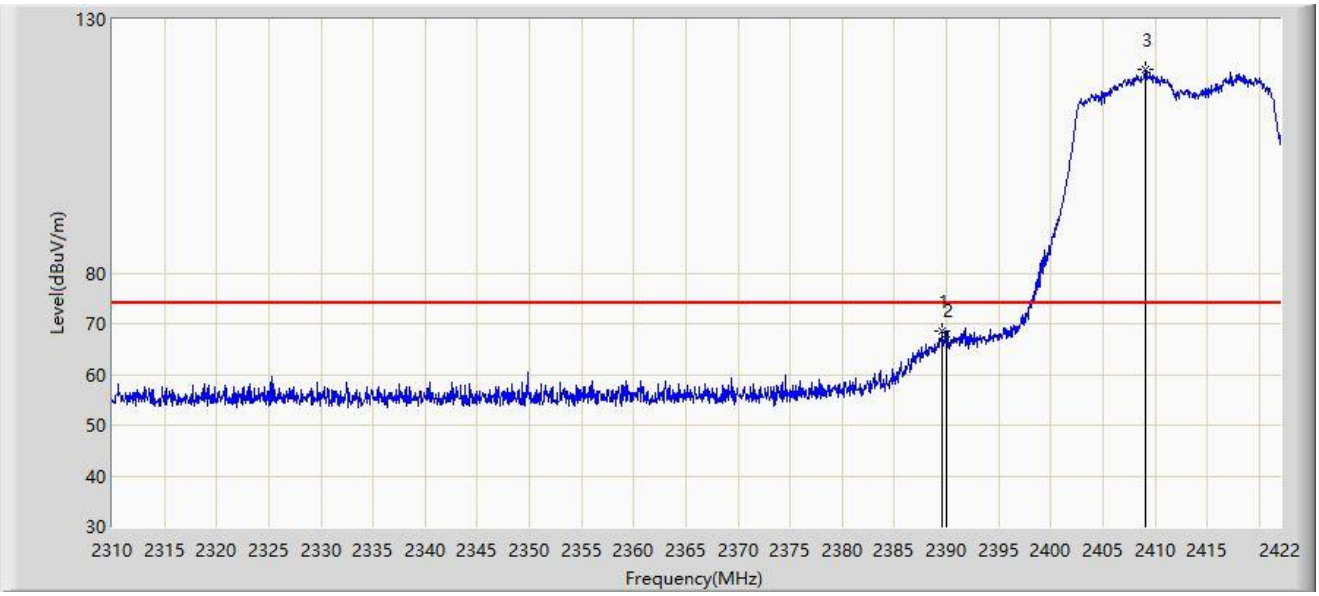

No	Mark	Frequency (MHz)	Measure Level (dBμV/m)	Reading Level (dBμV)	Margin (dB)	Limit (dBμV/m)	Factor (dB/m)	Type
1	*	2389.632	68.597	35.449	-5.403	74.000	33.148	PK
2		2390.000	66.695	33.547	-7.305	74.000	33.148	PK
3		2409.064	120.172	86.962	N/A	N/A	33.211	PK

Note 1: " * ", means this data is the worst emission level.

Note 2: Measure Level (dBμV/m) = Reading Level (dBμV) + Factor (dB/m).

Note 3: Factor (dB/m) = Cable Loss (dB) + Antenna Factor (dB/m).

Site: SIP-AC2	Test Date: 2023-10-16
Limit: FCC_2.4G_RE(3m)	Engineer: Mero Zhou
Probe: HF907_102861_1-18GHz	Polarity: Horizontal
EUT: Dragonfly Industrial Wireless Access Point	Power: By PoE
Test Mode: Transmit by 802.11ax-HE20 at 2412MHz	

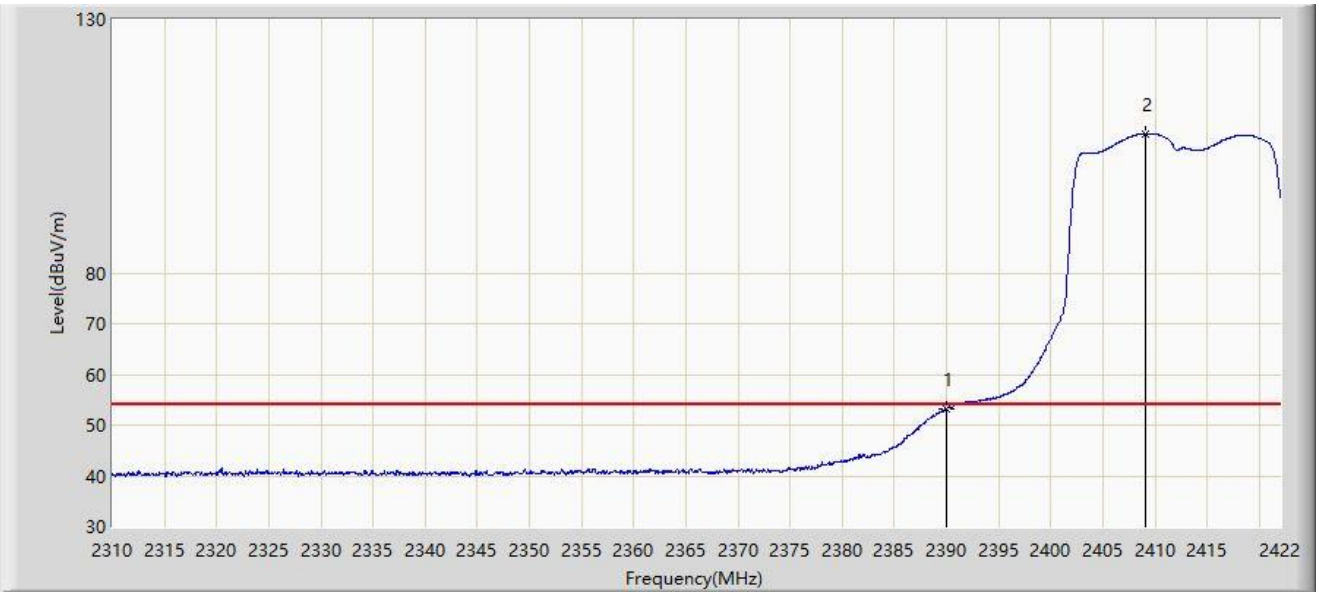

No	Mark	Frequency (MHz)	Measure Level (dBμV/m)	Reading Level (dBμV)	Margin (dB)	Limit (dBμV/m)	Factor (dB/m)	Type
1	*	2390.000	53.168	20.020	-0.832	54.000	33.148	AV
2		2409.120	107.507	74.297	N/A	N/A	33.211	AV

Note 1: " * ", means this data is the worst emission level.

Note 2: Measure Level (dBμV/m) = Reading Level (dBμV) + Factor (dB/m).

Note 3: Factor (dB/m) = Cable Loss (dB) + Antenna Factor (dB/m).

Site: SIP-AC2	Test Date: 2023-10-16
Limit: FCC_2.4G_RE(3m)	Engineer: Mero Zhou
Probe: HF907_102861_1-18GHz	Polarity: Vertical
EUT: Dragonfly Industrial Wireless Access Point	Power: By PoE
Test Mode: Transmit by 802.11ax-HE20 at 2412MHz	

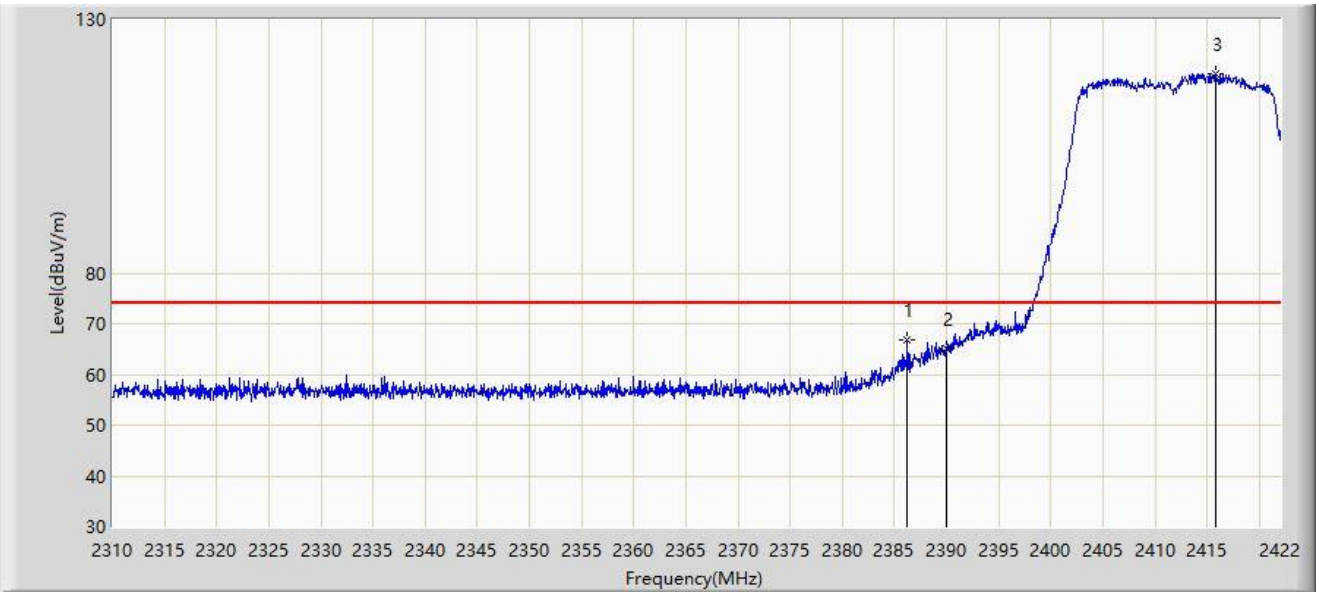

No	Mark	Frequency (MHz)	Measure Level (dBμV/m)	Reading Level (dBμV)	Margin (dB)	Limit (dBμV/m)	Factor (dB/m)	Type
1	*	2386.272	66.853	33.707	-7.147	74.000	33.146	PK
2		2390.000	64.939	31.791	-9.061	74.000	33.148	PK
3		2415.840	119.367	86.121	N/A	N/A	33.245	PK

Note 1: " * ", means this data is the worst emission level.

Note 2: Measure Level (dBμV/m) = Reading Level (dBμV) + Factor (dB/m).

Note 3: Factor (dB/m) = Cable Loss (dB) + Antenna Factor (dB/m).

Site: SIP-AC2	Test Date: 2023-10-16
Limit: FCC_2.4G_RE(3m)	Engineer: Mero Zhou
Probe: HF907_102861_1-18GHz	Polarity: Vertical
EUT: Dragonfly Industrial Wireless Access Point	Power: By PoE
Test Mode: Transmit by 802.11ax-HE20 at 2412MHz	

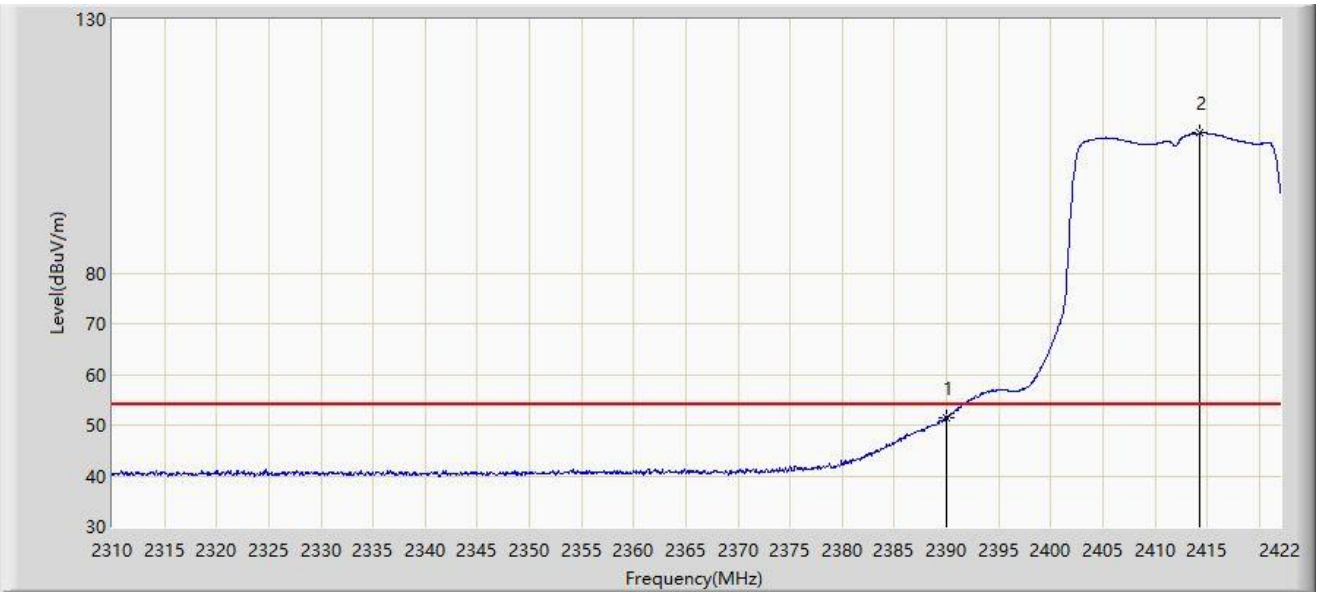

No	Mark	Frequency (MHz)	Measure Level (dBμV/m)	Reading Level (dBμV)	Margin (dB)	Limit (dBμV/m)	Factor (dB/m)	Type
1	*	2390.000	51.541	18.393	-2.459	54.000	33.148	AV
2		2414.272	107.555	74.318	N/A	N/A	33.236	AV

Note 1: " * ", means this data is the worst emission level.

Note 2: Measure Level (dBμV/m) = Reading Level (dBμV) + Factor (dB/m).

Note 3: Factor (dB/m) = Cable Loss (dB) + Antenna Factor (dB/m).

Site: SIP-AC2	Test Date: 2023-10-16
Limit: FCC_2.4G_RE(3m)	Engineer: Mero Zhou
Probe: HF907_102861_1-18GHz	Polarity: Horizontal
EUT: Dragonfly Industrial Wireless Access Point	Power: By PoE
Test Mode: Transmit by 802.11ax-HE20 at 2462MHz	

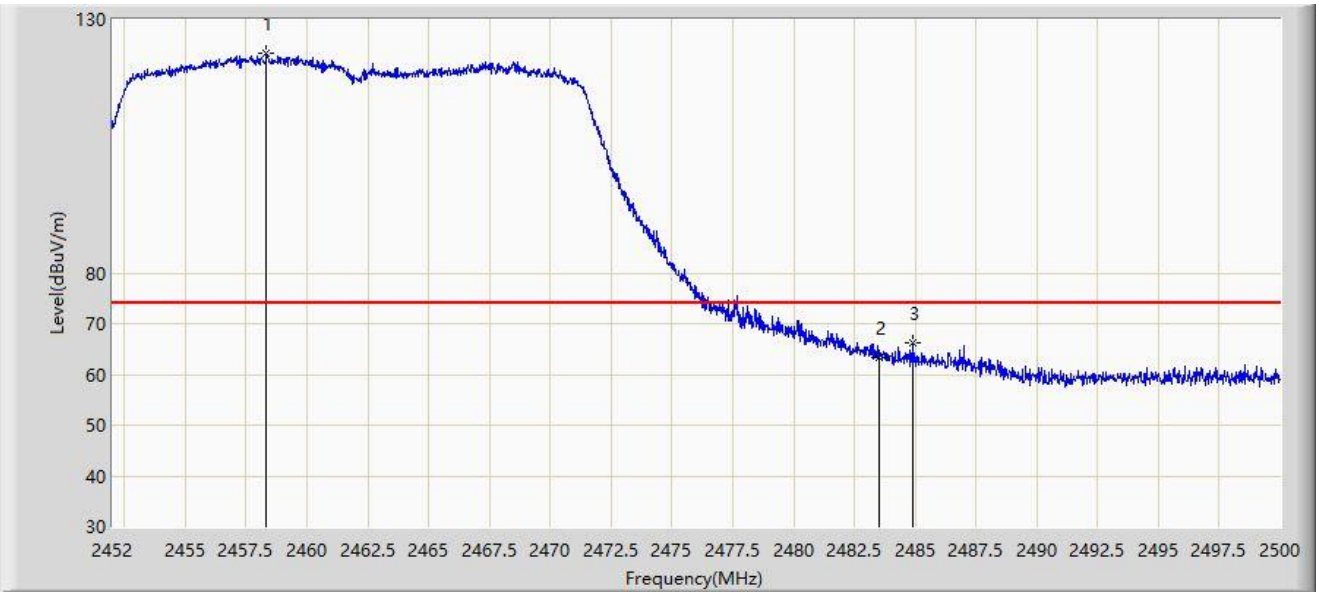

No	Mark	Frequency (MHz)	Measure Level (dBμV/m)	Reading Level (dBμV)	Margin (dB)	Limit (dBμV/m)	Factor (dB/m)	Type
1		2458.312	123.316	89.896	N/A	N/A	33.420	PK
2		2483.500	63.301	29.861	-10.699	74.000	33.440	PK
3	*	2484.880	66.239	32.789	-7.761	74.000	33.449	PK

Note 1: " * ", means this data is the worst emission level.

Note 2: Measure Level (dBμV/m) = Reading Level (dBμV) + Factor (dB/m).

Note 3: Factor (dB/m) = Cable Loss (dB) + Antenna Factor (dB/m).

Site: SIP-AC2	Test Date: 2023-10-16
Limit: FCC_2.4G_RE(3m)	Engineer: Mero Zhou
Probe: HF907_102861_1-18GHz	Polarity: Horizontal
EUT: Dragonfly Industrial Wireless Access Point	Power: By PoE
Test Mode: Transmit by 802.11ax-HE20 at 2462MHz	

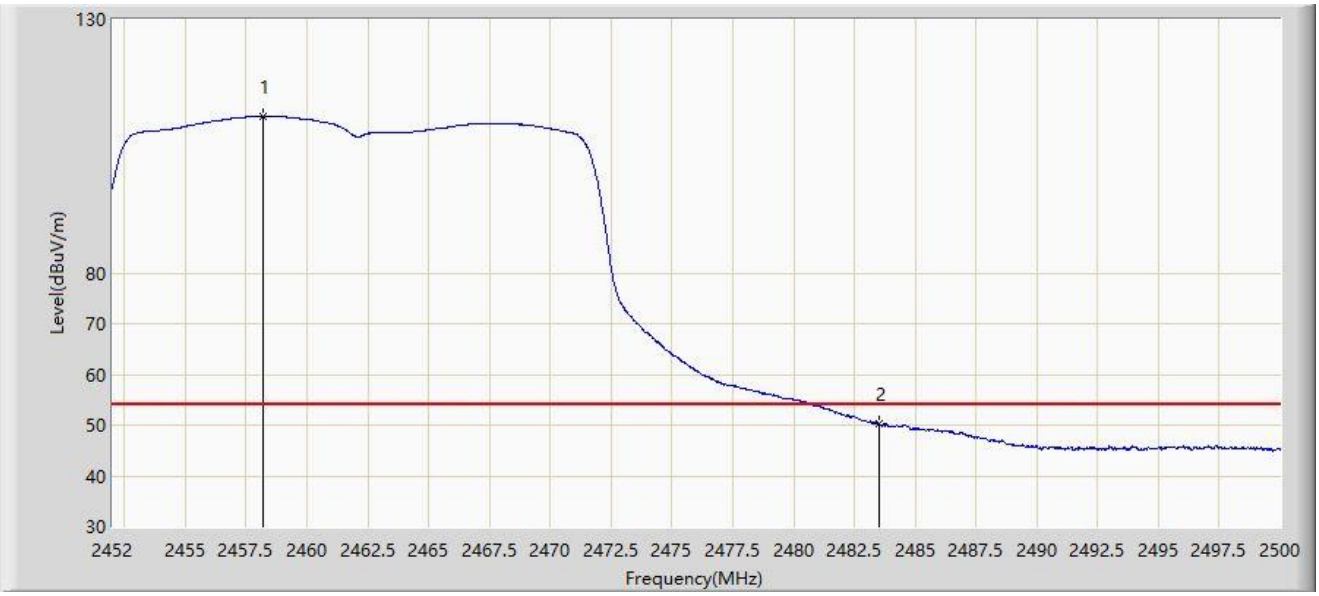

No	Mark	Frequency (MHz)	Measure Level (dBμV/m)	Reading Level (dBμV)	Margin (dB)	Limit (dBμV/m)	Factor (dB/m)	Type
1		2458.192	110.902	77.482	N/A	N/A	33.419	AV
2	*	2483.500	50.270	16.830	-3.730	54.000	33.440	AV

Note 1: " * ", means this data is the worst emission level.

Note 2: Measure Level (dBμV/m) = Reading Level (dBμV) + Factor (dB/m).

Note 3: Factor (dB/m) = Cable Loss (dB) + Antenna Factor (dB/m).

Site: SIP-AC2	Test Date: 2023-10-16
Limit: FCC_2.4G_RE(3m)	Engineer: Mero Zhou
Probe: HF907_102861_1-18GHz	Polarity: Vertical
EUT: Dragonfly Industrial Wireless Access Point	Power: By PoE
Test Mode: Transmit by 802.11ax-HE20 at 2462MHz	

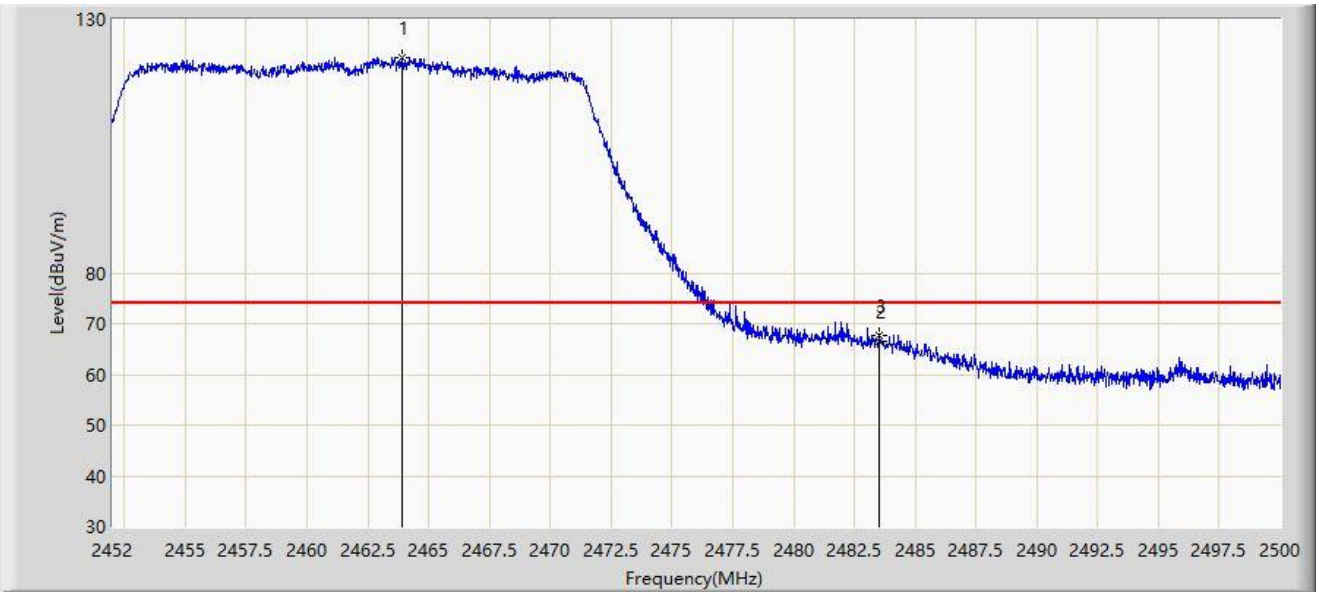

No	Mark	Frequency (MHz)	Measure Level (dBμV/m)	Reading Level (dBμV)	Margin (dB)	Limit (dBμV/m)	Factor (dB/m)	Type
1		2463.880	122.394	88.966	N/A	N/A	33.428	PK
2		2483.500	66.432	32.992	-7.568	74.000	33.440	PK
3	*	2483.536	67.815	34.375	-6.185	74.000	33.441	PK

Note 1: " * ", means this data is the worst emission level.

Note 2: Measure Level (dBμV/m) = Reading Level (dBμV) + Factor (dB/m).

Note 3: Factor (dB/m) = Cable Loss (dB) + Antenna Factor (dB/m).

Site: SIP-AC2	Test Date: 2023-10-16
Limit: FCC_2.4G_RE(3m)	Engineer: Mero Zhou
Probe: HF907_102861_1-18GHz	Polarity: Vertical
EUT: Dragonfly Industrial Wireless Access Point	Power: By PoE
Test Mode: Transmit by 802.11ax-HE20 at 2462MHz	

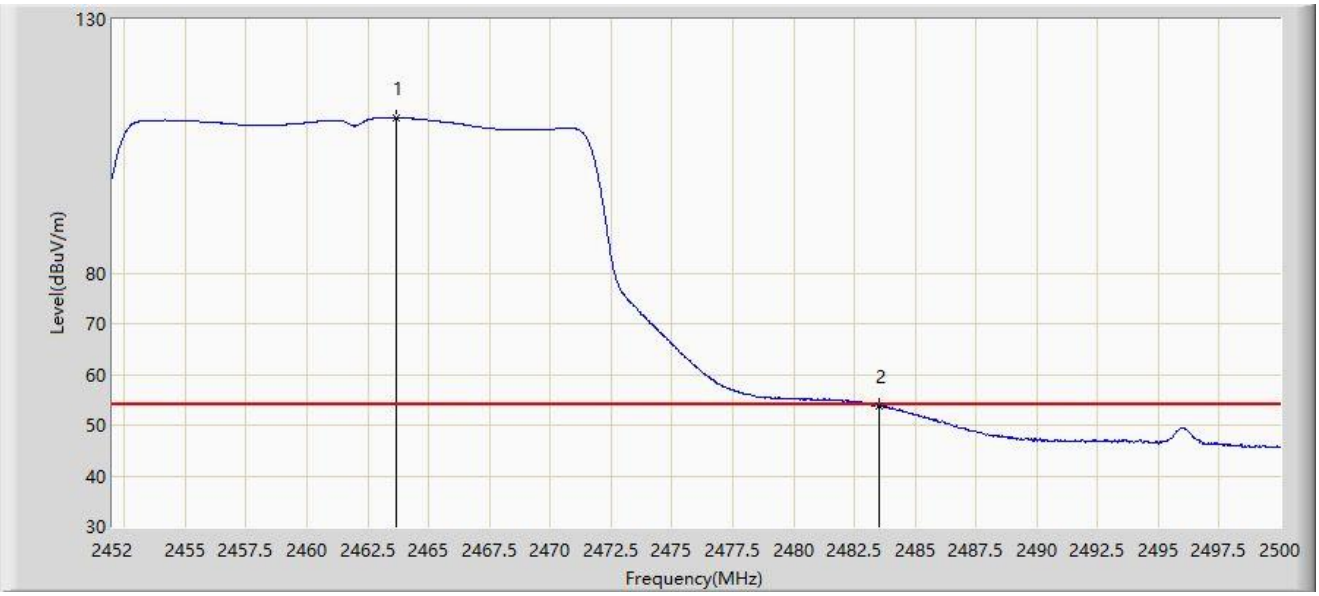

No	Mark	Frequency (MHz)	Measure Level (dBμV/m)	Reading Level (dBμV)	Margin (dB)	Limit (dBμV/m)	Factor (dB/m)	Type
1		2463.688	110.646	77.218	N/A	N/A	33.428	AV
2	*	2483.500	53.782	20.342	-0.218	54.000	33.440	AV

Note 1: " * ", means this data is the worst emission level.

Note 2: Measure Level (dBμV/m) = Reading Level (dBμV) + Factor (dB/m).

Note 3: Factor (dB/m) = Cable Loss (dB) + Antenna Factor (dB/m).

Site: SIP-AC2	Test Date: 2023-10-16
Limit: FCC_2.4G_RE(3m)	Engineer: Mero Zhou
Probe: HF907_102861_1-18GHz	Polarity: Horizontal
EUT: Dragonfly Industrial Wireless Access Point	Power: By PoE
Test Mode: Transmit by 802.11ax-HE40 at 2422MHz	

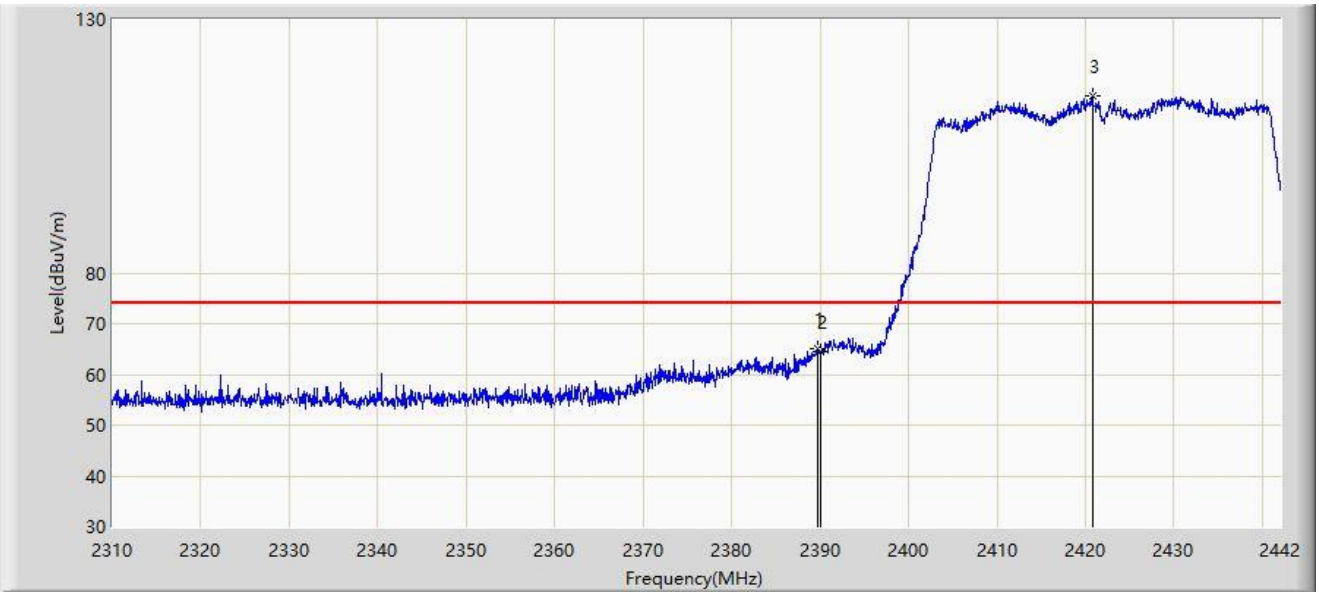

No	Mark	Frequency (MHz)	Measure Level (dBμV/m)	Reading Level (dBμV)	Margin (dB)	Limit (dBμV/m)	Factor (dB/m)	Type
1	*	2389.794	65.217	32.069	-8.783	74.000	33.148	PK
2		2390.000	64.467	31.319	-9.533	74.000	33.148	PK
3		2420.814	114.858	81.584	N/A	N/A	33.274	PK

Note 1: " * ", means this data is the worst emission level.

Note 2: Measure Level (dBμV/m) = Reading Level (dBμV) + Factor (dB/m).

Note 3: Factor (dB/m) = Cable Loss (dB) + Antenna Factor (dB/m).

Site: SIP-AC2	Test Date: 2023-10-16
Limit: FCC_2.4G_RE(3m)	Engineer: Mero Zhou
Probe: HF907_102861_1-18GHz	Polarity: Horizontal
EUT: Dragonfly Industrial Wireless Access Point	Power: By PoE
Test Mode: Transmit by 802.11ax-HE40 at 2422MHz	

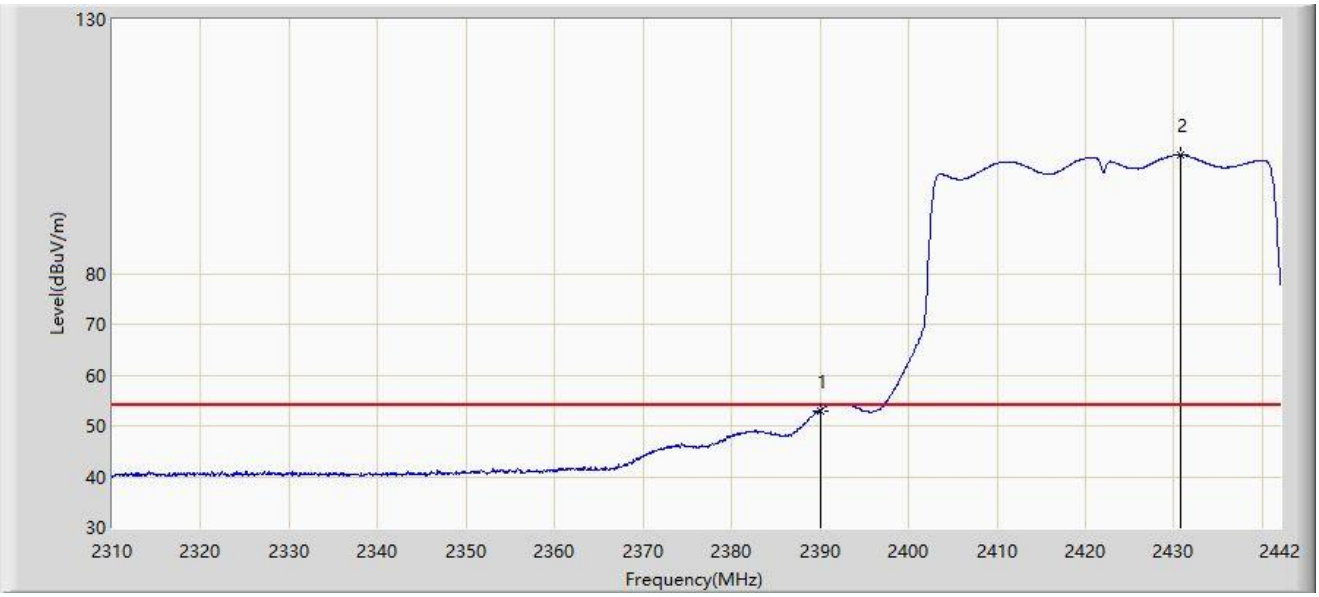

No	Mark	Frequency (MHz)	Measure Level (dBμV/m)	Reading Level (dBμV)	Margin (dB)	Limit (dBμV/m)	Factor (dB/m)	Type
1	*	2390.000	53.032	19.884	-0.968	54.000	33.148	AV
2		2430.780	103.352	70.026	N/A	N/A	33.327	AV

Note 1: " * ", means this data is the worst emission level.

Note 2: Measure Level (dBμV/m) = Reading Level (dBμV) + Factor (dB/m).

Note 3: Factor (dB/m) = Cable Loss (dB) + Antenna Factor (dB/m).

Site: SIP-AC2	Test Date: 2023-10-16
Limit: FCC_2.4G_RE(3m)	Engineer: Mero Zhou
Probe: HF907_102861_1-18GHz	Polarity: Vertical
EUT: Dragonfly Industrial Wireless Access Point	Power: By PoE
Test Mode: Transmit by 802.11ax-HE40 at 2422MHz	

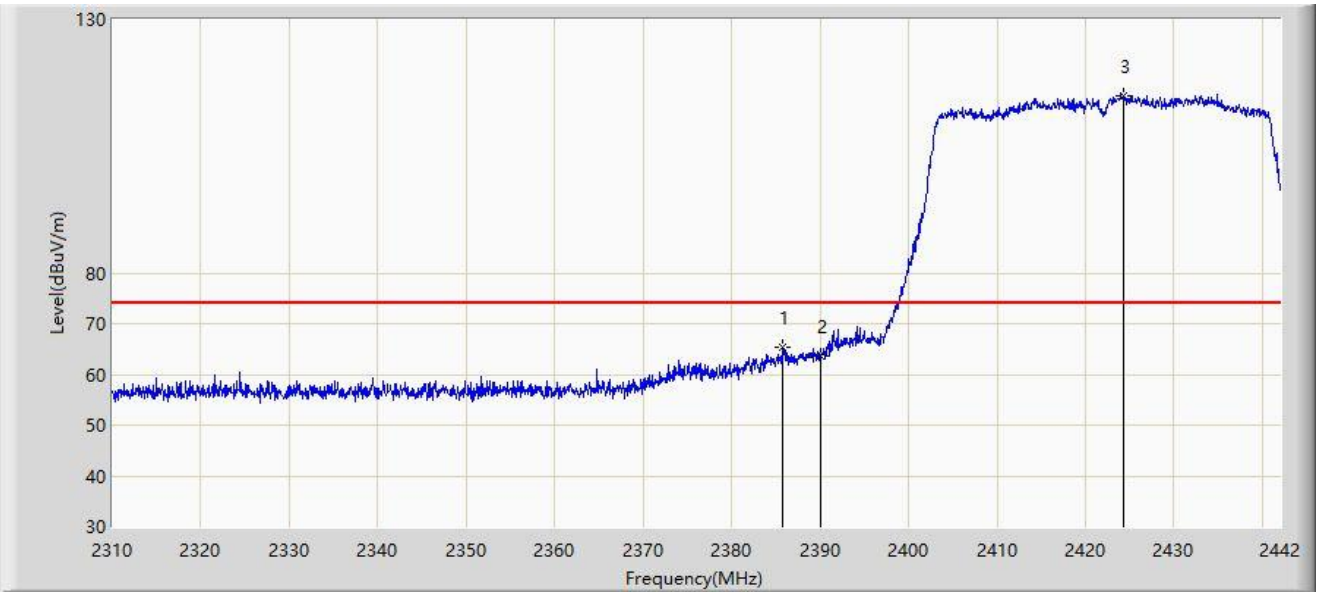

No	Mark	Frequency (MHz)	Measure Level (dBμV/m)	Reading Level (dBμV)	Margin (dB)	Limit (dBμV/m)	Factor (dB/m)	Type
1	*	2385.702	65.367	32.221	-8.633	74.000	33.146	PK
2		2390.000	63.729	30.581	-10.271	74.000	33.148	PK
3		2424.312	114.950	81.656	N/A	N/A	33.294	PK

Note 1: " * ", means this data is the worst emission level.

Note 2: Measure Level (dBμV/m) = Reading Level (dBμV) + Factor (dB/m).

Note 3: Factor (dB/m) = Cable Loss (dB) + Antenna Factor (dB/m).

Site: SIP-AC2	Test Date: 2023-10-16
Limit: FCC_2.4G_RE(3m)	Engineer: Mero Zhou
Probe: HF907_102861_1-18GHz	Polarity: Vertical
EUT: Dragonfly Industrial Wireless Access Point	Power: By PoE
Test Mode: Transmit by 802.11ax-HE40 at 2422MHz	

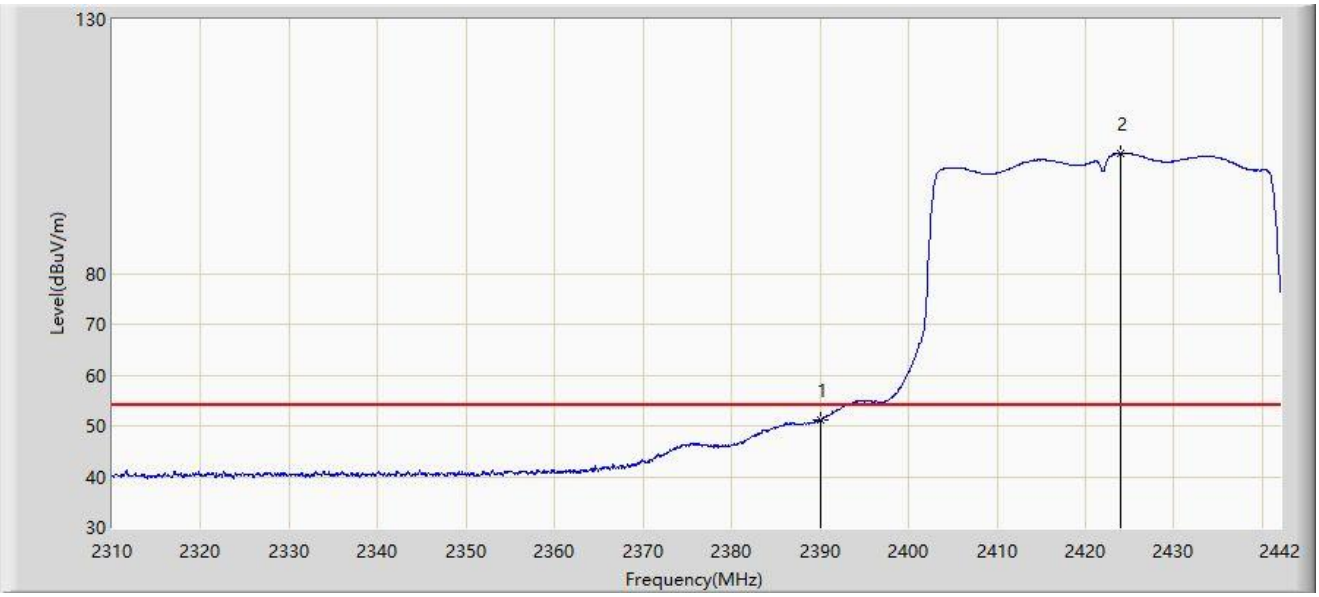

No	Mark	Frequency (MHz)	Measure Level (dBμV/m)	Reading Level (dBμV)	Margin (dB)	Limit (dBμV/m)	Factor (dB/m)	Type
1	*	2390.000	51.274	18.126	-2.726	54.000	33.148	AV
2		2424.048	103.622	70.330	N/A	N/A	33.292	AV

Note 1: " * ", means this data is the worst emission level.

Note 2: Measure Level (dBμV/m) = Reading Level (dBμV) + Factor (dB/m).

Note 3: Factor (dB/m) = Cable Loss (dB) + Antenna Factor (dB/m).

Site: SIP-AC2	Test Date: 2023-10-16
Limit: FCC_2.4G_RE(3m)	Engineer: Mero Zhou
Probe: HF907_102861_1-18GHz	Polarity: Horizontal
EUT: Dragonfly Industrial Wireless Access Point	Power: By PoE
Test Mode: Transmit by 802.11ax-HE40 at 2452MHz	

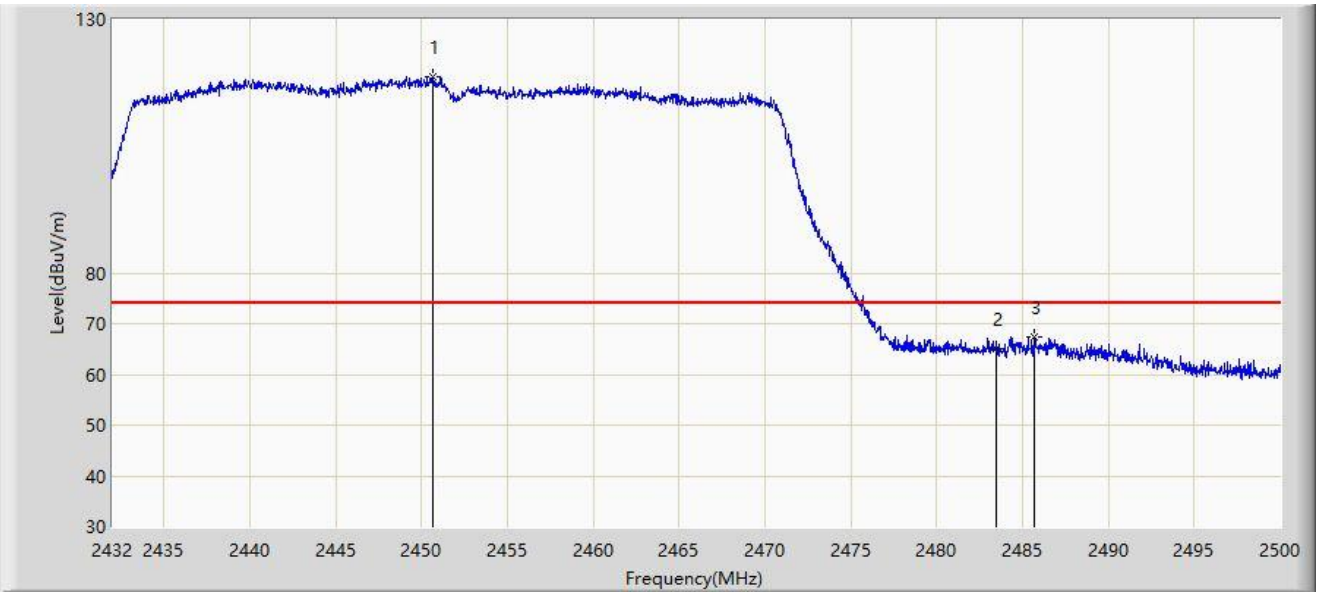

No	Mark	Frequency (MHz)	Measure Level (dBμV/m)	Reading Level (dBμV)	Margin (dB)	Limit (dBμV/m)	Factor (dB/m)	Type
1		2450.666	118.671	85.271	N/A	N/A	33.400	PK
2		2483.500	64.989	31.549	-9.011	74.000	33.440	PK
3	*	2485.720	67.513	34.057	-6.487	74.000	33.456	PK

Note 1: " * ", means this data is the worst emission level.

Note 2: Measure Level (dBμV/m) = Reading Level (dBμV) + Factor (dB/m).

Note 3: Factor (dB/m) = Cable Loss (dB) + Antenna Factor (dB/m).

Site: SIP-AC2	Test Date: 2023-10-16
Limit: FCC_2.4G_RE(3m)	Engineer: Mero Zhou
Probe: HF907_102861_1-18GHz	Polarity: Horizontal
EUT: Dragonfly Industrial Wireless Access Point	Power: By PoE
Test Mode: Transmit by 802.11ax-HE40 at 2452MHz	

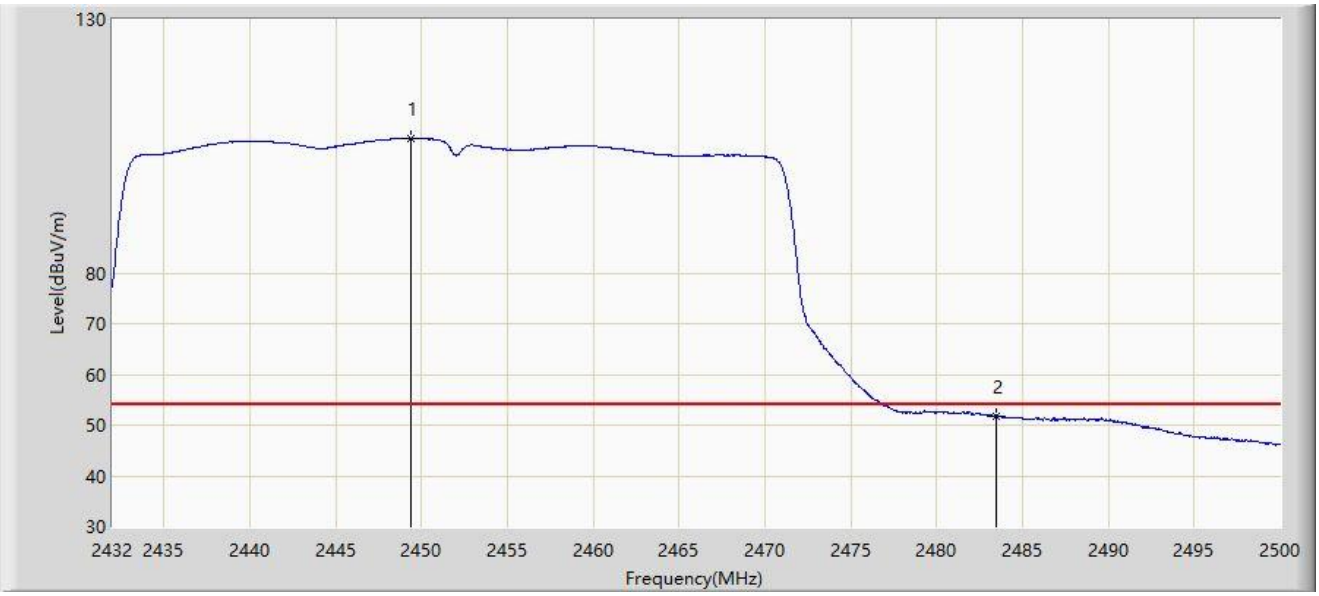

No	Mark	Frequency (MHz)	Measure Level (dBμV/m)	Reading Level (dBμV)	Margin (dB)	Limit (dBμV/m)	Factor (dB/m)	Type
1		2449.408	106.561	73.164	N/A	N/A	33.397	AV
2	*	2483.500	51.839	18.399	-2.161	54.000	33.440	AV

Note 1: " * ", means this data is the worst emission level.

Note 2: Measure Level (dBμV/m) = Reading Level (dBμV) + Factor (dB/m).

Note 3: Factor (dB/m) = Cable Loss (dB) + Antenna Factor (dB/m).

Site: SIP-AC2	Test Date: 2023-10-16
Limit: FCC_2.4G_RE(3m)	Engineer: Mero Zhou
Probe: HF907_102861_1-18GHz	Polarity: Vertical
EUT: Dragonfly Industrial Wireless Access Point	Power: By PoE
Test Mode: Transmit by 802.11ax-HE40 at 2452MHz	

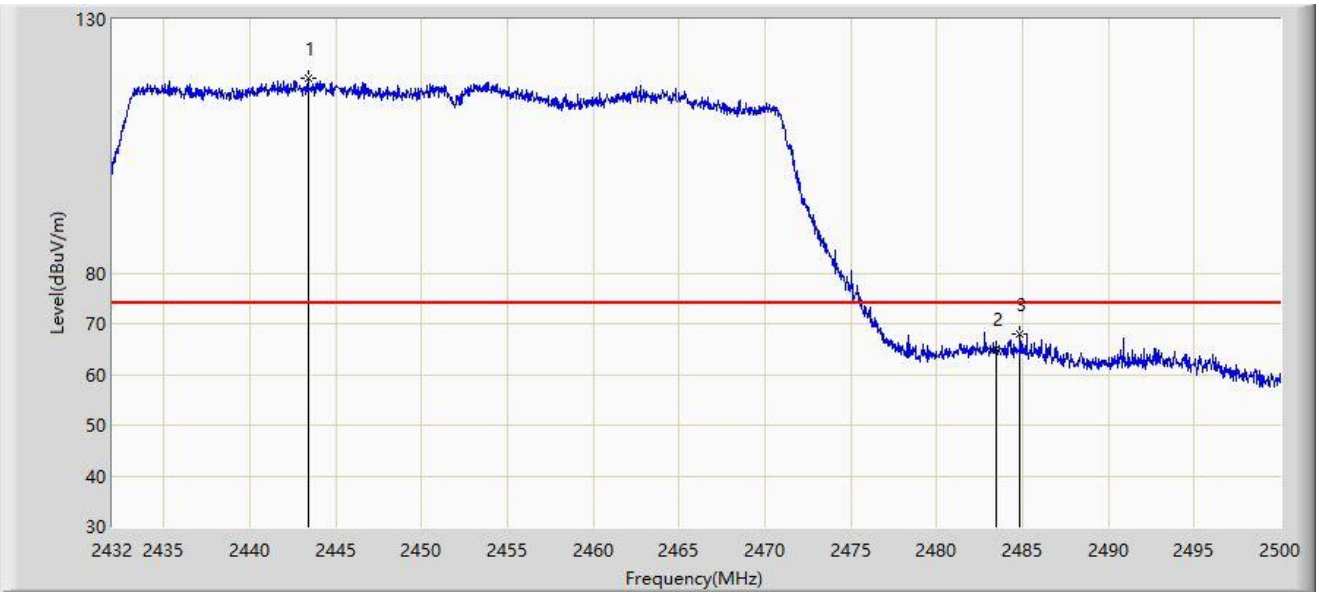

No	Mark	Frequency (MHz)	Measure Level (dBμV/m)	Reading Level (dBμV)	Margin (dB)	Limit (dBμV/m)	Factor (dB/m)	Type
1		2443.424	118.405	85.026	N/A	N/A	33.379	PK
2		2483.500	65.039	31.599	-8.961	74.000	33.440	PK
3	*	2484.870	67.978	34.528	-6.022	74.000	33.449	PK

Note 1: " * ", means this data is the worst emission level.

Note 2: Measure Level (dBμV/m) = Reading Level (dBμV) + Factor (dB/m).

Note 3: Factor (dB/m) = Cable Loss (dB) + Antenna Factor (dB/m).