Site: SIP-AC2	Test Date: 2023-10-16
Limit: FCC_2.4G_RE(3m)	Engineer: Mero Zhou
Probe: HF907_102861_1-18GHz	Polarity: Vertical
EUT: Dragonfly Industrial Wireless Access Point	Power: By PoE
Test Mode: Transmit by 802.11ax-HE40 at 2452MHz	

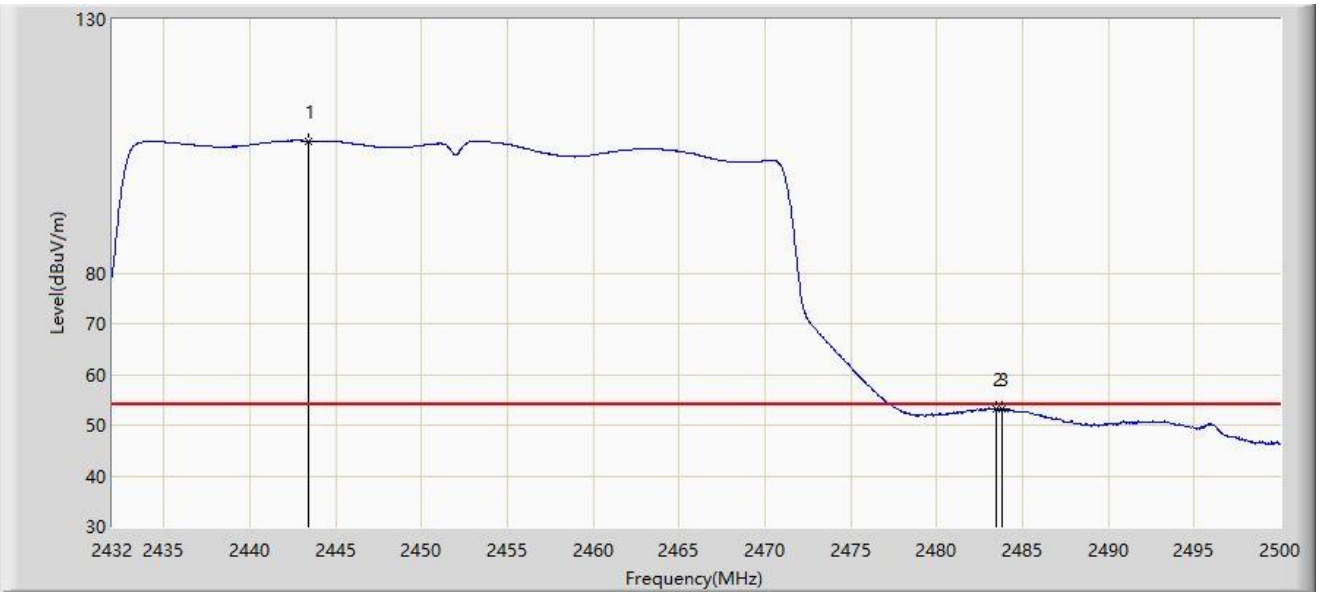

No	Mark	Frequency (MHz)	Measure Level (dBμV/m)	Reading Level (dBμV)	Margin (dB)	Limit (dBμV/m)	Factor (dB/m)	Type
1		2443.458	106.002	72.623	N/A	N/A	33.379	AV
2		2483.500	53.058	19.618	-0.942	54.000	33.440	AV
3	*	2483.816	53.238	19.796	-0.762	54.000	33.443	AV

Note 1: " * ", means this data is the worst emission level.

Note 2: Measure Level (dBμV/m) = Reading Level (dBμV) + Factor (dB/m).

Note 3: Factor (dB/m) = Cable Loss (dB) + Antenna Factor (dB/m).

Antenna - TQJ-2458D9:

Site: SIP-AC2	Test Date: 2023-10-09
Limit: FCC_2.4G_RE(3m)	Engineer: Justin Guo
Probe: HF907_102862_1-18GHz	Polarity: Horizontal
EUT: Dragonfly Industrial Wireless Access Point	Power: By PoE
Test Mode: Transmit by 802.11b at 2412MHz	

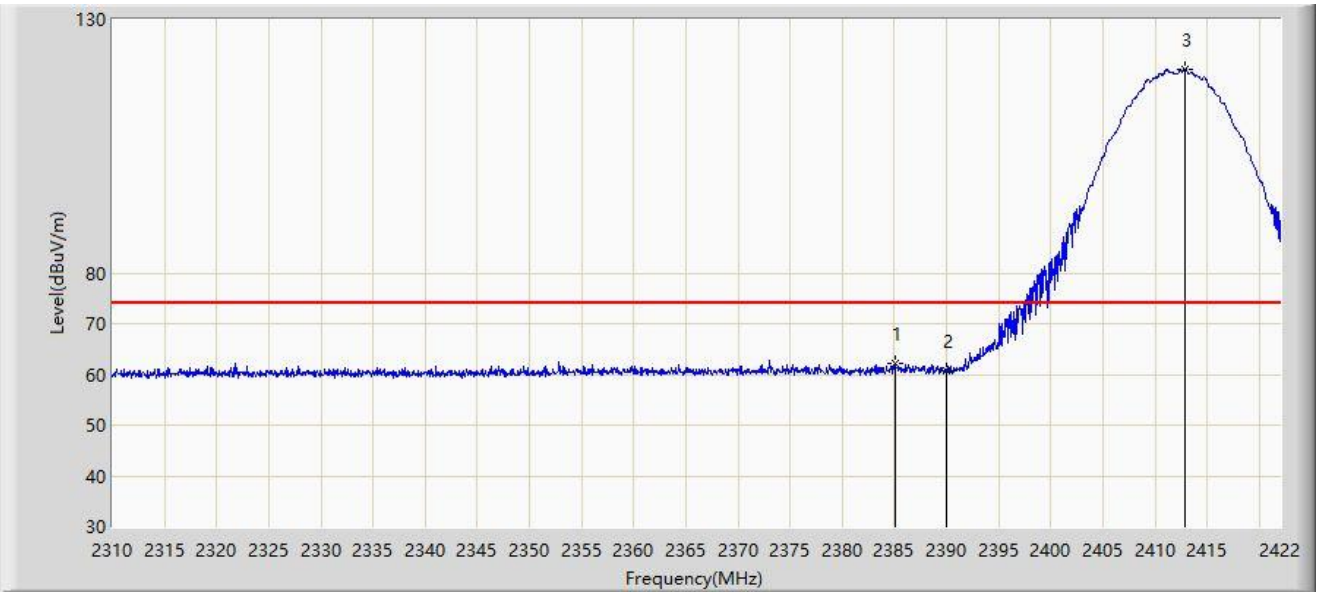

No	Mark	Frequency (MHz)	Measure Level (dBμV/m)	Reading Level (dBμV)	Margin (dB)	Limit (dBμV/m)	Factor (dB/m)	Type
1	*	2385.040	62.283	28.854	-11.717	74.000	33.429	PK
2		2390.000	60.649	27.222	-13.351	74.000	33.427	PK
3		2412.872	120.226	86.726	N/A	N/A	33.500	PK

Note 1: " * ", means this data is the worst emission level.

Note 2: Measure Level (dBμV/m) = Reading Level (dBμV) + Factor (dB/m).

Note 3: Factor (dB/m) = Cable Loss (dB) + Antenna Factor (dB/m).

Site: SIP-AC2	Test Date: 2023-10-09
Limit: FCC_2.4G_RE(3m)	Engineer: Justin Guo
Probe: HF907_102862_1-18GHz	Polarity: Horizontal
EUT: Dragonfly Industrial Wireless Access Point	Power: By PoE
Test Mode: Transmit by 802.11b at 2412MHz	

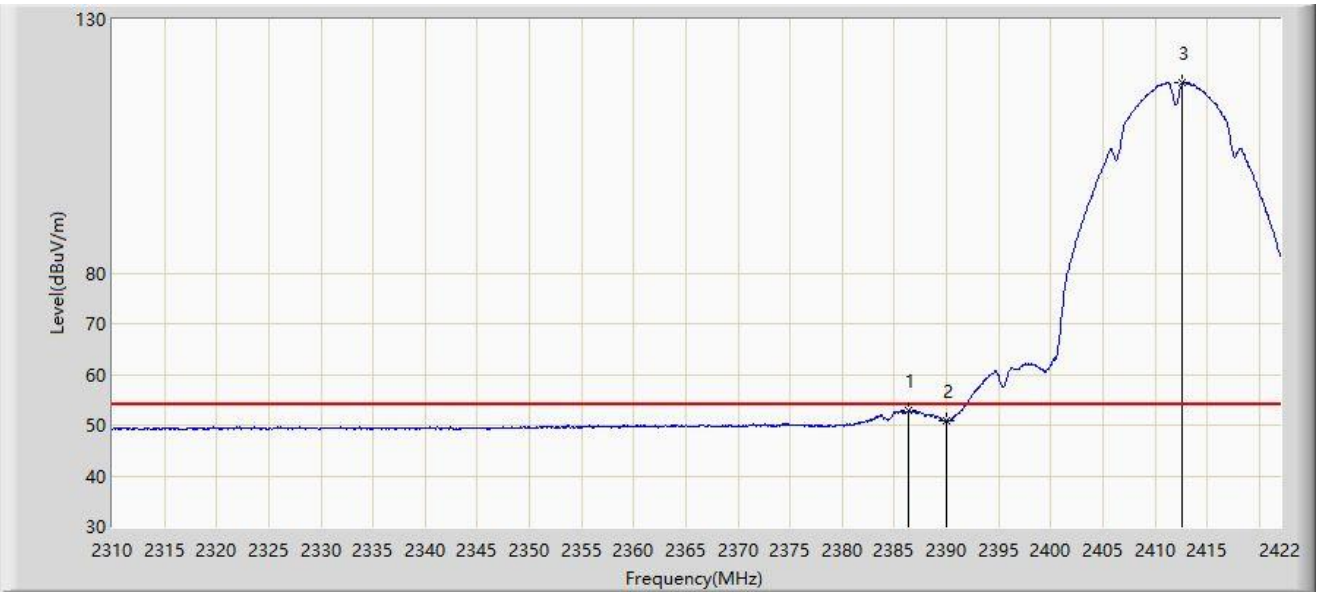

No	Mark	Frequency (MHz)	Measure Level (dBμV/m)	Reading Level (dBμV)	Margin (dB)	Limit (dBμV/m)	Factor (dB/m)	Type
1	*	2386.384	52.939	19.510	-1.061	54.000	33.429	AV
2		2390.000	50.950	17.523	-3.050	54.000	33.427	AV
3		2412.648	117.486	83.987	N/A	N/A	33.499	AV

Note 1: " * ", means this data is the worst emission level.

Note 2: Measure Level (dBμV/m) = Reading Level (dBμV) + Factor (dB/m).

Note 3: Factor (dB/m) = Cable Loss (dB) + Antenna Factor (dB/m).

Site: SIP-AC2	Test Date: 2023-10-09
Limit: FCC_2.4G_RE(3m)	Engineer: Justin Guo
Probe: HF907_102862_1-18GHz	Polarity: Vertical
EUT: Dragonfly Industrial Wireless Access Point	Power: By PoE
Test Mode: Transmit by 802.11b at 2412MHz	

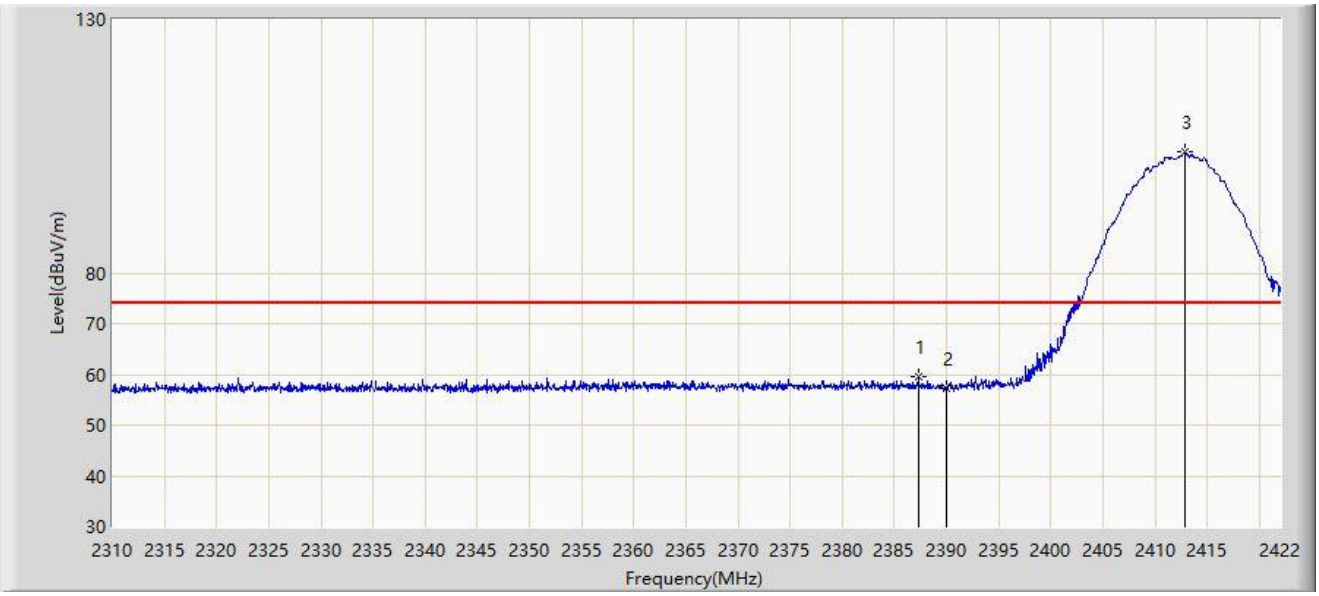

No	Mark	Frequency (MHz)	Measure Level (dBμV/m)	Reading Level (dBμV)	Margin (dB)	Limit (dBμV/m)	Factor (dB/m)	Type
1	*	2387.336	59.624	26.196	-14.376	74.000	33.428	PK
2		2390.000	57.350	23.923	-16.650	74.000	33.427	PK
3		2412.872	103.781	70.281	N/A	N/A	33.500	PK

Note 1: " * ", means this data is the worst emission level.

Note 2: Measure Level (dBμV/m) = Reading Level (dBμV) + Factor (dB/m).

Note 3: Factor (dB/m) = Cable Loss (dB) + Antenna Factor (dB/m).

Site: SIP-AC2	Test Date: 2023-10-09
Limit: FCC_2.4G_RE(3m)	Engineer: Justin Guo
Probe: HF907_102862_1-18GHz	Polarity: Vertical
EUT: Dragonfly Industrial Wireless Access Point	Power: By PoE
Test Mode: Transmit by 802.11b at 2412MHz	

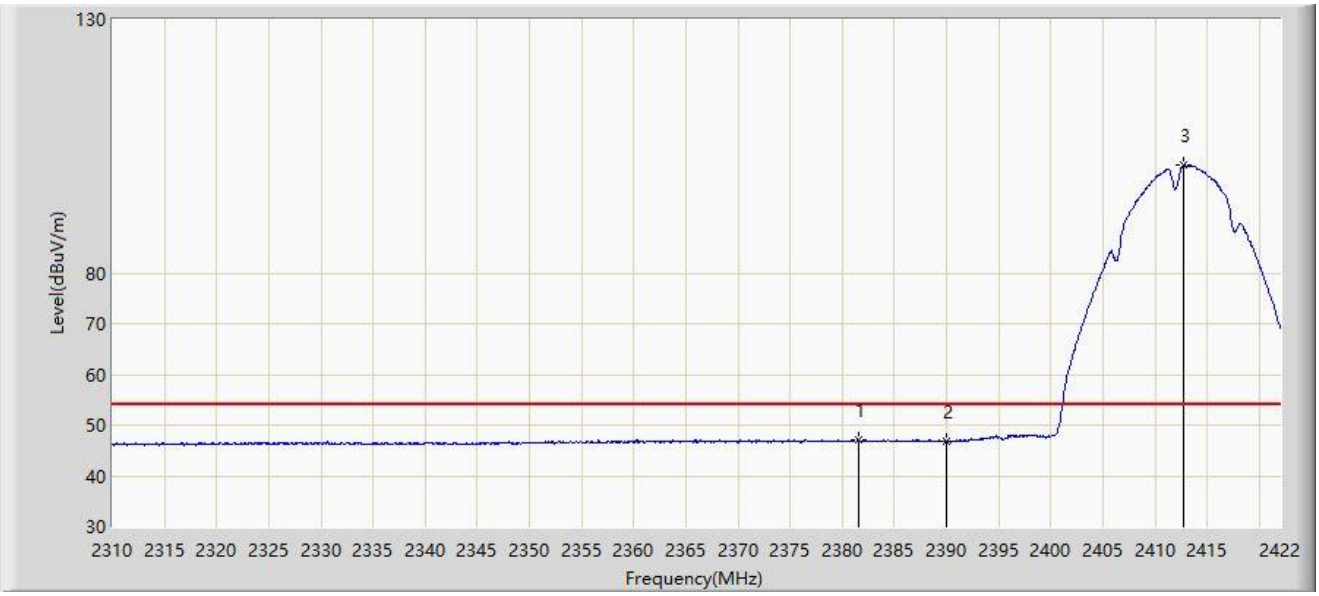

No	Mark	Frequency (MHz)	Measure Level (dBμV/m)	Reading Level (dBμV)	Margin (dB)	Limit (dBμV/m)	Factor (dB/m)	Type
1	*	2381.512	47.117	13.687	-6.883	54.000	33.431	AV
2		2390.000	46.844	13.417	-7.156	54.000	33.427	AV
3		2412.704	101.164	67.665	N/A	N/A	33.499	AV

Note 1: " * ", means this data is the worst emission level.

Note 2: Measure Level (dBμV/m) = Reading Level (dBμV) + Factor (dB/m).

Note 3: Factor (dB/m) = Cable Loss (dB) + Antenna Factor (dB/m).

Site: SIP-AC2	Test Date: 2023-10-09
Limit: FCC_2.4G_RE(3m)	Engineer: Justin Guo
Probe: HF907_102862_1-18GHz	Polarity: Horizontal
EUT: Dragonfly Industrial Wireless Access Point	Power: By PoE
Test Mode: Transmit by 802.11b at 2462MHz	

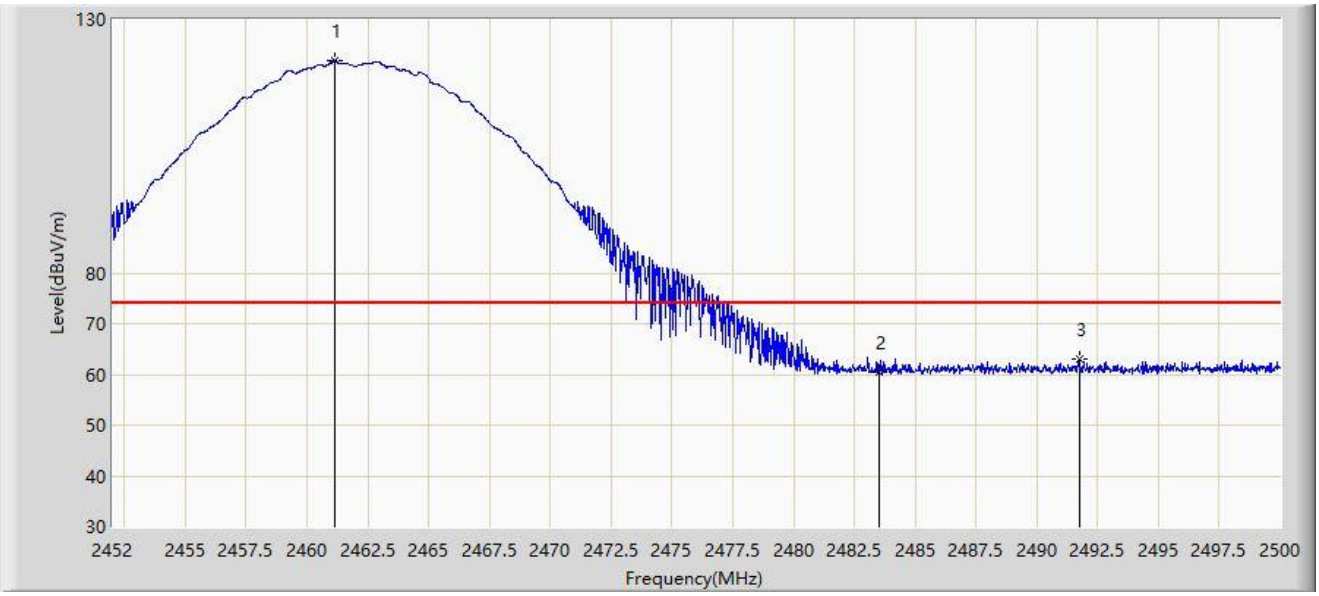

No	Mark	Frequency (MHz)	Measure Level (dBμV/m)	Reading Level (dBμV)	Margin (dB)	Limit (dBμV/m)	Factor (dB/m)	Type
1		2461.168	121.826	88.046	N/A	N/A	33.781	PK
2		2483.500	60.503	26.688	-13.497	74.000	33.815	PK
3	*	2491.744	63.023	29.142	-10.977	74.000	33.880	PK

Note 1: " * ", means this data is the worst emission level.

Note 2: Measure Level (dBμV/m) = Reading Level (dBμV) + Factor (dB/m).

Note 3: Factor (dB/m) = Cable Loss (dB) + Antenna Factor (dB/m).

Site: SIP-AC2	Test Date: 2023-10-09
Limit: FCC_2.4G_RE(3m)	Engineer: Justin Guo
Probe: HF907_102862_1-18GHz	Polarity: Horizontal
EUT: Dragonfly Industrial Wireless Access Point	Power: By PoE
Test Mode: Transmit by 802.11b at 2462MHz	

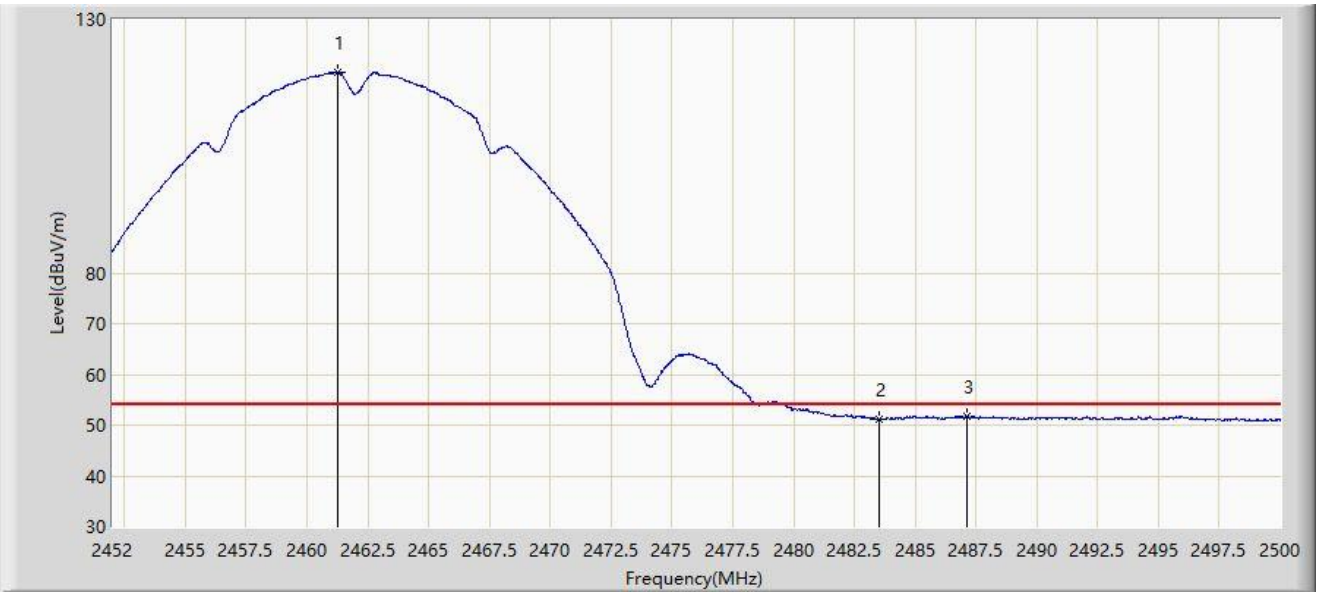

No	Mark	Frequency (MHz)	Measure Level (dBμV/m)	Reading Level (dBμV)	Margin (dB)	Limit (dBμV/m)	Factor (dB/m)	Type
1		2461.240	119.601	85.820	N/A	N/A	33.780	AV
2		2483.500	51.162	17.347	-2.838	54.000	33.815	AV
3	*	2487.112	51.793	17.949	-2.207	54.000	33.844	AV

Note 1: " * ", means this data is the worst emission level.

Note 2: Measure Level (dBμV/m) = Reading Level (dBμV) + Factor (dB/m).

Note 3: Factor (dB/m) = Cable Loss (dB) + Antenna Factor (dB/m).

Site: SIP-AC2	Test Date: 2023-10-09
Limit: FCC_2.4G_RE(3m)	Engineer: Justin Guo
Probe: HF907_102862_1-18GHz	Polarity: Vertical
EUT: Dragonfly Industrial Wireless Access Point	Power: By PoE
Test Mode: Transmit by 802.11b at 2462MHz	

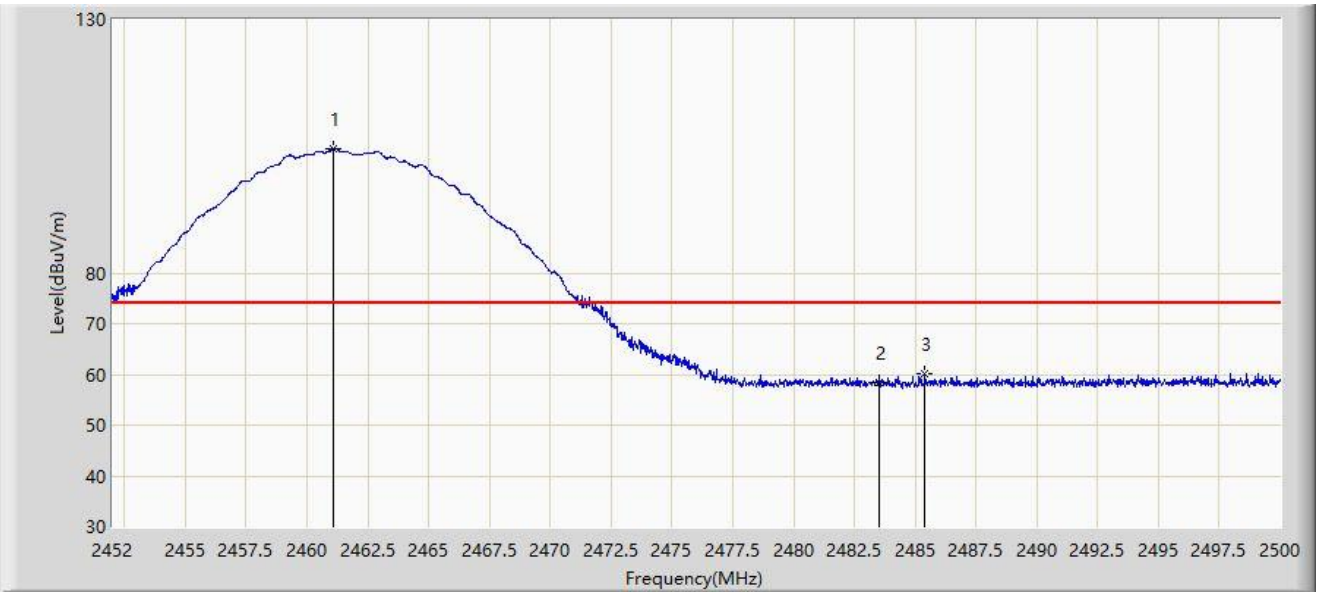

No	Mark	Frequency (MHz)	Measure Level (dBμV/m)	Reading Level (dBμV)	Margin (dB)	Limit (dBμV/m)	Factor (dB/m)	Type
1		2461.072	104.603	70.823	N/A	N/A	33.780	PK
2		2483.500	58.393	24.578	-15.607	74.000	33.815	PK
3	*	2485.384	60.010	26.180	-13.990	74.000	33.830	PK

Note 1: " * ", means this data is the worst emission level.

Note 2: Measure Level (dBμV/m) = Reading Level (dBμV) + Factor (dB/m).

Note 3: Factor (dB/m) = Cable Loss (dB) + Antenna Factor (dB/m).

Site: SIP-AC2	Test Date: 2023-10-09
Limit: FCC_2.4G_RE(3m)	Engineer: Justin Guo
Probe: HF907_102862_1-18GHz	Polarity: Vertical
EUT: Dragonfly Industrial Wireless Access Point	Power: By PoE
Test Mode: Transmit by 802.11b at 2462MHz	

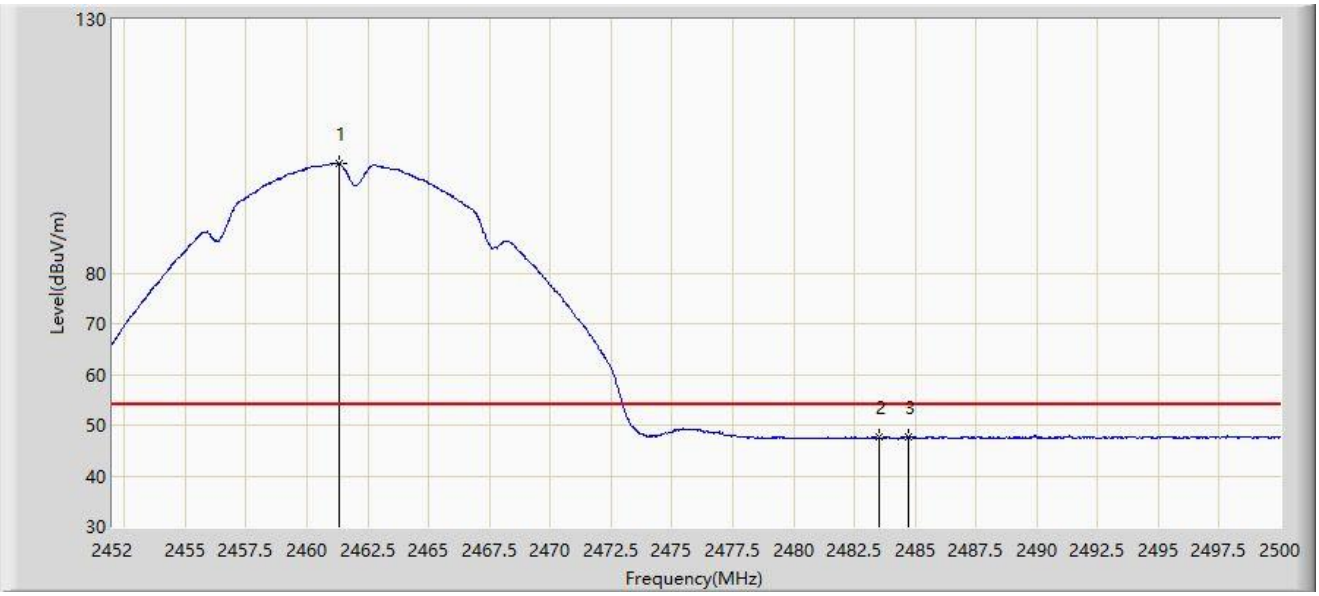

No	Mark	Frequency (MHz)	Measure Level (dBμV/m)	Reading Level (dBμV)	Margin (dB)	Limit (dBμV/m)	Factor (dB/m)	Type
1		2461.312	101.587	67.806	N/A	N/A	33.781	AV
2		2483.500	47.546	13.731	-6.454	54.000	33.815	AV
3	*	2484.736	47.824	13.999	-6.176	54.000	33.825	AV

Note 1: " * ", means this data is the worst emission level.

Note 2: Measure Level (dBμV/m) = Reading Level (dBμV) + Factor (dB/m).

Note 3: Factor (dB/m) = Cable Loss (dB) + Antenna Factor (dB/m).

Site: SIP-AC2	Test Date: 2023-10-09
Limit: FCC_2.4G_RE(3m)	Engineer: Justin Guo
Probe: HF907_102862_1-18GHz	Polarity: Horizontal
EUT: Dragonfly Industrial Wireless Access Point	Power: By PoE
Test Mode: Transmit by 802.11g at 2412MHz	

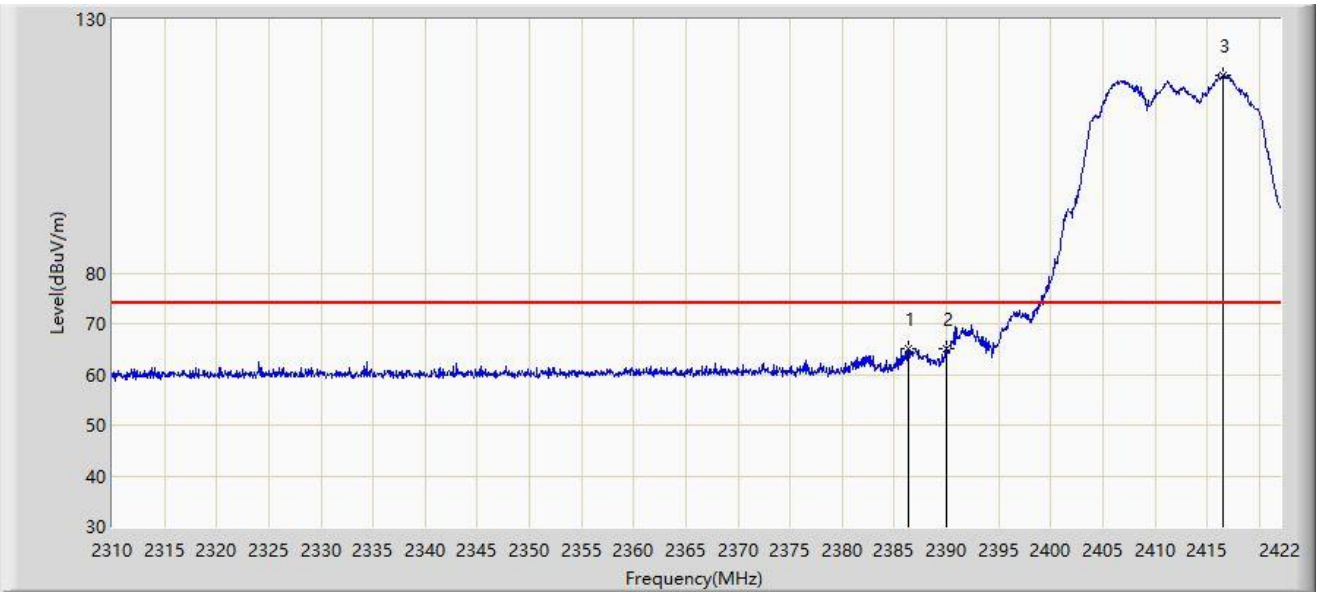

No	Mark	Frequency (MHz)	Measure Level (dBμV/m)	Reading Level (dBμV)	Margin (dB)	Limit (dBμV/m)	Factor (dB/m)	Type
1	*	2386.328	65.099	31.670	-8.901	74.000	33.429	PK
2		2390.000	65.080	31.653	-8.920	74.000	33.427	PK
3		2416.568	119.081	85.556	N/A	N/A	33.525	PK

Note 1: " * ", means this data is the worst emission level.

Note 2: Measure Level (dBμV/m) = Reading Level (dBμV) + Factor (dB/m).

Note 3: Factor (dB/m) = Cable Loss (dB) + Antenna Factor (dB/m).

Site: SIP-AC2	Test Date: 2023-10-09
Limit: FCC_2.4G_RE(3m)	Engineer: Justin Guo
Probe: HF907_102862_1-18GHz	Polarity: Horizontal
EUT: Dragonfly Industrial Wireless Access Point	Power: By PoE
Test Mode: Transmit by 802.11g at 2412MHz	

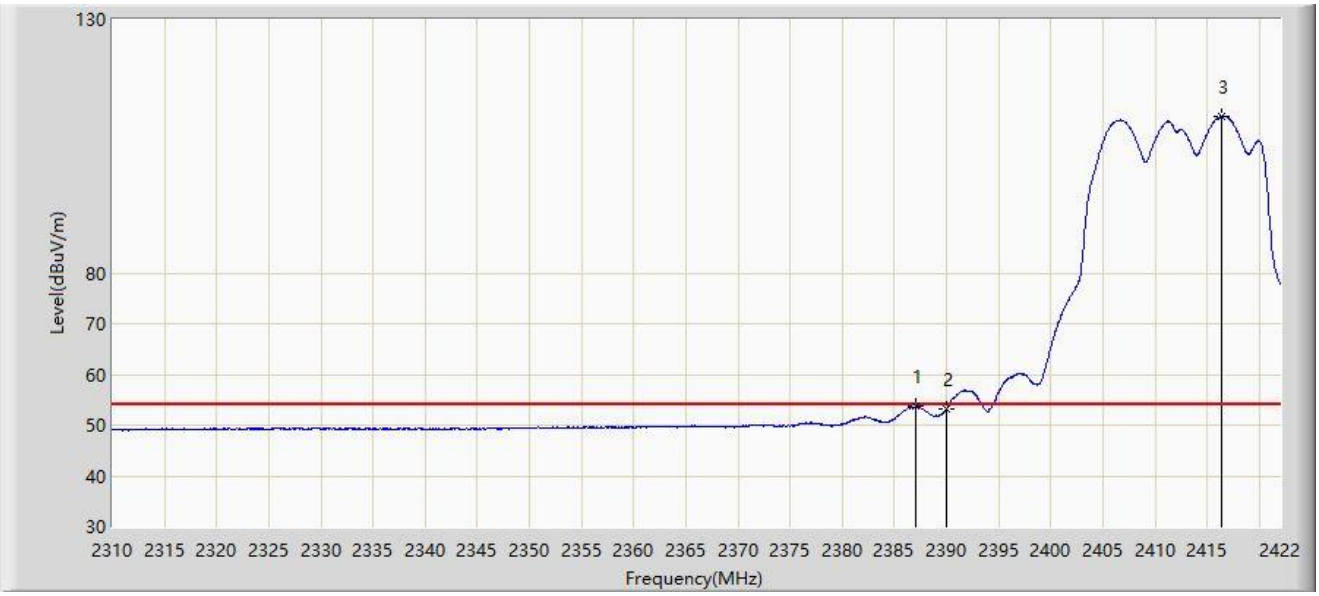

No	Mark	Frequency (MHz)	Measure Level (dBμV/m)	Reading Level (dBμV)	Margin (dB)	Limit (dBμV/m)	Factor (dB/m)	Type
1	*	2387.000	53.746	20.318	-0.254	54.000	33.428	AV
2		2390.000	53.229	19.802	-0.771	54.000	33.427	AV
3		2416.456	110.921	77.397	N/A	N/A	33.524	AV

Note 1: " * ", means this data is the worst emission level.

Note 2: Measure Level (dBμV/m) = Reading Level (dBμV) + Factor (dB/m).

Note 3: Factor (dB/m) = Cable Loss (dB) + Antenna Factor (dB/m).

Site: SIP-AC2	Test Date: 2023-10-09
Limit: FCC_2.4G_RE(3m)	Engineer: Justin Guo
Probe: HF907_102862_1-18GHz	Polarity: Vertical
EUT: Dragonfly Industrial Wireless Access Point	Power: By PoE
Test Mode: Transmit by 802.11g at 2412MHz	

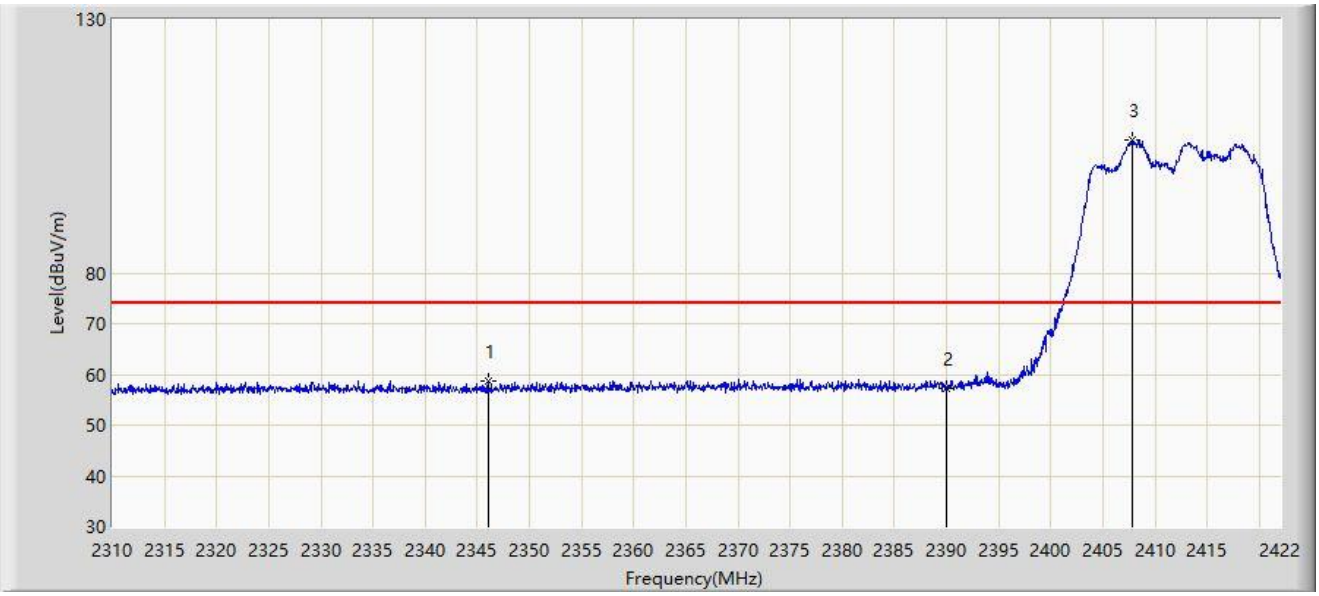

No	Mark	Frequency (MHz)	Measure Level (dBμV/m)	Reading Level (dBμV)	Margin (dB)	Limit (dBμV/m)	Factor (dB/m)	Type
1	*	2346.008	58.756	25.630	-15.244	74.000	33.126	PK
2		2390.000	57.199	23.772	-16.801	74.000	33.427	PK
3		2407.888	106.233	72.756	N/A	N/A	33.477	PK

Note 1: " * ", means this data is the worst emission level.

Note 2: Measure Level (dBμV/m) = Reading Level (dBμV) + Factor (dB/m).

Note 3: Factor (dB/m) = Cable Loss (dB) + Antenna Factor (dB/m).

Site: SIP-AC2	Test Date: 2023-10-09
Limit: FCC_2.4G_RE(3m)	Engineer: Justin Guo
Probe: HF907_102862_1-18GHz	Polarity: Vertical
EUT: Dragonfly Industrial Wireless Access Point	Power: By PoE
Test Mode: Transmit by 802.11g at 2412MHz	

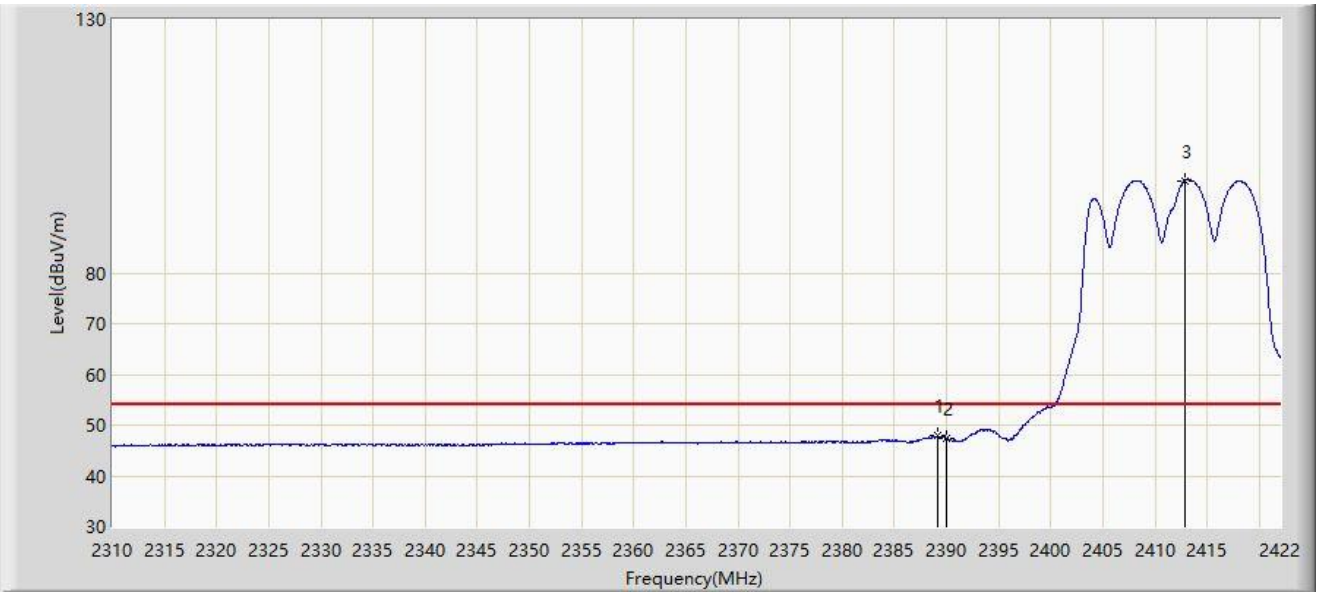

No	Mark	Frequency (MHz)	Measure Level (dBμV/m)	Reading Level (dBμV)	Margin (dB)	Limit (dBμV/m)	Factor (dB/m)	Type
1	*	2389.128	47.865	14.437	-6.135	54.000	33.427	AV
2		2390.000	47.484	14.057	-6.516	54.000	33.427	AV
3		2412.872	98.178	64.678	N/A	N/A	33.500	AV

Note 1: " * ", means this data is the worst emission level.

Note 2: Measure Level (dBμV/m) = Reading Level (dBμV) + Factor (dB/m).

Note 3: Factor (dB/m) = Cable Loss (dB) + Antenna Factor (dB/m).

Site: SIP-AC2	Test Date: 2023-10-09
Limit: FCC_2.4G_RE(3m)	Engineer: Justin Guo
Probe: HF907_102862_1-18GHz	Polarity: Horizontal
EUT: Dragonfly Industrial Wireless Access Point	Power: By PoE
Test Mode: Transmit by 802.11g at 2462MHz	

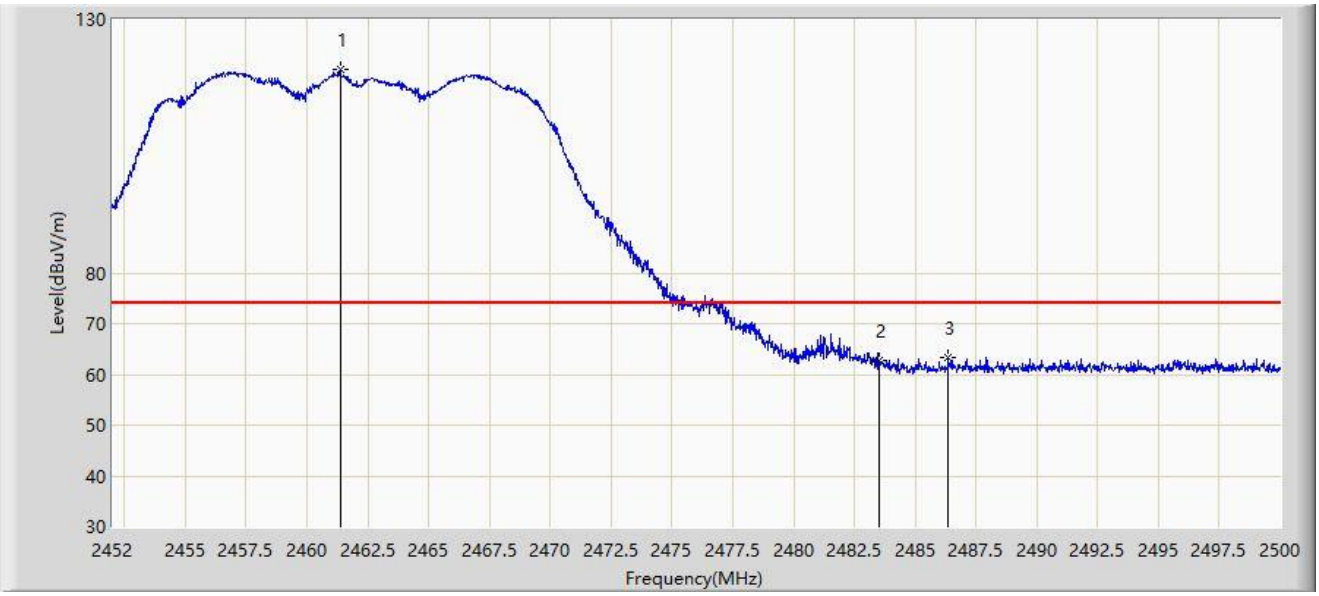

No	Mark	Frequency (MHz)	Measure Level (dBμV/m)	Reading Level (dBμV)	Margin (dB)	Limit (dBμV/m)	Factor (dB/m)	Type
1		2461.360	120.016	86.235	N/A	N/A	33.781	PK
2		2483.500	62.730	28.915	-11.270	74.000	33.815	PK
3	*	2486.368	63.380	29.542	-10.620	74.000	33.838	PK

Note 1: " * ", means this data is the worst emission level.

Note 2: Measure Level (dBμV/m) = Reading Level (dBμV) + Factor (dB/m).

Note 3: Factor (dB/m) = Cable Loss (dB) + Antenna Factor (dB/m).

Site: SIP-AC2	Test Date: 2023-10-09
Limit: FCC_2.4G_RE(3m)	Engineer: Justin Guo
Probe: HF907_102862_1-18GHz	Polarity: Horizontal
EUT: Dragonfly Industrial Wireless Access Point	Power: By PoE
Test Mode: Transmit by 802.11g at 2462MHz	

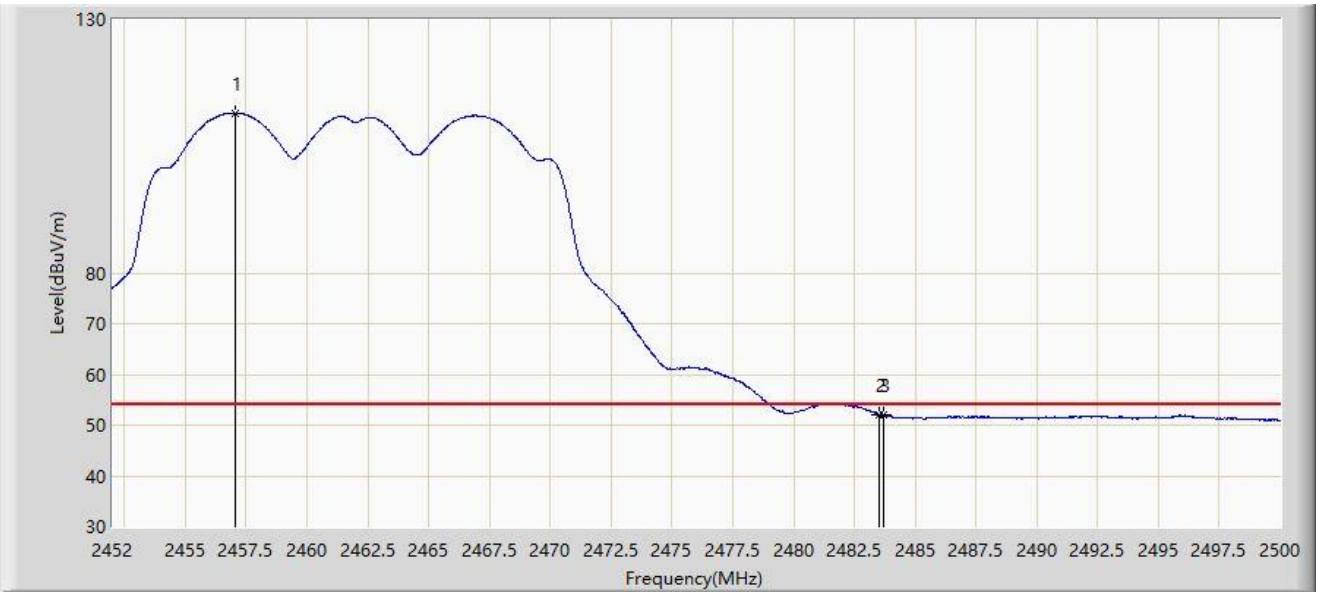

No	Mark	Frequency (MHz)	Measure Level (dBμV/m)	Reading Level (dBμV)	Margin (dB)	Limit (dBμV/m)	Factor (dB/m)	Type
1		2457.040	111.577	77.815	N/A	N/A	33.762	AV
2	*	2483.500	52.130	18.315	-1.870	54.000	33.815	AV
3		2483.704	52.127	18.310	-1.873	54.000	33.816	AV

Note 1: " * ", means this data is the worst emission level.

Note 2: Measure Level (dBμV/m) = Reading Level (dBμV) + Factor (dB/m).

Note 3: Factor (dB/m) = Cable Loss (dB) + Antenna Factor (dB/m).

Site: SIP-AC2	Test Date: 2023-10-09
Limit: FCC_2.4G_RE(3m)	Engineer: Justin Guo
Probe: HF907_102862_1-18GHz	Polarity: Vertical
EUT: Dragonfly Industrial Wireless Access Point	Power: By PoE
Test Mode: Transmit by 802.11g at 2462MHz	

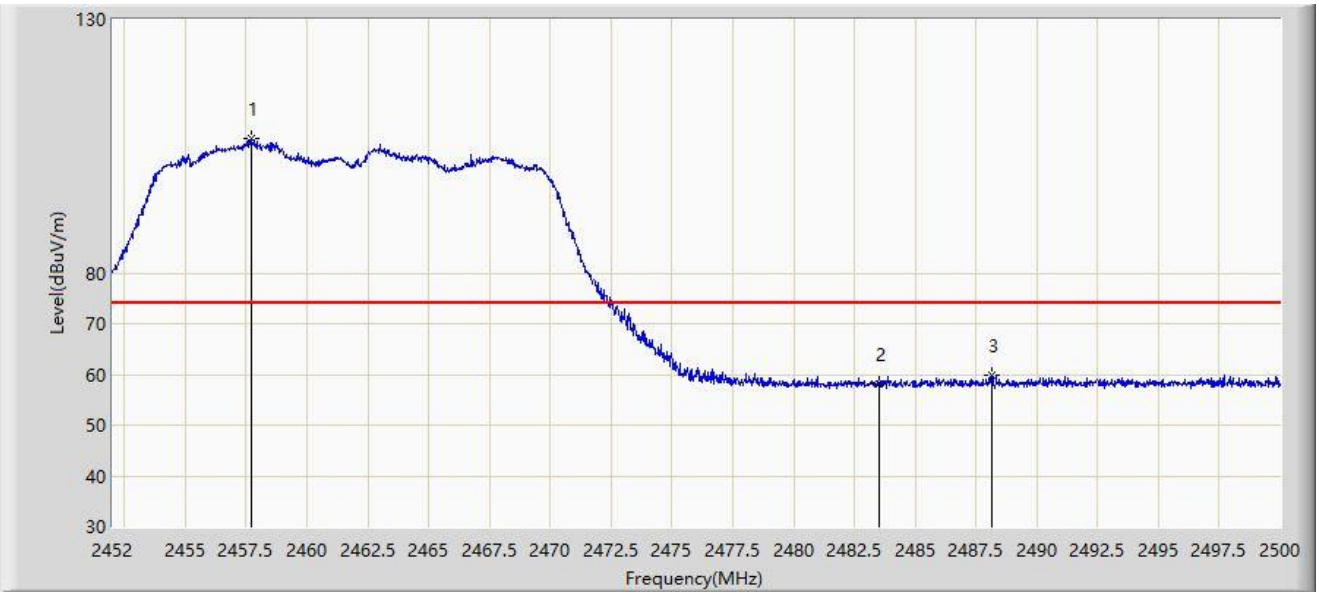

No	Mark	Frequency (MHz)	Measure Level (dBμV/m)	Reading Level (dBμV)	Margin (dB)	Limit (dBμV/m)	Factor (dB/m)	Type
1		2457.688	106.424	72.659	N/A	N/A	33.765	PK
2		2483.500	58.083	24.268	-15.917	74.000	33.815	PK
3	*	2488.144	59.769	25.917	-14.231	74.000	33.852	PK

Note 1: " * ", means this data is the worst emission level.

Note 2: Measure Level (dBμV/m) = Reading Level (dBμV) + Factor (dB/m).

Note 3: Factor (dB/m) = Cable Loss (dB) + Antenna Factor (dB/m).

Site: SIP-AC2	Test Date: 2023-10-09
Limit: FCC_2.4G_RE(3m)	Engineer: Justin Guo
Probe: HF907_102862_1-18GHz	Polarity: Vertical
EUT: Dragonfly Industrial Wireless Access Point	Power: By PoE
Test Mode: Transmit by 802.11g at 2462MHz	

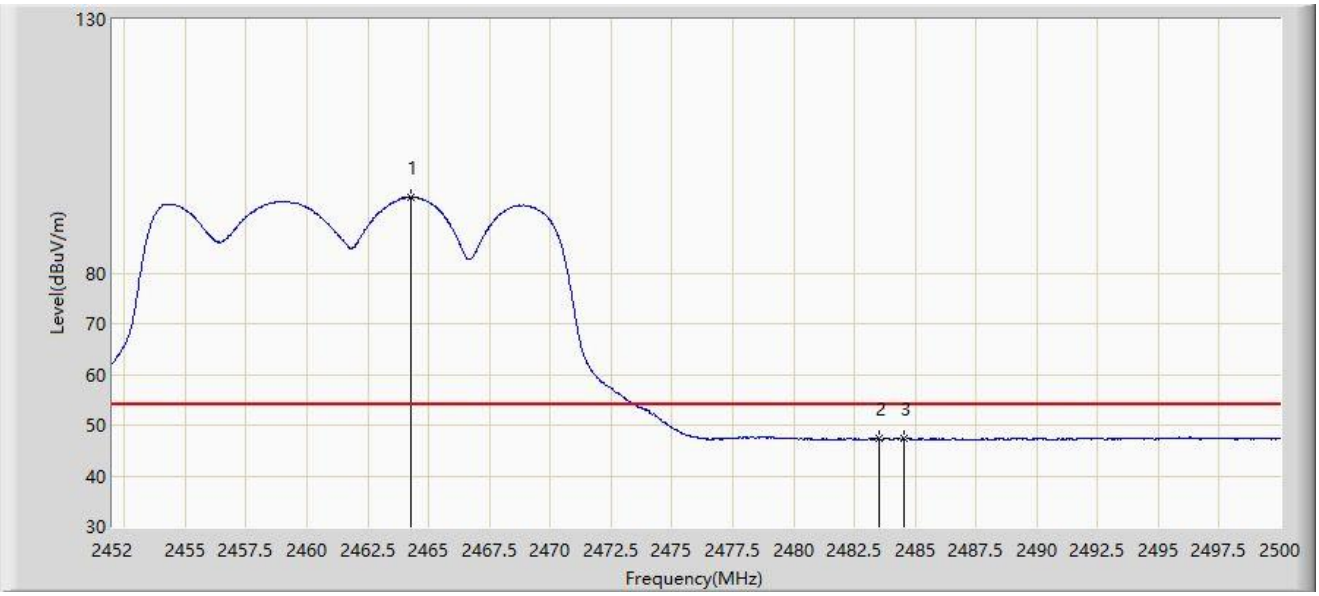

No	Mark	Frequency (MHz)	Measure Level (dBμV/m)	Reading Level (dBμV)	Margin (dB)	Limit (dBμV/m)	Factor (dB/m)	Type
1		2464.288	94.931	61.148	N/A	N/A	33.783	AV
2		2483.500	47.248	13.433	-6.752	54.000	33.815	AV
3	*	2484.520	47.516	13.693	-6.484	54.000	33.823	AV

Note 1: " * ", means this data is the worst emission level.

Note 2: Measure Level (dBμV/m) = Reading Level (dBμV) + Factor (dB/m).

Note 3: Factor (dB/m) = Cable Loss (dB) + Antenna Factor (dB/m).

Site: SIP-AC2	Test Date: 2023-10-09
Limit: FCC_2.4G_RE(3m)	Engineer: Justin Guo
Probe: HF907_102862_1-18GHz	Polarity: Horizontal
EUT: Dragonfly Industrial Wireless Access Point	Power: By PoE
Test Mode: Transmit by 802.11n-HT20 at 2412MHz	

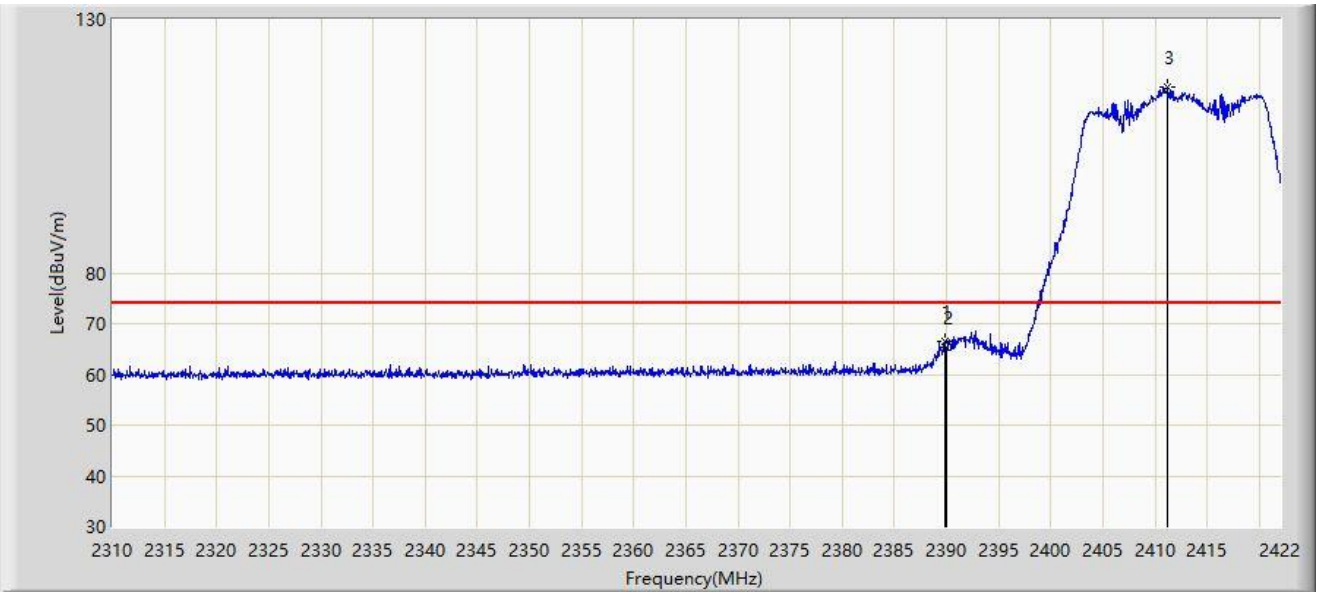

No	Mark	Frequency (MHz)	Measure Level (dBμV/m)	Reading Level (dBμV)	Margin (dB)	Limit (dBμV/m)	Factor (dB/m)	Type
1	*	2389.856	66.560	33.133	-7.440	74.000	33.428	PK
2		2390.000	65.413	31.986	-8.587	74.000	33.427	PK
3		2411.192	116.547	83.058	N/A	N/A	33.490	PK

Note 1: " * ", means this data is the worst emission level.

Note 2: Measure Level (dBμV/m) = Reading Level (dBμV) + Factor (dB/m).

Note 3: Factor (dB/m) = Cable Loss (dB) + Antenna Factor (dB/m).

Site: SIP-AC2	Test Date: 2023-10-09
Limit: FCC_2.4G_RE(3m)	Engineer: Justin Guo
Probe: HF907_102862_1-18GHz	Polarity: Horizontal
EUT: Dragonfly Industrial Wireless Access Point	Power: By PoE
Test Mode: Transmit by 802.11n-HT20 at 2412MHz	

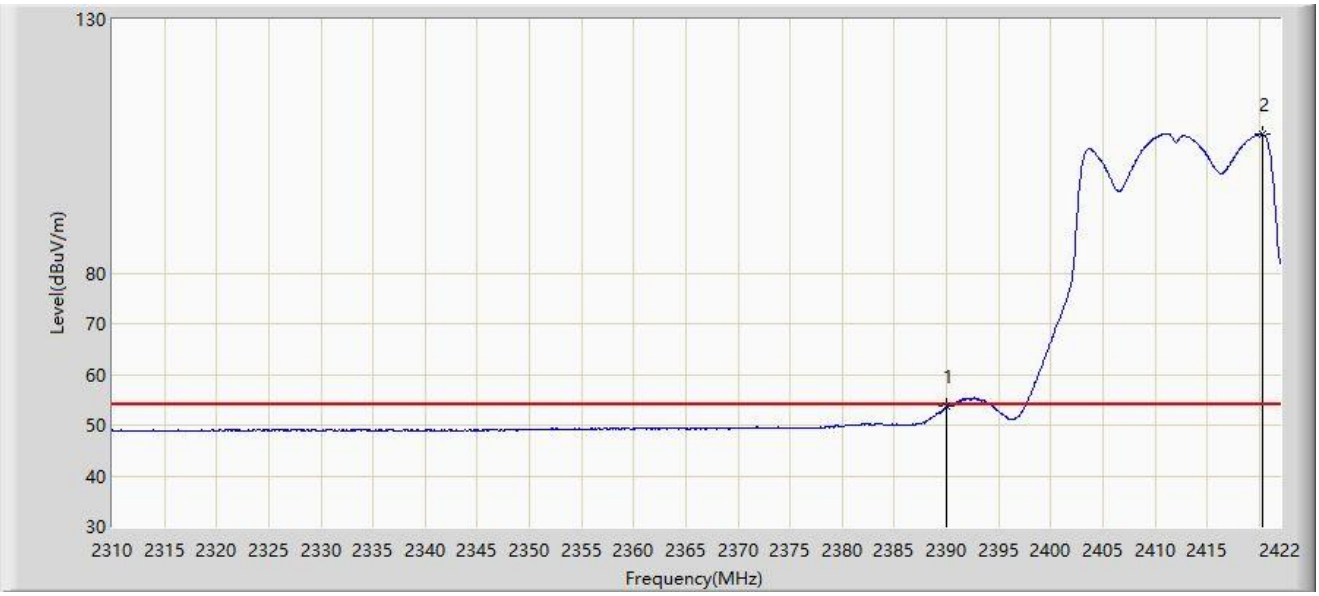

No	Mark	Frequency (MHz)	Measure Level (dBμV/m)	Reading Level (dBμV)	Margin (dB)	Limit (dBμV/m)	Factor (dB/m)	Type
1	*	2390.000	53.635	20.208	-0.365	54.000	33.427	AV
2		2420.376	107.291	73.741	N/A	N/A	33.551	AV

Note 1: " * ", means this data is the worst emission level.

Note 2: Measure Level (dBμV/m) = Reading Level (dBμV) + Factor (dB/m).

Note 3: Factor (dB/m) = Cable Loss (dB) + Antenna Factor (dB/m).

Site: SIP-AC2	Test Date: 2023-10-09
Limit: FCC_2.4G_RE(3m)	Engineer: Justin Guo
Probe: HF907_102862_1-18GHz	Polarity: Vertical
EUT: Dragonfly Industrial Wireless Access Point	Power: By PoE
Test Mode: Transmit by 802.11n-HT20 at 2412MHz	

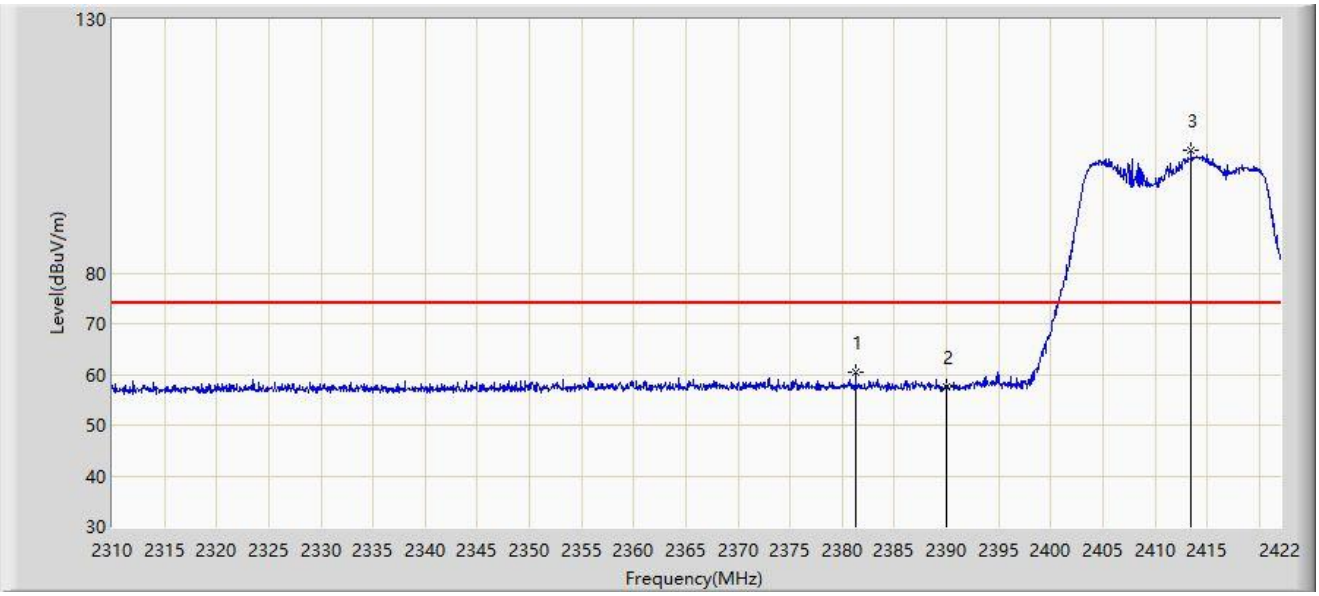

No	Mark	Frequency (MHz)	Measure Level (dBμV/m)	Reading Level (dBμV)	Margin (dB)	Limit (dBμV/m)	Factor (dB/m)	Type
1	*	2381.288	60.353	26.923	-13.647	74.000	33.431	PK
2		2390.000	57.633	24.206	-16.367	74.000	33.427	PK
3		2413.432	104.087	70.583	N/A	N/A	33.504	PK

Note 1: " * ", means this data is the worst emission level.

Note 2: Measure Level (dBμV/m) = Reading Level (dBμV) + Factor (dB/m).

Note 3: Factor (dB/m) = Cable Loss (dB) + Antenna Factor (dB/m).

Site: SIP-AC2	Test Date: 2023-10-09
Limit: FCC_2.4G_RE(3m)	Engineer: Justin Guo
Probe: HF907_102862_1-18GHz	Polarity: Vertical
EUT: Dragonfly Industrial Wireless Access Point	Power: By PoE
Test Mode: Transmit by 802.11n-HT20 at 2412MHz	

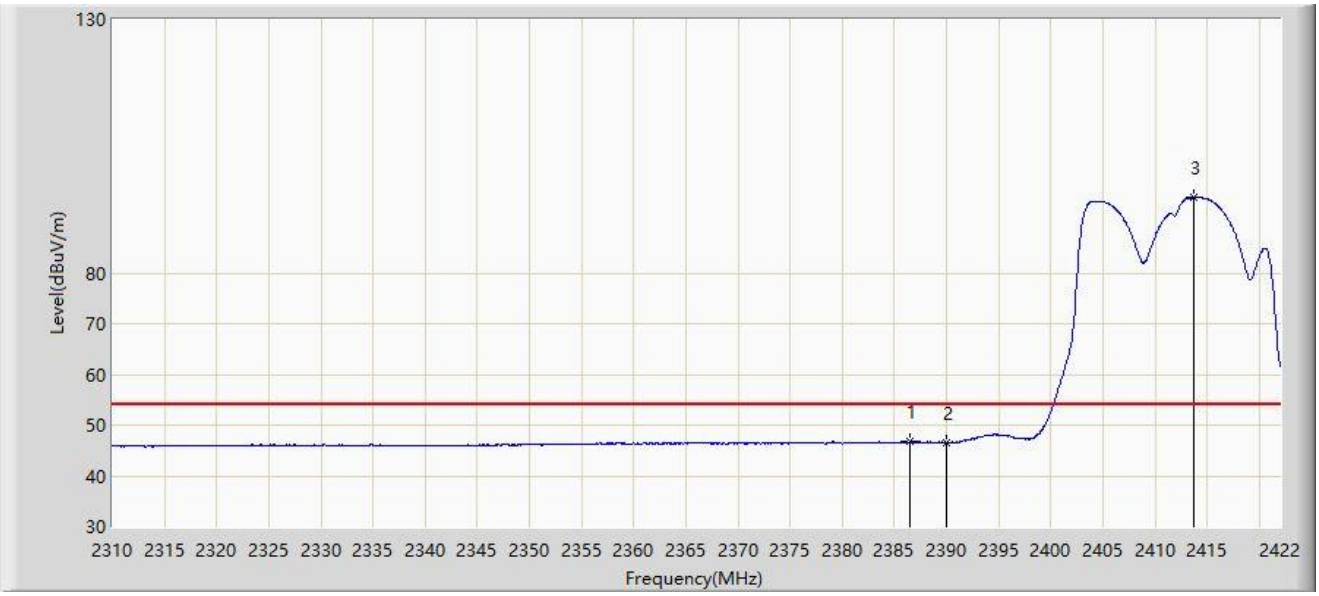

No	Mark	Frequency (MHz)	Measure Level (dBμV/m)	Reading Level (dBμV)	Margin (dB)	Limit (dBμV/m)	Factor (dB/m)	Type
1	*	2386.552	46.778	13.349	-7.222	54.000	33.429	AV
2		2390.000	46.552	13.125	-7.448	54.000	33.427	AV
3		2413.768	94.951	61.445	N/A	N/A	33.507	AV

Note 1: " * ", means this data is the worst emission level.

Note 2: Measure Level (dBμV/m) = Reading Level (dBμV) + Factor (dB/m).

Note 3: Factor (dB/m) = Cable Loss (dB) + Antenna Factor (dB/m).

Site: SIP-AC2	Test Date: 2023-10-09
Limit: FCC_2.4G_RE(3m)	Engineer: Justin Guo
Probe: HF907_102862_1-18GHz	Polarity: Horizontal
EUT: Dragonfly Industrial Wireless Access Point	Power: By PoE
Test Mode: Transmit by 802.11n-HT20 at 2462MHz	

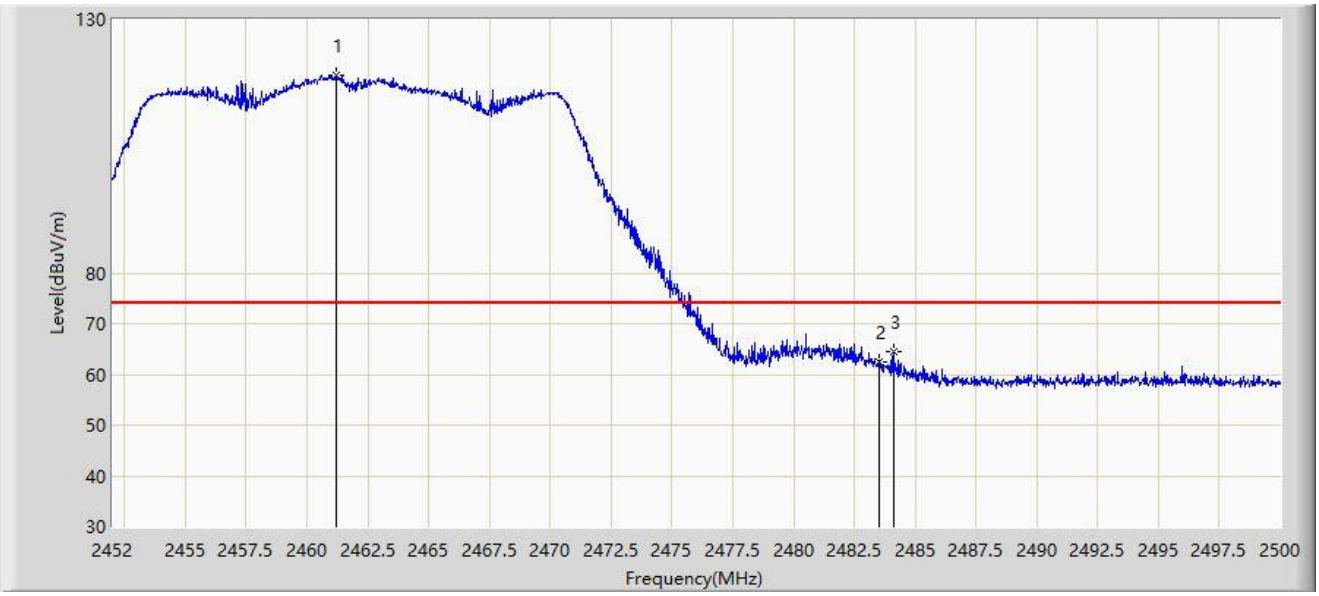

No	Mark	Frequency (MHz)	Measure Level (dBμV/m)	Reading Level (dBμV)	Margin (dB)	Limit (dBμV/m)	Factor (dB/m)	Type
1		2461.216	119.077	85.296	N/A	N/A	33.781	PK
2		2483.500	62.322	28.507	-11.678	74.000	33.815	PK
3	*	2484.112	64.599	30.779	-9.401	74.000	33.820	PK

Note 1: " * ", means this data is the worst emission level.

Note 2: Measure Level (dBμV/m) = Reading Level (dBμV) + Factor (dB/m).

Note 3: Factor (dB/m) = Cable Loss (dB) + Antenna Factor (dB/m).

Site: SIP-AC2	Test Date: 2023-10-09
Limit: FCC_2.4G_RE(3m)	Engineer: Justin Guo
Probe: HF907_102862_1-18GHz	Polarity: Horizontal
EUT: Dragonfly Industrial Wireless Access Point	Power: By PoE
Test Mode: Transmit by 802.11n-HT20 at 2462MHz	

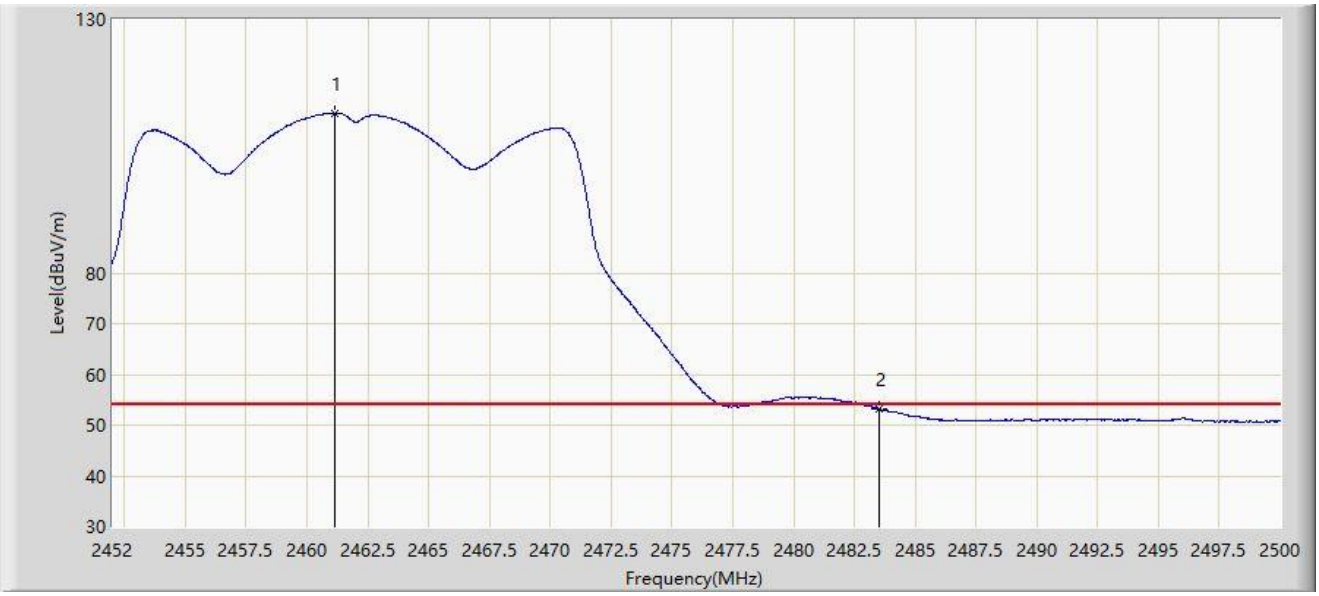

No	Mark	Frequency (MHz)	Measure Level (dBμV/m)	Reading Level (dBμV)	Margin (dB)	Limit (dBμV/m)	Factor (dB/m)	Type
1		2461.168	111.553	77.773	N/A	N/A	33.781	AV
2	*	2483.500	53.269	19.454	-0.731	54.000	33.815	AV

Note 1: " * ", means this data is the worst emission level.

Note 2: Measure Level (dBμV/m) = Reading Level (dBμV) + Factor (dB/m).

Note 3: Factor (dB/m) = Cable Loss (dB) + Antenna Factor (dB/m).

Site: SIP-AC2	Test Date: 2023-10-09
Limit: FCC_2.4G_RE(3m)	Engineer: Justin Guo
Probe: HF907_102862_1-18GHz	Polarity: Vertical
EUT: Dragonfly Industrial Wireless Access Point	Power: By PoE
Test Mode: Transmit by 802.11n-HT20 at 2462MHz	

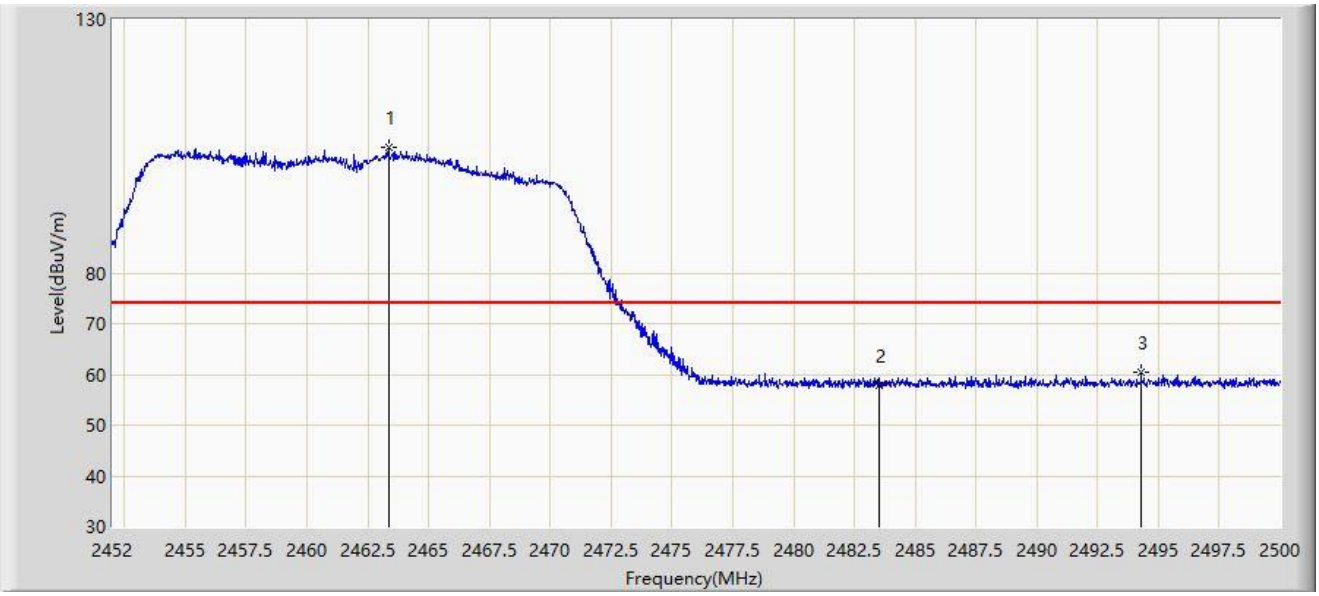

No	Mark	Frequency (MHz)	Measure Level (dBμV/m)	Reading Level (dBμV)	Margin (dB)	Limit (dBμV/m)	Factor (dB/m)	Type
1		2463.352	104.805	71.021	N/A	N/A	33.784	PK
2		2483.500	57.819	24.004	-16.181	74.000	33.815	PK
3	*	2494.288	60.553	26.652	-13.447	74.000	33.902	PK

Note 1: " * ", means this data is the worst emission level.

Note 2: Measure Level (dBμV/m) = Reading Level (dBμV) + Factor (dB/m).

Note 3: Factor (dB/m) = Cable Loss (dB) + Antenna Factor (dB/m).

Site: SIP-AC2	Test Date: 2023-10-09
Limit: FCC_2.4G_RE(3m)	Engineer: Justin Guo
Probe: HF907_102862_1-18GHz	Polarity: Vertical
EUT: Dragonfly Industrial Wireless Access Point	Power: By PoE
Test Mode: Transmit by 802.11n-HT20 at 2462MHz	

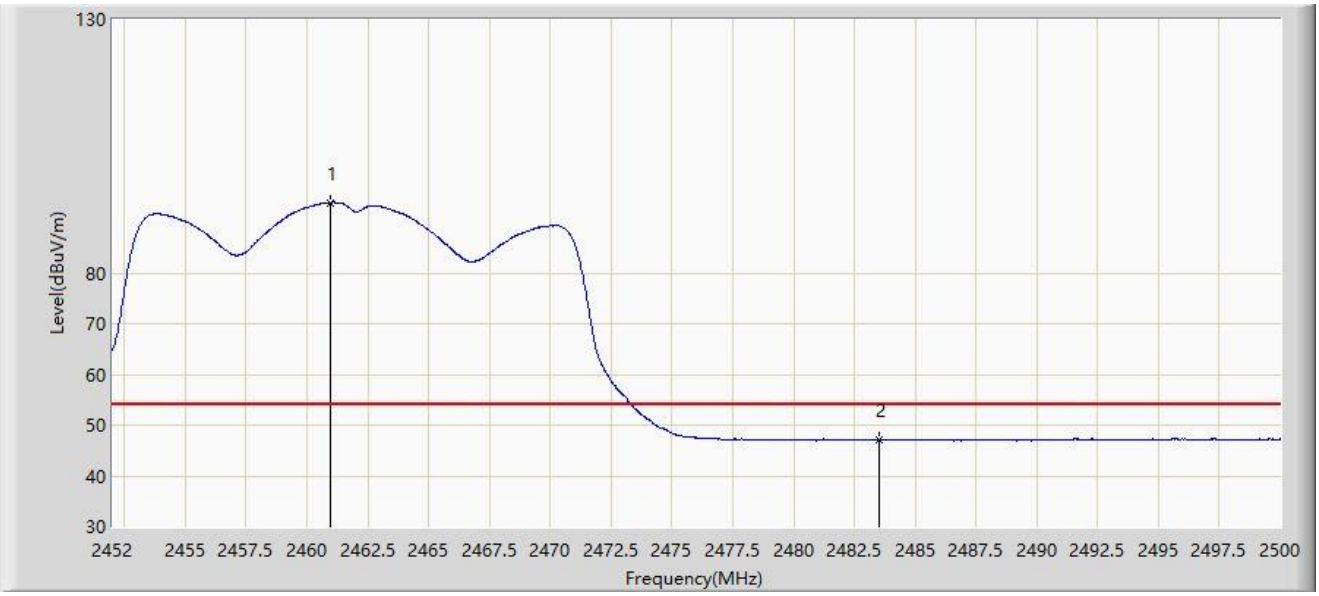

No	Mark	Frequency (MHz)	Measure Level (dBμV/m)	Reading Level (dBμV)	Margin (dB)	Limit (dBμV/m)	Factor (dB/m)	Type
1		2460.976	93.836	60.056	N/A	N/A	33.780	AV
2	*	2483.500	46.960	13.145	-7.040	54.000	33.815	AV

Note 1: " * ", means this data is the worst emission level.

Note 2: Measure Level (dBμV/m) = Reading Level (dBμV) + Factor (dB/m).

Note 3: Factor (dB/m) = Cable Loss (dB) + Antenna Factor (dB/m).

Site: SIP-AC2	Test Date: 2023-10-09
Limit: FCC_2.4G_RE(3m)	Engineer: Justin Guo
Probe: HF907_102862_1-18GHz	Polarity: Horizontal
EUT: Dragonfly Industrial Wireless Access Point	Power: By PoE
Test Mode: Transmit by 802.11n-HT40 at 2412MHz	

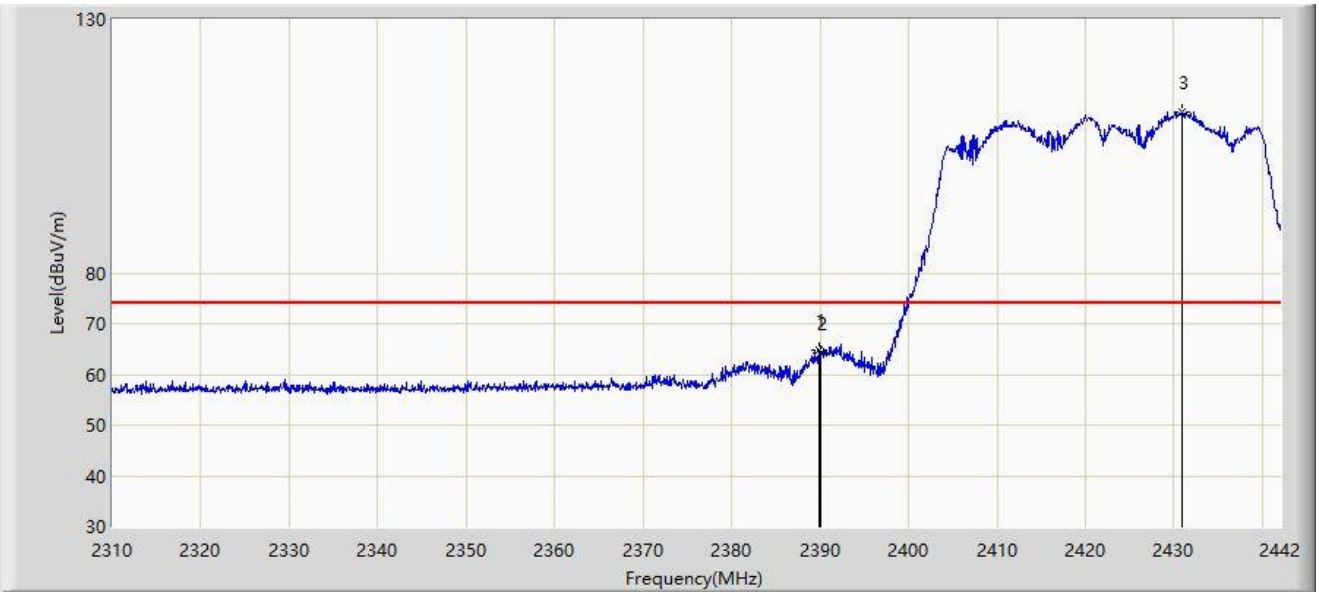

No	Mark	Frequency (MHz)	Measure Level (dBμV/m)	Reading Level (dBμV)	Margin (dB)	Limit (dBμV/m)	Factor (dB/m)	Type
1	*	2389.860	64.789	31.362	-9.211	74.000	33.428	PK
2		2390.000	64.240	30.813	-9.760	74.000	33.427	PK
3		2430.978	111.811	78.191	N/A	N/A	33.620	PK

Note 1: " * ", means this data is the worst emission level.

Note 2: Measure Level (dBμV/m) = Reading Level (dBμV) + Factor (dB/m).

Note 3: Factor (dB/m) = Cable Loss (dB) + Antenna Factor (dB/m).

Site: SIP-AC2	Test Date: 2023-10-09
Limit: FCC_2.4G_RE(3m)	Engineer: Justin Guo
Probe: HF907_102862_1-18GHz	Polarity: Horizontal
EUT: Dragonfly Industrial Wireless Access Point	Power: By PoE
Test Mode: Transmit by 802.11n-HT40 at 2422MHz	

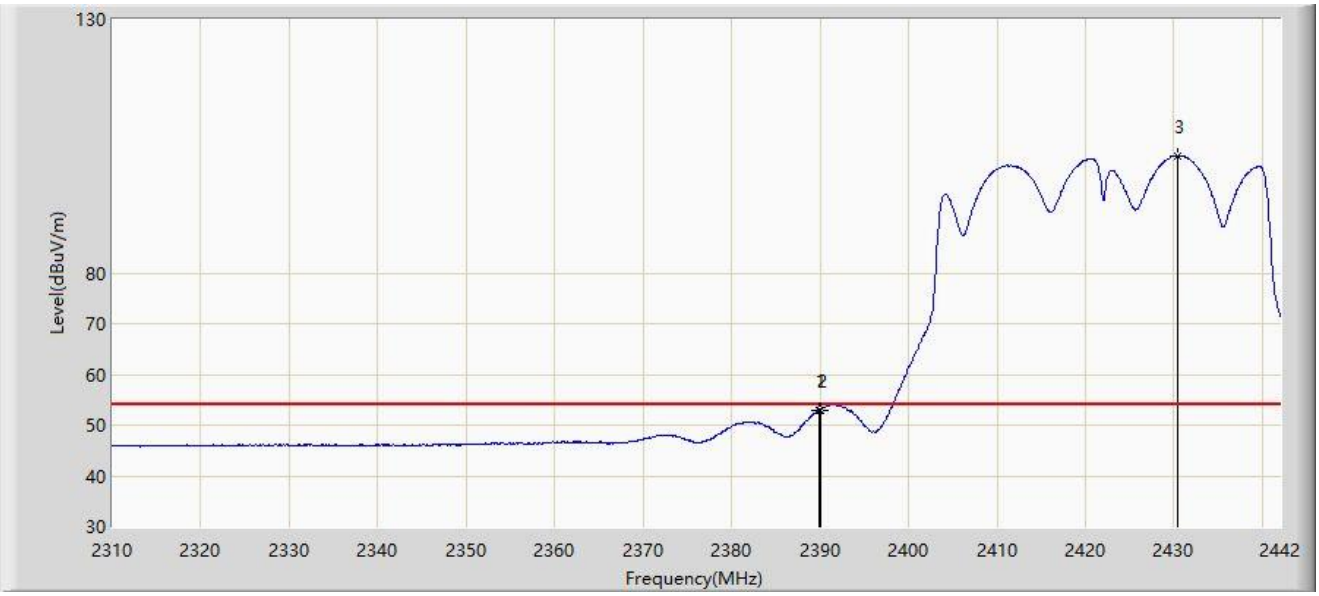

No	Mark	Frequency (MHz)	Measure Level (dBμV/m)	Reading Level (dBμV)	Margin (dB)	Limit (dBμV/m)	Factor (dB/m)	Type
1	*	2389.860	52.916	19.489	-1.084	54.000	33.428	AV
2		2390.000	52.905	19.478	-1.095	54.000	33.427	AV
3		2430.450	103.030	69.413	N/A	N/A	33.617	AV

Note 1: " * ", means this data is the worst emission level.

Note 2: Measure Level (dBμV/m) = Reading Level (dBμV) + Factor (dB/m).

Note 3: Factor (dB/m) = Cable Loss (dB) + Antenna Factor (dB/m).

Site: SIP-AC2	Test Date: 2023-10-09
Limit: FCC_2.4G_RE(3m)	Engineer: Justin Guo
Probe: HF907_102862_1-18GHz	Polarity: Vertical
EUT: Dragonfly Industrial Wireless Access Point	Power: By PoE
Test Mode: Transmit by 802.11n-HT40 at 2412MHz	

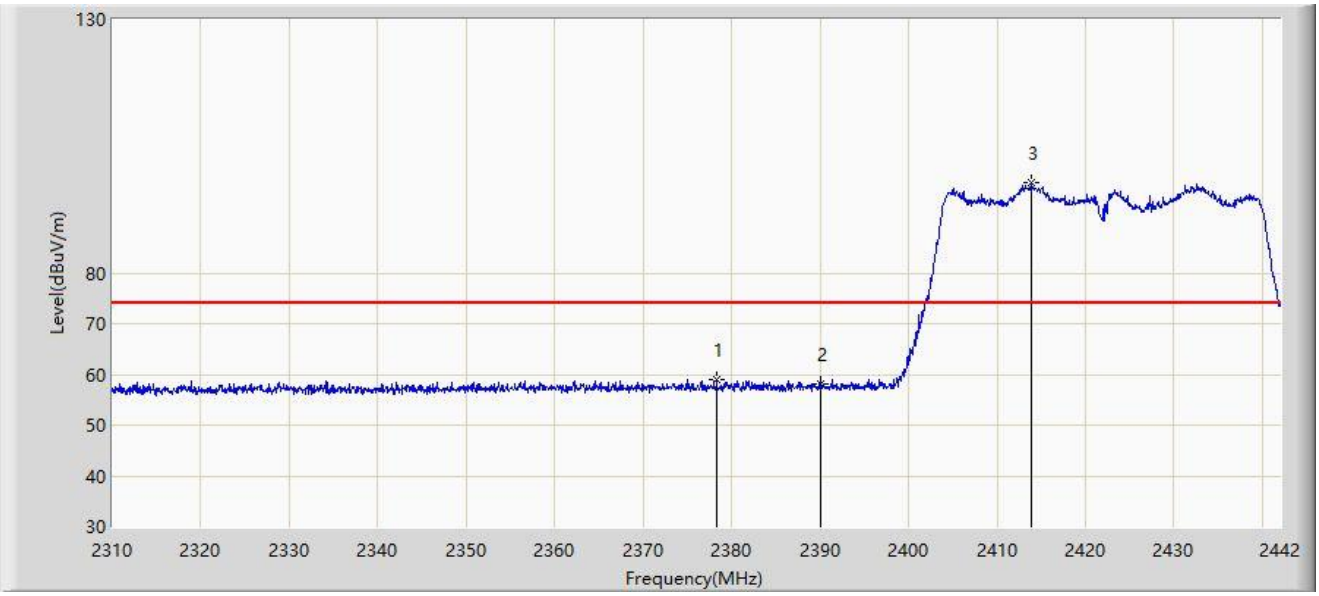

No	Mark	Frequency (MHz)	Measure Level (dBμV/m)	Reading Level (dBμV)	Margin (dB)	Limit (dBμV/m)	Factor (dB/m)	Type
1	*	2378.310	58.928	25.496	-15.072	74.000	33.432	PK
2		2390.000	58.039	24.612	-15.961	74.000	33.427	PK
3		2413.818	97.802	64.295	N/A	N/A	33.507	PK

Note 1: " * ", means this data is the worst emission level.

Note 2: Measure Level (dBμV/m) = Reading Level (dBμV) + Factor (dB/m).

Note 3: Factor (dB/m) = Cable Loss (dB) + Antenna Factor (dB/m).

Site: SIP-AC2	Test Date: 2023-10-09
Limit: FCC_2.4G_RE(3m)	Engineer: Justin Guo
Probe: HF907_102862_1-18GHz	Polarity: Vertical
EUT: Dragonfly Industrial Wireless Access Point	Power: By PoE
Test Mode: Transmit by 802.11n-HT40 at 2412MHz	

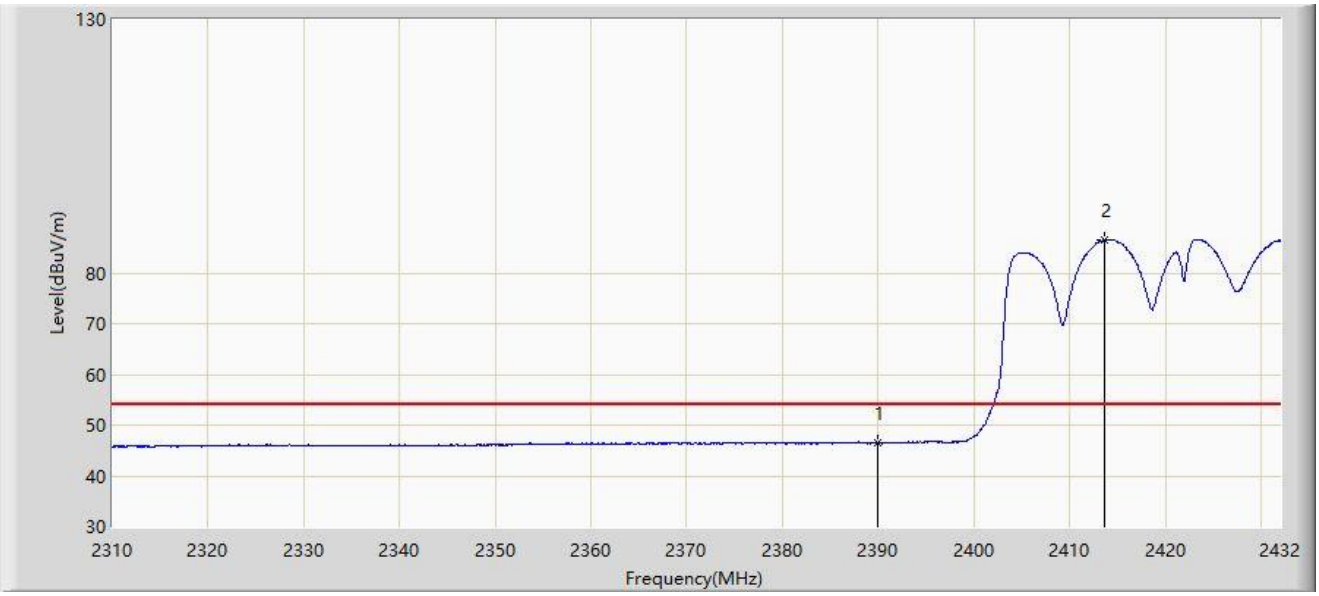

No	Mark	Frequency (MHz)	Measure Level (dBμV/m)	Reading Level (dBμV)	Margin (dB)	Limit (dBμV/m)	Factor (dB/m)	Type
1	*	2390.000	46.480	13.053	-7.520	54.000	33.427	AV
2		2413.700	86.478	52.972	N/A	N/A	33.506	AV

Note 1: " * ", means this data is the worst emission level.

Note 2: Measure Level (dBμV/m) = Reading Level (dBμV) + Factor (dB/m).

Note 3: Factor (dB/m) = Cable Loss (dB) + Antenna Factor (dB/m).

Site: SIP-AC2	Test Date: 2023-10-10
Limit: FCC_2.4G_RE(3m)	Engineer: Justin Guo
Probe: HF907_102862_1-18GHz	Polarity: Horizontal
EUT: Dragonfly Industrial Wireless Access Point	Power: By PoE
Test Mode: Transmit by 802.11n-HT40 at 2452MHz	

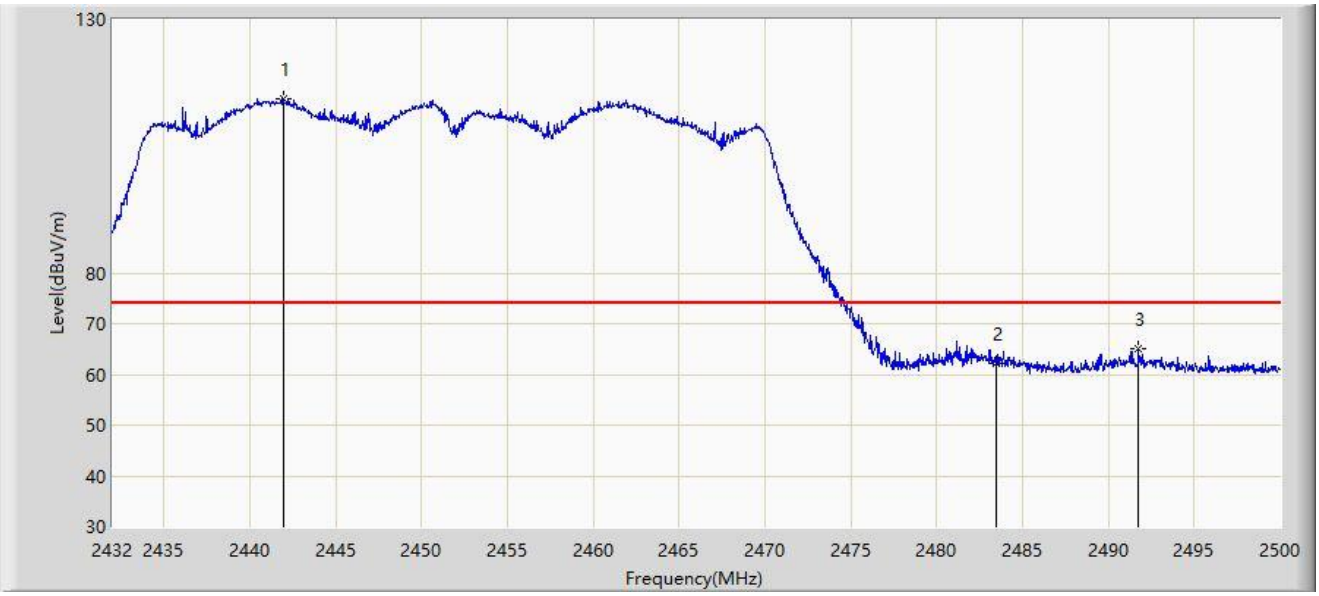

No	Mark	Frequency (MHz)	Measure Level (dBμV/m)	Reading Level (dBμV)	Margin (dB)	Limit (dBμV/m)	Factor (dB/m)	Type
1		2441.928	114.357	80.667	N/A	N/A	33.690	PK
2		2483.500	62.097	28.282	-11.903	74.000	33.815	PK
3	*	2491.772	65.013	31.132	-8.987	74.000	33.882	PK

Note 1: " * ", means this data is the worst emission level.

Note 2: Measure Level (dBμV/m) = Reading Level (dBμV) + Factor (dB/m).

Note 3: Factor (dB/m) = Cable Loss (dB) + Antenna Factor (dB/m).

Site: SIP-AC2	Test Date: 2023-10-10
Limit: FCC_2.4G_RE(3m)	Engineer: Justin Guo
Probe: HF907_102862_1-18GHz	Polarity: Horizontal
EUT: Dragonfly Industrial Wireless Access Point	Power: By PoE
Test Mode: Transmit by 802.11n-HT40 at 2452MHz	

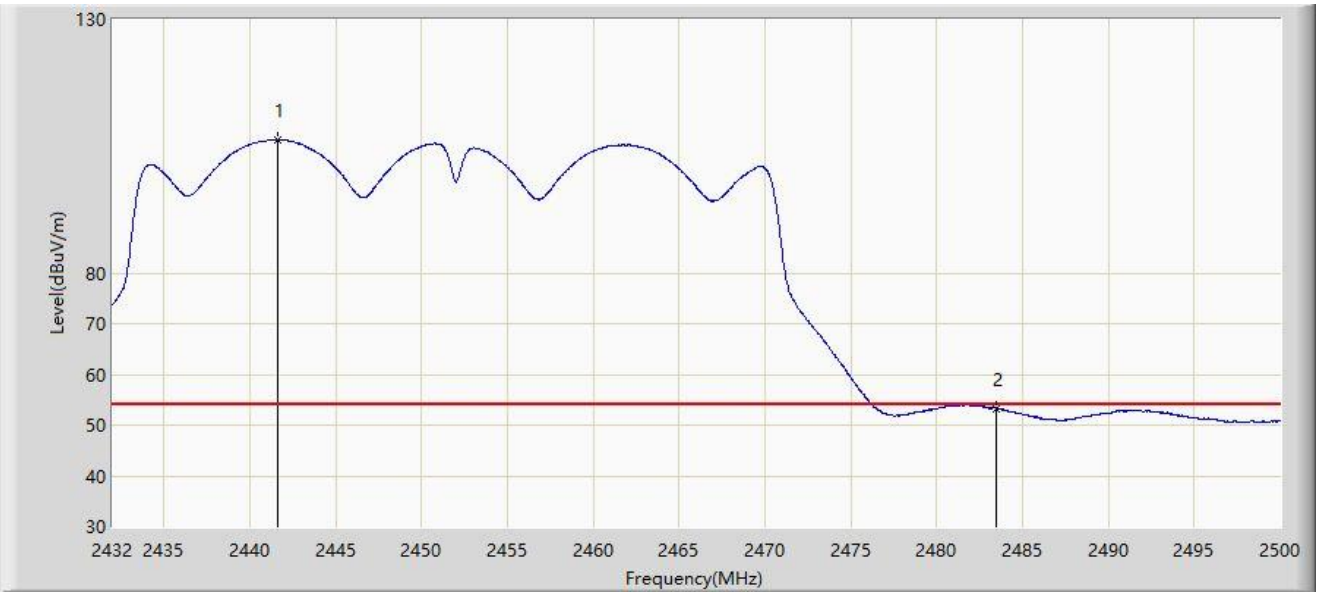

No	Mark	Frequency (MHz)	Measure Level (dBμV/m)	Reading Level (dBμV)	Margin (dB)	Limit (dBμV/m)	Factor (dB/m)	Type
1		2441.588	106.246	72.558	N/A	N/A	33.688	AV
2	*	2483.500	53.274	19.459	-0.726	54.000	33.815	AV

Note 1: " * ", means this data is the worst emission level.

Note 2: Measure Level (dBμV/m) = Reading Level (dBμV) + Factor (dB/m).

Note 3: Factor (dB/m) = Cable Loss (dB) + Antenna Factor (dB/m).

Site: SIP-AC2	Test Date: 2023-10-10
Limit: FCC_2.4G_RE(3m)	Engineer: Justin Guo
Probe: HF907_102862_1-18GHz	Polarity: Vertical
EUT: Dragonfly Industrial Wireless Access Point	Power: By PoE
Test Mode: Transmit by 802.11n-HT40 at 2452MHz	

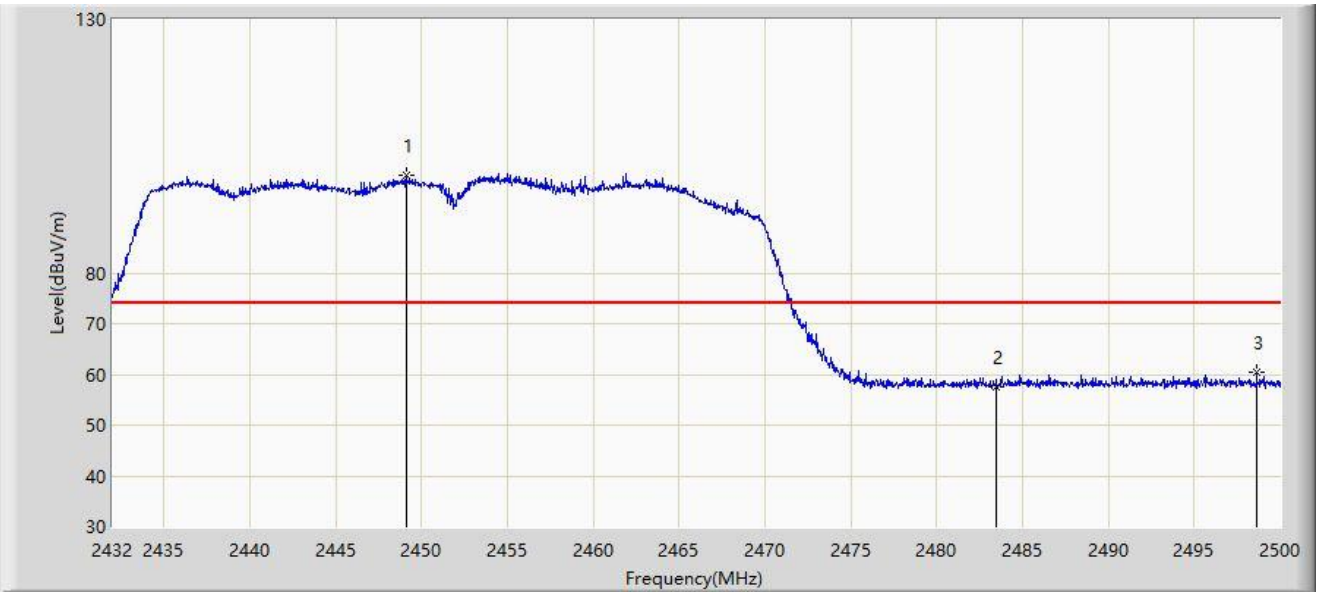

No	Mark	Frequency (MHz)	Measure Level (dBμV/m)	Reading Level (dBμV)	Margin (dB)	Limit (dBμV/m)	Factor (dB/m)	Type
1		2449.136	99.195	65.467	N/A	N/A	33.728	PK
2		2483.500	57.542	23.727	-16.458	74.000	33.815	PK
3	*	2498.640	60.534	26.602	-13.466	74.000	33.932	PK

Note 1: " * ", means this data is the worst emission level.

Note 2: Measure Level (dBμV/m) = Reading Level (dBμV) + Factor (dB/m).

Note 3: Factor (dB/m) = Cable Loss (dB) + Antenna Factor (dB/m).

Site: SIP-AC2	Test Date: 2023-10-10
Limit: FCC_2.4G_RE(3m)	Engineer: Justin Guo
Probe: HF907_102862_1-18GHz	Polarity: Vertical
EUT: Dragonfly Industrial Wireless Access Point	Power: By PoE
Test Mode: Transmit by 802.11n-HT40 at 2452MHz	

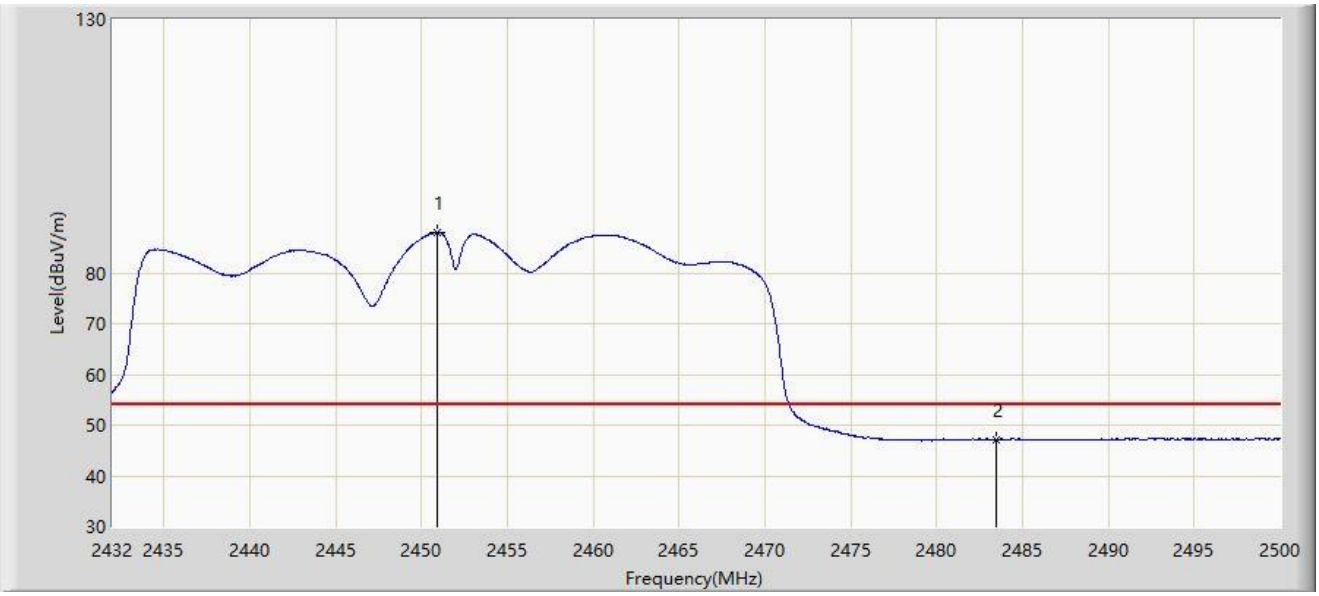

No	Mark	Frequency (MHz)	Measure Level (dBμV/m)	Reading Level (dBμV)	Margin (dB)	Limit (dBμV/m)	Factor (dB/m)	Type
1		2450.904	87.938	54.202	N/A	N/A	33.736	AV
2	*	2483.500	47.102	13.287	-6.898	54.000	33.815	AV

Note 1: " * ", means this data is the worst emission level.

Note 2: Measure Level (dBμV/m) = Reading Level (dBμV) + Factor (dB/m).

Note 3: Factor (dB/m) = Cable Loss (dB) + Antenna Factor (dB/m).

Site: SIP-AC2	Test Date: 2023-10-10
Limit: FCC_2.4G_RE(3m)	Engineer: Justin Guo
Probe: HF907_102862_1-18GHz	Polarity: Horizontal
EUT: Dragonfly Industrial Wireless Access Point	Power: By PoE
Test Mode: Transmit by 802.11ax-HE20 at 2412MHz	

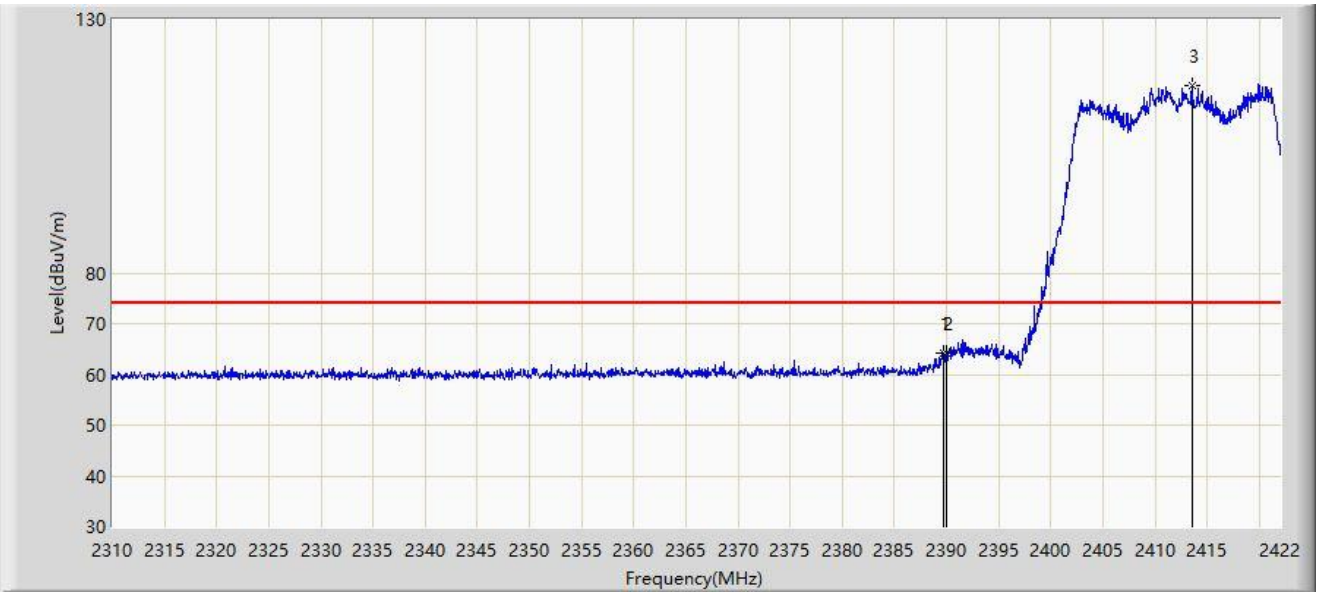

No	Mark	Frequency (MHz)	Measure Level (dBμV/m)	Reading Level (dBμV)	Margin (dB)	Limit (dBμV/m)	Factor (dB/m)	Type
1	*	2389.688	64.154	30.726	-9.846	74.000	33.427	PK
2		2390.000	64.092	30.665	-9.908	74.000	33.427	PK
3		2413.544	117.055	83.550	N/A	N/A	33.505	PK

Note 1: " * ", means this data is the worst emission level.

Note 2: Measure Level (dBμV/m) = Reading Level (dBμV) + Factor (dB/m).

Note 3: Factor (dB/m) = Cable Loss (dB) + Antenna Factor (dB/m).

Site: SIP-AC2	Test Date: 2023-10-10
Limit: FCC_2.4G_RE(3m)	Engineer: Justin Guo
Probe: HF907_102862_1-18GHz	Polarity: Horizontal
EUT: Dragonfly Industrial Wireless Access Point	Power: By PoE
Test Mode: Transmit by 802.11ax-HE20 at 2412MHz	

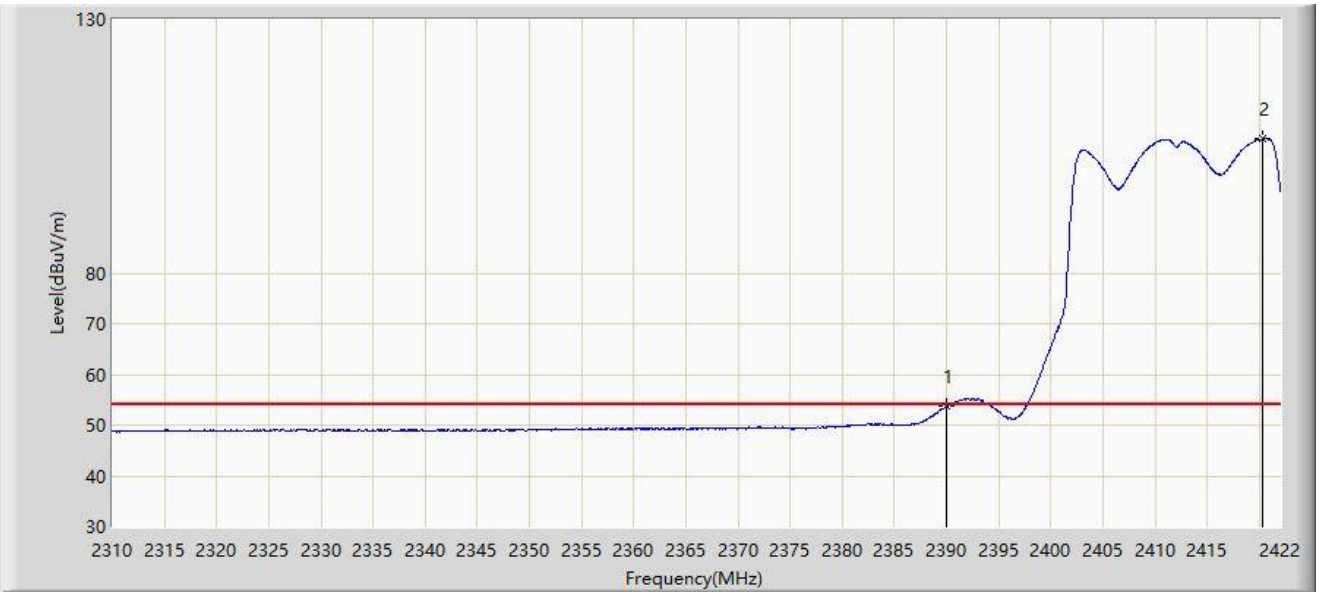

No	Mark	Frequency (MHz)	Measure Level (dBμV/m)	Reading Level (dBμV)	Margin (dB)	Limit (dBμV/m)	Factor (dB/m)	Type
1	*	2390.000	53.647	20.220	-0.353	54.000	33.427	AV
2		2420.376	106.448	72.898	N/A	N/A	33.551	AV

Note 1: " * ", means this data is the worst emission level.

Note 2: Measure Level (dBμV/m) = Reading Level (dBμV) + Factor (dB/m).

Note 3: Factor (dB/m) = Cable Loss (dB) + Antenna Factor (dB/m).

Site: SIP-AC2	Test Date: 2023-10-10
Limit: FCC_2.4G_RE(3m)	Engineer: Justin Guo
Probe: HF907_102862_1-18GHz	Polarity: Vertical
EUT: Dragonfly Industrial Wireless Access Point	Power: By PoE
Test Mode: Transmit by 802.11ax-HE20 at 2412MHz	

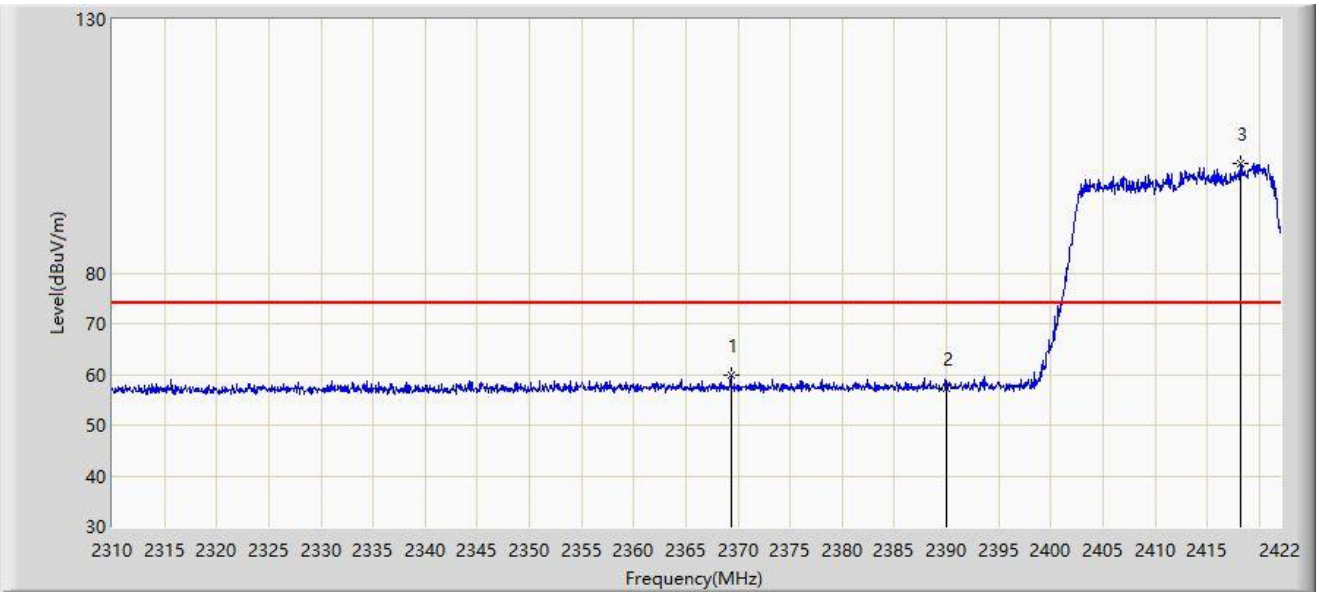

No	Mark	Frequency (MHz)	Measure Level (dBμV/m)	Reading Level (dBμV)	Margin (dB)	Limit (dBμV/m)	Factor (dB/m)	Type
1	*	2369.304	59.787	26.399	-14.213	74.000	33.388	PK
2		2390.000	57.360	23.933	-16.640	74.000	33.427	PK
3		2418.248	101.639	68.103	N/A	N/A	33.536	PK

Note 1: " * ", means this data is the worst emission level.

Note 2: Measure Level (dBμV/m) = Reading Level (dBμV) + Factor (dB/m).

Note 3: Factor (dB/m) = Cable Loss (dB) + Antenna Factor (dB/m).

Site: SIP-AC2	Test Date: 2023-10-10
Limit: FCC_2.4G_RE(3m)	Engineer: Justin Guo
Probe: HF907_102862_1-18GHz	Polarity: Vertical
EUT: Dragonfly Industrial Wireless Access Point	Power: By PoE
Test Mode: Transmit by 802.11ax-HE20 at 2412MHz	

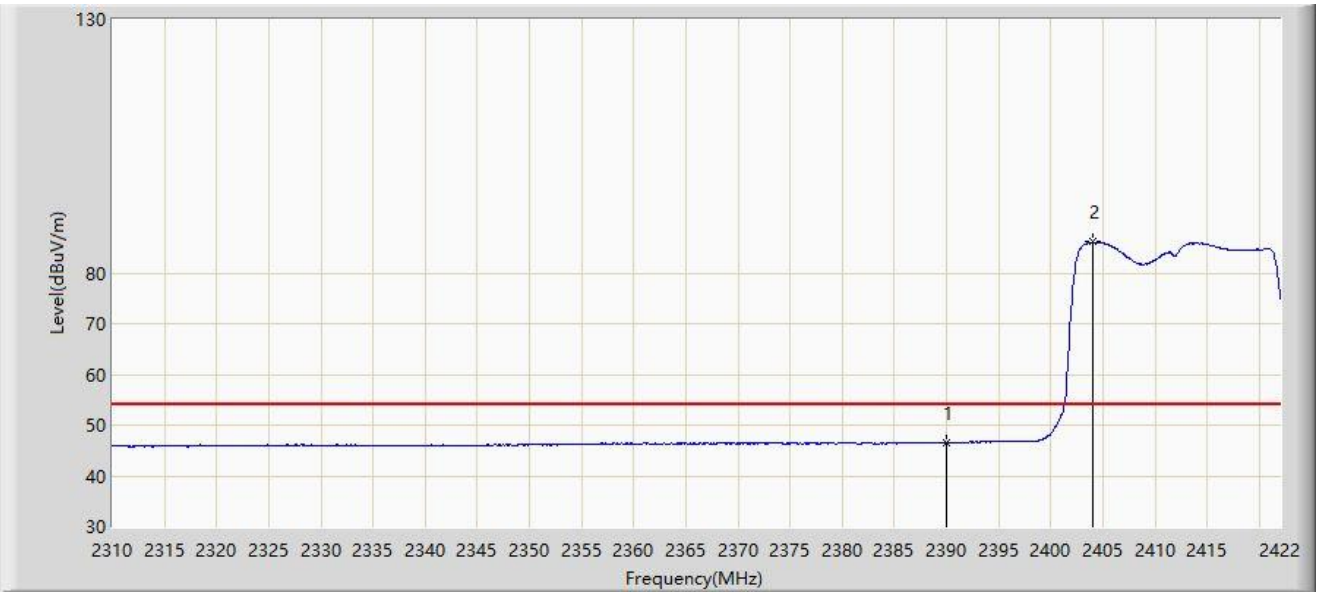

No	Mark	Frequency (MHz)	Measure Level (dBμV/m)	Reading Level (dBμV)	Margin (dB)	Limit (dBμV/m)	Factor (dB/m)	Type
1	*	2390.000	46.536	13.109	-7.464	54.000	33.427	AV
2		2403.968	86.087	52.625	N/A	N/A	33.462	AV

Note 1: " * ", means this data is the worst emission level.

Note 2: Measure Level (dBμV/m) = Reading Level (dBμV) + Factor (dB/m).

Note 3: Factor (dB/m) = Cable Loss (dB) + Antenna Factor (dB/m).

Site: SIP-AC2	Test Date: 2023-10-10
Limit: FCC_2.4G_RE(3m)	Engineer: Justin Guo
Probe: HF907_102862_1-18GHz	Polarity: Horizontal
EUT: Dragonfly Industrial Wireless Access Point	Power: By PoE
Test Mode: Transmit by 802.11ax-HE20 at 2462MHz	

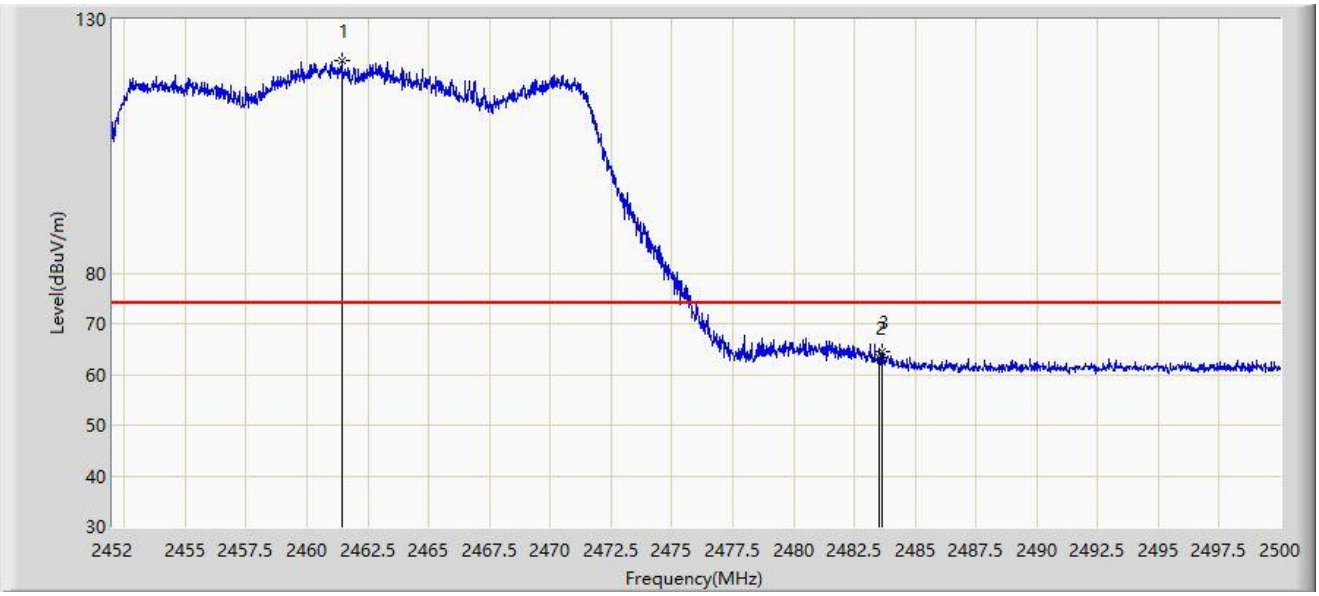

No	Mark	Frequency (MHz)	Measure Level (dBμV/m)	Reading Level (dBμV)	Margin (dB)	Limit (dBμV/m)	Factor (dB/m)	Type
1		2461.432	121.919	88.137	N/A	N/A	33.781	PK
2		2483.500	63.399	29.584	-10.601	74.000	33.815	PK
3	*	2483.656	64.500	30.684	-9.500	74.000	33.816	PK

Note 1: " * ", means this data is the worst emission level.

Note 2: Measure Level (dBμV/m) = Reading Level (dBμV) + Factor (dB/m).

Note 3: Factor (dB/m) = Cable Loss (dB) + Antenna Factor (dB/m).

Site: SIP-AC2	Test Date: 2023-10-10
Limit: FCC_2.4G_RE(3m)	Engineer: Justin Guo
Probe: HF907_102862_1-18GHz	Polarity: Horizontal
EUT: Dragonfly Industrial Wireless Access Point	Power: By PoE
Test Mode: Transmit by 802.11ax-HE20 at 2462MHz	

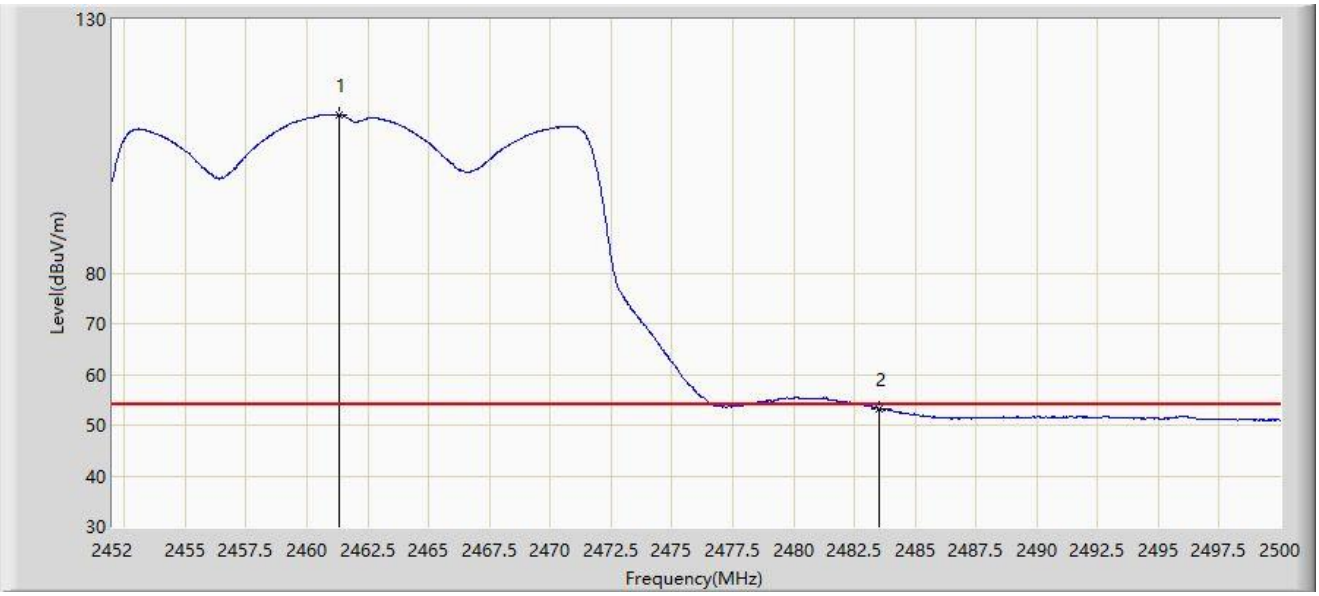

No	Mark	Frequency (MHz)	Measure Level (dBμV/m)	Reading Level (dBμV)	Margin (dB)	Limit (dBμV/m)	Factor (dB/m)	Type
1		2461.312	111.240	77.459	N/A	N/A	33.781	AV
2	*	2483.500	53.324	19.509	-0.676	54.000	33.815	AV

Note 1: " * ", means this data is the worst emission level.

Note 2: Measure Level (dBμV/m) = Reading Level (dBμV) + Factor (dB/m).

Note 3: Factor (dB/m) = Cable Loss (dB) + Antenna Factor (dB/m).

Site: SIP-AC2	Test Date: 2023-10-10
Limit: FCC_2.4G_RE(3m)	Engineer: Justin Guo
Probe: HF907_102862_1-18GHz	Polarity: Vertical
EUT: Dragonfly Industrial Wireless Access Point	Power: By PoE
Test Mode: Transmit by 802.11ax-HE20 at 2462MHz	

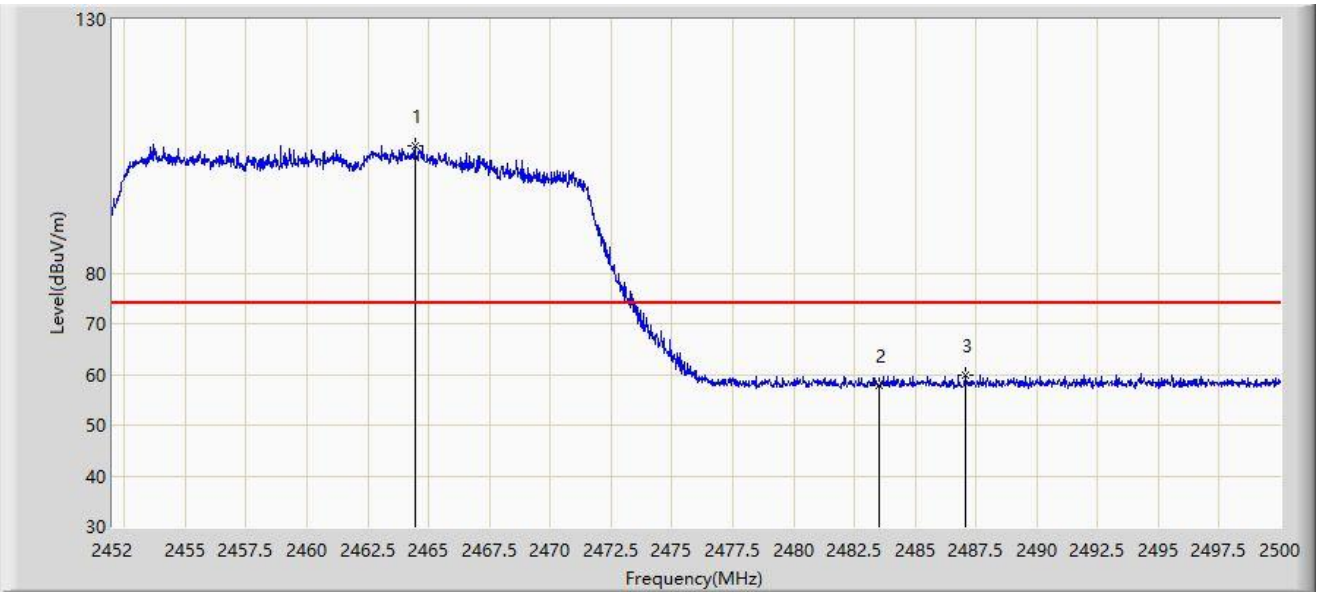

No	Mark	Frequency (MHz)	Measure Level (dBμV/m)	Reading Level (dBμV)	Margin (dB)	Limit (dBμV/m)	Factor (dB/m)	Type
1		2464.432	105.149	71.366	N/A	N/A	33.783	PK
2		2483.500	57.779	23.964	-16.221	74.000	33.815	PK
3	*	2487.040	59.990	26.147	-14.010	74.000	33.843	PK

Note 1: " * ", means this data is the worst emission level.

Note 2: Measure Level (dBμV/m) = Reading Level (dBμV) + Factor (dB/m).

Note 3: Factor (dB/m) = Cable Loss (dB) + Antenna Factor (dB/m).

Site: SIP-AC2	Test Date: 2023-10-10
Limit: FCC_2.4G_RE(3m)	Engineer: Justin Guo
Probe: HF907_102862_1-18GHz	Polarity: Vertical
EUT: Dragonfly Industrial Wireless Access Point	Power: By PoE
Test Mode: Transmit by 802.11ax-HE20 at 2462MHz	

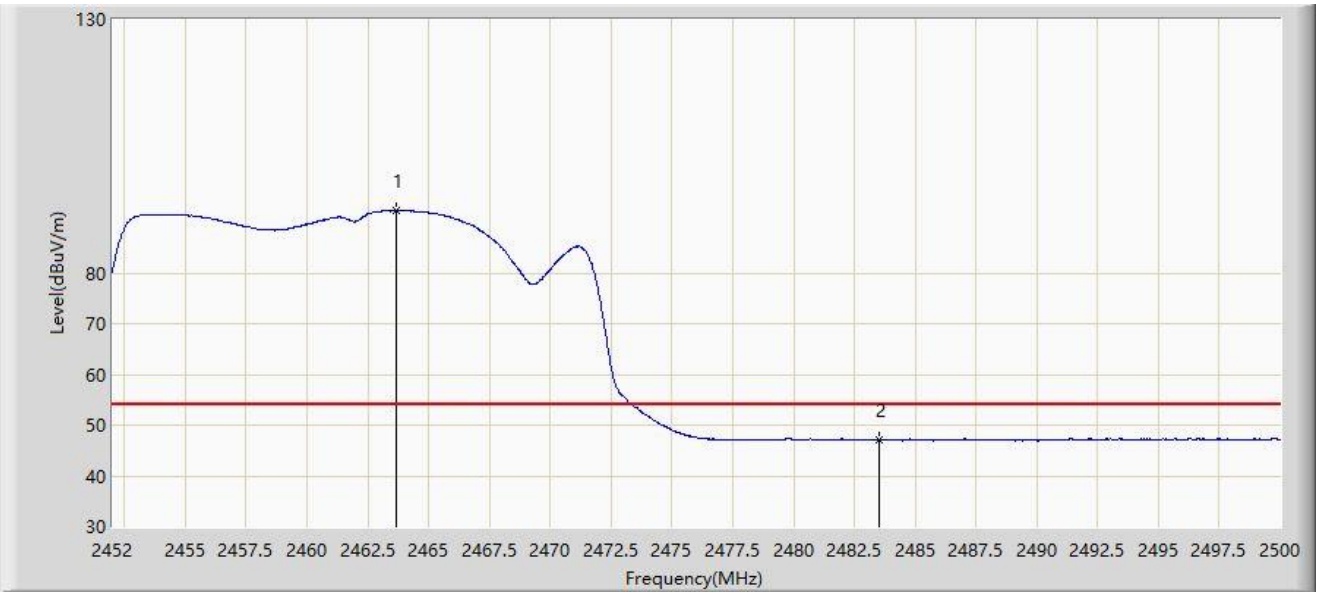

No	Mark	Frequency (MHz)	Measure Level (dBμV/m)	Reading Level (dBμV)	Margin (dB)	Limit (dBμV/m)	Factor (dB/m)	Type
1		2463.640	92.268	58.484	N/A	N/A	33.783	AV
2	*	2483.500	47.134	13.319	-6.866	54.000	33.815	AV

Note 1: " * ", means this data is the worst emission level.

Note 2: Measure Level (dBμV/m) = Reading Level (dBμV) + Factor (dB/m).

Note 3: Factor (dB/m) = Cable Loss (dB) + Antenna Factor (dB/m).

Site: SIP-AC2	Test Date: 2023-10-10
Limit: FCC_2.4G_RE(3m)	Engineer: Justin Guo
Probe: HF907_102862_1-18GHz	Polarity: Horizontal
EUT: Dragonfly Industrial Wireless Access Point	Power: By PoE
Test Mode: Transmit by 802.11ax-HE40 at 2422MHz	

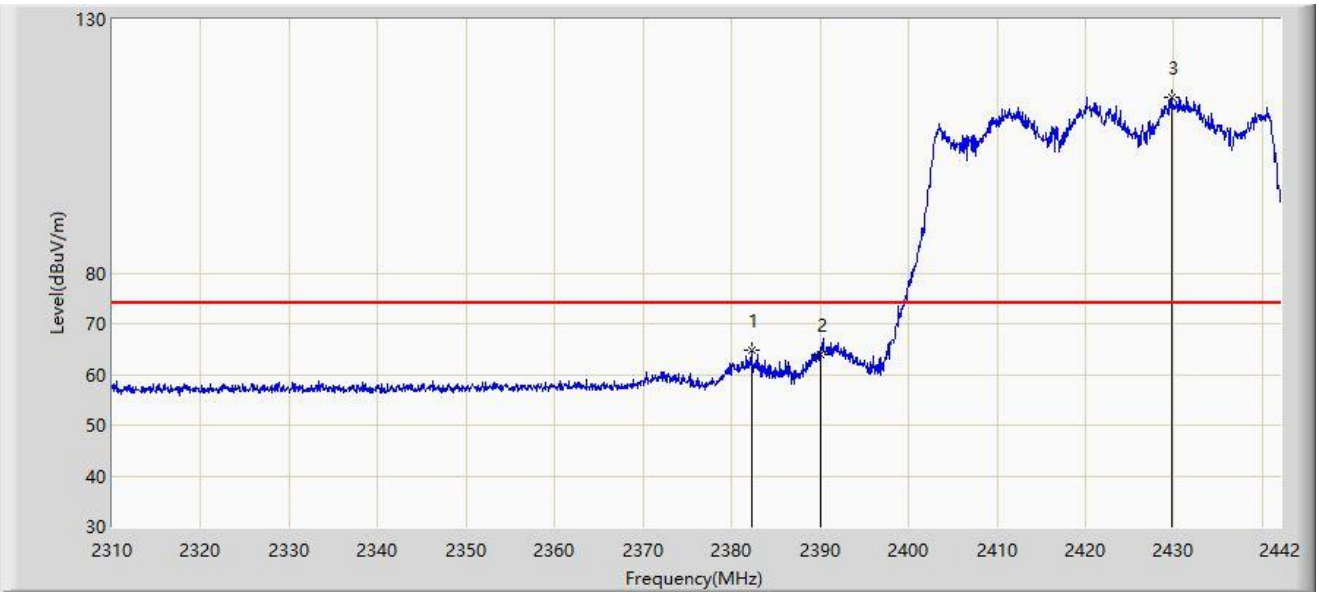

No	Mark	Frequency (MHz)	Measure Level (dBμV/m)	Reading Level (dBμV)	Margin (dB)	Limit (dBμV/m)	Factor (dB/m)	Type
1	*	2382.204	64.813	31.383	-9.187	74.000	33.431	PK
2		2390.000	63.901	30.474	-10.099	74.000	33.427	PK
3		2429.724	114.617	81.005	N/A	N/A	33.612	PK

Note 1: " * ", means this data is the worst emission level.

Note 2: Measure Level (dBμV/m) = Reading Level (dBμV) + Factor (dB/m).

Note 3: Factor (dB/m) = Cable Loss (dB) + Antenna Factor (dB/m).

Site: SIP-AC2	Test Date: 2023-10-10
Limit: FCC_2.4G_RE(3m)	Engineer: Justin Guo
Probe: HF907_102862_1-18GHz	Polarity: Horizontal
EUT: Dragonfly Industrial Wireless Access Point	Power: By PoE
Test Mode: Transmit by 802.11ax-HE40 at 2422MHz	

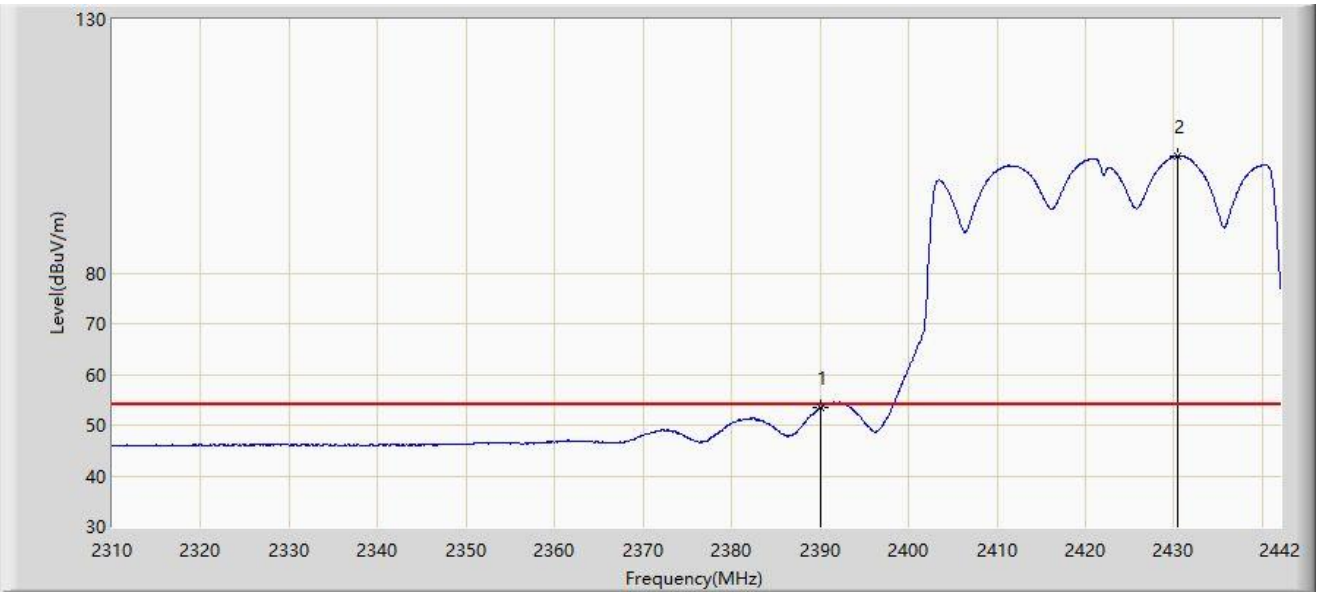

No	Mark	Frequency (MHz)	Measure Level (dBμV/m)	Reading Level (dBμV)	Margin (dB)	Limit (dBμV/m)	Factor (dB/m)	Type
1	*	2390.000	53.432	20.005	-0.568	54.000	33.427	AV
2		2430.450	103.016	69.399	N/A	N/A	33.617	AV

Note 1: " * ", means this data is the worst emission level.

Note 2: Measure Level (dBμV/m) = Reading Level (dBμV) + Factor (dB/m).

Note 3: Factor (dB/m) = Cable Loss (dB) + Antenna Factor (dB/m).

Site: SIP-AC2	Test Date: 2023-10-10
Limit: FCC_2.4G_RE(3m)	Engineer: Justin Guo
Probe: HF907_102862_1-18GHz	Polarity: Vertical
EUT: Dragonfly Industrial Wireless Access Point	Power: By PoE
Test Mode: Transmit by 802.11ax-HE40 at 2422MHz	

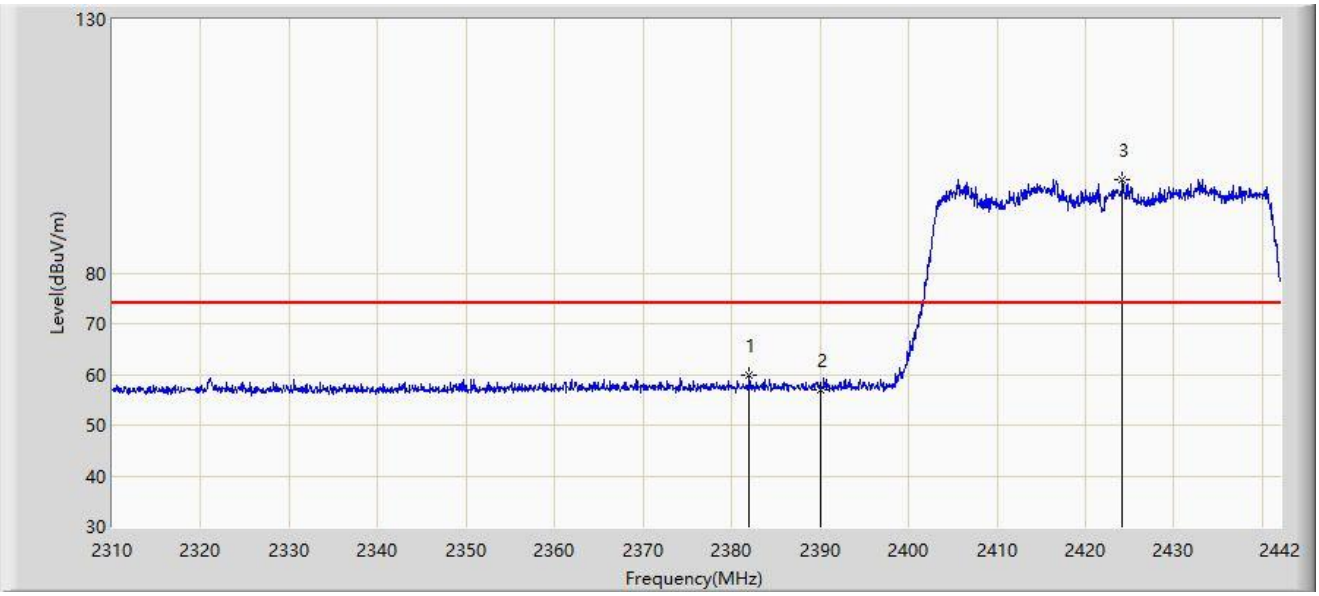

No	Mark	Frequency (MHz)	Measure Level (dBμV/m)	Reading Level (dBμV)	Margin (dB)	Limit (dBμV/m)	Factor (dB/m)	Type
1	*	2382.006	59.803	26.373	-14.197	74.000	33.430	PK
2		2390.000	57.081	23.654	-16.919	74.000	33.427	PK
3		2424.180	98.486	64.910	N/A	N/A	33.576	PK

Note 1: " * ", means this data is the worst emission level.

Note 2: Measure Level (dBμV/m) = Reading Level (dBμV) + Factor (dB/m).

Note 3: Factor (dB/m) = Cable Loss (dB) + Antenna Factor (dB/m).

Site: SIP-AC2	Test Date: 2023-10-10
Limit: FCC_2.4G_RE(3m)	Engineer: Justin Guo
Probe: HF907_102862_1-18GHz	Polarity: Vertical
EUT: Dragonfly Industrial Wireless Access Point	Power: By PoE
Test Mode: Transmit by 802.11ax-HE40 at 2422MHz	

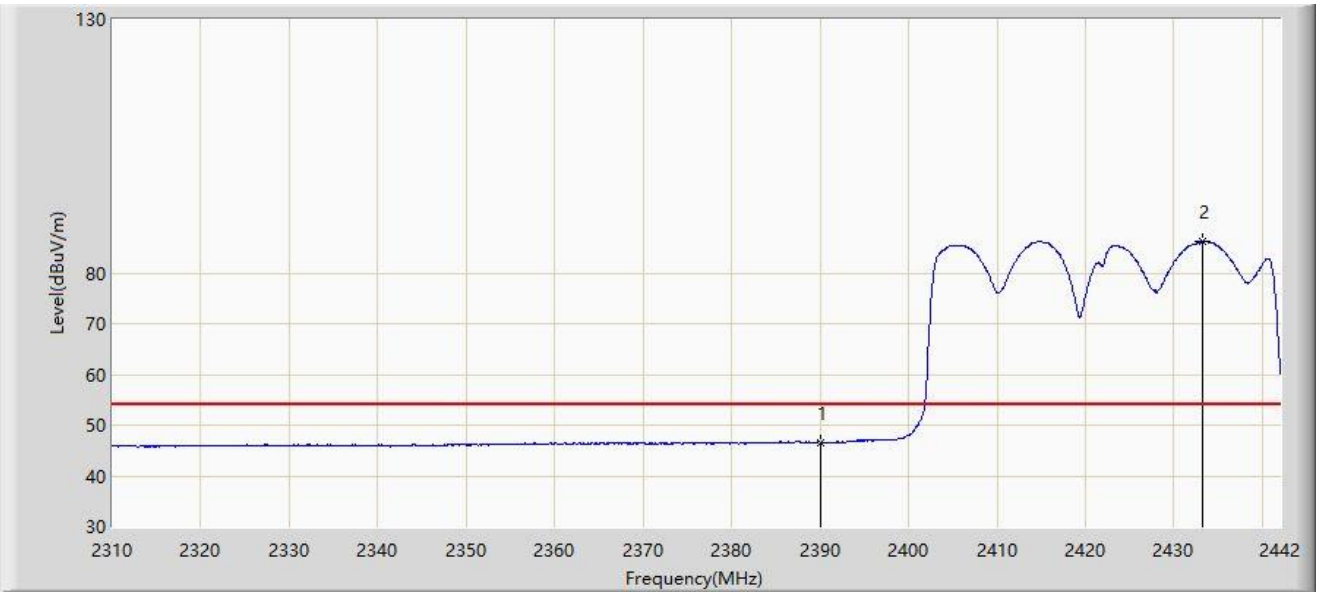

No	Mark	Frequency (MHz)	Measure Level (dBμV/m)	Reading Level (dBμV)	Margin (dB)	Limit (dBμV/m)	Factor (dB/m)	Type
1	*	2390.000	46.646	13.219	-7.354	54.000	33.427	AV
2		2433.288	86.212	52.577	N/A	N/A	33.635	AV

Note 1: " * ", means this data is the worst emission level.

Note 2: Measure Level (dBμV/m) = Reading Level (dBμV) + Factor (dB/m).

Note 3: Factor (dB/m) = Cable Loss (dB) + Antenna Factor (dB/m).

Site: SIP-AC2	Test Date: 2023-10-10
Limit: FCC_2.4G_RE(3m)	Engineer: Justin Guo
Probe: HF907_102862_1-18GHz	Polarity: Horizontal
EUT: Dragonfly Industrial Wireless Access Point	Power: By PoE
Test Mode: Transmit by 802.11ax-HE40 at 2452MHz	

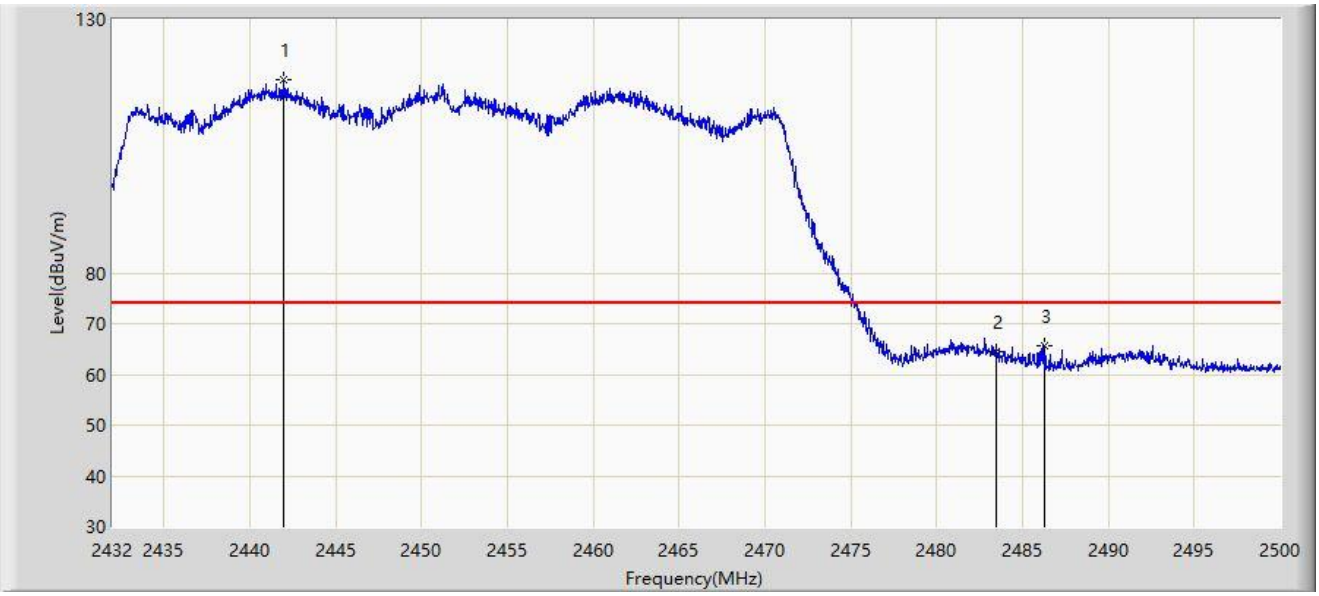

No	Mark	Frequency (MHz)	Measure Level (dBμV/m)	Reading Level (dBμV)	Margin (dB)	Limit (dBμV/m)	Factor (dB/m)	Type
1		2441.996	117.998	84.307	N/A	N/A	33.691	PK
2		2483.500	64.533	30.718	-9.467	74.000	33.815	PK
3	*	2486.298	65.678	31.841	-8.322	74.000	33.838	PK

Note 1: " * ", means this data is the worst emission level.

Note 2: Measure Level (dBμV/m) = Reading Level (dBμV) + Factor (dB/m).

Note 3: Factor (dB/m) = Cable Loss (dB) + Antenna Factor (dB/m).

Site: SIP-AC2	Test Date: 2023-10-10
Limit: FCC_2.4G_RE(3m)	Engineer: Justin Guo
Probe: HF907_102862_1-18GHz	Polarity: Horizontal
EUT: Dragonfly Industrial Wireless Access Point	Power: By PoE
Test Mode: Transmit by 802.11ax-HE40 at 2452MHz	

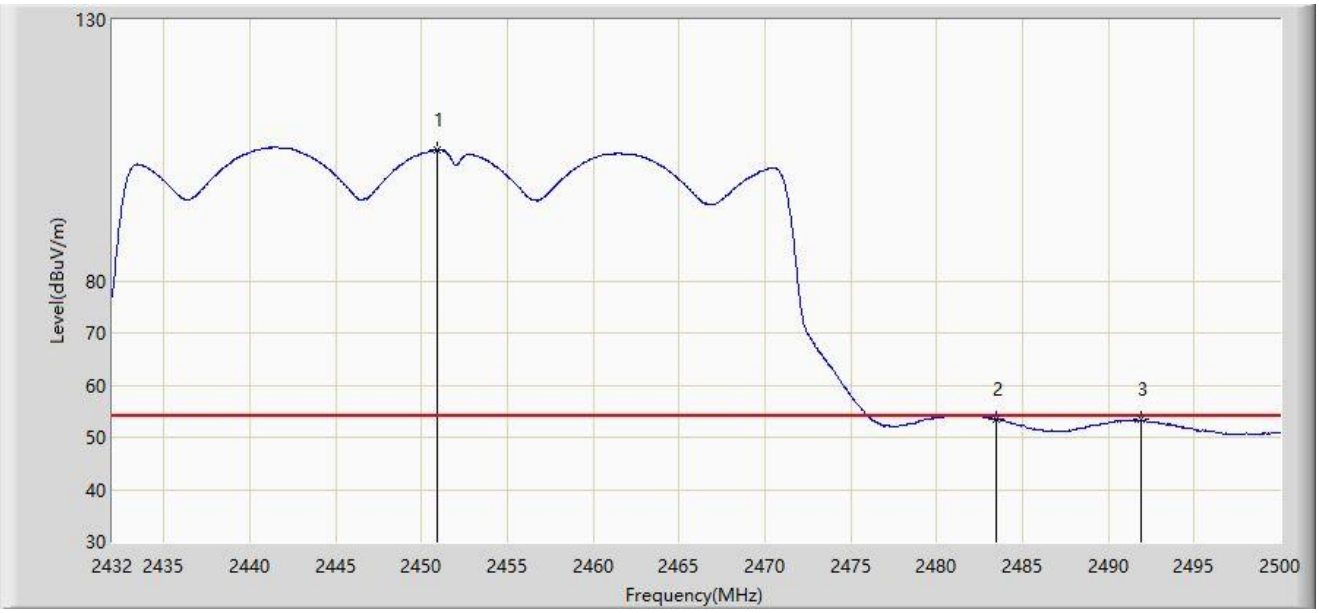

No	Mark	Frequency (MHz)	Measure Level (dBμV/m)	Reading Level (dBμV)	Margin (dB)	Limit (dBμV/m)	Factor (dB/m)	Type
1		2450.904	105.008	71.272	N/A	N/A	33.736	AV
2	*	2483.500	53.533	19.718	-0.467	54.000	33.815	AV
3		2491.908	53.384	19.502	-0.616	54.000	33.882	AV

Note 1: " * ", means this data is the worst emission level.

Note 2: Measure Level (dBμV/m) = Reading Level (dBμV) + Factor (dB/m).

Note 3: Factor (dB/m) = Cable Loss (dB) + Antenna Factor (dB/m).

Site: SIP-AC2	Test Date: 2023-10-10
Limit: FCC_2.4G_RE(3m)	Engineer: Justin Guo
Probe: HF907_102862_1-18GHz	Polarity: Vertical
EUT: Dragonfly Industrial Wireless Access Point	Power: By PoE
Test Mode: Transmit by 802.11ax-HE40 at 2452MHz	

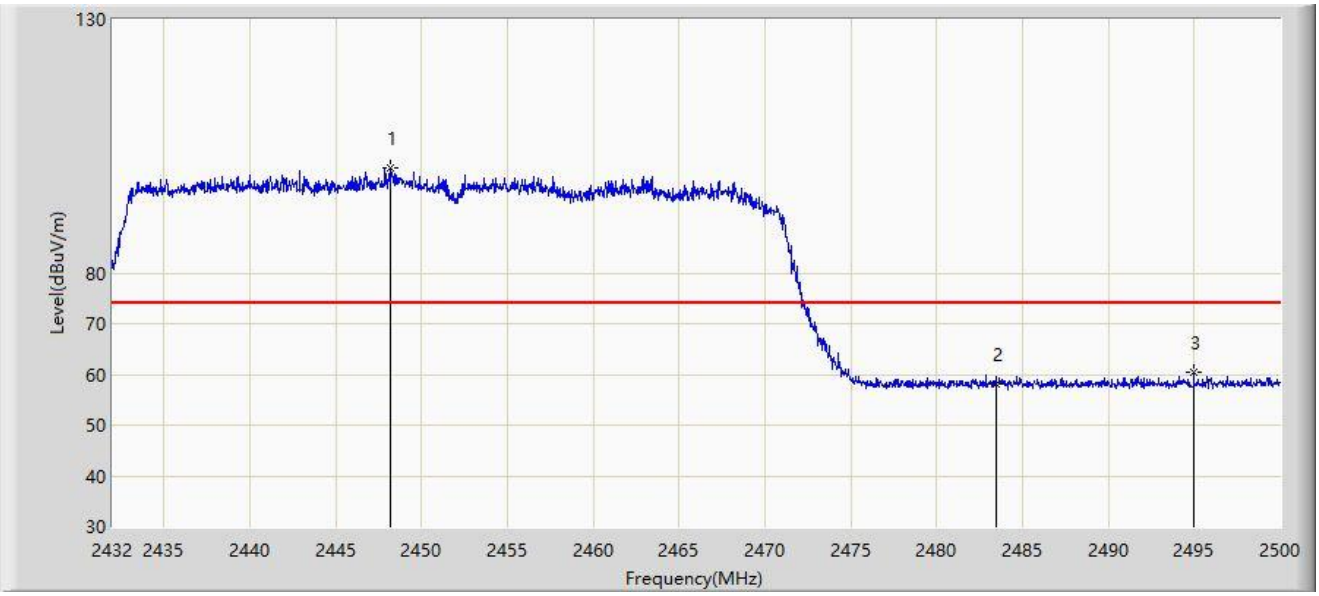

No	Mark	Frequency (MHz)	Measure Level (dBμV/m)	Reading Level (dBμV)	Margin (dB)	Limit (dBμV/m)	Factor (dB/m)	Type
1		2448.218	100.787	67.063	N/A	N/A	33.724	PK
2		2483.500	58.132	24.317	-15.868	74.000	33.815	PK
3	*	2494.968	60.529	26.622	-13.471	74.000	33.907	PK

Note 1: " * ", means this data is the worst emission level.

Note 2: Measure Level (dBμV/m) = Reading Level (dBμV) + Factor (dB/m).

Note 3: Factor (dB/m) = Cable Loss (dB) + Antenna Factor (dB/m).

Site: SIP-AC2	Test Date: 2023-10-10
Limit: FCC_2.4G_RE(3m)	Engineer: Justin Guo
Probe: HF907_102862_1-18GHz	Polarity: Vertical
EUT: Dragonfly Industrial Wireless Access Point	Power: By PoE
Test Mode: Transmit by 802.11ax-HE40 at 2452MHz	

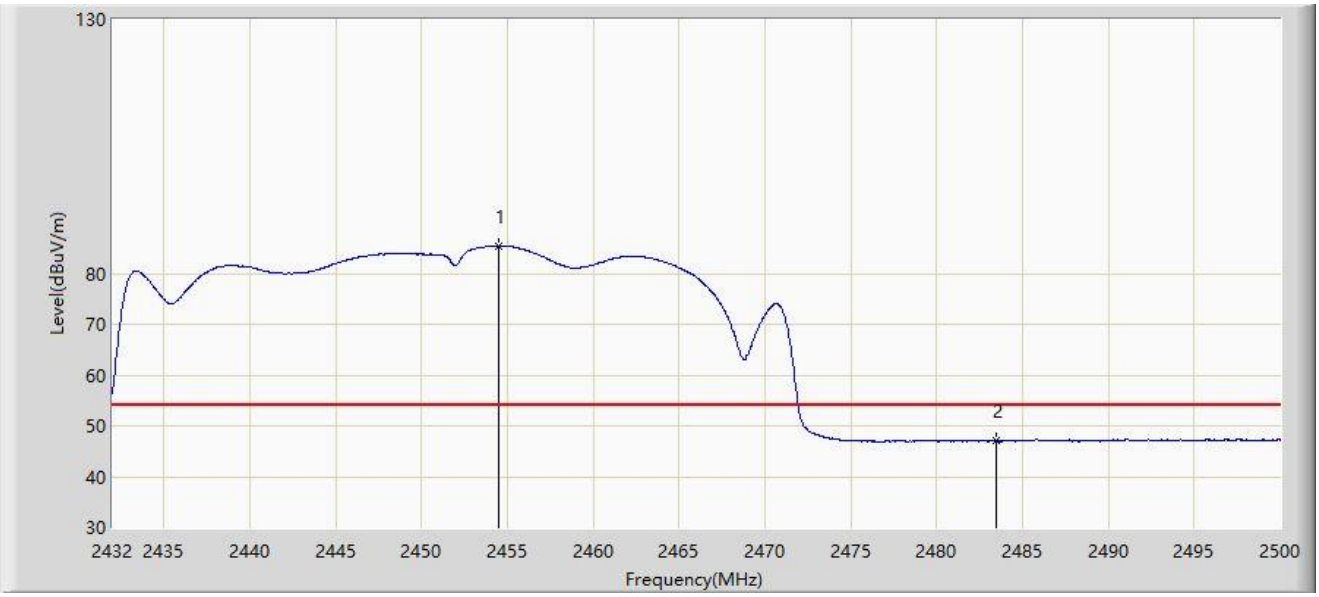

No	Mark	Frequency (MHz)	Measure Level (dBμV/m)	Reading Level (dBμV)	Margin (dB)	Limit (dBμV/m)	Factor (dB/m)	Type
1		2454.474	85.445	51.694	N/A	N/A	33.751	AV
2	*	2483.500	47.124	13.309	-6.876	54.000	33.815	AV

Note 1: " * ", means this data is the worst emission level.

Note 2: Measure Level (dBμV/m) = Reading Level (dBμV) + Factor (dB/m).

Note 3: Factor (dB/m) = Cable Loss (dB) + Antenna Factor (dB/m).

A.8 AC Conducted Emissions Test Result

Site: SIP-SR2	Test Date: 2023-11-02
Temperature: 24.2°C	Humidity: 60.4%
Limit: FCC_Part15.107_CE_AC Power_Class B	Engineer: Mark Long
Probe: SIP-SR2-ENV216_101684_C	Polarity: Line
EUT: Dragonfly Industrial Wireless Access Point	Power: By PoE
Test Mode: Transmit by 802.11b at channel 2412MHz	

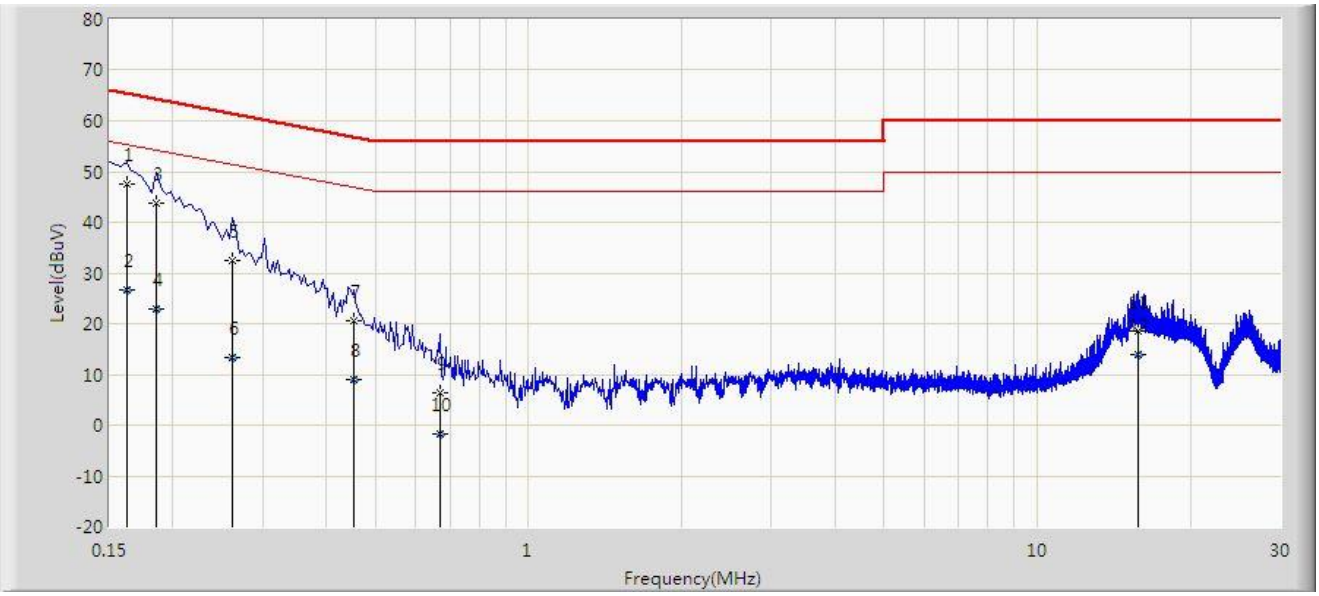

No	Mark	Frequency (MHz)	Measure Level (dBμV)	Reading Level (dBμV)	Margin (dB)	Limit (dBμV)	Factor (dB)	Type
1	*	0.162	47.645	37.707	-17.716	65.361	9.938	QP
2		0.162	26.693	16.755	-28.668	55.361	9.938	AV
3		0.186	43.639	33.594	-20.575	64.213	10.045	QP
4		0.186	22.903	12.858	-31.310	54.213	10.045	AV
5		0.262	32.518	22.707	-28.849	61.368	9.811	QP
6		0.262	13.268	3.456	-38.100	51.368	9.811	AV
7		0.454	20.467	10.737	-36.335	56.802	9.730	QP
8		0.454	8.860	-0.870	-37.941	46.802	9.730	AV
9		0.670	6.460	-3.287	-49.540	56.000	9.747	QP
10		0.670	-1.870	-11.617	-47.870	46.000	9.747	AV
11		15.766	18.462	8.193	-41.538	60.000	10.269	QP
12		15.766	13.943	3.674	-36.057	50.000	10.269	AV

Note 1: " * ", means this data is the worst emission level.

Note 2: Measure Level (dBμV) = Reading Level (dBμV) + Factor (dB).

Note 3: Factor (dB) = Cable Loss (dB) + LISN Factor (dB).

Site: SIP-SR2	Test Date: 2023-11-02
Temperature: 24.2°C	Humidity: 60.4%
Limit: FCC_Part15.107_CE_AC Power_Class B	Engineer: Mark Long
Probe: SIP-SR2-ENV216_101684_C	Polarity: Neutral
EUT: Dragonfly Industrial Wireless Access Point	Power: By PoE
Test Mode: Transmit by 802.11b at channel 2412MHz	

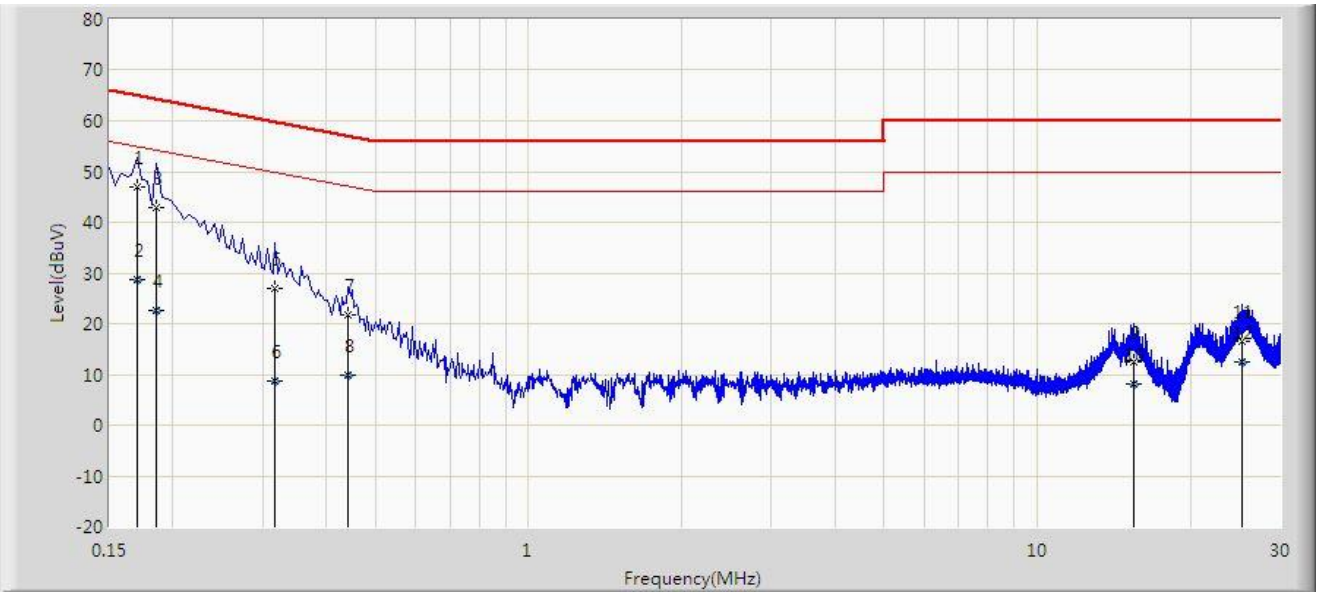

No	Mark	Frequency (MHz)	Measure Level (dBμV)	Reading Level (dBμV)	Margin (dB)	Limit (dBμV)	Factor (dB)	Type
1	*	0.170	46.889	37.249	-18.071	64.960	9.640	QP
2		0.170	28.831	19.191	-26.129	54.960	9.640	AV
3		0.186	42.936	33.288	-21.277	64.213	9.648	QP
4		0.186	22.504	12.856	-31.710	54.213	9.648	AV
5		0.318	27.064	17.358	-32.695	59.759	9.706	QP
6		0.318	8.713	-0.993	-41.045	49.759	9.706	AV
7		0.442	21.836	12.126	-35.188	57.024	9.710	QP
8		0.442	9.783	0.073	-37.241	47.024	9.710	AV
9		15.506	12.449	2.223	-47.551	60.000	10.226	QP
10		15.506	8.067	-2.159	-41.933	50.000	10.226	AV
11		25.314	16.562	6.134	-43.438	60.000	10.428	QP
12		25.314	12.417	1.989	-37.583	50.000	10.428	AV

Note 1: " * ", means this data is the worst emission level.

Note 2: Measure Level (dBμV) = Reading Level (dBμV) + Factor (dB).

Note 3: Factor (dB) = Cable Loss (dB) + LISN Factor (dB).

Appendix B – Test Setup Photograph

Refer to “2310RSU003-UT” file.

Appendix C – EUT Photograph

Refer to “2310RSU003-UE” file.

The End