Site: SIP-AC3	Test Date: 2023-10-21
Limit: FCC_5.8G_RE(3m)	Engineer: Mero Zhou
Probe: HF907_102861_1-18GHz	Polarity: Vertical
EUT: Dragonfly Industrial Wireless Access Point	Power: By PoE
Test Mode: Transmit by 802.11ax-HE40 at 5795MHz	

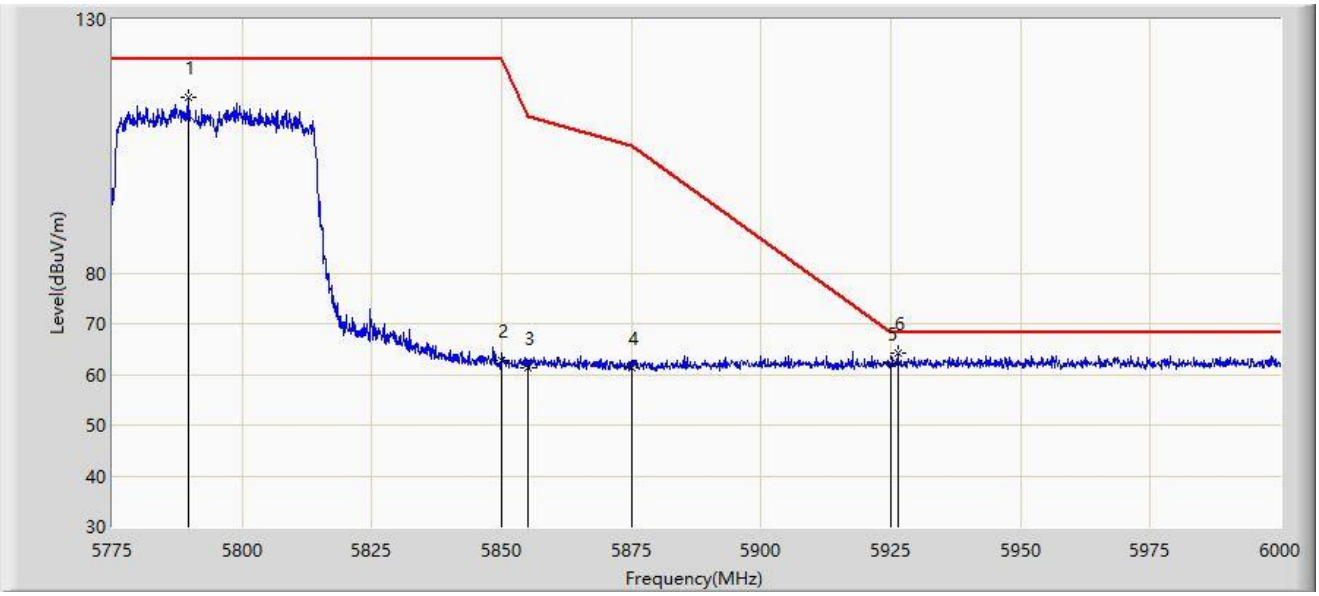

No	Mark	Frequency (MHz)	Measure Level (dBμV/m)	Reading Level (dBμV)	Margin (dB)	Limit (dBμV/m)	Factor (dB/m)	Type
1		5789.625	114.753	122.173	N/A	N/A	-7.420	PK
2		5850.000	62.621	69.858	-59.579	122.200	-7.237	PK
3		5855.000	61.434	68.652	-49.366	110.800	-7.217	PK
4		5875.000	61.353	68.705	-43.847	105.200	-7.352	PK
5		5925.000	62.063	69.189	-6.137	68.200	-7.126	PK
6	*	5926.312	64.175	71.295	-4.025	68.200	-7.120	PK

Note 1: " * ", means this data is the worst emission level.

Note 2: Measure Level (dBμV/m) = Reading Level (dBμV) + Factor (dB/m).

Note 3: Factor (dB/m) = Cable Loss (dB) + Antenna Factor (dB/m) - Pre_Amplifier Gain (dB).

Site: SIP-AC2	Test Date: 2023-10-20
Limit: FCC_5G_RE(3m)	Engineer: Mero Zhou
Probe: HF907_102861_1-18GHz	Polarity: Horizontal
EUT: Dragonfly Industrial Wireless Access Point	Power: By PoE
Test Mode: Transmit by 802.11ax-HE80 at 5210MHz	

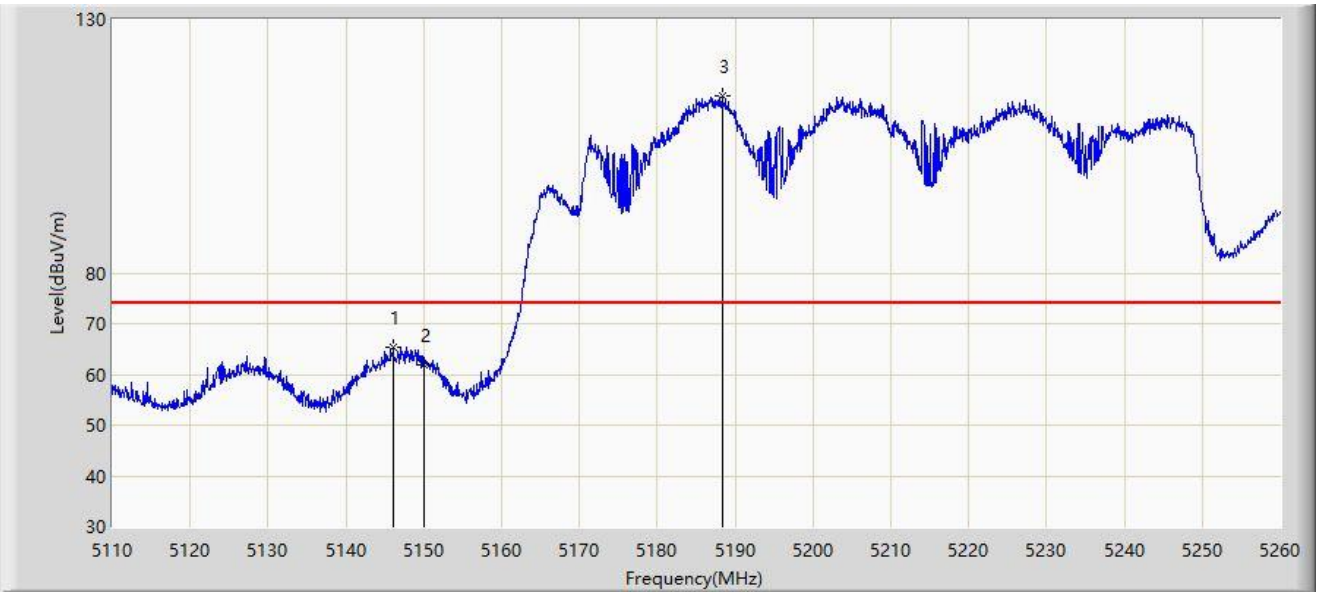

No	Mark	Frequency (MHz)	Measure Level (dBµV/m)	Reading Level (dBµV)	Margin (dB)	Limit (dBµV/m)	Factor (dB/m)	Type
1	*	5146.075	65.302	64.076	-8.698	74.000	1.226	PK
2		5150.000	62.004	60.075	-11.996	74.000	1.929	PK
3		5188.300	114.855	71.477	N/A	N/A	43.378	PK

Note 1: " * ", means this data is the worst emission level.

Note 2: Measure Level (dBµV/m) = Reading Level (dBµV) + Factor (dB/m).

Note 3: Factor (dB/m) = Cable Loss (dB) + Antenna Factor (dB/m) - Pre_Amplifier Gain (dB).

Site: SIP-AC2	Test Date: 2023-10-20
Limit: FCC_5G_RE(3m)	Engineer: Mero Zhou
Probe: HF907_102861_1-18GHz	Polarity: Horizontal
EUT: Dragonfly Industrial Wireless Access Point	Power: By PoE
Test Mode: Transmit by 802.11ax-HE80 at 5210MHz	

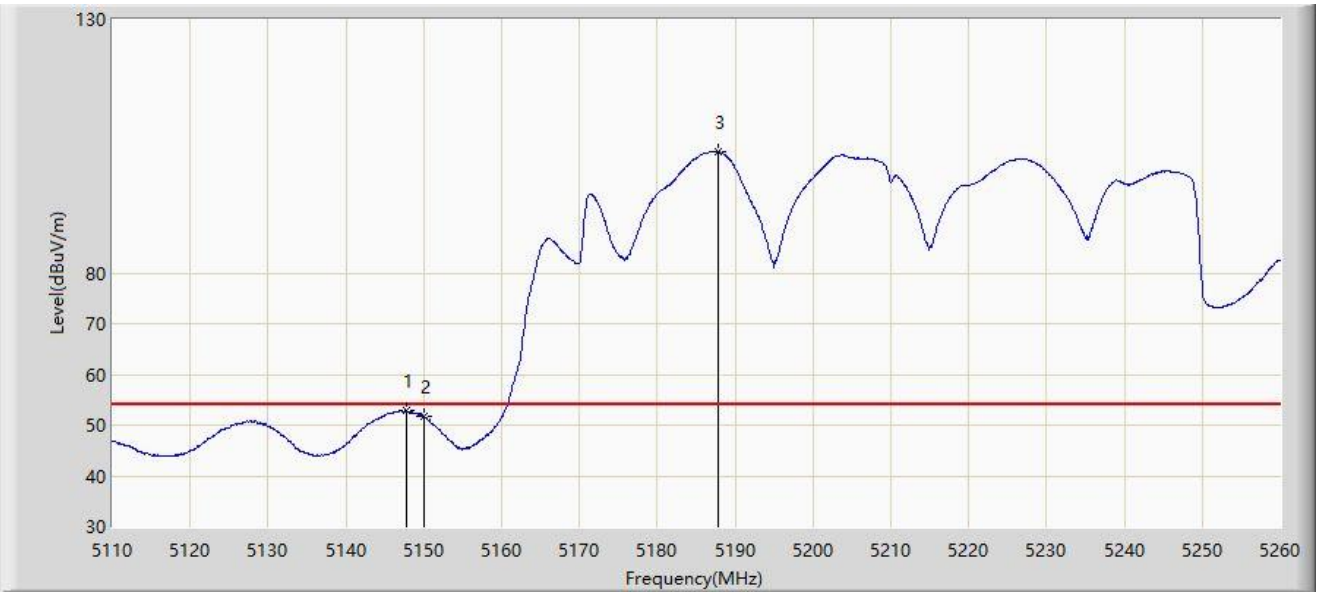

No	Mark	Frequency (MHz)	Measure Level (dBμV/m)	Reading Level (dBμV)	Margin (dB)	Limit (dBμV/m)	Factor (dB/m)	Type
1	*	5147.725	52.928	51.409	-1.072	54.000	1.519	AV
2		5150.000	51.679	49.750	-2.321	54.000	1.929	AV
3		5187.850	103.823	61.173	N/A	N/A	42.650	AV

Note 1: " * ", means this data is the worst emission level.

Note 2: Measure Level (dBμV/m) = Reading Level (dBμV) + Factor (dB/m).

Note 3: Factor (dB/m) = Cable Loss (dB) + Antenna Factor (dB/m) - Pre_Amplifier Gain (dB).

Site: SIP-AC2	Test Date: 2023-10-20
Limit: FCC_5G_RE(3m)	Engineer: Mero Zhou
Probe: HF907_102861_1-18GHz	Polarity: Vertical
EUT: Dragonfly Industrial Wireless Access Point	Power: By PoE
Test Mode: Transmit by 802.11ax-HE80 at 5210MHz	

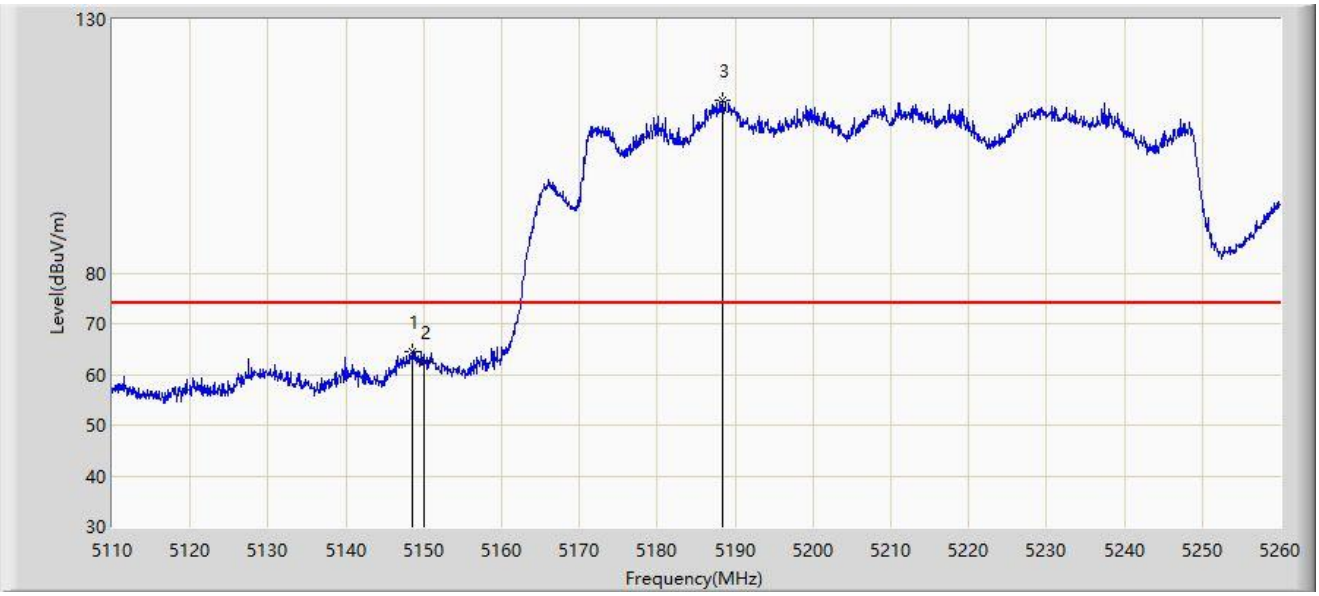

No	Mark	Frequency (MHz)	Measure Level (dBμV/m)	Reading Level (dBμV)	Margin (dB)	Limit (dBμV/m)	Factor (dB/m)	Type
1	*	5148.475	64.609	62.975	-9.391	74.000	1.634	PK
2		5150.000	62.354	60.425	-11.646	74.000	1.929	PK
3		5188.450	114.202	70.581	N/A	N/A	43.621	PK

Note 1: " * ", means this data is the worst emission level.

Note 2: Measure Level (dBμV/m) = Reading Level (dBμV) + Factor (dB/m).

Note 3: Factor (dB/m) = Cable Loss (dB) + Antenna Factor (dB/m) - Pre_Amplifier Gain (dB).

Site: SIP-AC2	Test Date: 2023-10-20
Limit: FCC_5G_RE(3m)	Engineer: Mero Zhou
Probe: HF907_102861_1-18GHz	Polarity: Vertical
EUT: Dragonfly Industrial Wireless Access Point	Power: By PoE
Test Mode: Transmit by 802.11ax-HE80 at 5210MHz	

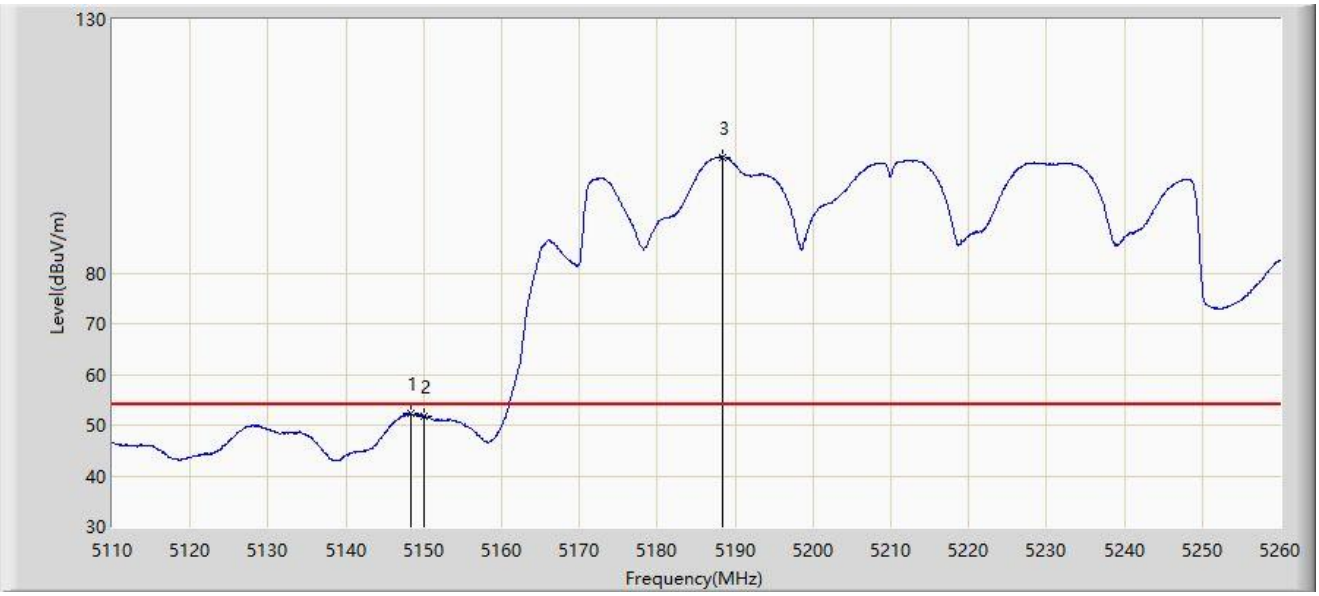

No	Mark	Frequency (MHz)	Measure Level (dBμV/m)	Reading Level (dBμV)	Margin (dB)	Limit (dBμV/m)	Factor (dB/m)	Type
1	*	5148.400	52.210	50.589	-1.790	54.000	1.620	AV
2		5150.000	51.753	49.824	-2.247	54.000	1.929	AV
3		5188.300	102.888	59.510	N/A	N/A	43.378	AV

Note 1: " * ", means this data is the worst emission level.

Note 2: Measure Level (dBμV/m) = Reading Level (dBμV) + Factor (dB/m).

Note 3: Factor (dB/m) = Cable Loss (dB) + Antenna Factor (dB/m) - Pre_Amplifier Gain (dB).

Site: SIP-AC2	Test Date: 2023-10-20
Limit: FCC_5G_RE(3m)	Engineer: Mero Zhou
Probe: HF907_102861_1-18GHz	Polarity: Horizontal
EUT: Dragonfly Industrial Wireless Access Point	Power: By PoE
Test Mode: Transmit by 802.11ax-HE80 at 5290MHz	

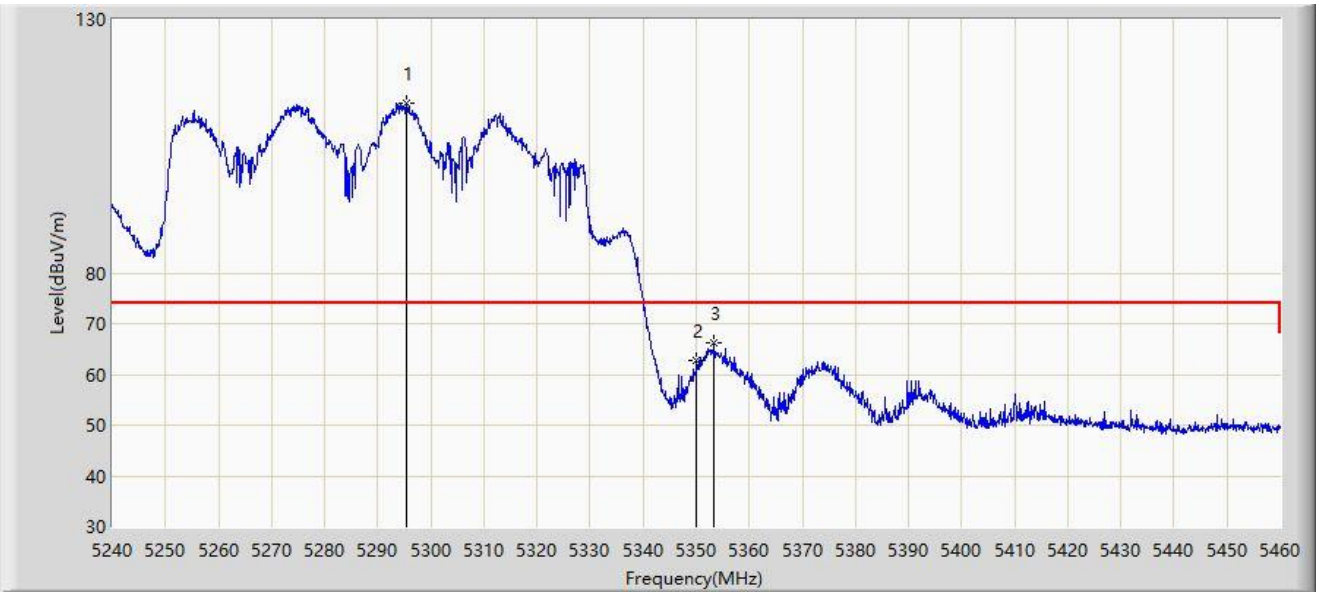

No	Mark	Frequency (MHz)	Measure Level (dBμV/m)	Reading Level (dBμV)	Margin (dB)	Limit (dBμV/m)	Factor (dB/m)	Type
1		5295.550	113.400	67.317	N/A	N/A	46.082	PK
2		5350.000	62.672	58.568	-11.328	74.000	4.104	PK
3	*	5353.410	66.284	63.295	-7.716	74.000	2.990	PK

Note 1: " * ", means this data is the worst emission level.

Note 2: Measure Level (dBμV/m) = Reading Level (dBμV) + Factor (dB/m).

Note 3: Factor (dB/m) = Cable Loss (dB) + Antenna Factor (dB/m) - Pre_Amplifier Gain (dB).

Site: SIP-AC2	Test Date: 2023-10-20
Limit: FCC_5G_RE(3m)	Engineer: Mero Zhou
Probe: HF907_102861_1-18GHz	Polarity: Horizontal
EUT: Dragonfly Industrial Wireless Access Point	Power: By PoE
Test Mode: Transmit by 802.11ax-HE80 at 5290MHz	

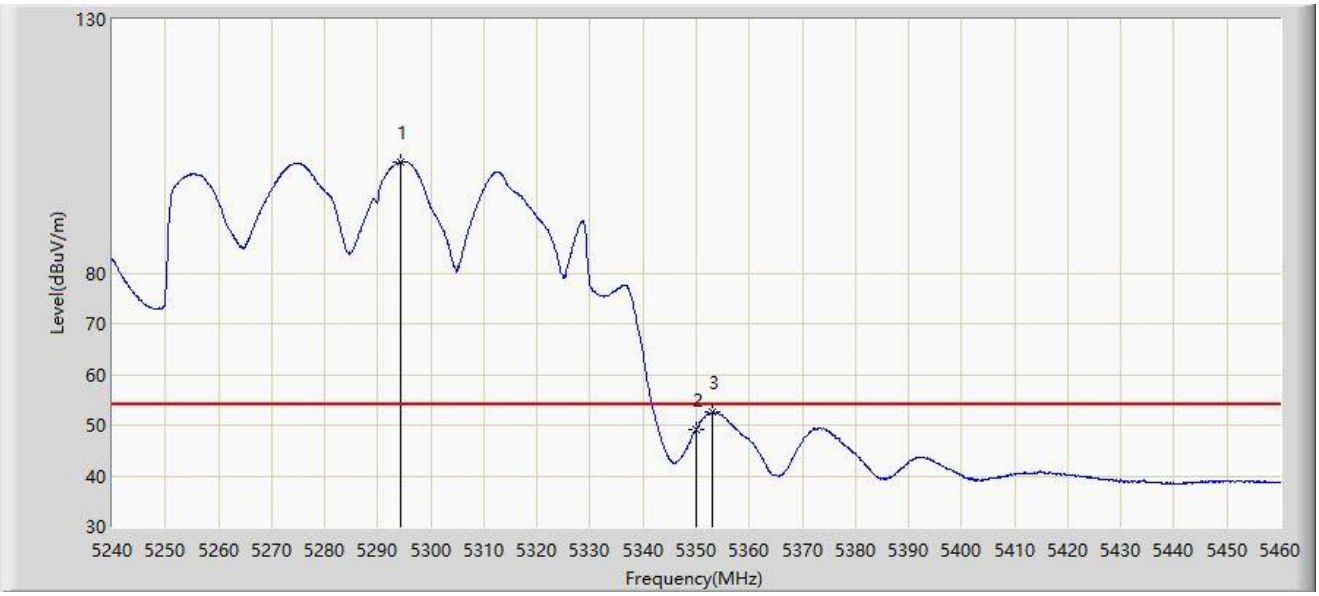

No	Mark	Frequency (MHz)	Measure Level (dBµV/m)	Reading Level (dBµV)	Margin (dB)	Limit (dBµV/m)	Factor (dB/m)	Type
1		5294.340	101.998	57.466	N/A	N/A	44.532	AV
2		5350.000	49.223	45.119	-4.777	54.000	4.104	AV
3	*	5353.080	52.579	49.501	-1.421	54.000	3.077	AV

Note 1: " * ", means this data is the worst emission level.

Note 2: Measure Level (dBµV/m) = Reading Level (dBµV) + Factor (dB/m).

Note 3: Factor (dB/m) = Cable Loss (dB) + Antenna Factor (dB/m) - Pre_Amplifier Gain (dB).

Site: SIP-AC2	Test Date: 2023-10-20
Limit: FCC_5G_RE(3m)	Engineer: Mero Zhou
Probe: HF907_102861_1-18GHz	Polarity: Vertical
EUT: Dragonfly Industrial Wireless Access Point	Power: By PoE
Test Mode: Transmit by 802.11ax-HE80 at 5290MHz	

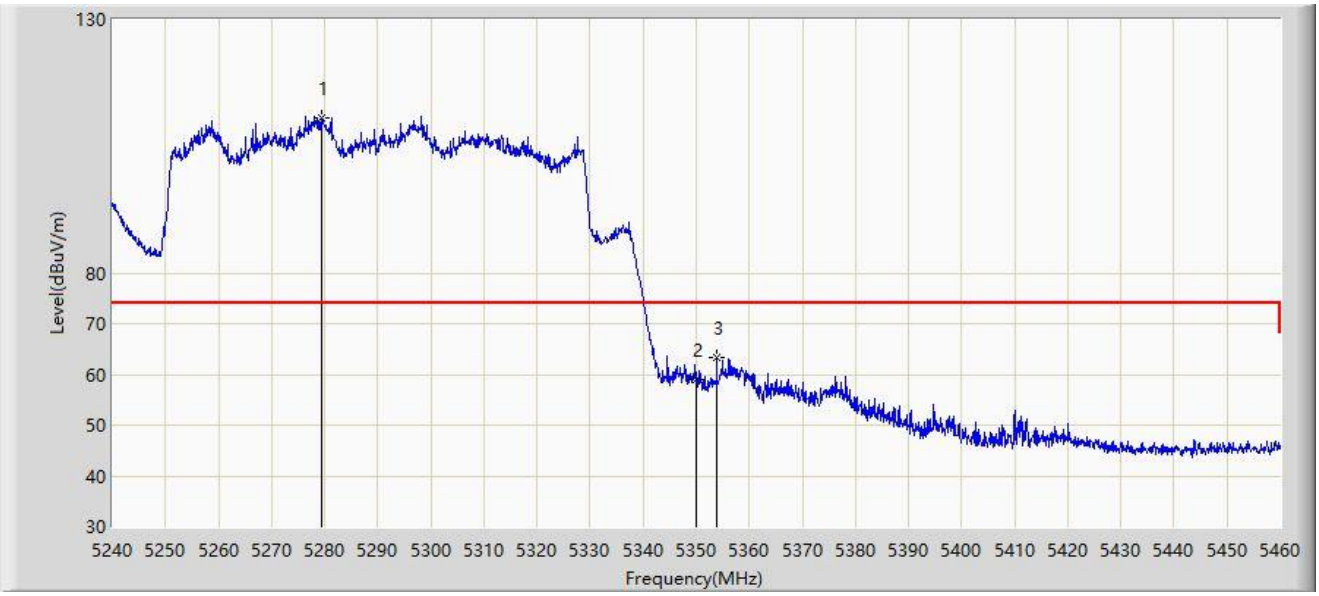

No	Mark	Frequency (MHz)	Measure Level (dBμV/m)	Reading Level (dBμV)	Margin (dB)	Limit (dBμV/m)	Factor (dB/m)	Type
1		5279.380	110.594	60.605	N/A	N/A	49.989	PK
2		5350.000	59.089	54.985	-14.911	74.000	4.104	PK
3	*	5353.850	63.309	60.430	-10.691	74.000	2.879	PK

Note 1: " * ", means this data is the worst emission level.

Note 2: Measure Level (dBμV/m) = Reading Level (dBμV) + Factor (dB/m).

Note 3: Factor (dB/m) = Cable Loss (dB) + Antenna Factor (dB/m) - Pre_Amplifier Gain (dB).

Site: SIP-AC2	Test Date: 2023-10-20
Limit: FCC_5G_RE(3m)	Engineer: Mero Zhou
Probe: HF907_102861_1-18GHz	Polarity: Vertical
EUT: Dragonfly Industrial Wireless Access Point	Power: By PoE
Test Mode: Transmit by 802.11ax-HE80 at 5290MHz	

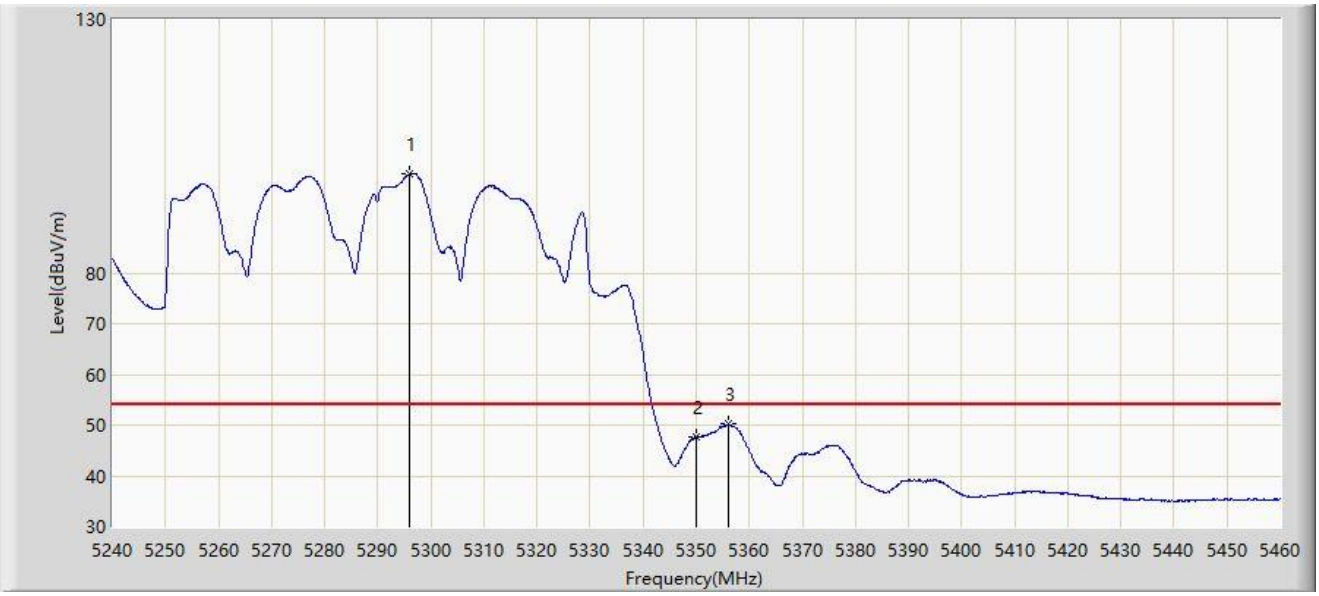

No	Mark	Frequency (MHz)	Measure Level (dBμV/m)	Reading Level (dBμV)	Margin (dB)	Limit (dBμV/m)	Factor (dB/m)	Type
1		5295.990	99.442	52.698	N/A	N/A	46.745	AV
2		5350.000	47.571	43.467	-6.429	54.000	4.104	AV
3	*	5356.160	50.228	47.816	-3.772	54.000	2.413	AV

Note 1: " * ", means this data is the worst emission level.

Note 2: Measure Level (dBμV/m) = Reading Level (dBμV) + Factor (dB/m).

Note 3: Factor (dB/m) = Cable Loss (dB) + Antenna Factor (dB/m) - Pre_Amplifier Gain (dB).

Site: SIP-AC3	Test Date: 2023-10-21
Limit: FCC_5G_RE(3m)	Engineer: Mero Zhou
Probe: HF907_102861_1-18GHz	Polarity: Horizontal
EUT: Dragonfly Industrial Wireless Access Point	Power: By PoE
Test Mode: Transmit by 802.11ax-HE80 at 5530MHz	

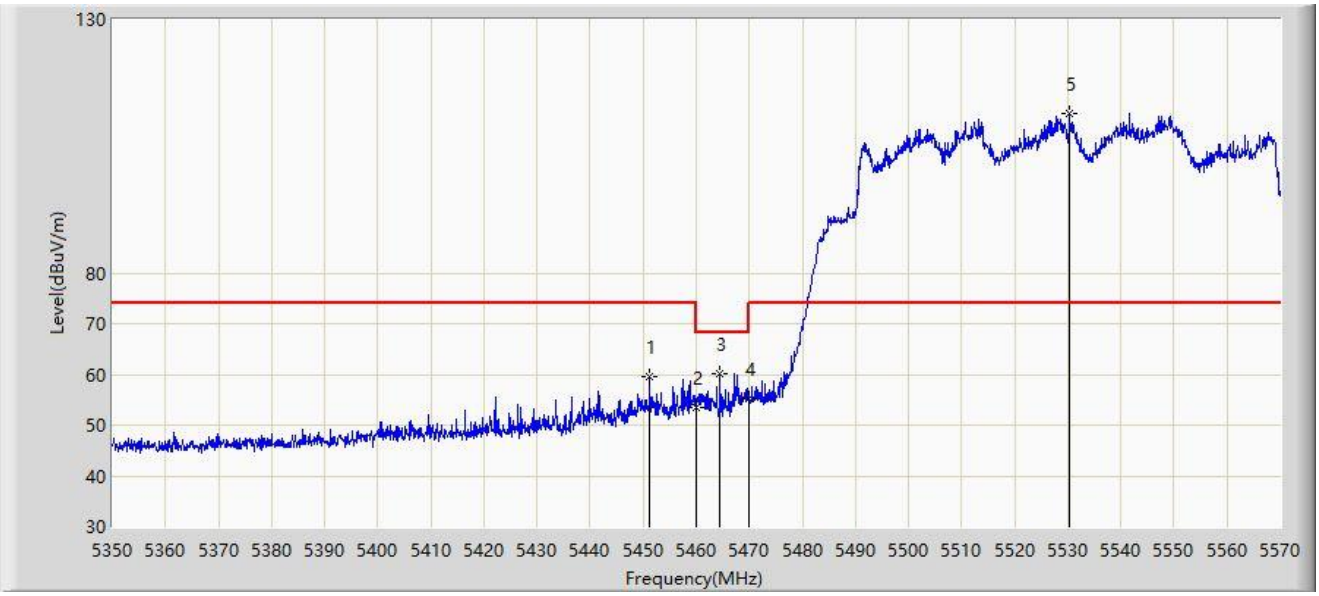

No	Mark	Frequency (MHz)	Measure Level (dBµV/m)	Reading Level (dBµV)	Margin (dB)	Limit (dBµV/m)	Factor (dB/m)	Type
1		5451.200	59.568	63.456	-14.432	74.000	-3.888	PK
2		5460.000	53.543	56.886	-14.657	68.200	-3.343	PK
3	*	5464.510	60.192	63.132	-8.008	68.200	-2.939	PK
4		5470.000	55.172	56.782	-13.028	68.200	-1.610	PK
5		5530.400	111.380	62.729	N/A	N/A	48.651	PK

Note 1: " * ", means this data is the worst emission level.

Note 2: Measure Level (dBµV/m) = Reading Level (dBµV) + Factor (dB/m).

Note 3: Factor (dB/m) = Cable Loss (dB) + Antenna Factor (dB/m) - Pre_Amplifier Gain (dB).

Site: SIP-AC3	Test Date: 2023-10-21
Limit: FCC_5G_RE(3m)	Engineer: Mero Zhou
Probe: HF907_102861_1-18GHz	Polarity: Horizontal
EUT: Dragonfly Industrial Wireless Access Point	Power: By PoE
Test Mode: Transmit by 802.11ax-HE80 at 5530MHz	

No	Mark	Frequency (MHz)	Measure Level (dBµV/m)	Reading Level (dBµV)	Margin (dB)	Limit (dBµV/m)	Factor (dB/m)	Type
1	*	5460.000	44.850	48.193	-9.150	54.000	-3.343	AV
2		5538.760	97.702	58.294	N/A	N/A	39.407	AV

Note 1: " * ", means this data is the worst emission level.

Note 2: Measure Level (dBµV/m) = Reading Level (dBµV) + Factor (dB/m).

Note 3: Factor (dB/m) = Cable Loss (dB) + Antenna Factor (dB/m) - Pre_Amplifier Gain (dB).

Site: SIP-AC3	Test Date: 2023-10-21
Limit: FCC_5G_RE(3m)	Engineer: Mero Zhou
Probe: HF907_102861_1-18GHz	Polarity: Vertical
EUT: Dragonfly Industrial Wireless Access Point	Power: By PoE
Test Mode: Transmit by 802.11ax-HE80 at 5530MHz	

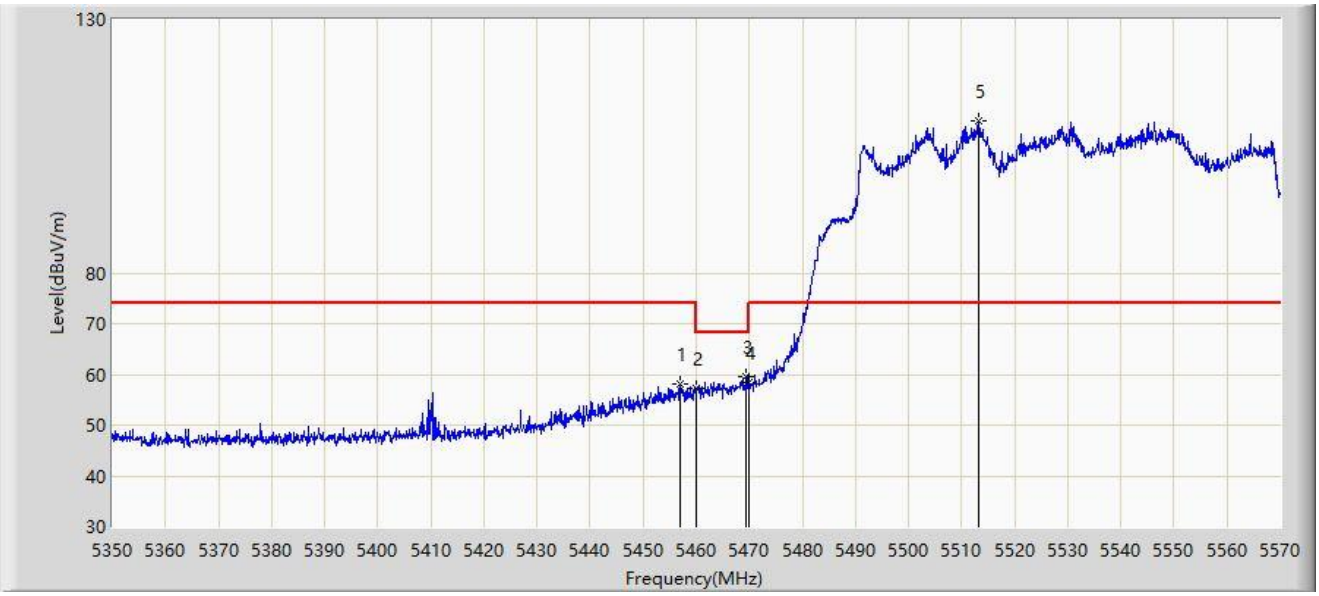

No	Mark	Frequency (MHz)	Measure Level (dBµV/m)	Reading Level (dBµV)	Margin (dB)	Limit (dBµV/m)	Factor (dB/m)	Type
1		5457.030	58.225	61.800	-15.775	74.000	-3.575	PK
2		5460.000	57.229	60.572	-10.971	68.200	-3.343	PK
3	*	5469.350	59.520	61.320	-8.680	68.200	-1.800	PK
4		5470.000	58.415	60.025	-9.785	68.200	-1.610	PK
5		5513.130	110.089	68.421	N/A	N/A	41.668	PK

Note 1: " * ", means this data is the worst emission level.

Note 2: Measure Level (dBµV/m) = Reading Level (dBµV) + Factor (dB/m).

Note 3: Factor (dB/m) = Cable Loss (dB) + Antenna Factor (dB/m) - Pre_Amplifier Gain (dB).

Site: SIP-AC3	Test Date: 2023-10-21
Limit: FCC_5G_RE(3m)	Engineer: Mero Zhou
Probe: HF907_102861_1-18GHz	Polarity: Vertical
EUT: Dragonfly Industrial Wireless Access Point	Power: By PoE
Test Mode: Transmit by 802.11ax-HE80 at 5530MHz	

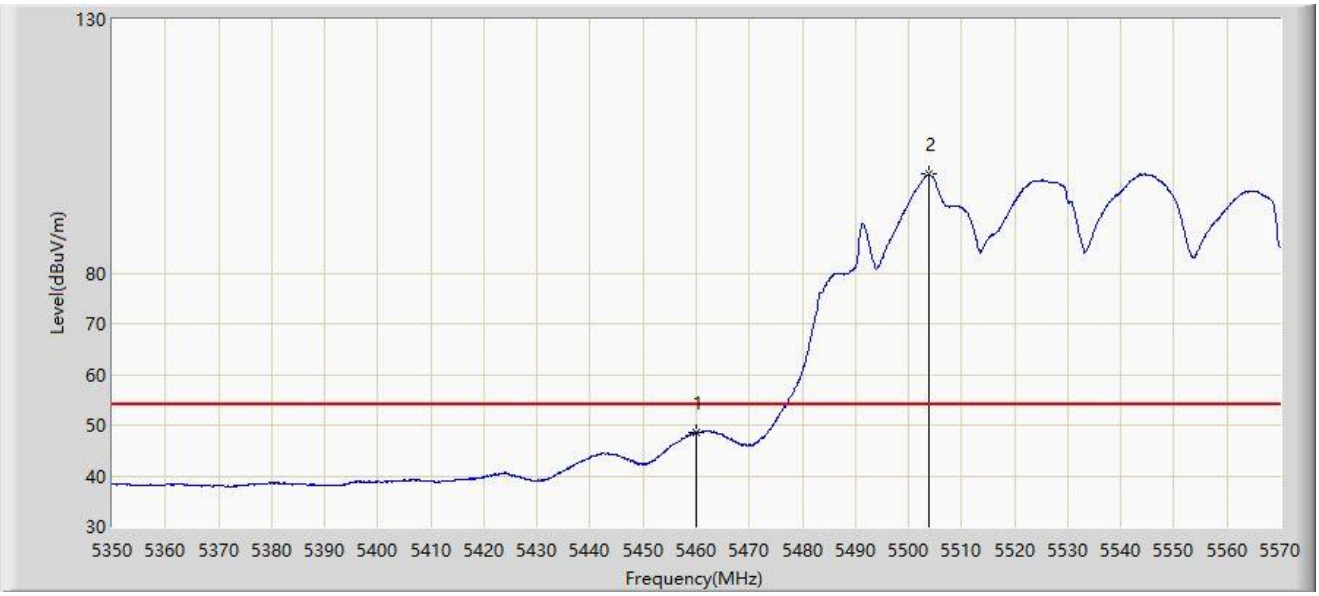

No	Mark	Frequency (MHz)	Measure Level (dBµV/m)	Reading Level (dBµV)	Margin (dB)	Limit (dBµV/m)	Factor (dB/m)	Type
1	*	5460.000	48.511	51.854	-5.489	54.000	-3.343	AV
2		5503.780	99.431	56.028	N/A	N/A	43.403	AV

Note 1: " * ", means this data is the worst emission level.

Note 2: Measure Level (dBµV/m) = Reading Level (dBµV) + Factor (dB/m).

Note 3: Factor (dB/m) = Cable Loss (dB) + Antenna Factor (dB/m) - Pre_Amplifier Gain (dB).

Site: SIP-AC3	Test Date: 2023-10-21
Limit: FCC_5G_RE(3m)	Engineer: Mero Zhou
Probe: HF907_102861_1-18GHz	Polarity: Horizontal
EUT: Dragonfly Industrial Wireless Access Point	Power: By PoE
Test Mode: Transmit by 802.11ax-HE80 at 5610MHz	

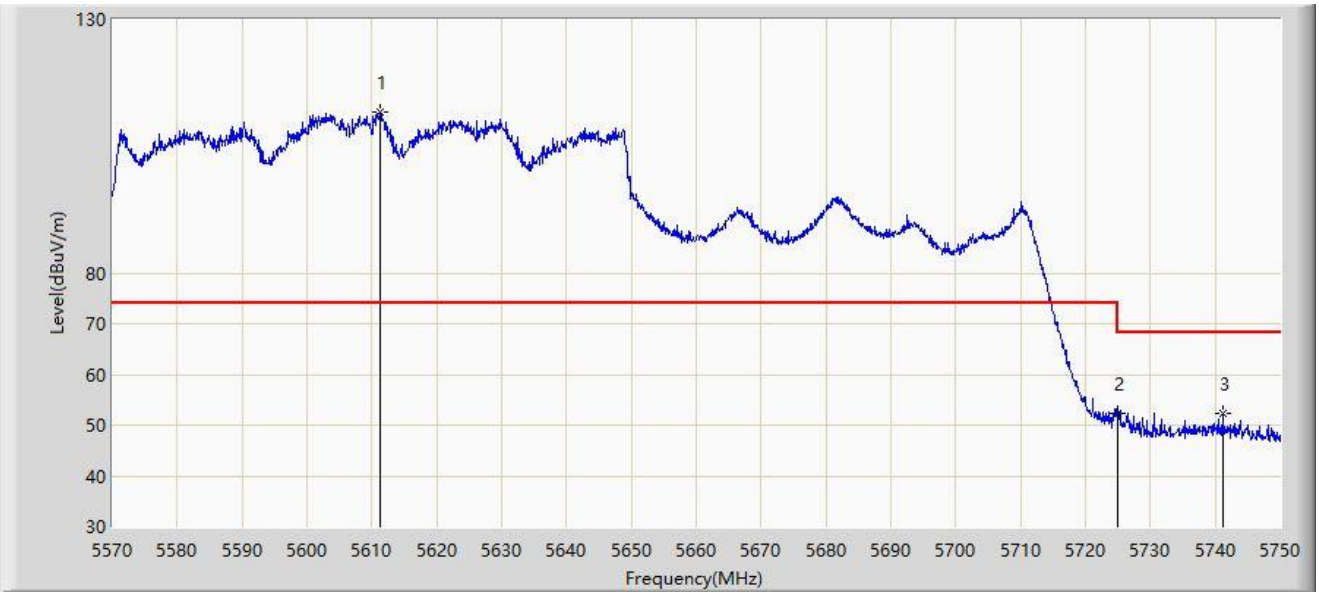

No	Mark	Frequency (MHz)	Measure Level (dBμV/m)	Reading Level (dBμV)	Margin (dB)	Limit (dBμV/m)	Factor (dB/m)	Type
1		5611.220	111.668	63.713	N/A	N/A	47.956	PK
2		5725.000	52.284	54.119	-15.916	68.200	-1.836	PK
3	*	5741.180	52.341	56.997	-15.859	68.200	-4.656	PK

Note 1: " * ", means this data is the worst emission level.

Note 2: Measure Level (dBμV/m) = Reading Level (dBμV) + Factor (dB/m).

Note 3: Factor (dB/m) = Cable Loss (dB) + Antenna Factor (dB/m) - Pre_Amplifier Gain (dB).

Site: SIP-AC3	Test Date: 2023-10-21
Limit: FCC_5G_RE(3m)	Engineer: Mero Zhou
Probe: HF907_102861_1-18GHz	Polarity: Vertical
EUT: Dragonfly Industrial Wireless Access Point	Power: By PoE
Test Mode: Transmit by 802.11ax-HE80 at 5610MHz	

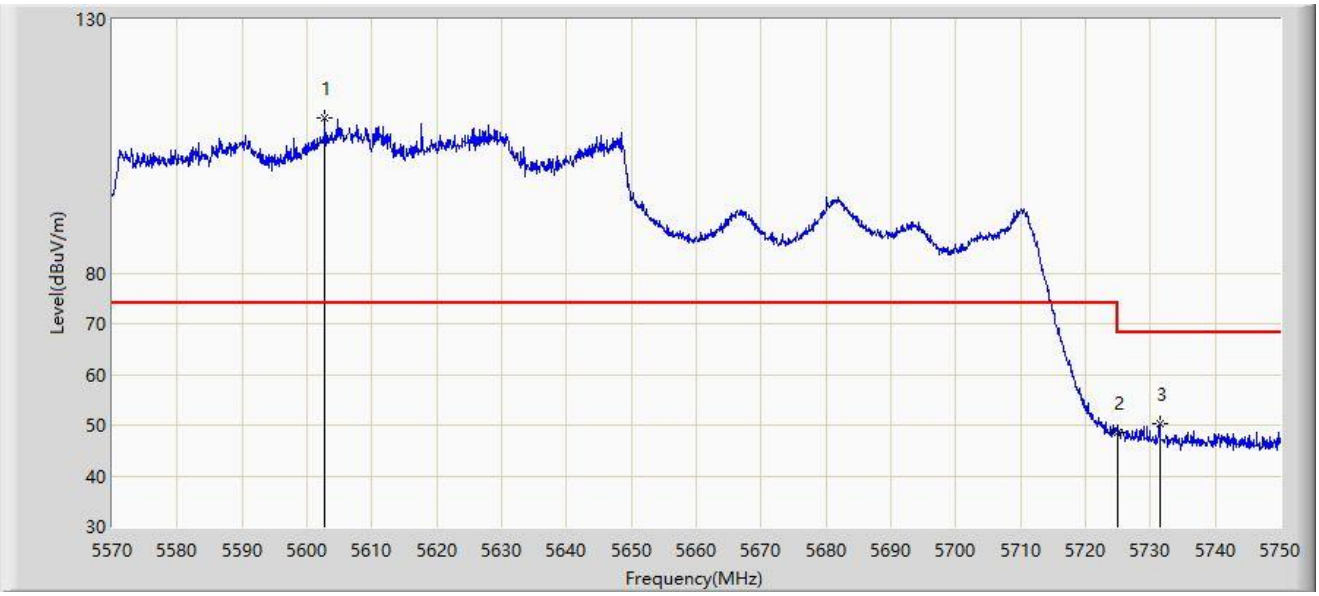

No	Mark	Frequency (MHz)	Measure Level (dBμV/m)	Reading Level (dBμV)	Margin (dB)	Limit (dBμV/m)	Factor (dB/m)	Type
1		5602.760	110.646	72.792	N/A	N/A	37.853	PK
2		5725.000	48.653	50.488	-19.547	68.200	-1.836	PK
3	*	5731.460	50.161	54.035	-18.039	68.200	-3.874	PK

Note 1: " * ", means this data is the worst emission level.

Note 2: Measure Level (dBμV/m) = Reading Level (dBμV) + Factor (dB/m).

Note 3: Factor (dB/m) = Cable Loss (dB) + Antenna Factor (dB/m) - Pre_Amplifier Gain (dB).

Site: SIP-AC3	Test Date: 2023-10-21
Limit: FCC_5.8G_RE(3m)	Engineer: Mero Zhou
Probe: HF907_102861_1-18GHz	Polarity: Horizontal
EUT: Dragonfly Industrial Wireless Access Point	Power: By PoE
Test Mode: Transmit by 802.11ax-HE80 at 5775MHz	

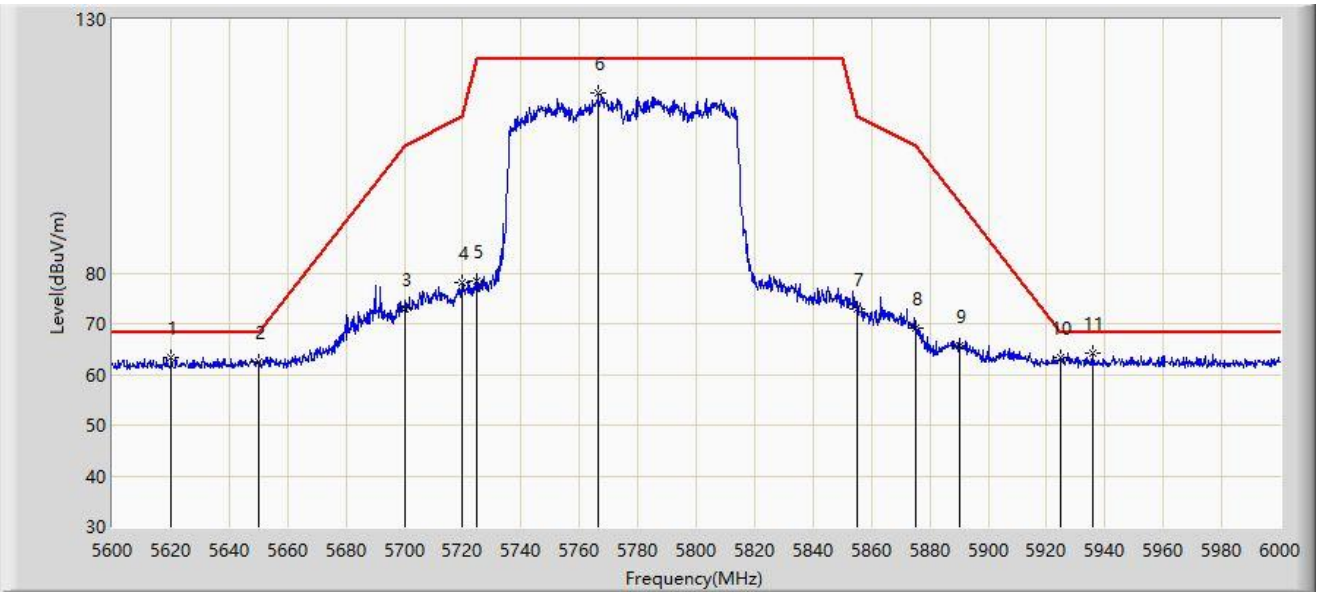

No	Mark	Frequency (MHz)	Measure Level (dBμV/m)	Reading Level (dBμV)	Margin (dB)	Limit (dBμV/m)	Factor (dB/m)	Type
1		5620.200	63.398	70.659	-4.802	68.200	-7.261	PK
2		5650.000	62.462	69.782	-5.738	68.200	-7.319	PK
3		5700.000	72.871	80.045	-32.329	105.200	-7.174	PK
4		5720.000	78.171	85.643	-32.629	110.800	-7.472	PK
5		5725.000	78.350	85.811	-43.850	122.200	-7.461	PK
6		5766.400	115.459	122.839	N/A	N/A	-7.381	PK
7		5855.000	72.932	80.150	-37.868	110.800	-7.217	PK
8		5875.000	69.263	76.615	-35.937	105.200	-7.352	PK
9		5890.000	65.762	72.977	-28.338	94.100	-7.214	PK
10		5925.000	63.258	70.384	-4.942	68.200	-7.126	PK
11	*	5936.000	64.096	71.151	-4.104	68.200	-7.055	PK

Note 1: " * ", means this data is the worst emission level.

Note 2: Measure Level (dBμV/m) = Reading Level (dBμV) + Factor (dB/m).

Note 3: Factor (dB/m) = Cable Loss (dB) + Antenna Factor (dB/m) - Pre_Amplifier Gain (dB).

Site: SIP-AC3	Test Date: 2023-10-21
Limit: FCC_5.8G_RE(3m)	Engineer: Mero Zhou
Probe: HF907_102861_1-18GHz	Polarity: Vertical
EUT: Dragonfly Industrial Wireless Access Point	Power: By PoE
Test Mode: Transmit by 802.11ax-HE80 at 5775MHz	

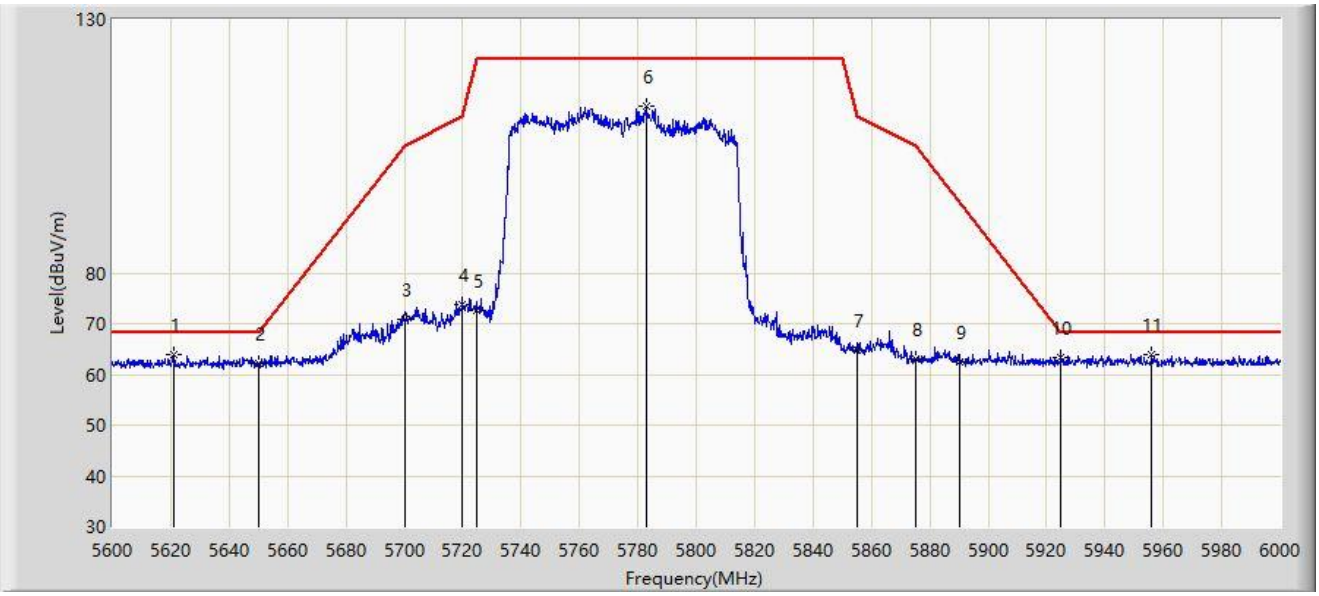

No	Mark	Frequency (MHz)	Measure Level (dBµV/m)	Reading Level (dBµV)	Margin (dB)	Limit (dBµV/m)	Factor (dB/m)	Type
1		5621.200	63.838	71.103	-4.362	68.200	-7.265	PK
2		5650.000	62.203	69.523	-5.997	68.200	-7.319	PK
3		5700.000	70.765	77.939	-34.435	105.200	-7.174	PK
4		5720.000	73.862	81.334	-36.938	110.800	-7.472	PK
5		5725.000	72.724	80.185	-49.476	122.200	-7.461	PK
6		5782.800	112.843	120.242	N/A	N/A	-7.400	PK
7		5855.000	64.782	72.000	-46.018	110.800	-7.217	PK
8		5875.000	63.144	70.496	-42.056	105.200	-7.352	PK
9		5890.000	62.347	69.562	-31.753	94.100	-7.214	PK
10		5925.000	63.244	70.370	-4.956	68.200	-7.126	PK
11	*	5956.000	63.946	70.916	-4.254	68.200	-6.970	PK

Note 1: " * ", means this data is the worst emission level.

Note 2: Measure Level (dBµV/m) = Reading Level (dBµV) + Factor (dB/m).

Note 3: Factor (dB/m) = Cable Loss (dB) + Antenna Factor (dB/m) - Pre_Amplifier Gain (dB).

Antenna Model No. - TQJ-2458D9:

Site: SIP-AC2	Test Date: 2023-10-17
Limit: FCC_5G_RE(3m)	Engineer: Mero Zhou
Probe: HF907_102861_1-18GHz	Polarity: Horizontal
EUT: Dragonfly Industrial Wireless Access Point	Power: By PoE
Test Mode: Transmit by 802.11a at 5180MHz	

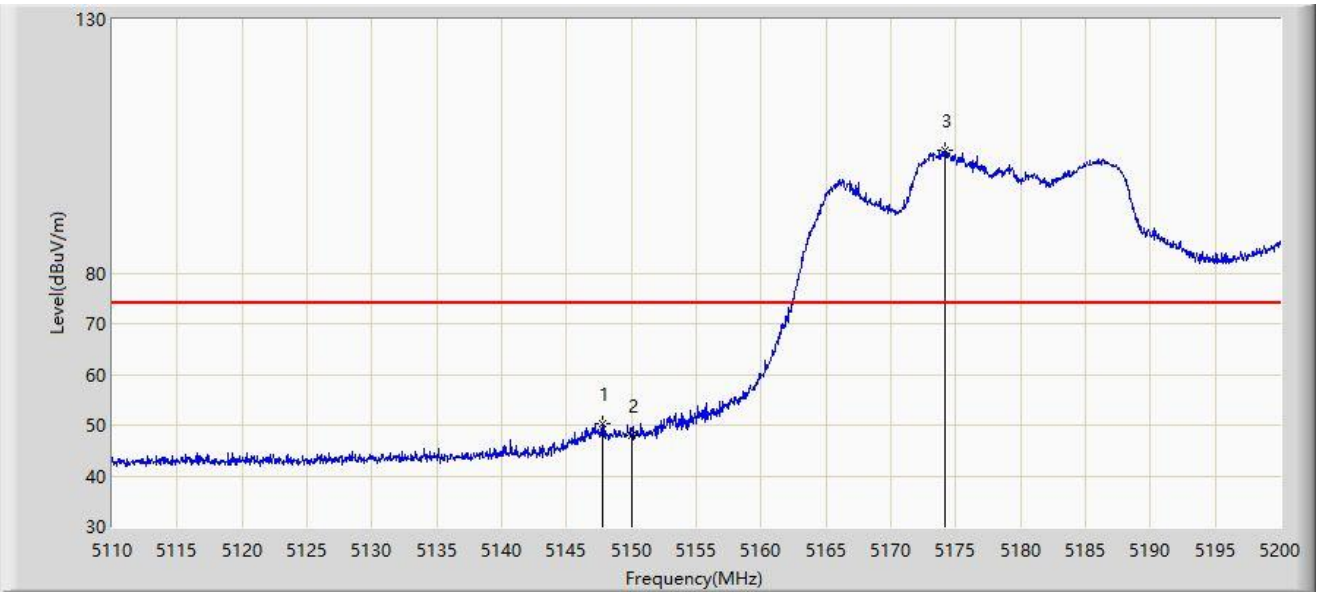

No	Mark	Frequency (MHz)	Measure Level (dBμV/m)	Reading Level (dBμV)	Margin (dB)	Limit (dBμV/m)	Factor (dB/m)	Type
1	*	5147.800	50.210	48.682	-23.790	74.000	1.528	PK
2		5150.000	47.984	46.055	-26.016	74.000	1.929	PK
3		5174.125	104.274	52.433	N/A	N/A	51.841	PK

Note 1: " * ", means this data is the worst emission level.

Note 2: Measure Level (dBμV/m) = Reading Level (dBμV) + Factor (dB/m).

Note 3: Factor (dB/m) = Cable Loss (dB) + Antenna Factor (dB/m) - Pre_Amplifier Gain (dB).

Site: SIP-AC2	Test Date: 2023-10-17
Limit: FCC_5G_RE(3m)	Engineer: Mero Zhou
Probe: HF907_102861_1-18GHz	Polarity: Horizontal
EUT: Dragonfly Industrial Wireless Access Point	Power: By PoE
Test Mode: Transmit by 802.11a at 5180MHz	

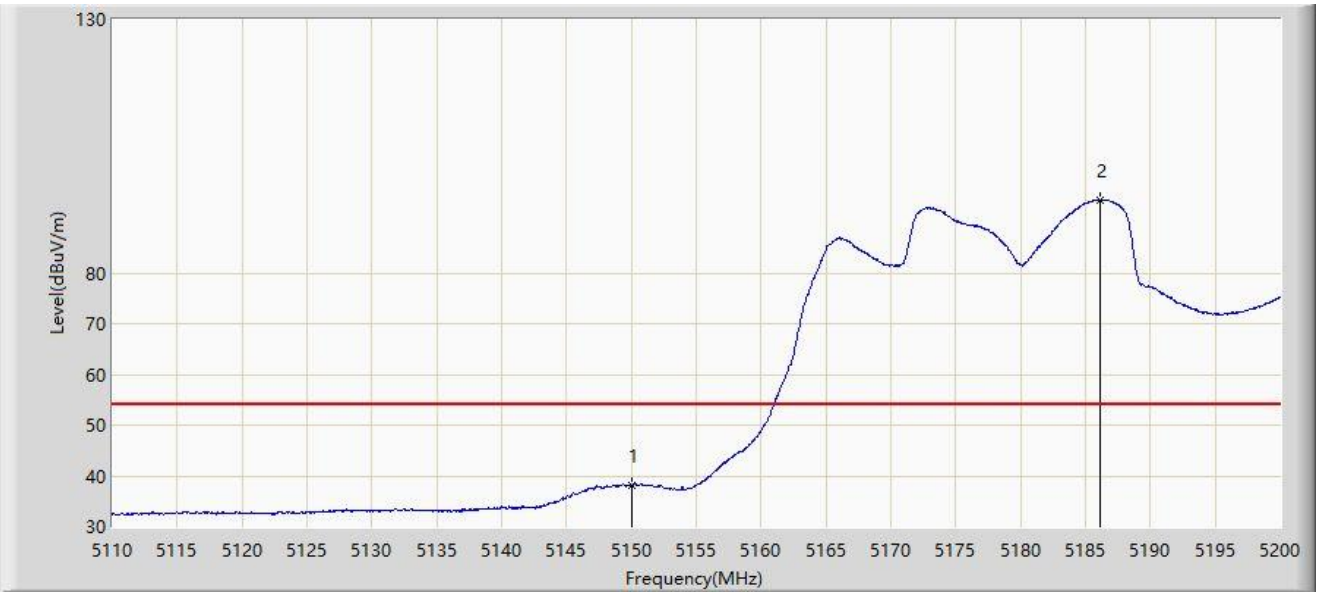

No	Mark	Frequency (MHz)	Measure Level (dBμV/m)	Reading Level (dBμV)	Margin (dB)	Limit (dBμV/m)	Factor (dB/m)	Type
1	*	5150.000	38.082	36.153	-15.918	54.000	1.929	AV
2		5186.140	94.448	53.517	N/A	N/A	40.930	AV

Note 1: " * ", means this data is the worst emission level.

Note 2: Measure Level (dBμV/m) = Reading Level (dBμV) + Factor (dB/m).

Note 3: Factor (dB/m) = Cable Loss (dB) + Antenna Factor (dB/m) - Pre_Amplifier Gain (dB).

Site: SIP-AC2	Test Date: 2023-10-17
Limit: FCC_5G_RE(3m)	Engineer: Mero Zhou
Probe: HF907_102861_1-18GHz	Polarity: Vertical
EUT: Dragonfly Industrial Wireless Access Point	Power: By PoE
Test Mode: Transmit by 802.11a at 5180MHz	

No	Mark	Frequency (MHz)	Measure Level (dBμV/m)	Reading Level (dBμV)	Margin (dB)	Limit (dBμV/m)	Factor (dB/m)	Type
1	*	5150.000	63.920	61.991	-10.080	74.000	1.929	PK
2		5186.590	114.483	73.228	N/A	N/A	41.255	PK

Note 1: " * ", means this data is the worst emission level.

Note 2: Measure Level (dBμV/m) = Reading Level (dBμV) + Factor (dB/m).

Note 3: Factor (dB/m) = Cable Loss (dB) + Antenna Factor (dB/m) - Pre_Amplifier Gain (dB).

Site: SIP-AC2	Test Date: 2023-10-17
Limit: FCC_5G_RE(3m)	Engineer: Mero Zhou
Probe: HF907_102861_1-18GHz	Polarity: Vertical
EUT: Dragonfly Industrial Wireless Access Point	Power: By PoE
Test Mode: Transmit by 802.11a at 5180MHz	

No	Mark	Frequency (MHz)	Measure Level (dBμV/m)	Reading Level (dBμV)	Margin (dB)	Limit (dBμV/m)	Factor (dB/m)	Type
1	*	5150.000	52.725	50.796	-1.275	54.000	1.929	AV
2		5187.670	107.558	65.199	N/A	N/A	42.359	AV

Note 1: " * ", means this data is the worst emission level.

Note 2: Measure Level (dBμV/m) = Reading Level (dBμV) + Factor (dB/m).

Note 3: Factor (dB/m) = Cable Loss (dB) + Antenna Factor (dB/m) - Pre_Amplifier Gain (dB).

Site: SIP-AC2	Test Date: 2023-10-17
Limit: FCC_5G_RE(3m)	Engineer: Mero Zhou
Probe: HF907_102861_1-18GHz	Polarity: Horizontal
EUT: Dragonfly Industrial Wireless Access Point	Power: By PoE
Test Mode: Transmit by 802.11a at 5320MHz P=8	

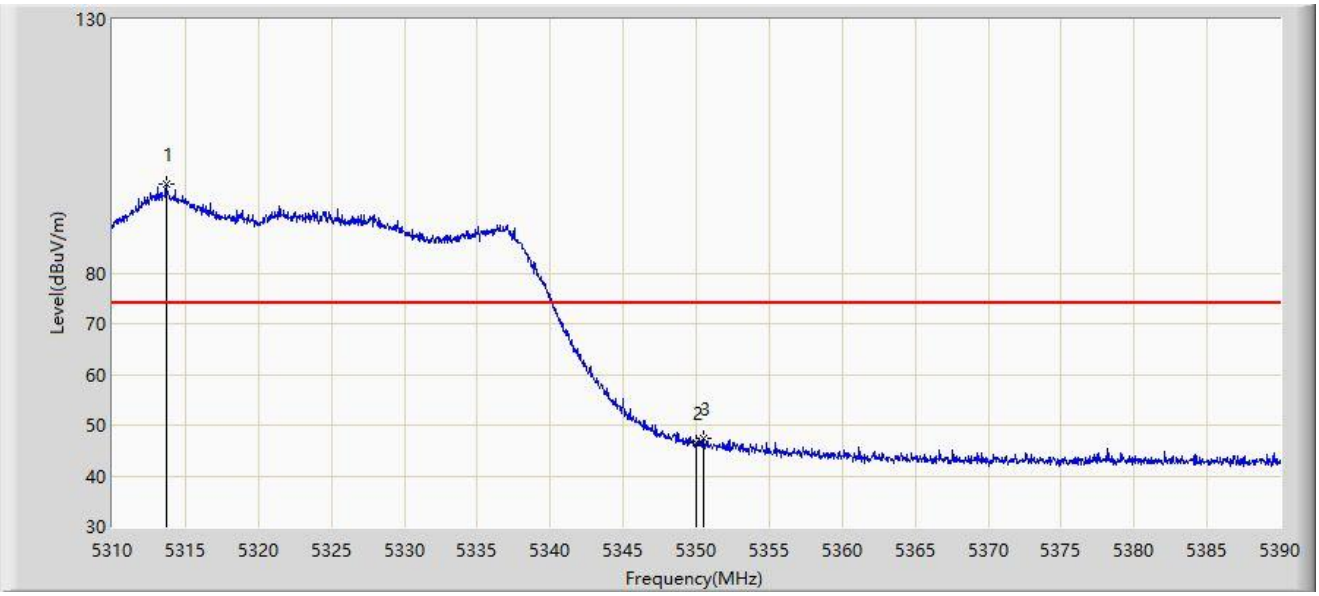

No	Mark	Frequency (MHz)	Measure Level (dBμV/m)	Reading Level (dBμV)	Margin (dB)	Limit (dBμV/m)	Factor (dB/m)	Type
1		5313.680	97.437	45.166	N/A	N/A	52.272	PK
2		5350.000	46.430	42.326	-27.570	74.000	4.104	PK
3	*	5350.520	47.397	43.562	-26.603	74.000	3.835	PK

Note 1: " * ", means this data is the worst emission level.

Note 2: Measure Level (dBμV/m) = Reading Level (dBμV) + Factor (dB/m).

Note 3: Factor (dB/m) = Cable Loss (dB) + Antenna Factor (dB/m) - Pre_Amplifier Gain (dB).

Site: SIP-AC2	Test Date: 2023-10-17
Limit: FCC_5G_RE(3m)	Engineer: Mero Zhou
Probe: HF907_102861_1-18GHz	Polarity: Horizontal
EUT: Dragonfly Industrial Wireless Access Point	Power: By PoE
Test Mode: Transmit by 802.11a at 5320MHz P=8	

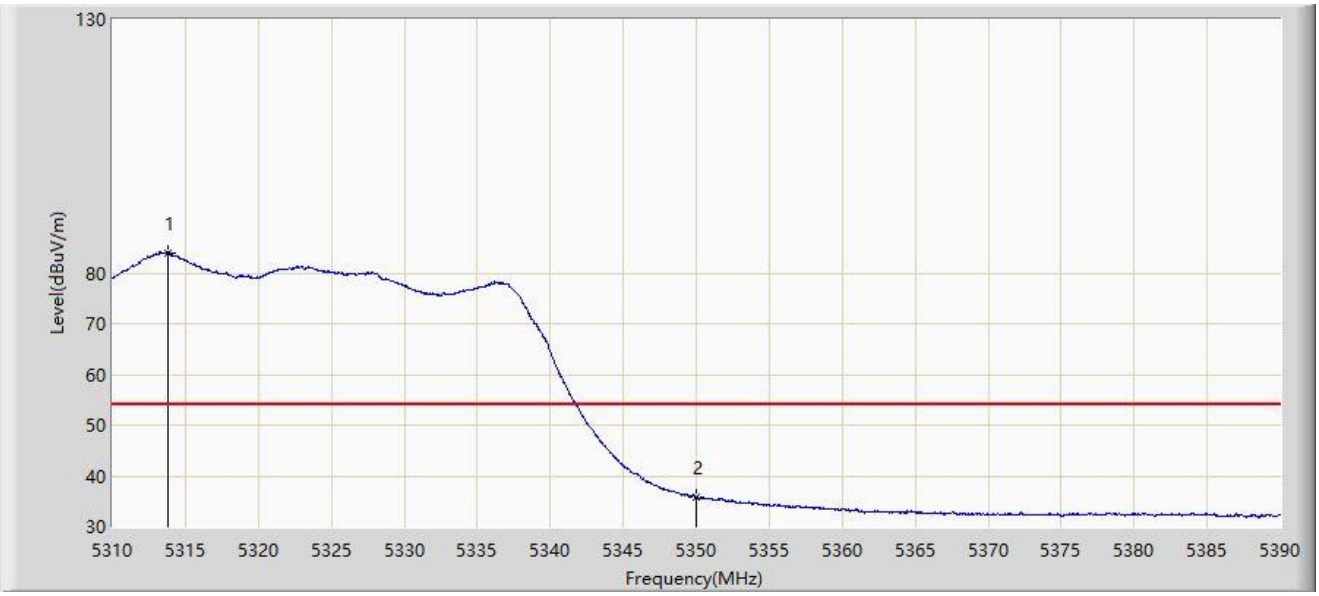

No	Mark	Frequency (MHz)	Measure Level (dBμV/m)	Reading Level (dBμV)	Margin (dB)	Limit (dBμV/m)	Factor (dB/m)	Type
1		5313.800	83.924	31.763	N/A	N/A	52.161	AV
2	*	5350.000	35.818	31.714	-18.182	54.000	4.104	AV

Note 1: " * ", means this data is the worst emission level.

Note 2: Measure Level (dBμV/m) = Reading Level (dBμV) + Factor (dB/m).

Note 3: Factor (dB/m) = Cable Loss (dB) + Antenna Factor (dB/m) - Pre_Amplifier Gain (dB).

Site: SIP-AC2	Test Date: 2023-10-17
Limit: FCC_5G_RE(3m)	Engineer: Mero Zhou
Probe: HF907_102861_1-18GHz	Polarity: Vertical
EUT: Dragonfly Industrial Wireless Access Point	Power: By PoE
Test Mode: Transmit by 802.11a at 5320MHz P=8	

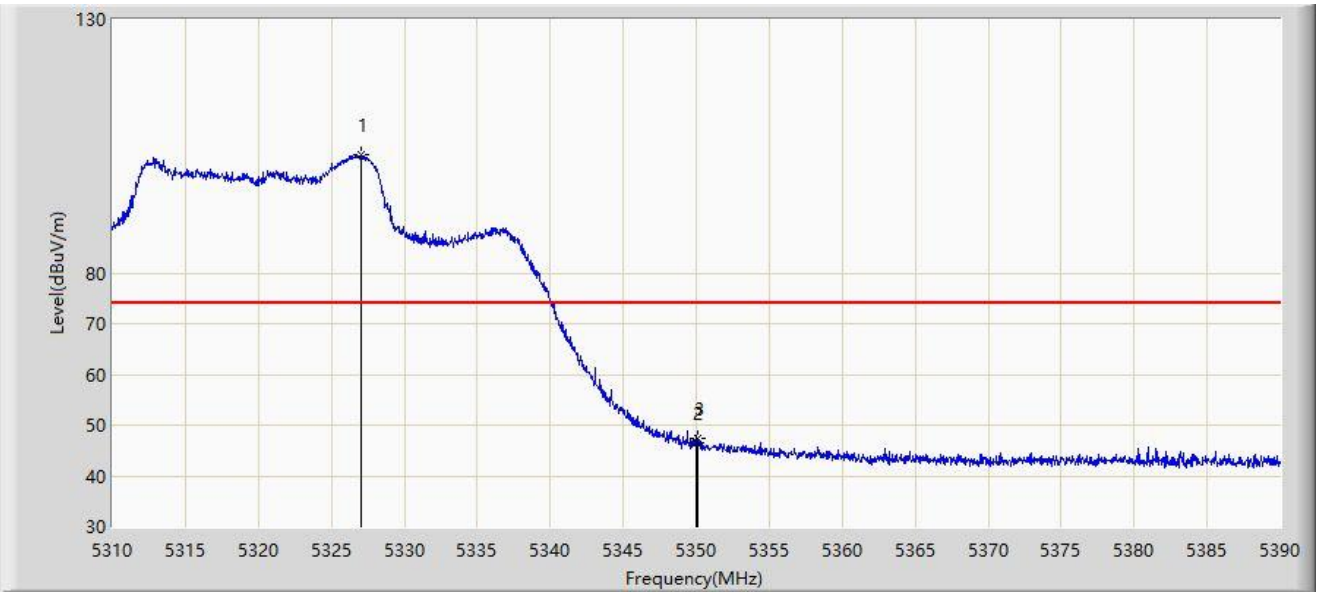

No	Mark	Frequency (MHz)	Measure Level (dBμV/m)	Reading Level (dBμV)	Margin (dB)	Limit (dBμV/m)	Factor (dB/m)	Type
1		5327.000	103.472	57.804	N/A	N/A	45.668	PK
2		5350.000	46.531	42.427	-27.469	74.000	4.104	PK
3	*	5350.080	47.352	43.290	-26.648	74.000	4.062	PK

Note 1: " * ", means this data is the worst emission level.

Note 2: Measure Level (dBμV/m) = Reading Level (dBμV) + Factor (dB/m).

Note 3: Factor (dB/m) = Cable Loss (dB) + Antenna Factor (dB/m) - Pre_Amplifier Gain (dB).

Site: SIP-AC2	Test Date: 2023-10-17
Limit: FCC_5G_RE(3m)	Engineer: Mero Zhou
Probe: HF907_102861_1-18GHz	Polarity: Vertical
EUT: Dragonfly Industrial Wireless Access Point	Power: By PoE
Test Mode: Transmit by 802.11a at 5320MHz P=8	

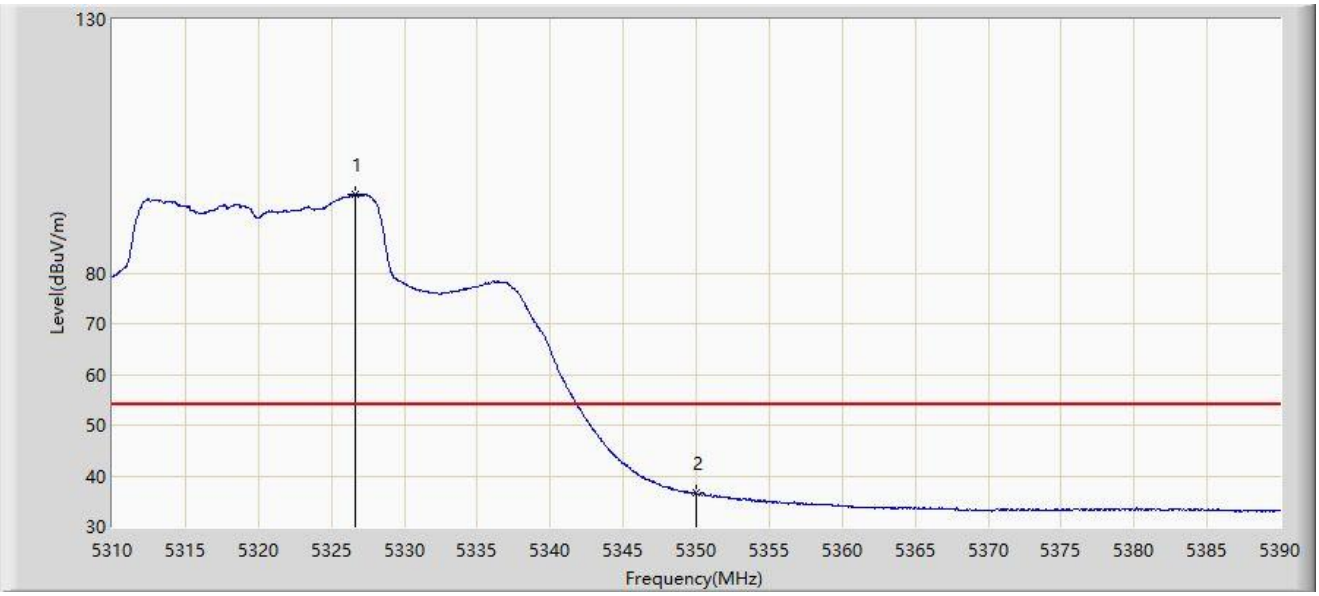

No	Mark	Frequency (MHz)	Measure Level (dBμV/m)	Reading Level (dBμV)	Margin (dB)	Limit (dBμV/m)	Factor (dB/m)	Type
1		5326.640	95.463	50.022	N/A	N/A	45.441	AV
2	*	5350.000	36.547	32.443	-17.453	54.000	4.104	AV

Note 1: " * ", means this data is the worst emission level.

Note 2: Measure Level (dBμV/m) = Reading Level (dBμV) + Factor (dB/m).

Note 3: Factor (dB/m) = Cable Loss (dB) + Antenna Factor (dB/m) - Pre_Amplifier Gain (dB).

Site: SIP-AC2	Test Date: 2023-10-18
Limit: FCC_5G_RE(3m)	Engineer: Mero Zhou
Probe: HF907_102861_1-18GHz	Polarity: Horizontal
EUT: Dragonfly Industrial Wireless Access Point	Power: By PoE
Test Mode: Transmit by 802.11a at 5500MHz P=7	

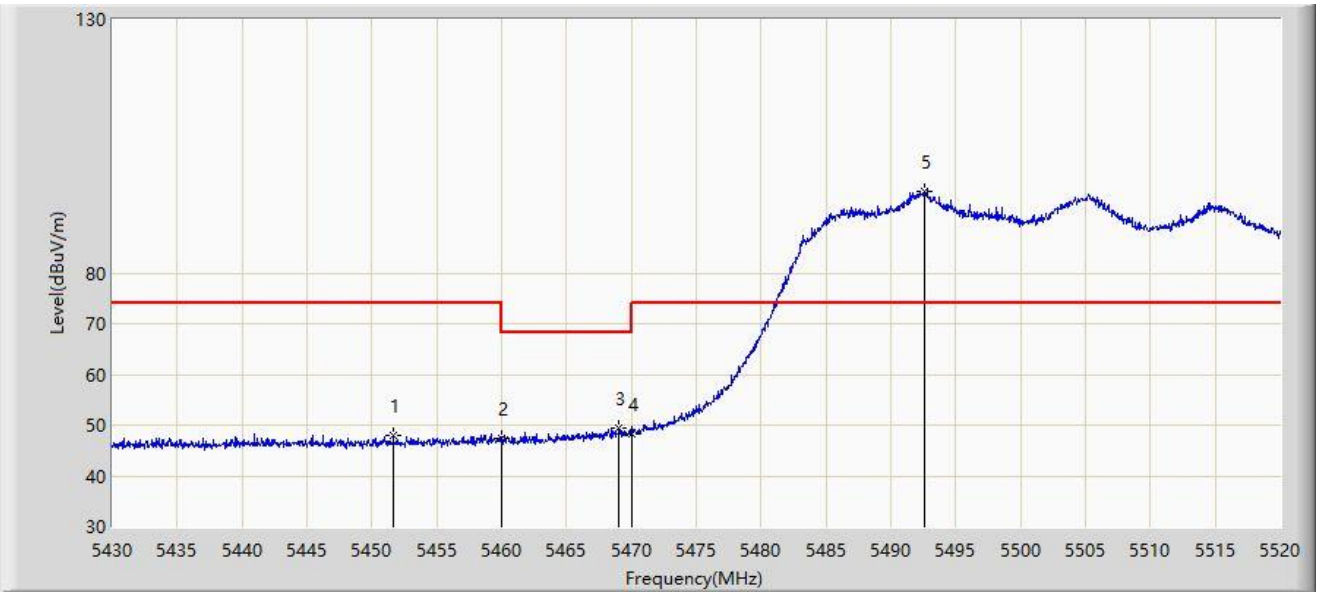

No	Mark	Frequency (MHz)	Measure Level (dBµV/m)	Reading Level (dBµV)	Margin (dB)	Limit (dBµV/m)	Factor (dB/m)	Type
1		5451.645	47.859	46.652	-26.141	74.000	1.207	PK
2		5460.000	47.282	45.641	-20.918	68.200	1.641	PK
3	*	5469.015	49.430	46.303	-18.770	68.200	3.127	PK
4		5470.000	48.210	44.873	-19.990	68.200	3.337	PK
5		5492.595	96.226	46.508	N/A	N/A	49.718	PK

Note 1: " * ", means this data is the worst emission level.

Note 2: Measure Level (dBµV/m) = Reading Level (dBµV) + Factor (dB/m).

Note 3: Factor (dB/m) = Cable Loss (dB) + Antenna Factor (dB/m) - Pre_Amplifier Gain (dB).

Site: SIP-AC2	Test Date: 2023-10-18
Limit: FCC_5G_RE(3m)	Engineer: Mero Zhou
Probe: HF907_102861_1-18GHz	Polarity: Horizontal
EUT: Dragonfly Industrial Wireless Access Point	Power: By PoE
Test Mode: Transmit by 802.11a at 5500MHz P=7	

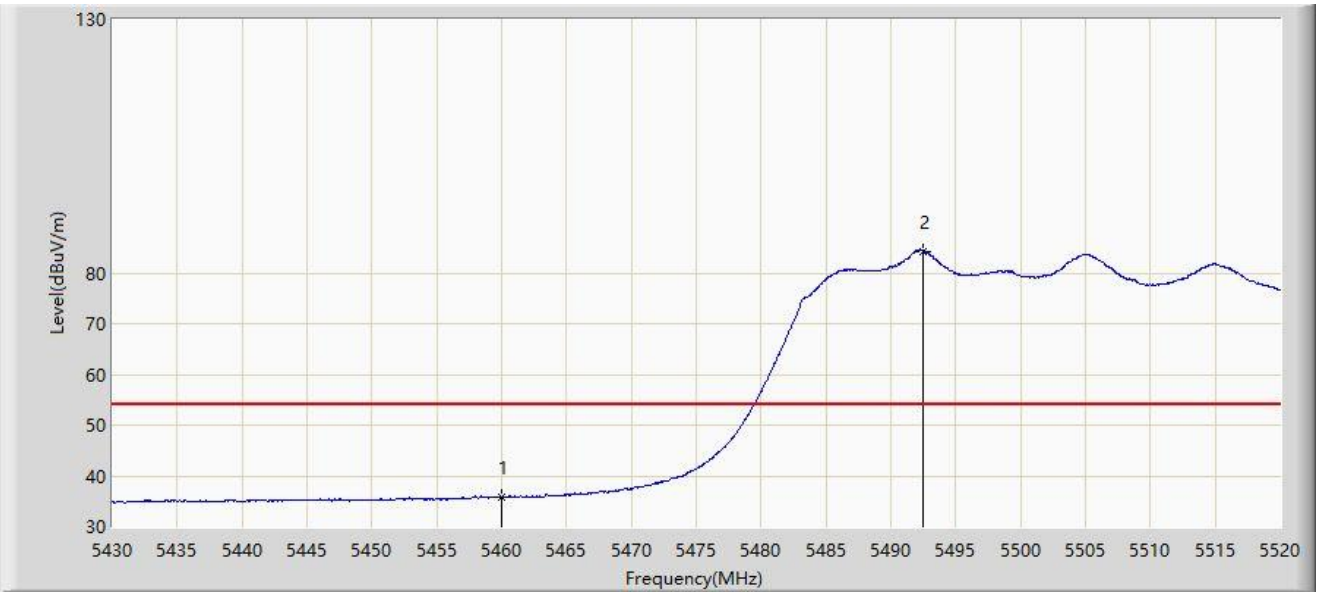

No	Mark	Frequency (MHz)	Measure Level (dBμV/m)	Reading Level (dBμV)	Margin (dB)	Limit (dBμV/m)	Factor (dB/m)	Type
1	*	5460.000	35.777	34.136	-18.223	54.000	1.641	AV
2		5492.505	84.271	34.477	N/A	N/A	49.794	AV

Note 1: " * ", means this data is the worst emission level.

Note 2: Measure Level (dBμV/m) = Reading Level (dBμV) + Factor (dB/m).

Note 3: Factor (dB/m) = Cable Loss (dB) + Antenna Factor (dB/m) - Pre_Amplifier Gain (dB).

Site: SIP-AC2	Test Date: 2023-10-18
Limit: FCC_5G_RE(3m)	Engineer: Mero Zhou
Probe: HF907_102861_1-18GHz	Polarity: Vertical
EUT: Dragonfly Industrial Wireless Access Point	Power: By PoE
Test Mode: Transmit by 802.11a at 5500MHz P=7	

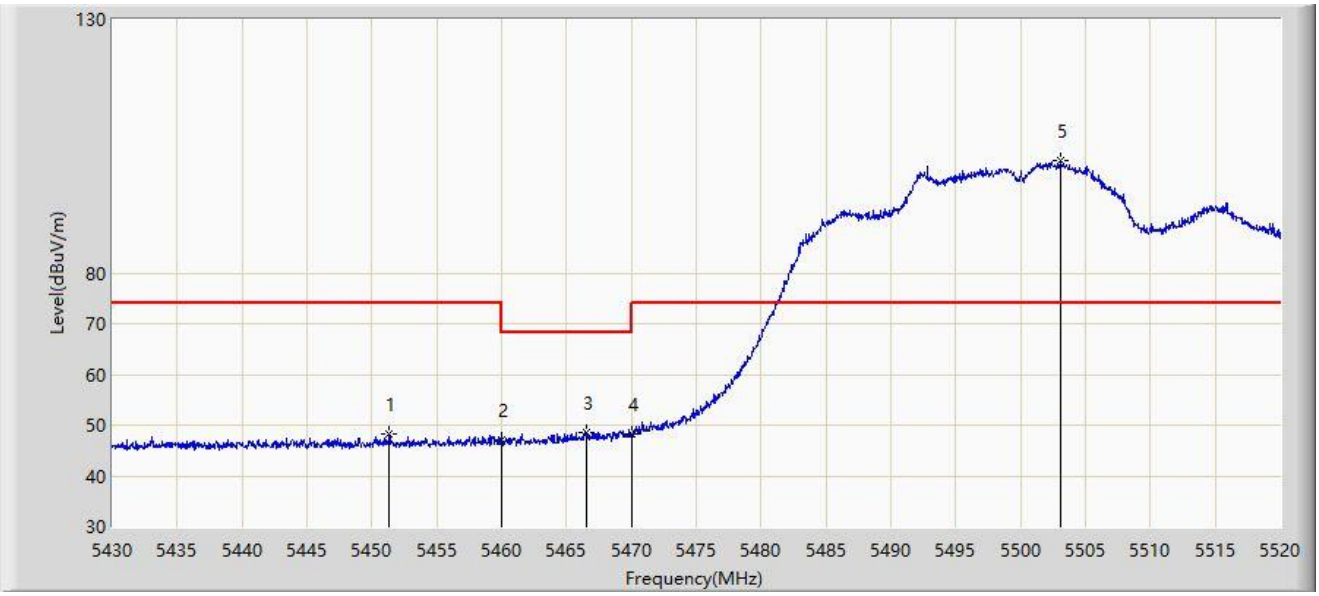

No	Mark	Frequency (MHz)	Measure Level (dBµV/m)	Reading Level (dBµV)	Margin (dB)	Limit (dBµV/m)	Factor (dB/m)	Type
1		5451.330	48.401	47.203	-25.599	74.000	1.198	PK
2		5460.000	47.204	45.563	-20.996	68.200	1.641	PK
3	*	5466.540	48.568	46.018	-19.632	68.200	2.550	PK
4		5470.000	48.360	45.023	-19.840	68.200	3.337	PK
5		5503.035	102.197	55.463	N/A	N/A	46.734	PK

Note 1: " * ", means this data is the worst emission level.

Note 2: Measure Level (dBµV/m) = Reading Level (dBµV) + Factor (dB/m).

Note 3: Factor (dB/m) = Cable Loss (dB) + Antenna Factor (dB/m) - Pre_Amplifier Gain (dB).

Site: SIP-AC2	Test Date: 2023-10-18
Limit: FCC_5G_RE(3m)	Engineer: Mero Zhou
Probe: HF907_102861_1-18GHz	Polarity: Vertical
EUT: Dragonfly Industrial Wireless Access Point	Power: By PoE
Test Mode: Transmit by 802.11a at 5500MHz P=7	

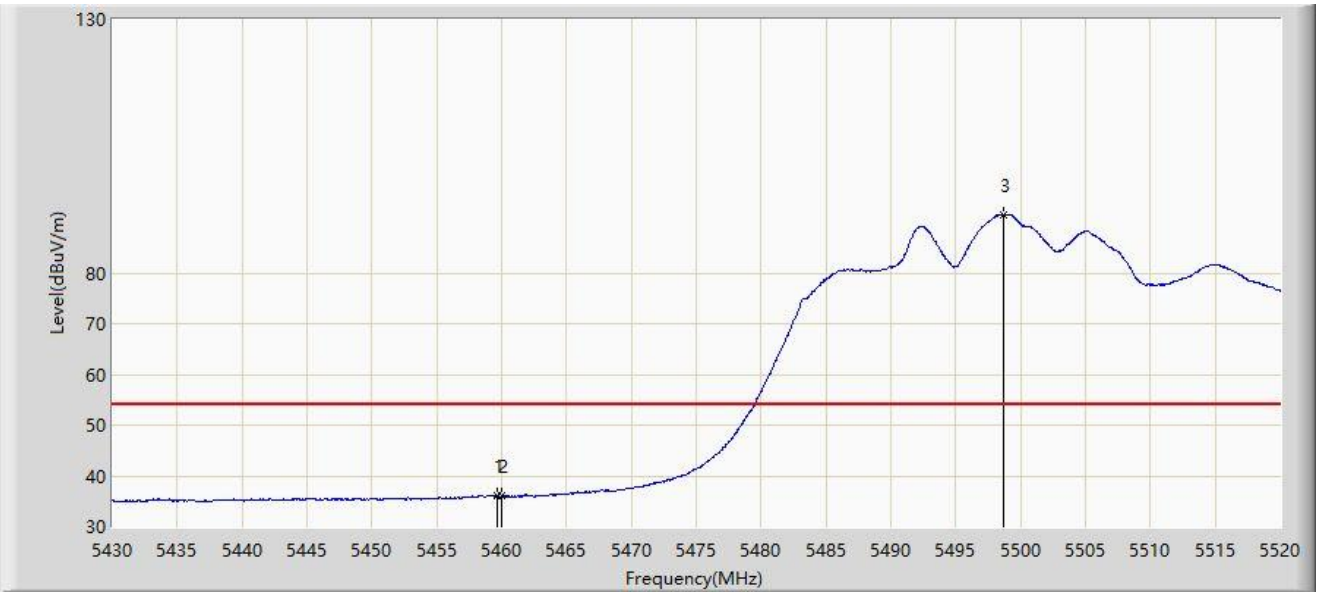

No	Mark	Frequency (MHz)	Measure Level (dBμV/m)	Reading Level (dBμV)	Margin (dB)	Limit (dBμV/m)	Factor (dB/m)	Type
1	*	5459.610	36.157	34.550	-17.843	54.000	1.608	AV
2		5460.000	35.967	34.326	-18.033	54.000	1.641	AV
3		5498.670	91.462	48.670	N/A	N/A	42.792	AV

Note 1: " * ", means this data is the worst emission level.

Note 2: Measure Level (dBμV/m) = Reading Level (dBμV) + Factor (dB/m).

Note 3: Factor (dB/m) = Cable Loss (dB) + Antenna Factor (dB/m) - Pre_Amplifier Gain (dB).

Site: SIP-AC2	Test Date: 2023-10-18
Limit: FCC_5G_RE(3m)	Engineer: Mero Zhou
Probe: HF907_102861_1-18GHz	Polarity: Horizontal
EUT: Dragonfly Industrial Wireless Access Point	Power: By PoE
Test Mode: Transmit by 802.11a at 5700MHz P=7	

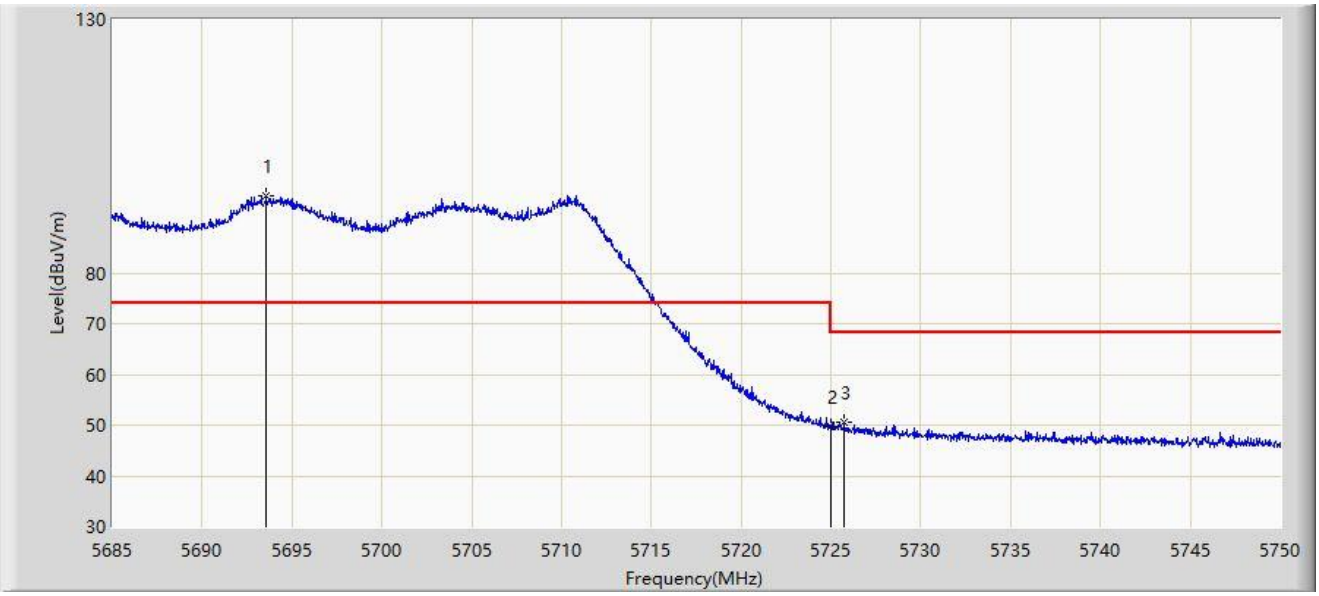

No	Mark	Frequency (MHz)	Measure Level (dBμV/m)	Reading Level (dBμV)	Margin (dB)	Limit (dBμV/m)	Factor (dB/m)	Type
1		5693.580	95.199	47.223	N/A	N/A	47.976	PK
2		5725.000	49.775	44.704	-18.425	68.200	5.070	PK
3	*	5725.723	50.487	45.819	-17.713	68.200	4.668	PK

Note 1: " * ", means this data is the worst emission level.

Note 2: Measure Level (dBμV/m) = Reading Level (dBμV) + Factor (dB/m).

Note 3: Factor (dB/m) = Cable Loss (dB) + Antenna Factor (dB/m) - Pre_Amplifier Gain (dB).

Site: SIP-AC2	Test Date: 2023-10-18
Limit: FCC_5G_RE(3m)	Engineer: Mero Zhou
Probe: HF907_102861_1-18GHz	Polarity: Vertical
EUT: Dragonfly Industrial Wireless Access Point	Power: By PoE
Test Mode: Transmit by 802.11a at 5700MHz P=7	

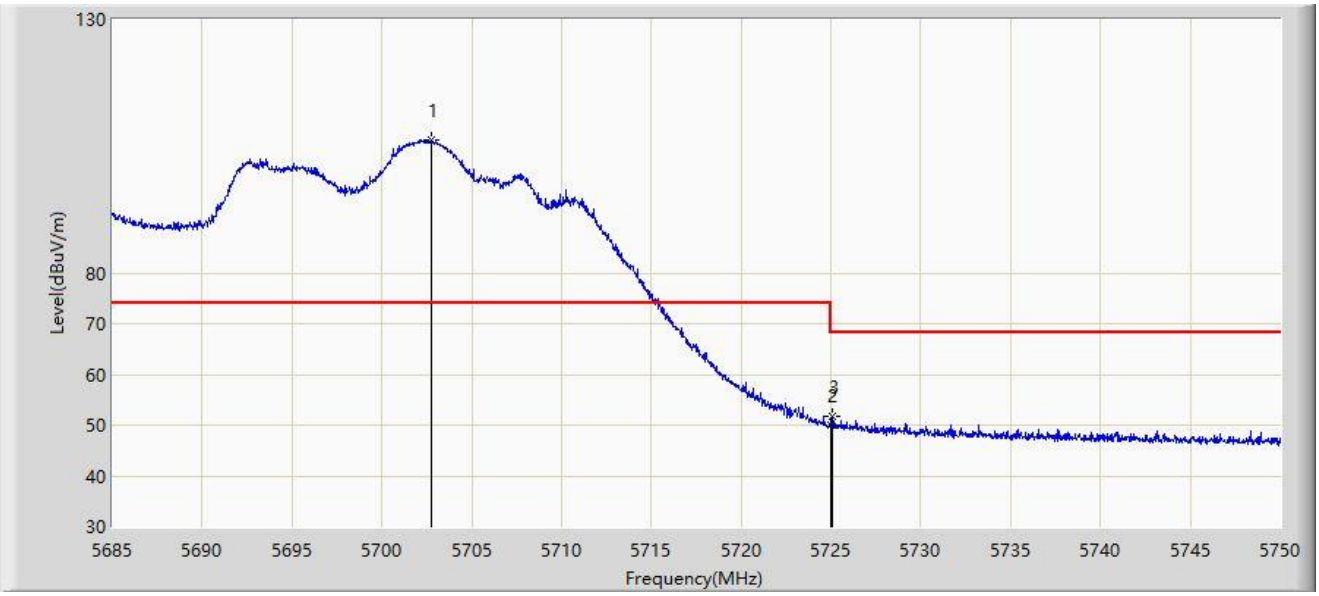

No	Mark	Frequency (MHz)	Measure Level (dBμV/m)	Reading Level (dBμV)	Margin (dB)	Limit (dBμV/m)	Factor (dB/m)	Type
1		5702.777	106.270	62.608	N/A	N/A	43.663	PK
2		5725.000	49.944	44.873	-18.256	68.200	5.070	PK
3	*	5725.072	51.762	46.736	-16.438	68.200	5.026	PK

Note 1: " * ", means this data is the worst emission level.

Note 2: Measure Level (dBμV/m) = Reading Level (dBμV) + Factor (dB/m).

Note 3: Factor (dB/m) = Cable Loss (dB) + Antenna Factor (dB/m) - Pre_Amplifier Gain (dB).

Site: SIP-AC2	Test Date: 2023-10-18
Limit: FCC_5.8G_RE(3m)	Engineer: Mero Zhou
Probe: HF907_102861_1-18GHz	Polarity: Horizontal
EUT: Dragonfly Industrial Wireless Access Point	Power: By PoE
Test Mode: Transmit by 802.11a at 5745MHz	

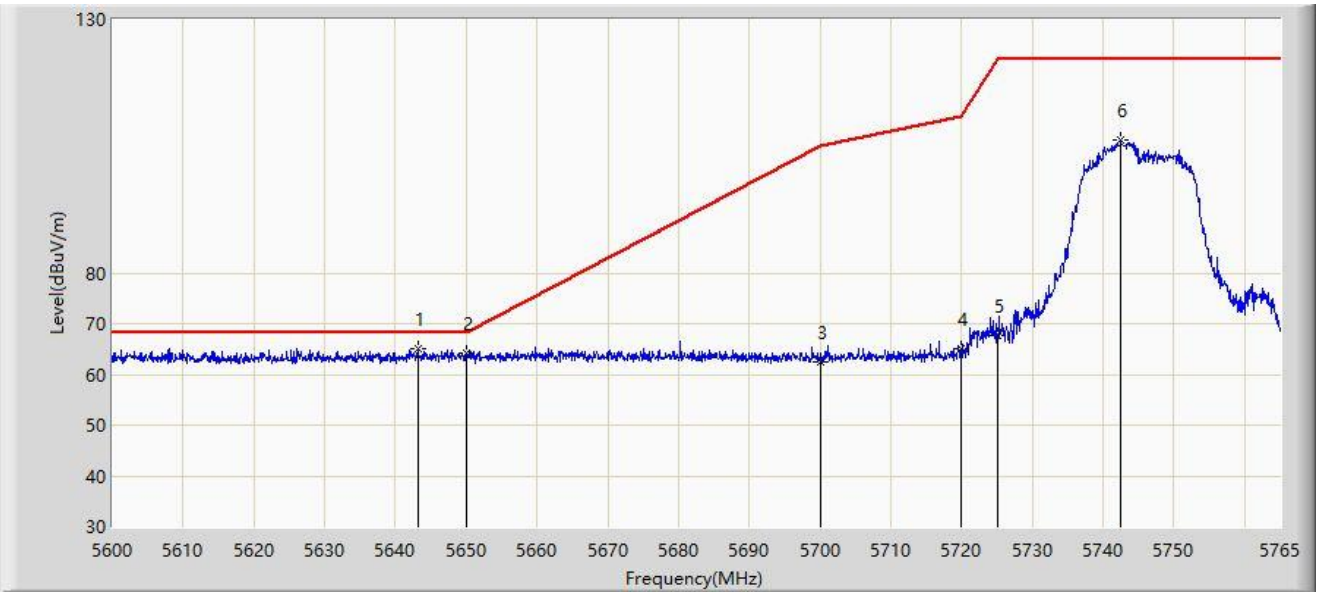

No	Mark	Frequency (MHz)	Measure Level (dBµV/m)	Reading Level (dBµV)	Margin (dB)	Limit (dBµV/m)	Factor (dB/m)	Type
1	*	5643.230	65.017	67.380	-3.183	68.200	-2.363	PK
2		5650.000	64.264	66.541	-3.936	68.200	-2.276	PK
3		5700.000	62.607	64.936	-42.593	105.200	-2.328	PK
4		5720.000	65.091	67.356	-45.709	110.800	-2.265	PK
5		5725.000	67.592	69.844	-54.608	122.200	-2.253	PK
6		5742.478	106.226	108.171	N/A	N/A	-1.945	PK

Note 1: " * ", means this data is the worst emission level.

Note 2: Measure Level (dBµV/m) = Reading Level (dBµV) + Factor (dB/m).

Note 3: Factor (dB/m) = Cable Loss (dB) + Antenna Factor (dB/m) - Pre_Amplifier Gain (dB).

Site: SIP-AC2	Test Date: 2023-10-18
Limit: FCC_5.8G_RE(3m)	Engineer: Mero Zhou
Probe: HF907_102861_1-18GHz	Polarity: Vertical
EUT: Dragonfly Industrial Wireless Access Point	Power: By PoE
Test Mode: Transmit by 802.11a at 5745MHz	

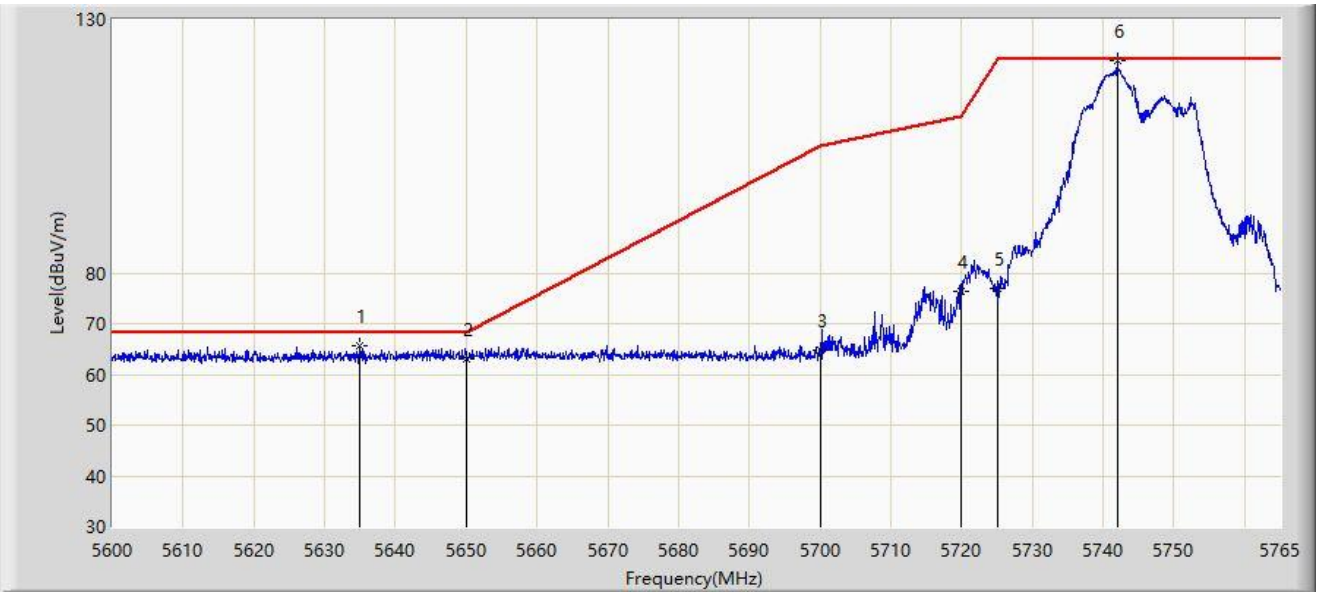

No	Mark	Frequency (MHz)	Measure Level (dBμV/m)	Reading Level (dBμV)	Margin (dB)	Limit (dBμV/m)	Factor (dB/m)	Type
1	*	5634.980	65.517	67.976	-2.683	68.200	-2.459	PK
2		5650.000	63.157	65.434	-5.043	68.200	-2.276	PK
3		5700.000	64.914	67.243	-40.286	105.200	-2.328	PK
4		5720.000	76.299	78.564	-34.501	110.800	-2.265	PK
5		5725.000	76.954	79.206	-45.246	122.200	-2.253	PK
6		5741.982	121.755	123.709	N/A	N/A	-1.955	PK

Note 1: " * ", means this data is the worst emission level.

Note 2: Measure Level (dBμV/m) = Reading Level (dBμV) + Factor (dB/m).

Note 3: Factor (dB/m) = Cable Loss (dB) + Antenna Factor (dB/m) - Pre_Amplifier Gain (dB).

Site: SIP-AC2	Test Date: 2023-10-18
Limit: FCC_5.8G_RE(3m)	Engineer: Mero Zhou
Probe: HF907_102861_1-18GHz	Polarity: Horizontal
EUT: Dragonfly Industrial Wireless Access Point	Power: By PoE
Test Mode: Transmit by 802.11a at 5825MHz	

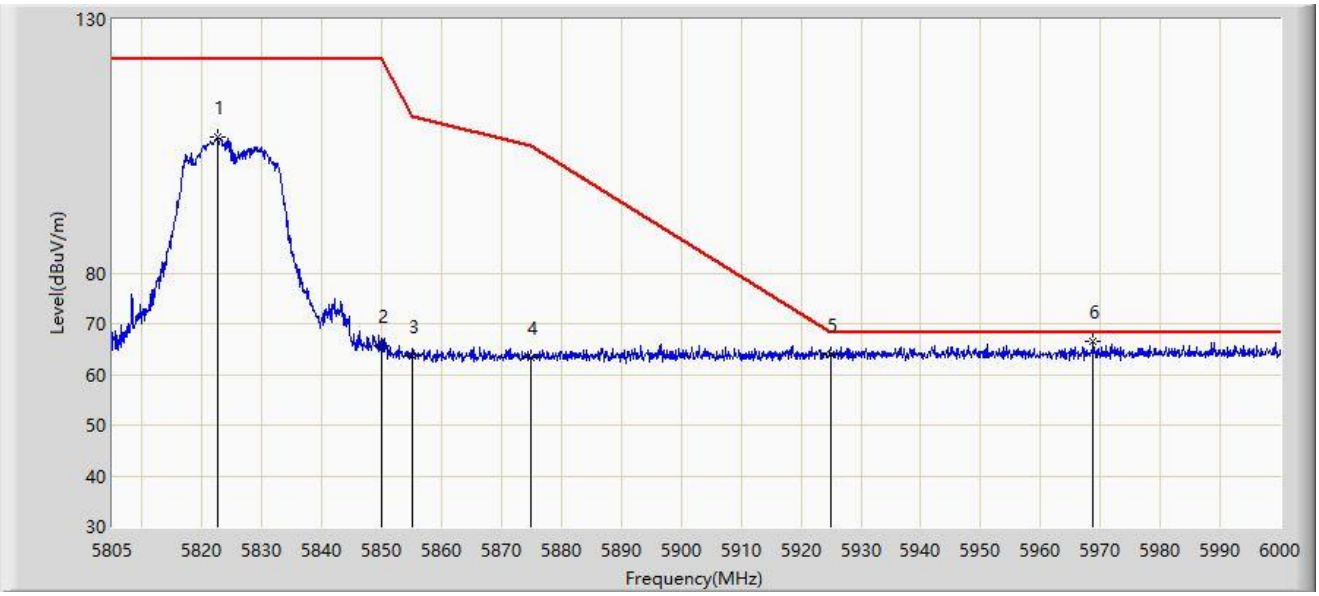

No	Mark	Frequency (MHz)	Measure Level (dBμV/m)	Reading Level (dBμV)	Margin (dB)	Limit (dBμV/m)	Factor (dB/m)	Type
1		5822.550	106.708	108.534	N/A	N/A	-1.826	PK
2		5850.000	65.658	67.718	-56.542	122.200	-2.060	PK
3		5855.000	63.717	65.777	-47.083	110.800	-2.060	PK
4		5875.000	63.296	65.304	-41.904	105.200	-2.008	PK
5		5925.000	63.840	65.595	-4.360	68.200	-1.754	PK
6	*	5968.800	66.541	67.969	-1.659	68.200	-1.429	PK

Note 1: " * ", means this data is the worst emission level.

Note 2: Measure Level (dBμV/m) = Reading Level (dBμV) + Factor (dB/m).

Note 3: Factor (dB/m) = Cable Loss (dB) + Antenna Factor (dB/m) - Pre_Amplifier Gain (dB).

Site: SIP-AC2	Test Date: 2023-10-18
Limit: FCC_5.8G_RE(3m)	Engineer: Mero Zhou
Probe: HF907_102861_1-18GHz	Polarity: Vertical
EUT: Dragonfly Industrial Wireless Access Point	Power: By PoE
Test Mode: Transmit by 802.11a at 5825MHz	

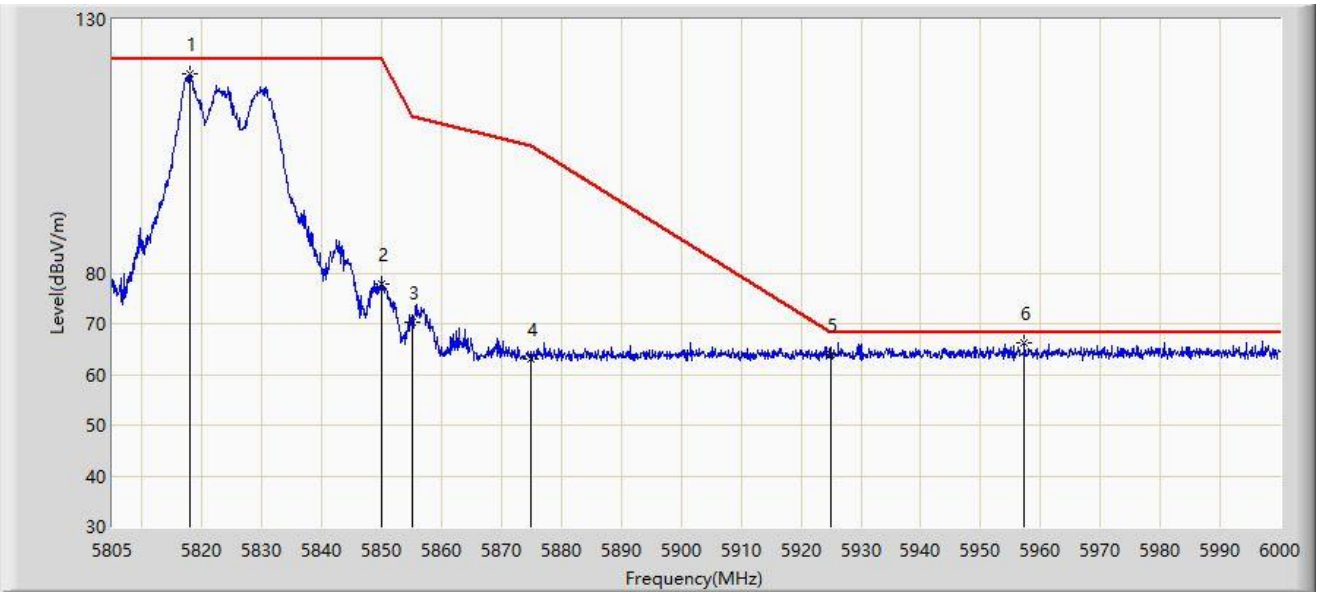

No	Mark	Frequency (MHz)	Measure Level (dBμV/m)	Reading Level (dBμV)	Margin (dB)	Limit (dBμV/m)	Factor (dB/m)	Type
1		5817.967	119.266	120.935	N/A	N/A	-1.668	PK
2		5850.000	77.728	79.788	-44.472	122.200	-2.060	PK
3		5855.000	70.185	72.245	-40.615	110.800	-2.060	PK
4		5875.000	63.175	65.183	-42.025	105.200	-2.008	PK
5		5925.000	63.999	65.754	-4.201	68.200	-1.754	PK
6	*	5957.295	66.327	67.833	-1.873	68.200	-1.506	PK

Note 1: " * ", means this data is the worst emission level.

Note 2: Measure Level (dBμV/m) = Reading Level (dBμV) + Factor (dB/m).

Note 3: Factor (dB/m) = Cable Loss (dB) + Antenna Factor (dB/m) - Pre_Amplifier Gain (dB).

Site: SIP-AC2	Test Date: 2023-10-17
Limit: FCC_5G_RE(3m)	Engineer: Mero Zhou
Probe: HF907_102861_1-18GHz	Polarity: Horizontal
EUT: Dragonfly Industrial Wireless Access Point	Power: By PoE
Test Mode: Transmit by 802.11ac-VHT20 at 5180MHz	

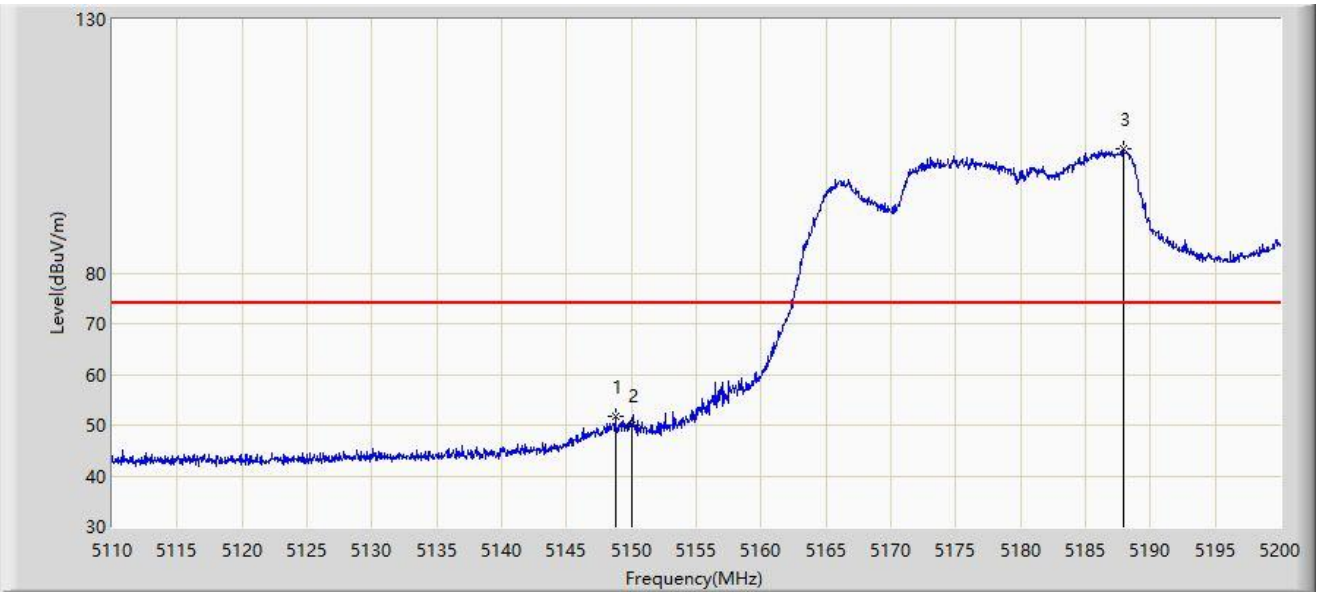

No	Mark	Frequency (MHz)	Measure Level (dBμV/m)	Reading Level (dBμV)	Margin (dB)	Limit (dBμV/m)	Factor (dB/m)	Type
1	*	5148.745	51.766	50.085	-22.234	74.000	1.680	PK
2		5150.000	50.044	48.115	-23.956	74.000	1.929	PK
3		5187.895	104.353	61.630	N/A	N/A	42.723	PK

Note 1: " * ", means this data is the worst emission level.

Note 2: Measure Level (dBμV/m) = Reading Level (dBμV) + Factor (dB/m).

Note 3: Factor (dB/m) = Cable Loss (dB) + Antenna Factor (dB/m) - Pre_Amplifier Gain (dB).

Site: SIP-AC2	Test Date: 2023-10-17
Limit: FCC_5G_RE(3m)	Engineer: Mero Zhou
Probe: HF907_102861_1-18GHz	Polarity: Horizontal
EUT: Dragonfly Industrial Wireless Access Point	Power: By PoE
Test Mode: Transmit by 802.11ac-VHT20 at 5180MHz	

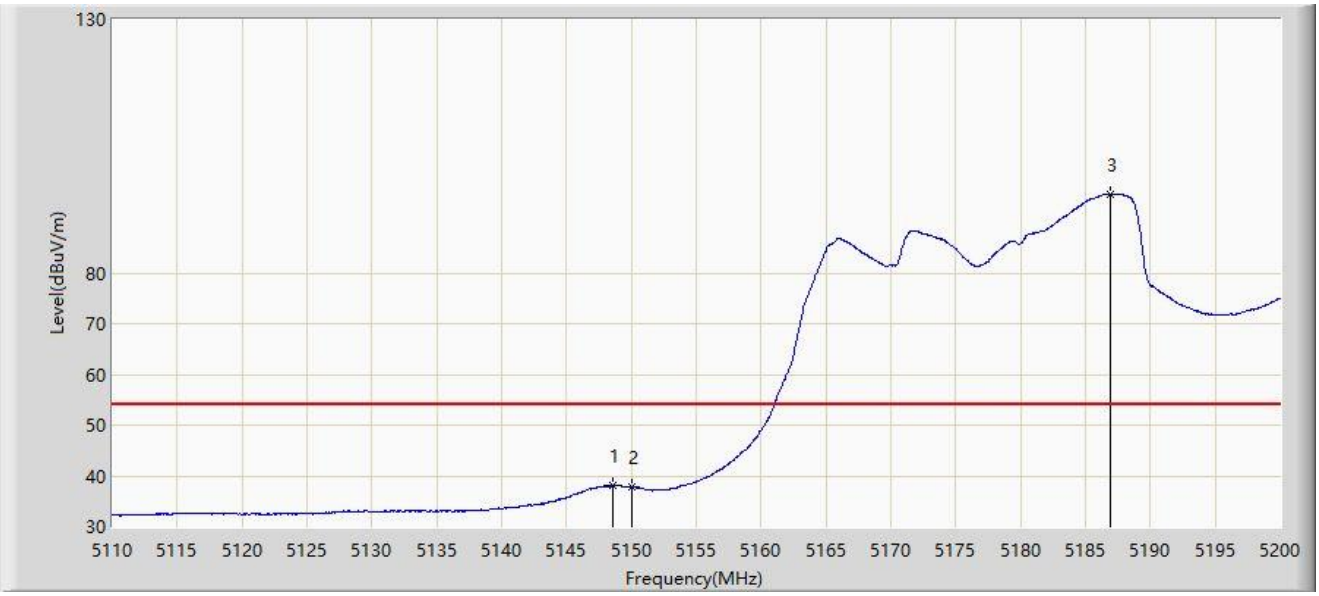

No	Mark	Frequency (MHz)	Measure Level (dBμV/m)	Reading Level (dBμV)	Margin (dB)	Limit (dBμV/m)	Factor (dB/m)	Type
1	*	5148.565	37.983	36.334	-16.017	54.000	1.649	AV
2		5150.000	37.776	35.847	-16.224	54.000	1.929	AV
3		5186.950	95.543	53.956	N/A	N/A	41.587	AV

Note 1: " * ", means this data is the worst emission level.

Note 2: Measure Level (dBμV/m) = Reading Level (dBμV) + Factor (dB/m).

Note 3: Factor (dB/m) = Cable Loss (dB) + Antenna Factor (dB/m) - Pre_Amplifier Gain (dB).

Site: SIP-AC2	Test Date: 2023-10-17
Limit: FCC_5G_RE(3m)	Engineer: Mero Zhou
Probe: HF907_102861_1-18GHz	Polarity: Vertical
EUT: Dragonfly Industrial Wireless Access Point	Power: By PoE
Test Mode: Transmit by 802.11ac-VHT20 at 5180MHz	

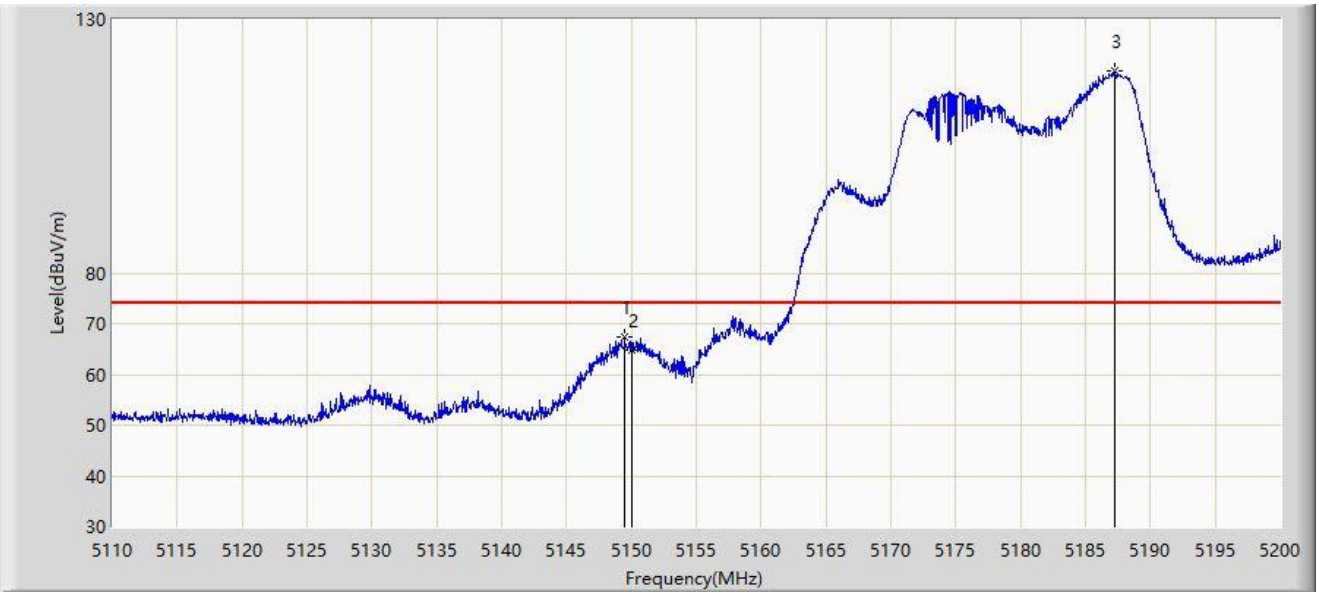

No	Mark	Frequency (MHz)	Measure Level (dBμV/m)	Reading Level (dBμV)	Margin (dB)	Limit (dBμV/m)	Factor (dB/m)	Type
1	*	5149.465	67.321	65.495	-6.679	74.000	1.827	PK
2		5150.000	64.862	62.933	-9.138	74.000	1.929	PK
3		5187.220	119.966	78.105	N/A	N/A	41.861	PK

Note 1: " * ", means this data is the worst emission level.

Note 2: Measure Level (dBμV/m) = Reading Level (dBμV) + Factor (dB/m).

Note 3: Factor (dB/m) = Cable Loss (dB) + Antenna Factor (dB/m) - Pre_Amplifier Gain (dB).

Site: SIP-AC2	Test Date: 2023-10-17
Limit: FCC_5G_RE(3m)	Engineer: Mero Zhou
Probe: HF907_102861_1-18GHz	Polarity: Vertical
EUT: Dragonfly Industrial Wireless Access Point	Power: By PoE
Test Mode: Transmit by 802.11ac-VHT20 at 5180MHz	

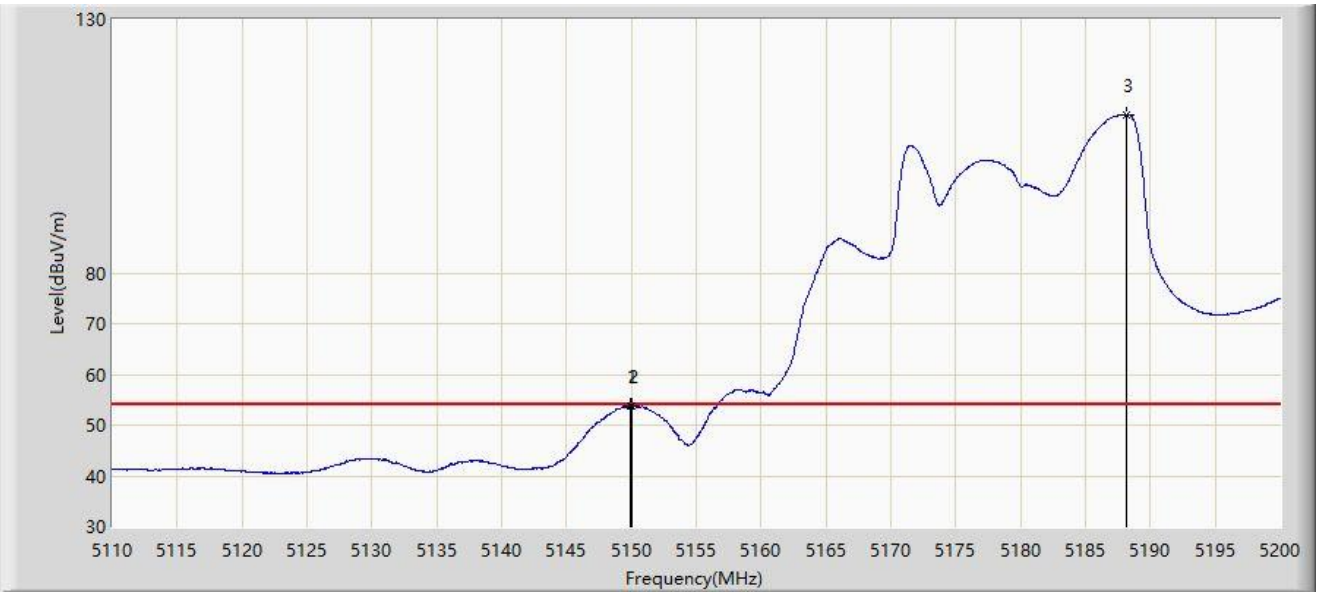

No	Mark	Frequency (MHz)	Measure Level (dBμV/m)	Reading Level (dBμV)	Margin (dB)	Limit (dBμV/m)	Factor (dB/m)	Type
1	*	5149.915	53.751	51.835	-0.249	54.000	1.916	AV
2		5150.000	53.696	51.767	-0.304	54.000	1.929	AV
3		5188.210	111.265	68.032	N/A	N/A	43.233	AV

Note 1: " * ", means this data is the worst emission level.

Note 2: Measure Level (dBμV/m) = Reading Level (dBμV) + Factor (dB/m).

Note 3: Factor (dB/m) = Cable Loss (dB) + Antenna Factor (dB/m) - Pre_Amplifier Gain (dB).

Site: SIP-AC2	Test Date: 2023-10-17
Limit: FCC_5G_RE(3m)	Engineer: Mero Zhou
Probe: HF907_102861_1-18GHz	Polarity: Horizontal
EUT: Dragonfly Industrial Wireless Access Point	Power: By PoE
Test Mode: Transmit by 802.11ac-VHT20 at 5320MHz	

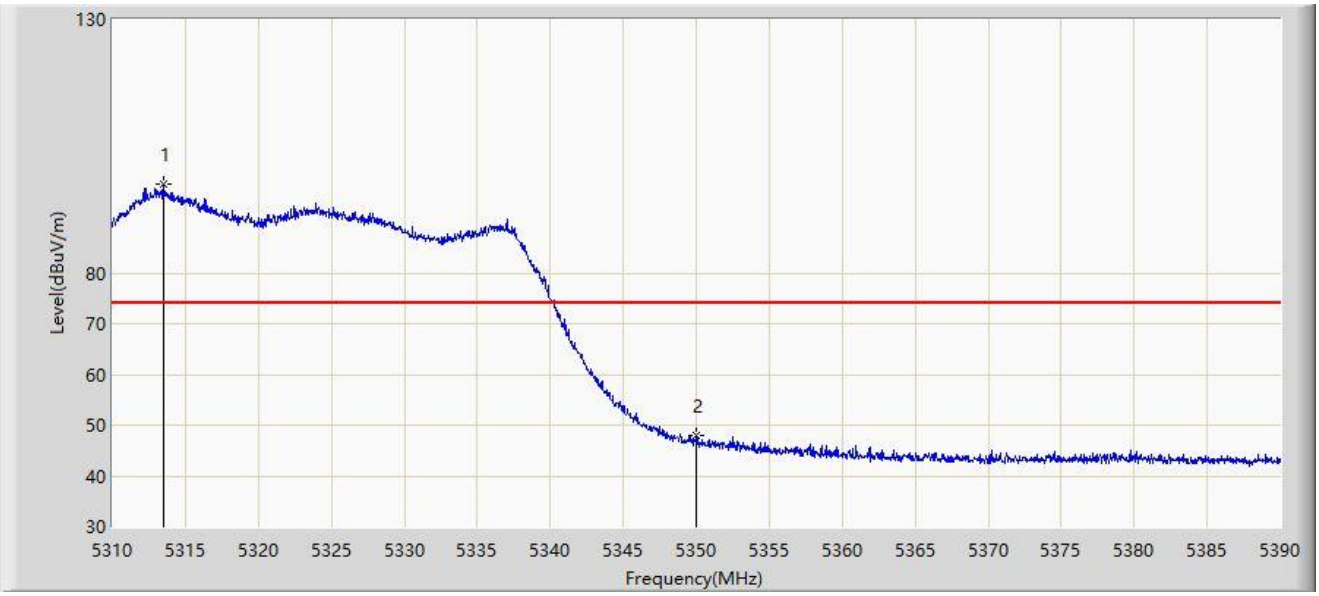

No	Mark	Frequency (MHz)	Measure Level (dBμV/m)	Reading Level (dBμV)	Margin (dB)	Limit (dBμV/m)	Factor (dB/m)	Type
1		5313.480	97.590	45.334	N/A	N/A	52.255	PK
2	*	5350.000	48.004	43.900	-25.996	74.000	4.104	PK

Note 1: " * ", means this data is the worst emission level.

Note 2: Measure Level (dBμV/m) = Reading Level (dBμV) + Factor (dB/m).

Note 3: Factor (dB/m) = Cable Loss (dB) + Antenna Factor (dB/m) - Pre_Amplifier Gain (dB).

Site: SIP-AC2	Test Date: 2023-10-17
Limit: FCC_5G_RE(3m)	Engineer: Mero Zhou
Probe: HF907_102861_1-18GHz	Polarity: Horizontal
EUT: Dragonfly Industrial Wireless Access Point	Power: By PoE
Test Mode: Transmit by 802.11ac-VHT20 at 5320MHz	

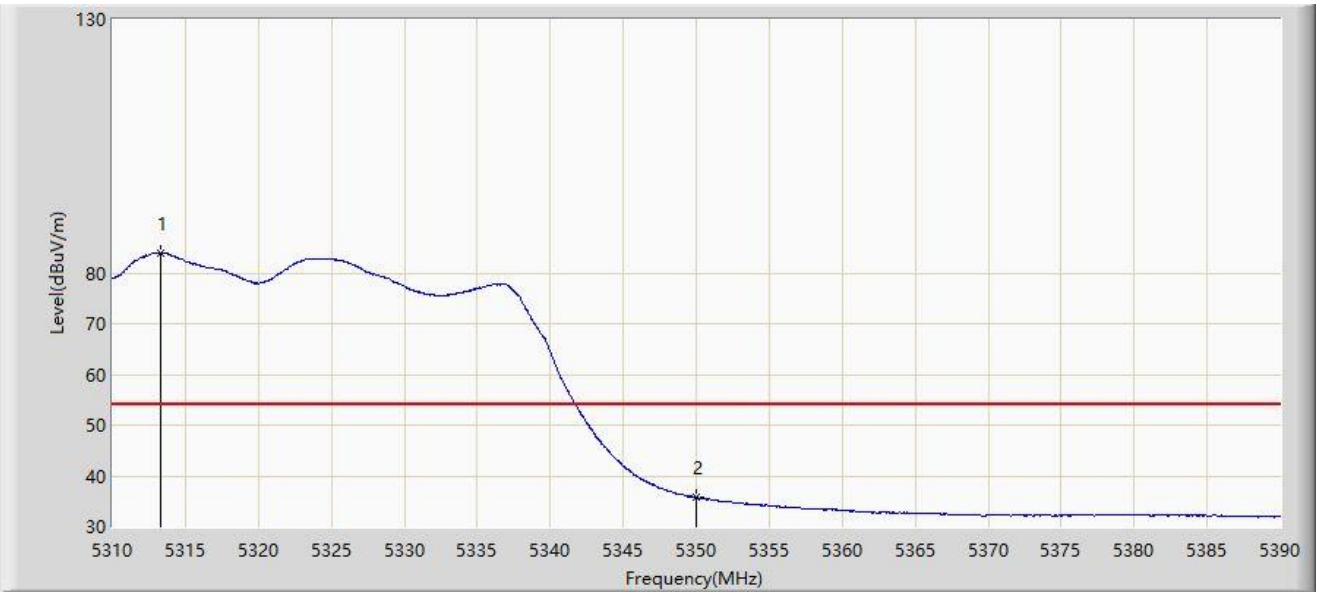

No	Mark	Frequency (MHz)	Measure Level (dBμV/m)	Reading Level (dBμV)	Margin (dB)	Limit (dBμV/m)	Factor (dB/m)	Type
1		5313.320	83.945	31.808	N/A	N/A	52.136	AV
2	*	5350.000	35.667	31.563	-18.333	54.000	4.104	AV

Note 1: " * ", means this data is the worst emission level.

Note 2: Measure Level (dBμV/m) = Reading Level (dBμV) + Factor (dB/m).

Note 3: Factor (dB/m) = Cable Loss (dB) + Antenna Factor (dB/m) - Pre_Amplifier Gain (dB).

Site: SIP-AC2	Test Date: 2023-10-17
Limit: FCC_5G_RE(3m)	Engineer: Mero Zhou
Probe: HF907_102861_1-18GHz	Polarity: Vertical
EUT: Dragonfly Industrial Wireless Access Point	Power: By PoE
Test Mode: Transmit by 802.11ac-VHT20 at 5320MHz	

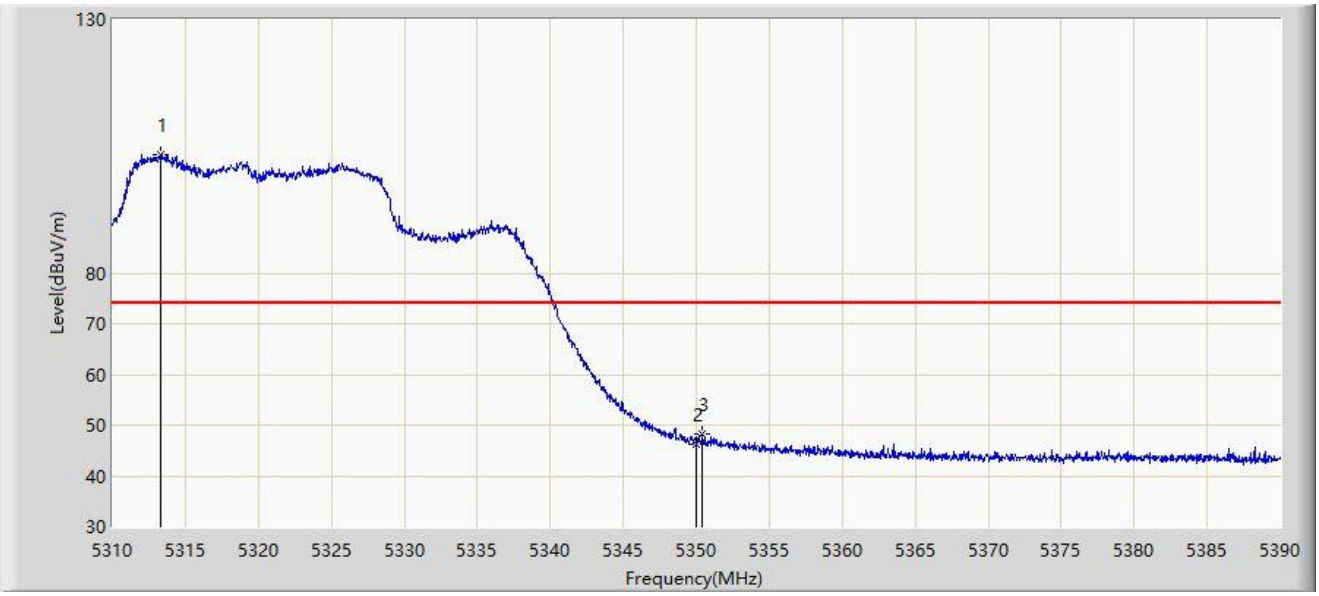

No	Mark	Frequency (MHz)	Measure Level (dBμV/m)	Reading Level (dBμV)	Margin (dB)	Limit (dBμV/m)	Factor (dB/m)	Type
1		5313.320	103.265	51.128	N/A	N/A	52.136	PK
2		5350.000	46.322	42.218	-27.678	74.000	4.104	PK
3	*	5350.440	48.295	44.422	-25.705	74.000	3.874	PK

Note 1: " * ", means this data is the worst emission level.

Note 2: Measure Level (dBμV/m) = Reading Level (dBμV) + Factor (dB/m).

Note 3: Factor (dB/m) = Cable Loss (dB) + Antenna Factor (dB/m) - Pre_Amplifier Gain (dB).

Site: SIP-AC2	Test Date: 2023-10-17
Limit: FCC_5G_RE(3m)	Engineer: Mero Zhou
Probe: HF907_102861_1-18GHz	Polarity: Vertical
EUT: Dragonfly Industrial Wireless Access Point	Power: By PoE
Test Mode: Transmit by 802.11ac-VHT20 at 5320MHz	

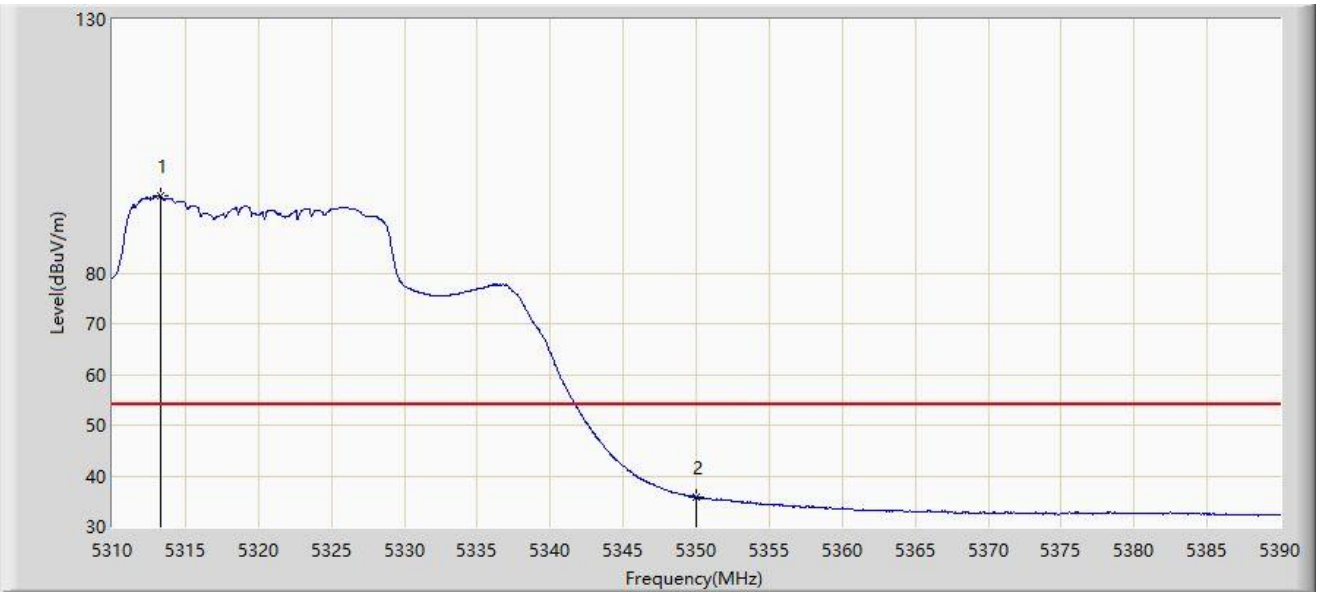

No	Mark	Frequency (MHz)	Measure Level (dBμV/m)	Reading Level (dBμV)	Margin (dB)	Limit (dBμV/m)	Factor (dB/m)	Type
1		5313.320	95.085	42.948	N/A	N/A	52.136	AV
2	*	5350.000	35.787	31.683	-18.213	54.000	4.104	AV

Note 1: " * ", means this data is the worst emission level.

Note 2: Measure Level (dBμV/m) = Reading Level (dBμV) + Factor (dB/m).

Note 3: Factor (dB/m) = Cable Loss (dB) + Antenna Factor (dB/m) - Pre_Amplifier Gain (dB).

Site: SIP-AC2	Test Date: 2023-10-18
Limit: FCC_5G_RE(3m)	Engineer: Mero Zhou
Probe: HF907_102861_1-18GHz	Polarity: Horizontal
EUT: Dragonfly Industrial Wireless Access Point	Power: By PoE
Test Mode: Transmit by 802.11ac-VHT20 at 5500MHz	

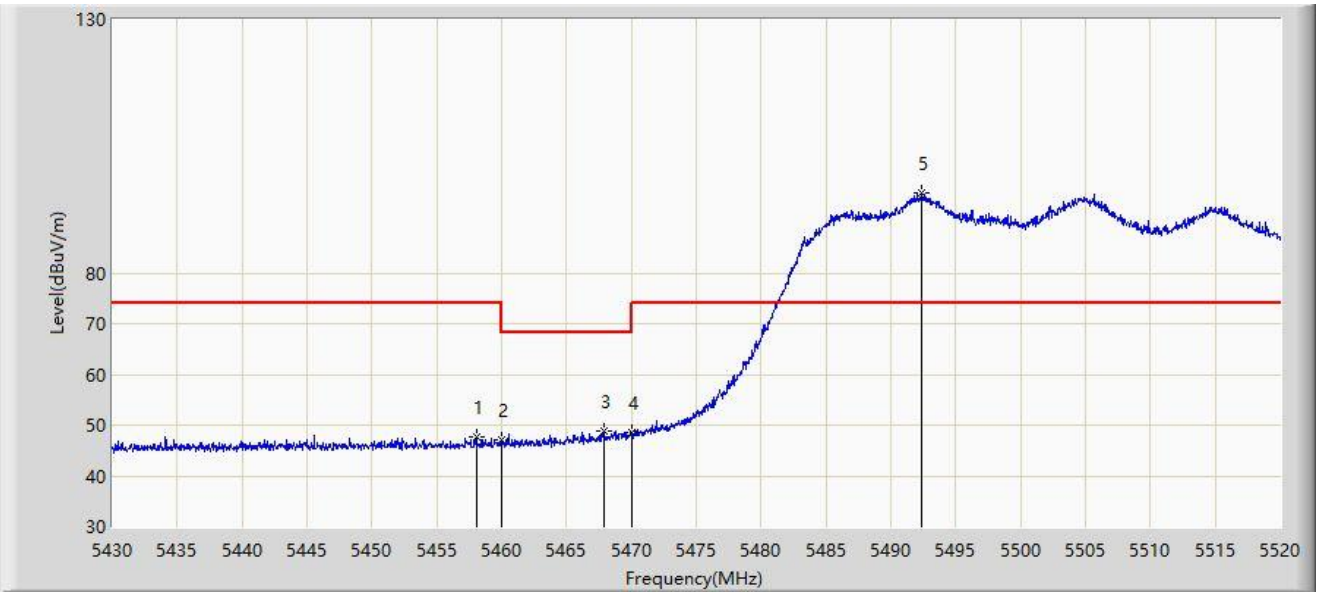

No	Mark	Frequency (MHz)	Measure Level (dBµV/m)	Reading Level (dBµV)	Margin (dB)	Limit (dBµV/m)	Factor (dB/m)	Type
1		5458.080	47.610	46.103	-26.390	74.000	1.507	PK
2		5460.000	46.960	45.319	-21.240	68.200	1.641	PK
3	*	5467.890	48.850	46.005	-19.350	68.200	2.845	PK
4		5470.000	48.569	45.232	-19.631	68.200	3.337	PK
5		5492.325	95.800	45.922	N/A	N/A	49.877	PK

Note 1: " * ", means this data is the worst emission level.

Note 2: Measure Level (dBµV/m) = Reading Level (dBµV) + Factor (dB/m).

Note 3: Factor (dB/m) = Cable Loss (dB) + Antenna Factor (dB/m) - Pre_Amplifier Gain (dB).

Site: SIP-AC2	Test Date: 2023-10-18
Limit: FCC_5G_RE(3m)	Engineer: Mero Zhou
Probe: HF907_102861_1-18GHz	Polarity: Horizontal
EUT: Dragonfly Industrial Wireless Access Point	Power: By PoE
Test Mode: Transmit by 802.11ac-VHT20 at 5500MHz	

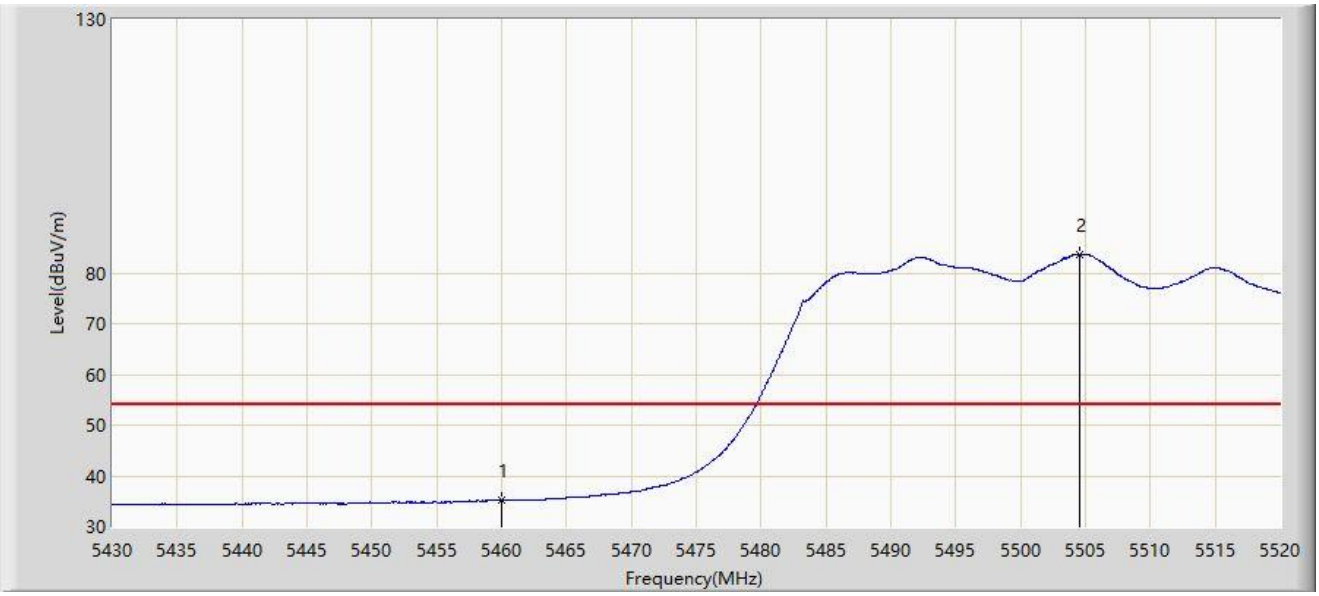

No	Mark	Frequency (MHz)	Measure Level (dBμV/m)	Reading Level (dBμV)	Margin (dB)	Limit (dBμV/m)	Factor (dB/m)	Type
1	*	5460.000	35.177	33.536	-18.823	54.000	1.641	AV
2		5504.565	83.723	34.284	N/A	N/A	49.439	AV

Note 1: " * ", means this data is the worst emission level.

Note 2: Measure Level (dBμV/m) = Reading Level (dBμV) + Factor (dB/m).

Note 3: Factor (dB/m) = Cable Loss (dB) + Antenna Factor (dB/m) - Pre_Amplifier Gain (dB).

Site: SIP-AC2	Test Date: 2023-10-18
Limit: FCC_5G_RE(3m)	Engineer: Mero Zhou
Probe: HF907_102861_1-18GHz	Polarity: Vertical
EUT: Dragonfly Industrial Wireless Access Point	Power: By PoE
Test Mode: Transmit by 802.11ac-VHT20 at 5500MHz	

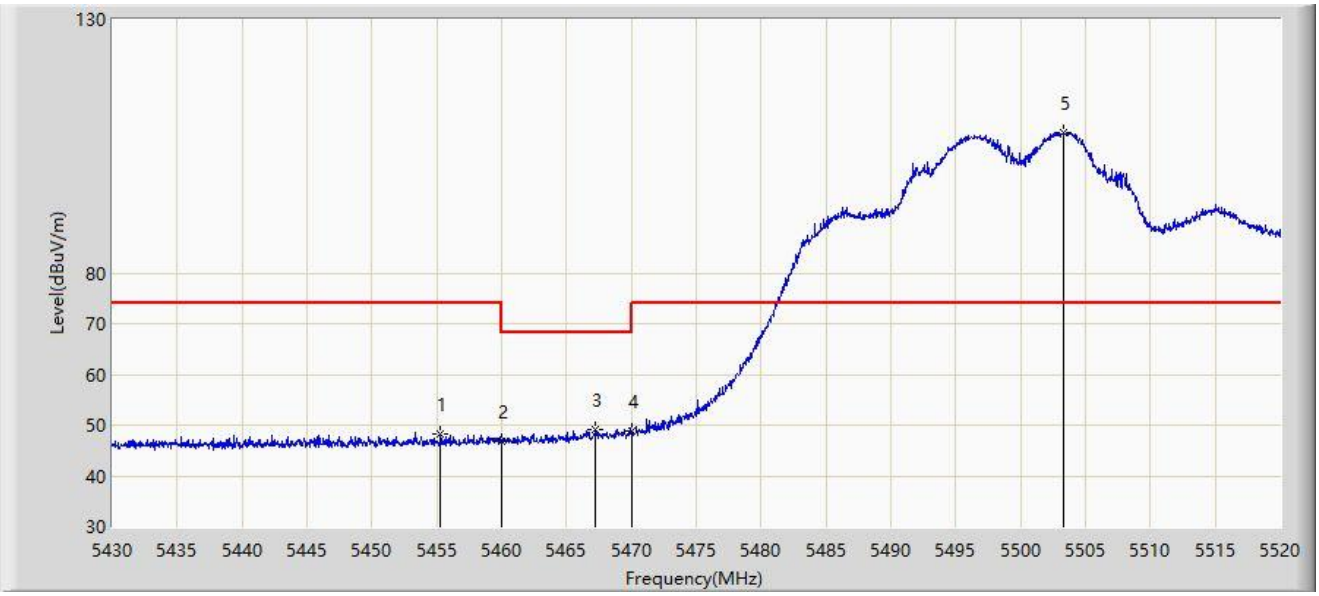

No	Mark	Frequency (MHz)	Measure Level (dBµV/m)	Reading Level (dBµV)	Margin (dB)	Limit (dBµV/m)	Factor (dB/m)	Type
1		5455.290	48.303	46.976	-25.697	74.000	1.327	PK
2		5460.000	46.719	45.078	-21.481	68.200	1.641	PK
3	*	5467.215	49.129	46.477	-19.071	68.200	2.652	PK
4		5470.000	48.745	45.408	-19.455	68.200	3.337	PK
5		5503.260	107.734	60.540	N/A	N/A	47.194	PK

Note 1: " * ", means this data is the worst emission level.

Note 2: Measure Level (dBµV/m) = Reading Level (dBµV) + Factor (dB/m).

Note 3: Factor (dB/m) = Cable Loss (dB) + Antenna Factor (dB/m) - Pre_Amplifier Gain (dB).

Site: SIP-AC2	Test Date: 2023-10-18
Limit: FCC_5G_RE(3m)	Engineer: Mero Zhou
Probe: HF907_102861_1-18GHz	Polarity: Vertical
EUT: Dragonfly Industrial Wireless Access Point	Power: By PoE
Test Mode: Transmit by 802.11ac-VHT20 at 5500MHz	

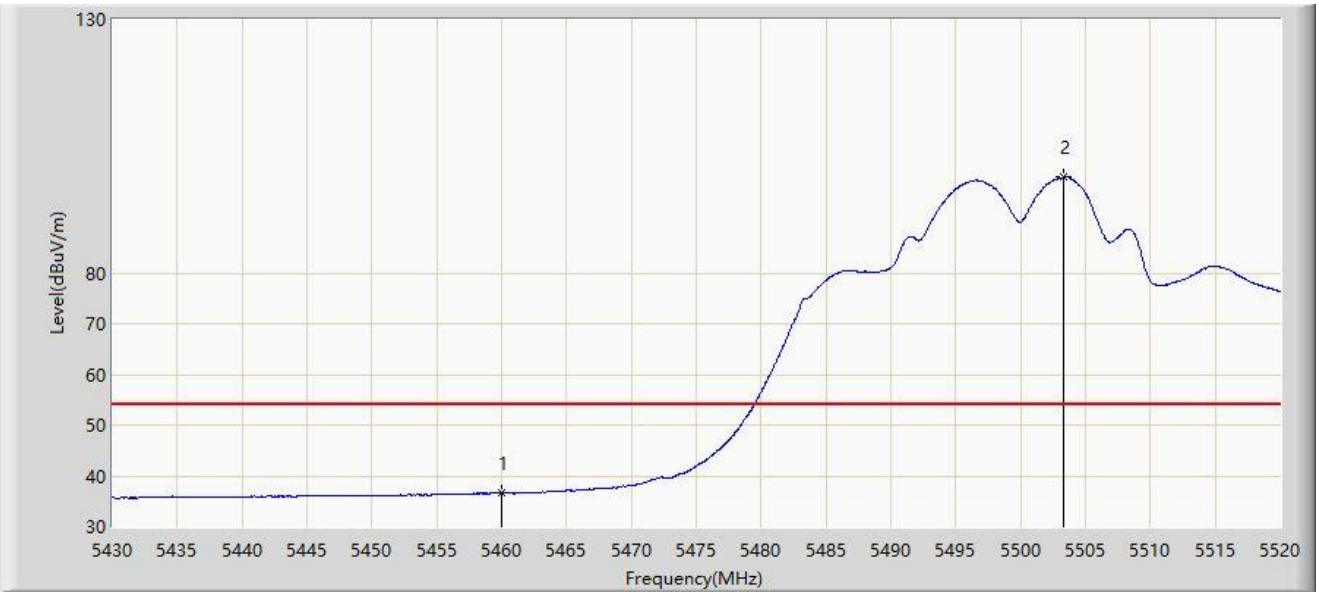

No	Mark	Frequency (MHz)	Measure Level (dBμV/m)	Reading Level (dBμV)	Margin (dB)	Limit (dBμV/m)	Factor (dB/m)	Type
1	*	5460.000	36.597	34.956	-17.403	54.000	1.641	AV
2		5503.305	98.866	51.574	N/A	N/A	47.292	AV

Note 1: " * ", means this data is the worst emission level.

Note 2: Measure Level (dBμV/m) = Reading Level (dBμV) + Factor (dB/m).

Note 3: Factor (dB/m) = Cable Loss (dB) + Antenna Factor (dB/m) - Pre_Amplifier Gain (dB).

Site: SIP-AC2	Test Date: 2023-10-18
Limit: FCC_5G_RE(3m)	Engineer: Mero Zhou
Probe: HF907_102861_1-18GHz	Polarity: Horizontal
EUT: Dragonfly Industrial Wireless Access Point	Power: By PoE
Test Mode: Transmit by 802.11ac-VHT20 at 5700MHz	

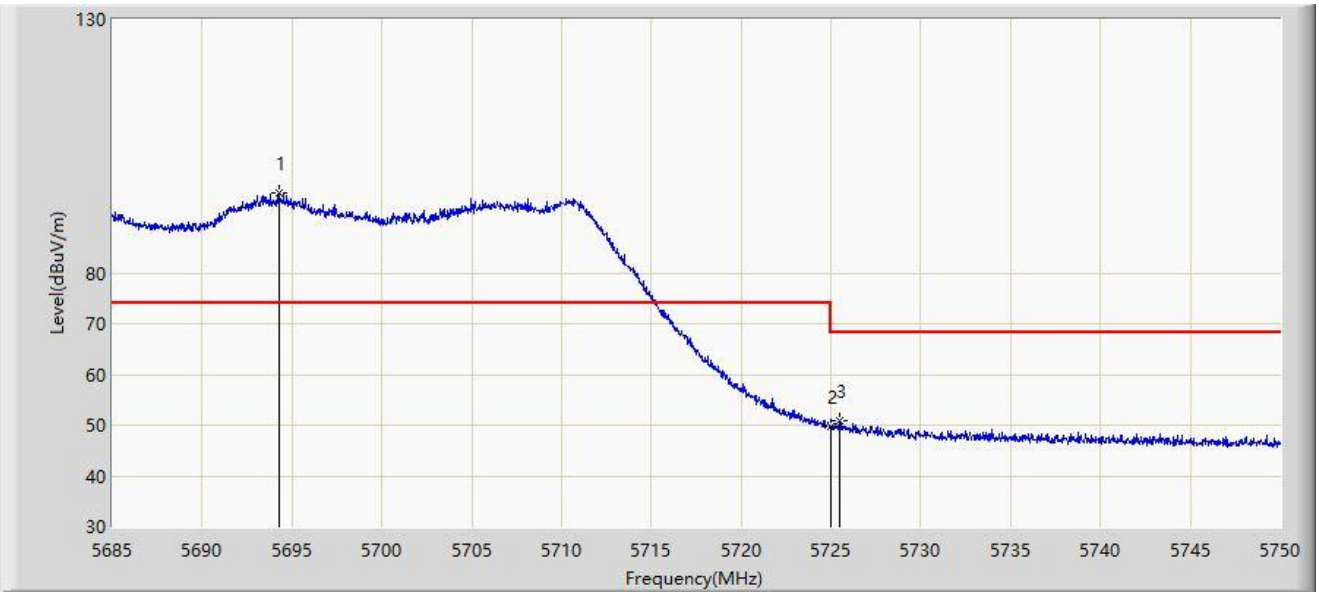

No	Mark	Frequency (MHz)	Measure Level (dBμV/m)	Reading Level (dBμV)	Margin (dB)	Limit (dBμV/m)	Factor (dB/m)	Type
1		5694.263	95.700	47.420	N/A	N/A	48.281	PK
2		5725.000	49.747	44.676	-18.453	68.200	5.070	PK
3	*	5725.462	50.821	46.012	-17.379	68.200	4.810	PK

Note 1: " * ", means this data is the worst emission level.

Note 2: Measure Level (dBμV/m) = Reading Level (dBμV) + Factor (dB/m).

Note 3: Factor (dB/m) = Cable Loss (dB) + Antenna Factor (dB/m) - Pre_Amplifier Gain (dB).

Site: SIP-AC2	Test Date: 2023-10-18
Limit: FCC_5G_RE(3m)	Engineer: Mero Zhou
Probe: HF907_102861_1-18GHz	Polarity: Vertical
EUT: Dragonfly Industrial Wireless Access Point	Power: By PoE
Test Mode: Transmit by 802.11ac-VHT20 at 5700MHz	

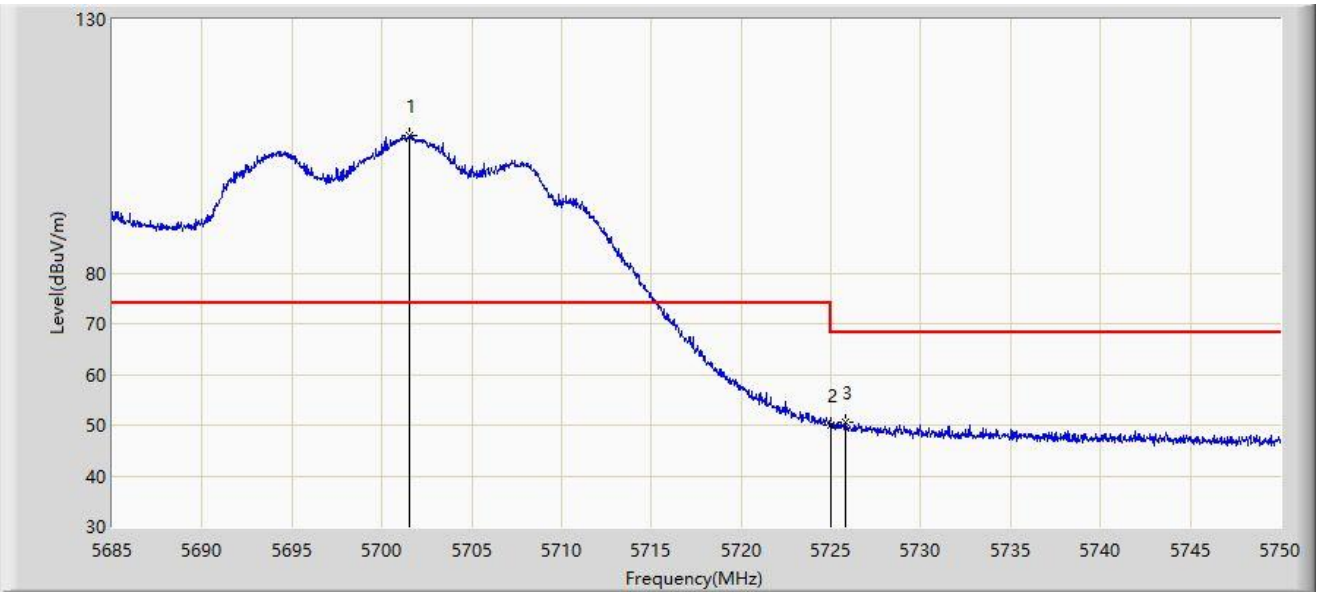

No	Mark	Frequency (MHz)	Measure Level (dBμV/m)	Reading Level (dBμV)	Margin (dB)	Limit (dBμV/m)	Factor (dB/m)	Type
1		5701.575	106.962	64.098	N/A	N/A	42.863	PK
2		5725.000	50.124	45.053	-18.076	68.200	5.070	PK
3	*	5725.788	50.718	46.086	-17.482	68.200	4.632	PK

Note 1: " * ", means this data is the worst emission level.

Note 2: Measure Level (dBμV/m) = Reading Level (dBμV) + Factor (dB/m).

Note 3: Factor (dB/m) = Cable Loss (dB) + Antenna Factor (dB/m) - Pre_Amplifier Gain (dB).

Site: SIP-AC2	Test Date: 2023-10-18
Limit: FCC_5.8G_RE(3m)	Engineer: Mero Zhou
Probe: HF907_102861_1-18GHz	Polarity: Horizontal
EUT: Dragonfly Industrial Wireless Access Point	Power: By PoE
Test Mode: Transmit by 802.11ac-VHT20 at 5745MHz	

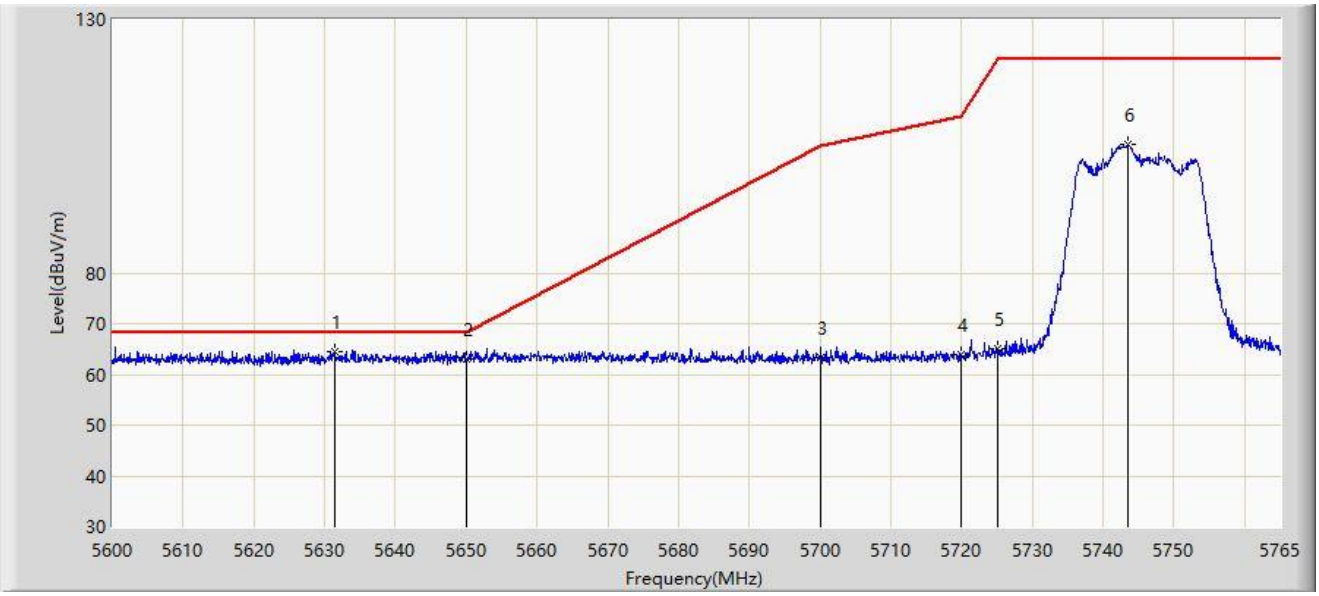

No	Mark	Frequency (MHz)	Measure Level (dBµV/m)	Reading Level (dBµV)	Margin (dB)	Limit (dBµV/m)	Factor (dB/m)	Type
1	*	5631.350	64.354	66.854	-3.846	68.200	-2.500	PK
2		5650.000	62.936	65.213	-5.264	68.200	-2.276	PK
3		5700.000	63.389	65.718	-41.811	105.200	-2.328	PK
4		5720.000	63.779	66.044	-47.021	110.800	-2.265	PK
5		5725.000	65.127	67.379	-57.073	122.200	-2.253	PK
6		5743.550	105.367	107.290	N/A	N/A	-1.924	PK

Note 1: " * ", means this data is the worst emission level.

Note 2: Measure Level (dBµV/m) = Reading Level (dBµV) + Factor (dB/m).

Note 3: Factor (dB/m) = Cable Loss (dB) + Antenna Factor (dB/m) - Pre_Amplifier Gain (dB).

Site: SIP-AC2	Test Date: 2023-10-18
Limit: FCC_5.8G_RE(3m)	Engineer: Mero Zhou
Probe: HF907_102861_1-18GHz	Polarity: Vertical
EUT: Dragonfly Industrial Wireless Access Point	Power: By PoE
Test Mode: Transmit by 802.11ac-VHT20 at 5745MHz	

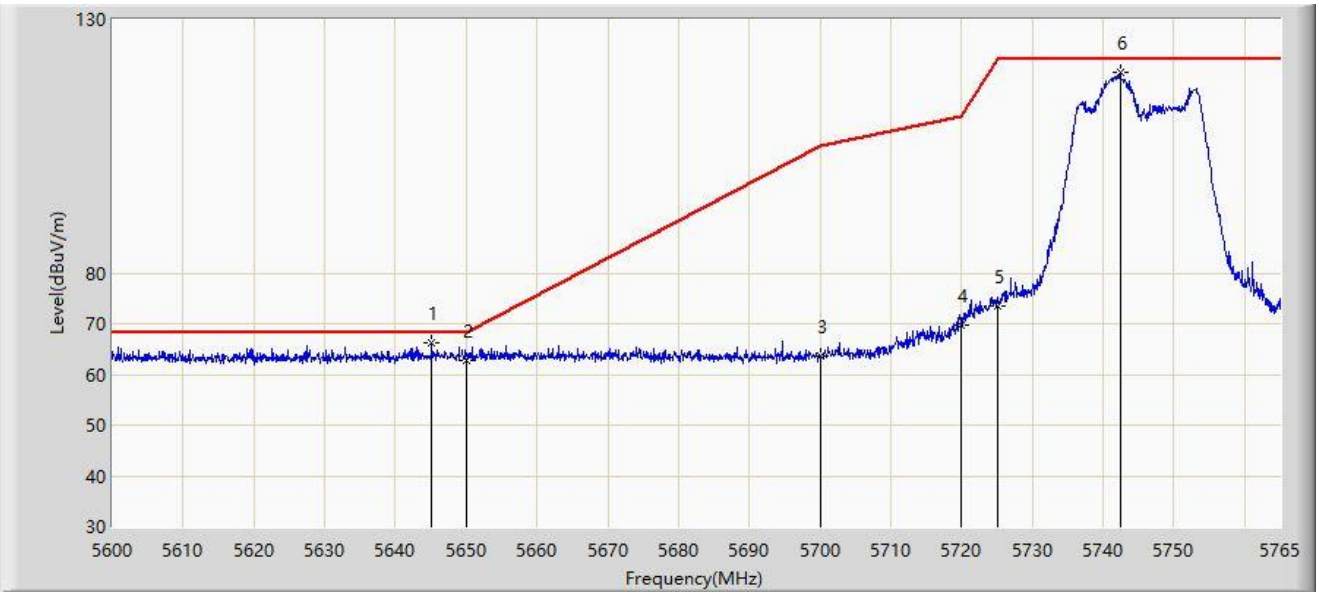

No	Mark	Frequency (MHz)	Measure Level (dBµV/m)	Reading Level (dBµV)	Margin (dB)	Limit (dBµV/m)	Factor (dB/m)	Type
1	*	5645.127	66.327	68.666	-1.873	68.200	-2.339	PK
2		5650.000	62.847	65.124	-5.353	68.200	-2.276	PK
3		5700.000	63.659	65.988	-41.541	105.200	-2.328	PK
4		5720.000	69.705	71.970	-41.095	110.800	-2.265	PK
5		5725.000	73.504	75.756	-48.696	122.200	-2.253	PK
6		5742.395	119.426	121.373	N/A	N/A	-1.946	PK

Note 1: " * ", means this data is the worst emission level.

Note 2: Measure Level (dBµV/m) = Reading Level (dBµV) + Factor (dB/m).

Note 3: Factor (dB/m) = Cable Loss (dB) + Antenna Factor (dB/m) - Pre_Amplifier Gain (dB).

Site: SIP-AC2	Test Date: 2023-10-18
Limit: FCC_5.8G_RE(3m)	Engineer: Mero Zhou
Probe: HF907_102861_1-18GHz	Polarity: Horizontal
EUT: Dragonfly Industrial Wireless Access Point	Power: By PoE
Test Mode: Transmit by 802.11ac-VHT20 at 5825MHz	

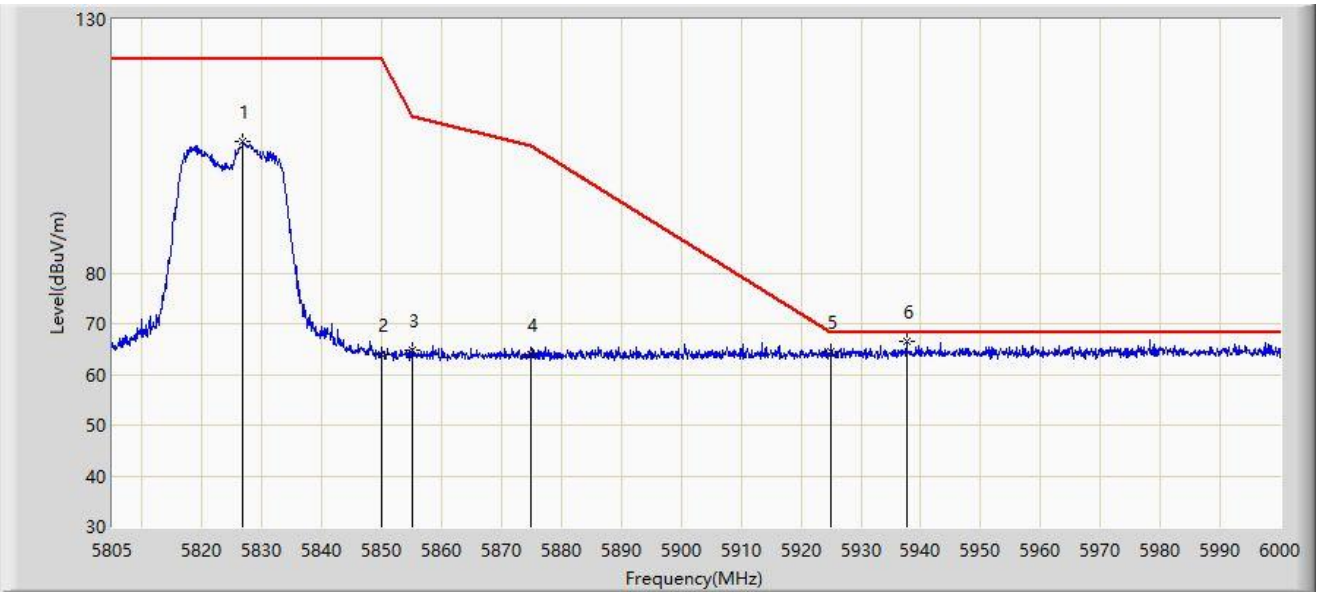

No	Mark	Frequency (MHz)	Measure Level (dBμV/m)	Reading Level (dBμV)	Margin (dB)	Limit (dBμV/m)	Factor (dB/m)	Type
1		5826.840	105.834	107.808	N/A	N/A	-1.974	PK
2		5850.000	63.868	65.928	-58.332	122.200	-2.060	PK
3		5855.000	64.781	66.841	-46.019	110.800	-2.060	PK
4		5875.000	64.022	66.030	-41.178	105.200	-2.008	PK
5		5925.000	64.459	66.214	-3.741	68.200	-1.754	PK
6	*	5937.600	66.456	68.080	-1.744	68.200	-1.623	PK

Note 1: " * ", means this data is the worst emission level.

Note 2: Measure Level (dBμV/m) = Reading Level (dBμV) + Factor (dB/m).

Note 3: Factor (dB/m) = Cable Loss (dB) + Antenna Factor (dB/m) - Pre_Amplifier Gain (dB).

Site: SIP-AC2	Test Date: 2023-10-18
Limit: FCC_5.8G_RE(3m)	Engineer: Mero Zhou
Probe: HF907_102861_1-18GHz	Polarity: Vertical
EUT: Dragonfly Industrial Wireless Access Point	Power: By PoE
Test Mode: Transmit by 802.11ac-VHT20 at 5825MHz	

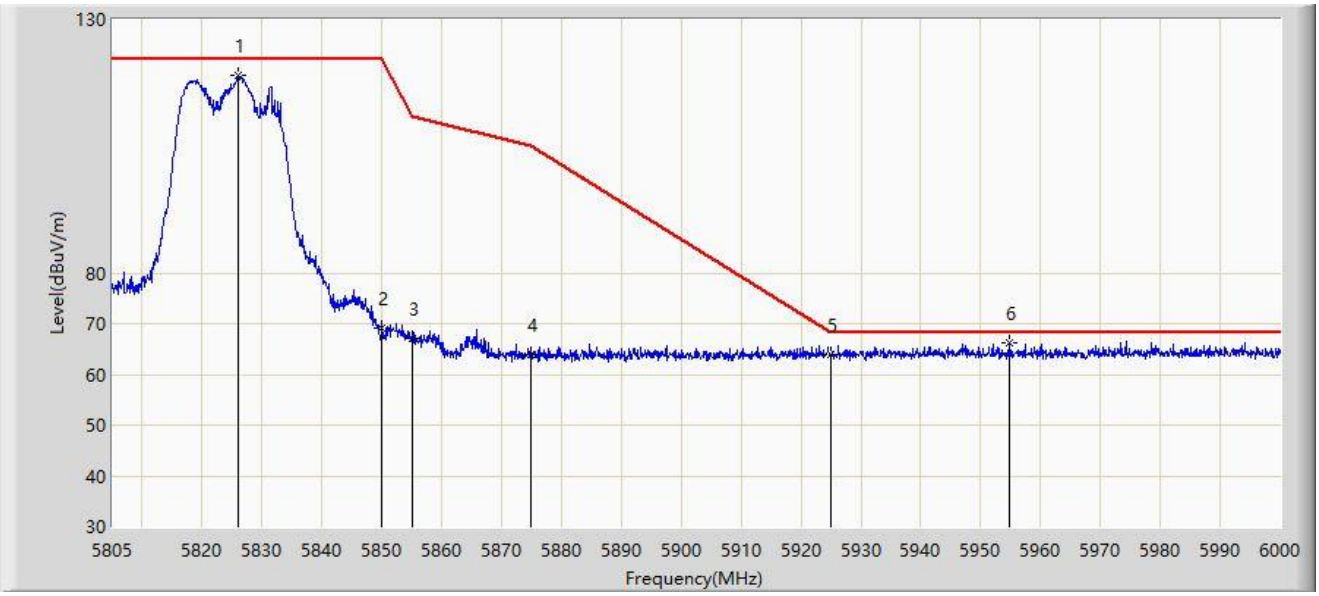

No	Mark	Frequency (MHz)	Measure Level (dBμV/m)	Reading Level (dBμV)	Margin (dB)	Limit (dBμV/m)	Factor (dB/m)	Type
1		5826.060	118.854	120.801	N/A	N/A	-1.947	PK
2		5850.000	69.082	71.142	-53.118	122.200	-2.060	PK
3		5855.000	67.197	69.257	-43.603	110.800	-2.060	PK
4		5875.000	63.781	65.789	-41.419	105.200	-2.008	PK
5		5925.000	63.770	65.525	-4.430	68.200	-1.754	PK
6	*	5954.760	66.280	67.793	-1.920	68.200	-1.514	PK

Note 1: " * ", means this data is the worst emission level.

Note 2: Measure Level (dBμV/m) = Reading Level (dBμV) + Factor (dB/m).

Note 3: Factor (dB/m) = Cable Loss (dB) + Antenna Factor (dB/m) - Pre_Amplifier Gain (dB).

Site: SIP-AC2	Test Date: 2023-10-17
Limit: FCC_5G_RE(3m)	Engineer: Mero Zhou
Probe: HF907_102861_1-18GHz	Polarity: Horizontal
EUT: Dragonfly Industrial Wireless Access Point	Power: By PoE
Test Mode: Transmit by 802.11ac-VHT40 at 5190MHz	

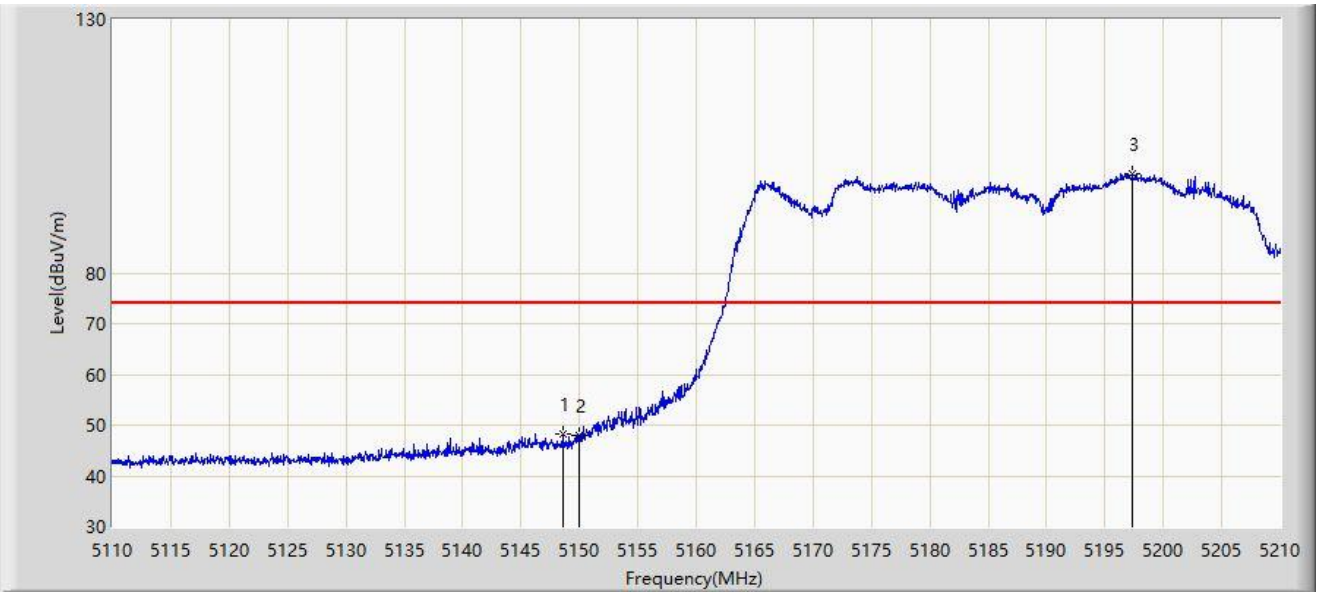

No	Mark	Frequency (MHz)	Measure Level (dBµV/m)	Reading Level (dBµV)	Margin (dB)	Limit (dBµV/m)	Factor (dB/m)	Type
1	*	5148.550	48.321	46.674	-25.679	74.000	1.646	PK
2		5150.000	47.997	46.068	-26.003	74.000	1.929	PK
3		5197.350	99.481	59.558	N/A	N/A	39.923	PK

Note 1: " * ", means this data is the worst emission level.

Note 2: Measure Level (dBµV/m) = Reading Level (dBµV) + Factor (dB/m).

Note 3: Factor (dB/m) = Cable Loss (dB) + Antenna Factor (dB/m) - Pre_Amplifier Gain (dB).

Site: SIP-AC2	Test Date: 2023-10-17
Limit: FCC_5G_RE(3m)	Engineer: Mero Zhou
Probe: HF907_102861_1-18GHz	Polarity: Horizontal
EUT: Dragonfly Industrial Wireless Access Point	Power: By PoE
Test Mode: Transmit by 802.11ac-VHT40 at 5190MHz	

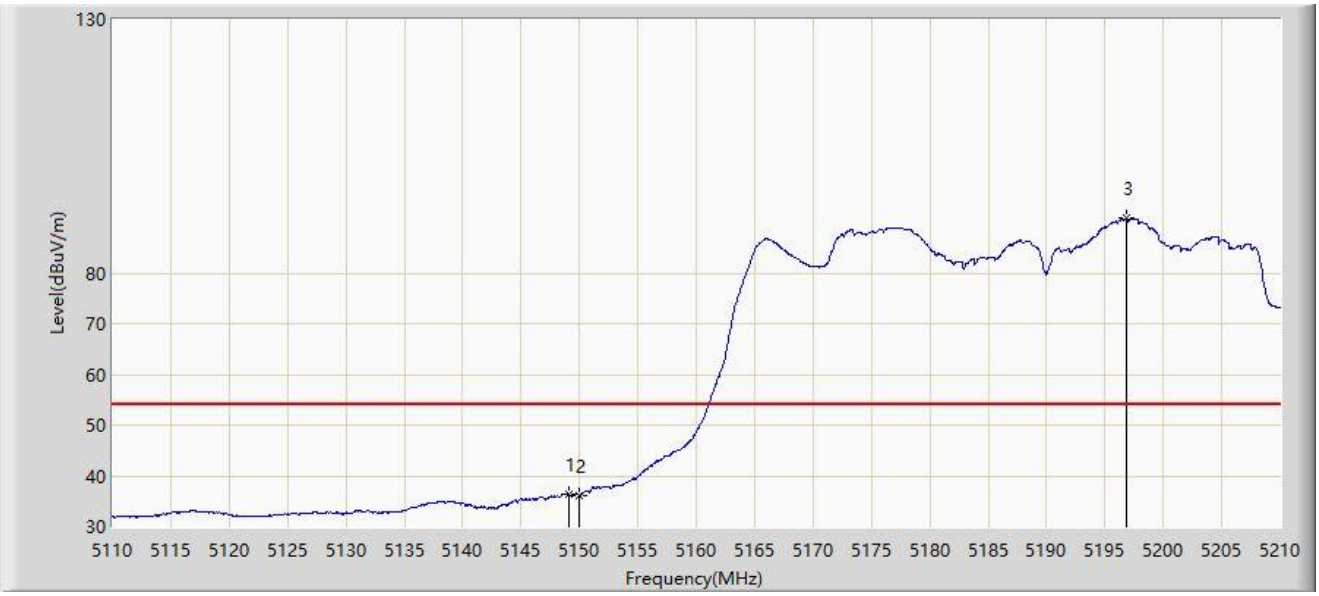

No	Mark	Frequency (MHz)	Measure Level (dBμV/m)	Reading Level (dBμV)	Margin (dB)	Limit (dBμV/m)	Factor (dB/m)	Type
1	*	5149.150	36.481	34.721	-17.519	54.000	1.760	AV
2		5150.000	36.096	34.167	-17.904	54.000	1.929	AV
3		5196.900	90.759	51.103	N/A	N/A	39.657	AV

Note 1: " * ", means this data is the worst emission level.

Note 2: Measure Level (dBμV/m) = Reading Level (dBμV) + Factor (dB/m).

Note 3: Factor (dB/m) = Cable Loss (dB) + Antenna Factor (dB/m) - Pre_Amplifier Gain (dB).

Site: SIP-AC2	Test Date: 2023-10-17
Limit: FCC_5G_RE(3m)	Engineer: Mero Zhou
Probe: HF907_102861_1-18GHz	Polarity: Vertical
EUT: Dragonfly Industrial Wireless Access Point	Power: By PoE
Test Mode: Transmit by 802.11ac-VHT40 at 5190MHz	

No	Mark	Frequency (MHz)	Measure Level (dBµV/m)	Reading Level (dBµV)	Margin (dB)	Limit (dBµV/m)	Factor (dB/m)	Type
1	*	5149.750	66.090	64.204	-7.910	74.000	1.887	PK
2		5150.000	63.676	61.747	-10.324	74.000	1.929	PK
3		5191.650	112.817	70.061	N/A	N/A	42.755	PK

Note 1: " * ", means this data is the worst emission level.

Note 2: Measure Level (dBµV/m) = Reading Level (dBµV) + Factor (dB/m).

Note 3: Factor (dB/m) = Cable Loss (dB) + Antenna Factor (dB/m) - Pre_Amplifier Gain (dB).

Site: SIP-AC2	Test Date: 2023-10-17
Limit: FCC_5G_RE(3m)	Engineer: Mero Zhou
Probe: HF907_102861_1-18GHz	Polarity: Vertical
EUT: Dragonfly Industrial Wireless Access Point	Power: By PoE
Test Mode: Transmit by 802.11ac-VHT40 at 5190MHz	

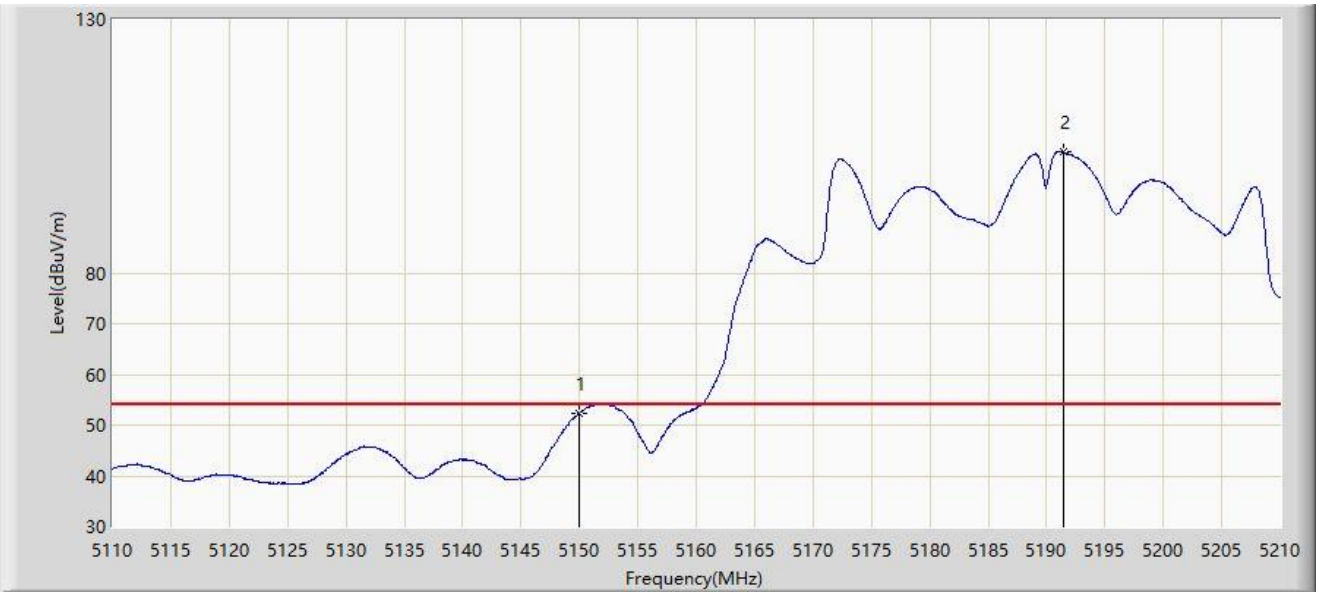

No	Mark	Frequency (MHz)	Measure Level (dBμV/m)	Reading Level (dBμV)	Margin (dB)	Limit (dBμV/m)	Factor (dB/m)	Type
1	*	5150.000	52.413	50.484	-1.587	54.000	1.929	AV
2		5191.450	103.888	60.789	N/A	N/A	43.100	AV

Note 1: " * ", means this data is the worst emission level.

Note 2: Measure Level (dBμV/m) = Reading Level (dBμV) + Factor (dB/m).

Note 3: Factor (dB/m) = Cable Loss (dB) + Antenna Factor (dB/m) - Pre_Amplifier Gain (dB).

Site: SIP-AC2	Test Date: 2023-10-17
Limit: FCC_5G_RE(3m)	Engineer: Mero Zhou
Probe: HF907_102861_1-18GHz	Polarity: Horizontal
EUT: Dragonfly Industrial Wireless Access Point	Power: By PoE
Test Mode: Transmit by 802.11ac-VHT40 at 5310MHz	

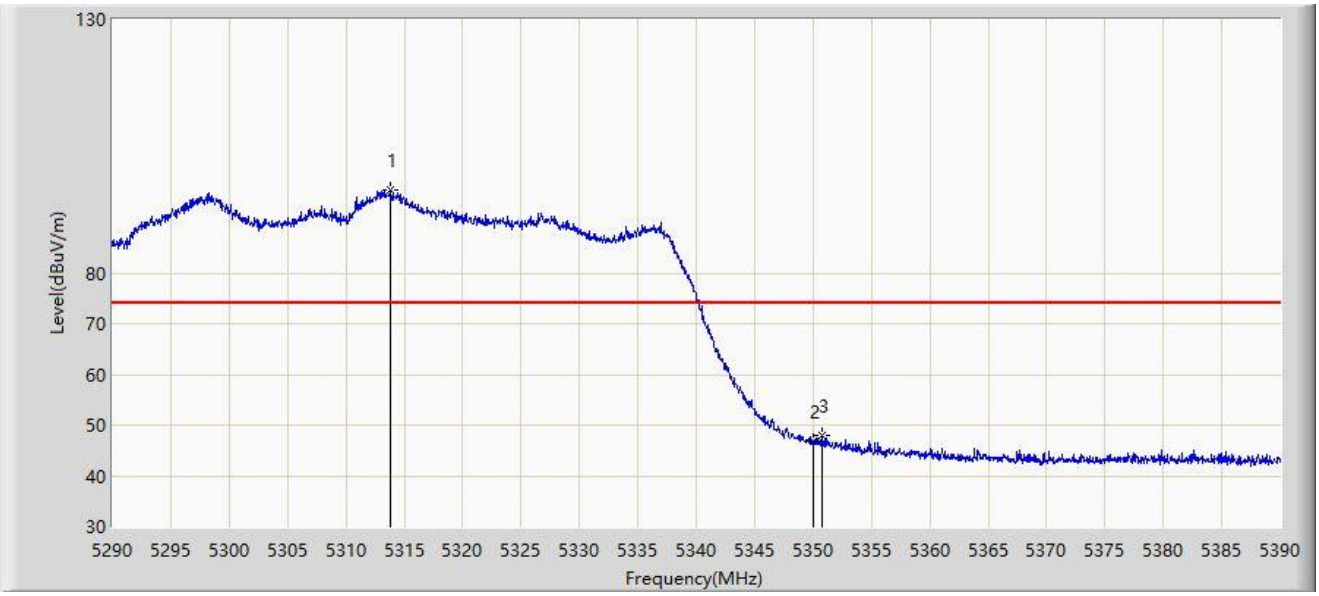

No	Mark	Frequency (MHz)	Measure Level (dBµV/m)	Reading Level (dBµV)	Margin (dB)	Limit (dBµV/m)	Factor (dB/m)	Type
1		5313.800	96.400	44.239	N/A	N/A	52.161	PK
2		5350.000	46.713	42.609	-27.287	74.000	4.104	PK
3	*	5350.800	47.938	44.201	-26.062	74.000	3.737	PK

Note 1: " * ", means this data is the worst emission level.

Note 2: Measure Level (dBµV/m) = Reading Level (dBµV) + Factor (dB/m).

Note 3: Factor (dB/m) = Cable Loss (dB) + Antenna Factor (dB/m) - Pre_Amplifier Gain (dB).

Site: SIP-AC2	Test Date: 2023-10-17
Limit: FCC_5G_RE(3m)	Engineer: Mero Zhou
Probe: HF907_102861_1-18GHz	Polarity: Horizontal
EUT: Dragonfly Industrial Wireless Access Point	Power: By PoE
Test Mode: Transmit by 802.11ac-VHT40 at 5310MHz	

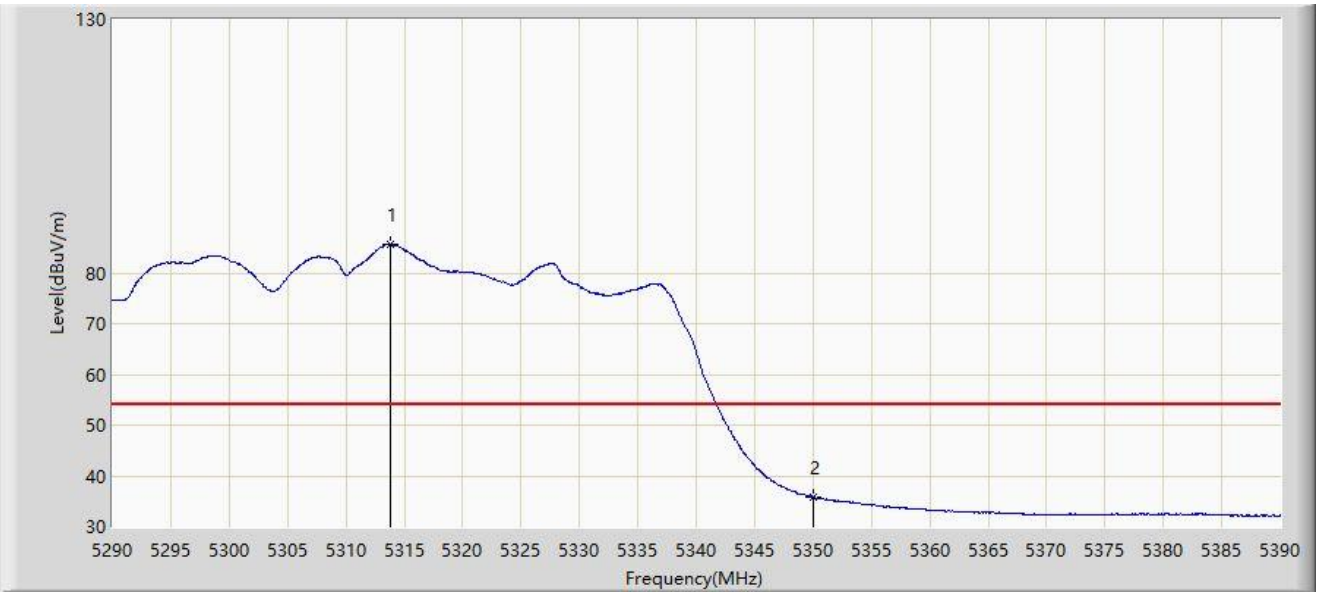

No	Mark	Frequency (MHz)	Measure Level (dBμV/m)	Reading Level (dBμV)	Margin (dB)	Limit (dBμV/m)	Factor (dB/m)	Type
1		5313.750	85.749	33.542	N/A	N/A	52.207	AV
2	*	5350.000	35.746	31.642	-18.254	54.000	4.104	AV

Note 1: " * ", means this data is the worst emission level.

Note 2: Measure Level (dBμV/m) = Reading Level (dBμV) + Factor (dB/m).

Note 3: Factor (dB/m) = Cable Loss (dB) + Antenna Factor (dB/m) - Pre_Amplifier Gain (dB).

Site: SIP-AC2	Test Date: 2023-10-17
Limit: FCC_5G_RE(3m)	Engineer: Mero Zhou
Probe: HF907_102861_1-18GHz	Polarity: Vertical
EUT: Dragonfly Industrial Wireless Access Point	Power: By PoE
Test Mode: Transmit by 802.11ac-VHT40 at 5310MHz	

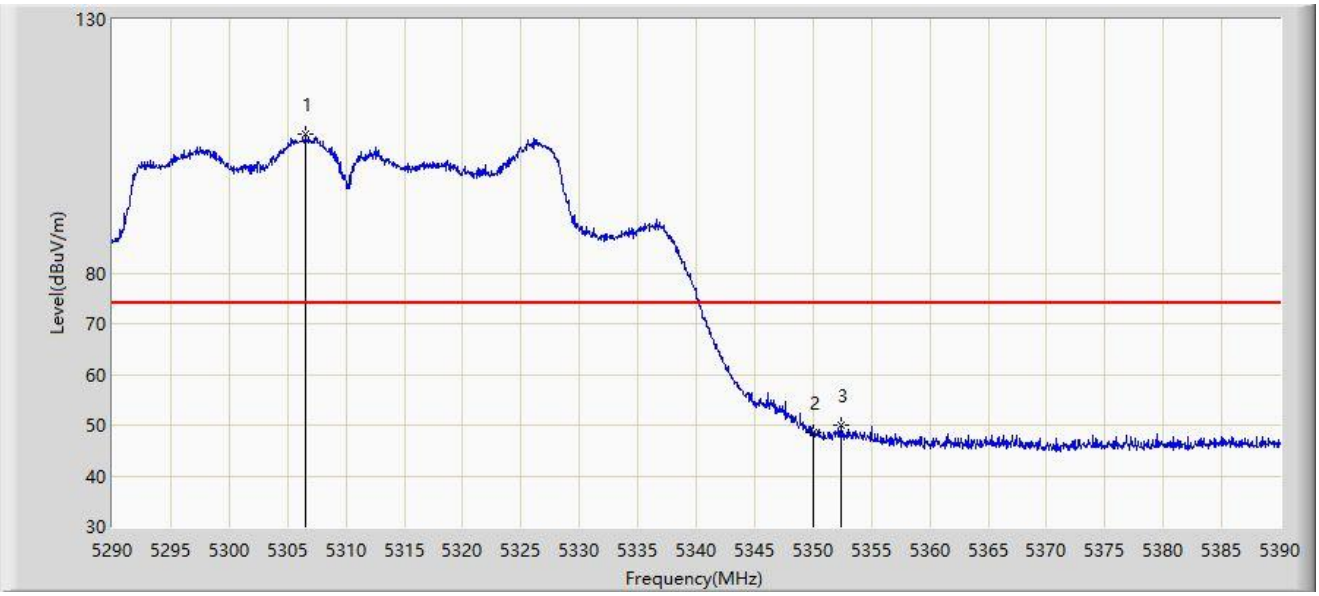

No	Mark	Frequency (MHz)	Measure Level (dBμV/m)	Reading Level (dBμV)	Margin (dB)	Limit (dBμV/m)	Factor (dB/m)	Type
1		5306.550	107.293	64.148	N/A	N/A	43.146	PK
2		5350.000	48.548	44.444	-25.452	74.000	4.104	PK
3	*	5352.450	50.113	46.849	-23.887	74.000	3.265	PK

Note 1: " * ", means this data is the worst emission level.

Note 2: Measure Level (dBμV/m) = Reading Level (dBμV) + Factor (dB/m).

Note 3: Factor (dB/m) = Cable Loss (dB) + Antenna Factor (dB/m) - Pre_Amplifier Gain (dB).

Site: SIP-AC2	Test Date: 2023-10-17
Limit: FCC_5G_RE(3m)	Engineer: Mero Zhou
Probe: HF907_102861_1-18GHz	Polarity: Vertical
EUT: Dragonfly Industrial Wireless Access Point	Power: By PoE
Test Mode: Transmit by 802.11ac-VHT40 at 5310MHz	

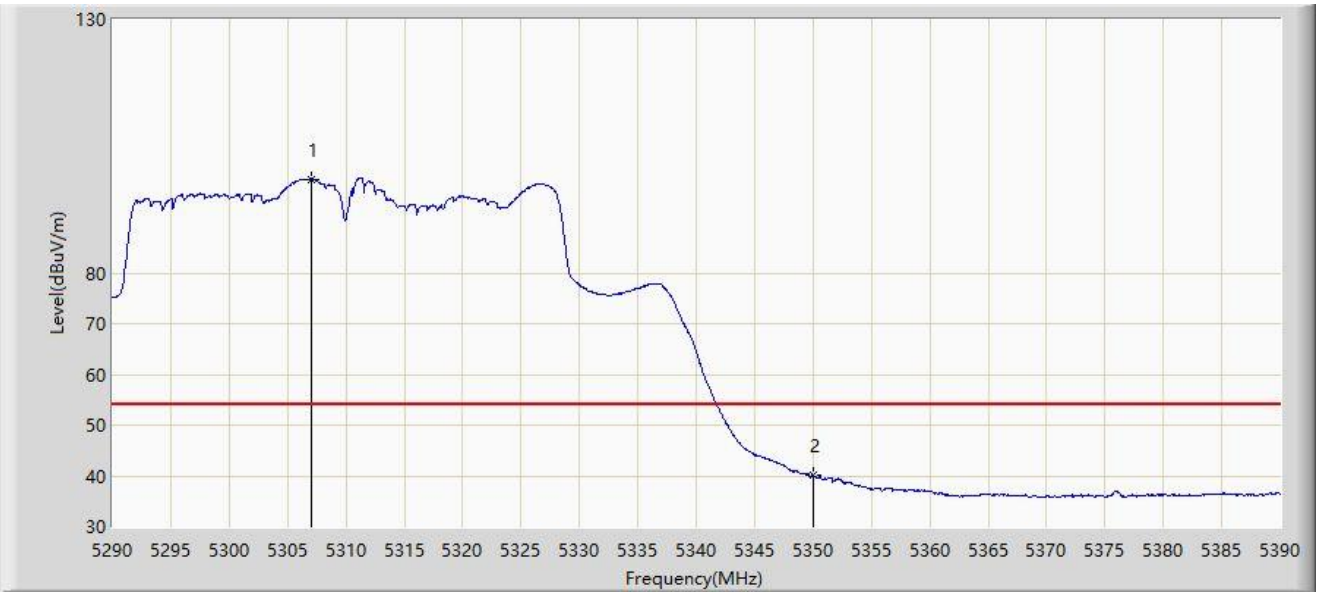

No	Mark	Frequency (MHz)	Measure Level (dBμV/m)	Reading Level (dBμV)	Margin (dB)	Limit (dBμV/m)	Factor (dB/m)	Type
1		5307.050	98.527	55.046	N/A	N/A	43.480	AV
2	*	5350.000	40.086	35.982	-13.914	54.000	4.104	AV

Note 1: " * ", means this data is the worst emission level.

Note 2: Measure Level (dBμV/m) = Reading Level (dBμV) + Factor (dB/m).

Note 3: Factor (dB/m) = Cable Loss (dB) + Antenna Factor (dB/m) - Pre_Amplifier Gain (dB).

Site: SIP-AC2	Test Date: 2023-10-18
Limit: FCC_5G_RE(3m)	Engineer: Mero Zhou
Probe: HF907_102861_1-18GHz	Polarity: Horizontal
EUT: Dragonfly Industrial Wireless Access Point	Power: By PoE
Test Mode: Transmit by 802.11ac-VHT40 at 5510MHz	

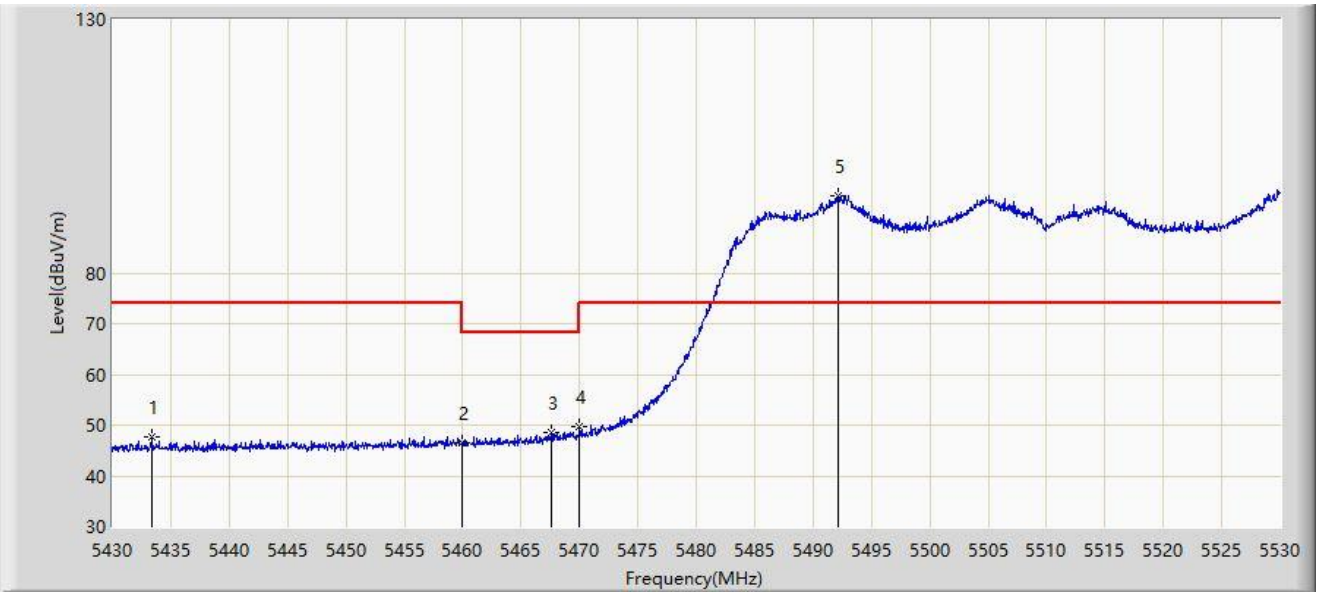

No	Mark	Frequency (MHz)	Measure Level (dBµV/m)	Reading Level (dBµV)	Margin (dB)	Limit (dBµV/m)	Factor (dB/m)	Type
1		5433.350	47.574	46.542	-26.426	74.000	1.032	PK
2		5460.000	46.458	44.817	-21.742	68.200	1.641	PK
3		5467.600	48.574	45.808	-19.626	68.200	2.766	PK
4	*	5470.000	49.817	46.480	-18.383	68.200	3.337	PK
5		5492.150	95.157	45.288	N/A	N/A	49.869	PK

Note 1: " * ", means this data is the worst emission level.

Note 2: Measure Level (dBµV/m) = Reading Level (dBµV) + Factor (dB/m).

Note 3: Factor (dB/m) = Cable Loss (dB) + Antenna Factor (dB/m) - Pre_Amplifier Gain (dB).

Site: SIP-AC2	Test Date: 2023-10-18
Limit: FCC_5G_RE(3m)	Engineer: Mero Zhou
Probe: HF907_102861_1-18GHz	Polarity: Horizontal
EUT: Dragonfly Industrial Wireless Access Point	Power: By PoE
Test Mode: Transmit by 802.11ac-VHT40 at 5510MHz	

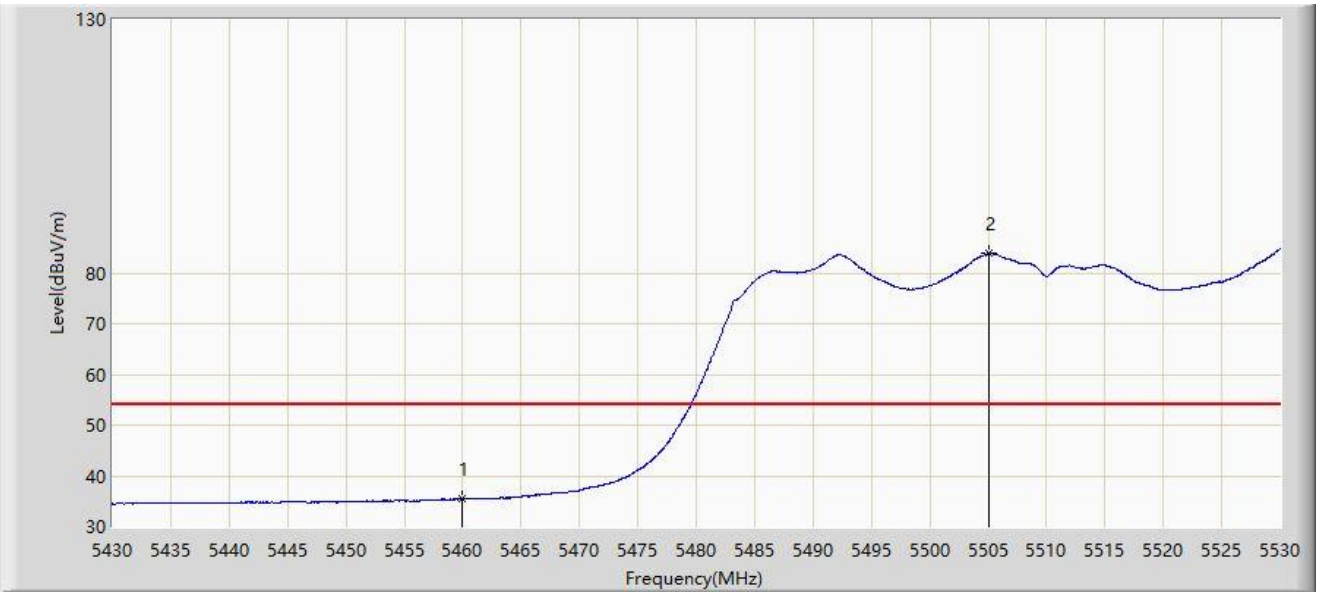

No	Mark	Frequency (MHz)	Measure Level (dBμV/m)	Reading Level (dBμV)	Margin (dB)	Limit (dBμV/m)	Factor (dB/m)	Type
1	*	5460.000	35.417	33.776	-18.583	54.000	1.641	AV
2		5505.050	83.929	34.088	N/A	N/A	49.841	AV

Note 1: " * ", means this data is the worst emission level.

Note 2: Measure Level (dBμV/m) = Reading Level (dBμV) + Factor (dB/m).

Note 3: Factor (dB/m) = Cable Loss (dB) + Antenna Factor (dB/m) - Pre_Amplifier Gain (dB).

Site: SIP-AC2	Test Date: 2023-10-18
Limit: FCC_5G_RE(3m)	Engineer: Mero Zhou
Probe: HF907_102861_1-18GHz	Polarity: Vertical
EUT: Dragonfly Industrial Wireless Access Point	Power: By PoE
Test Mode: Transmit by 802.11ac-VHT40 at 5510MHz	

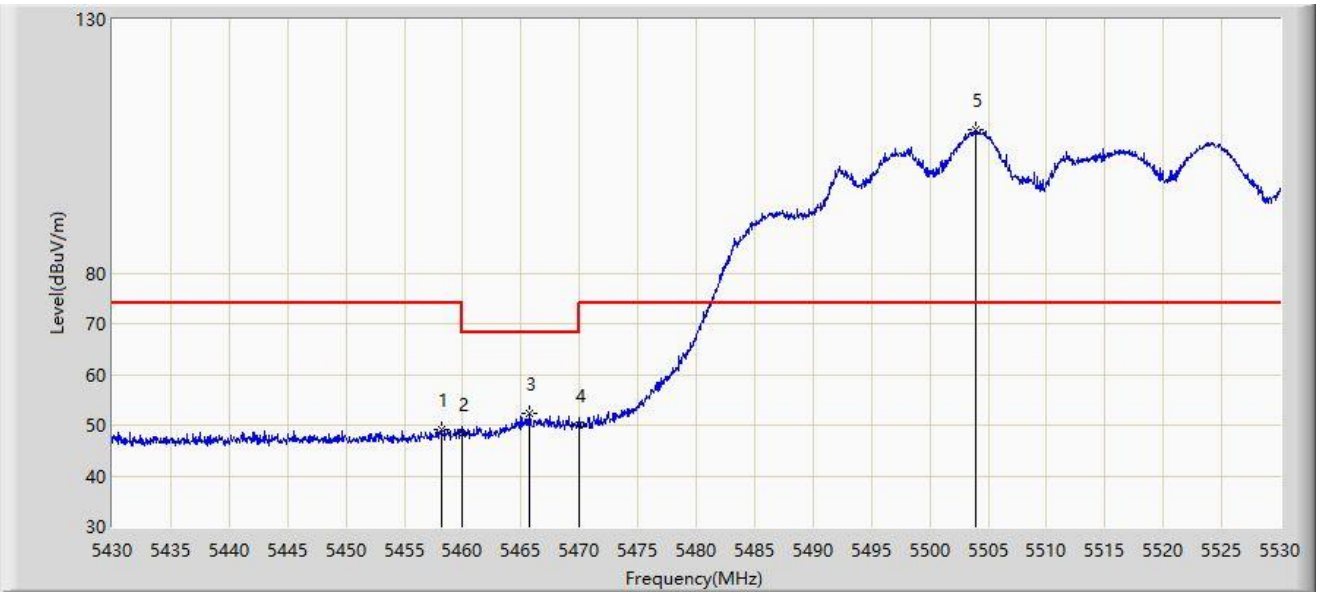

No	Mark	Frequency (MHz)	Measure Level (dBµV/m)	Reading Level (dBµV)	Margin (dB)	Limit (dBµV/m)	Factor (dB/m)	Type
1		5458.150	49.138	47.622	-24.862	74.000	1.515	PK
2		5460.000	48.377	46.736	-19.823	68.200	1.641	PK
3	*	5465.700	52.450	50.094	-15.750	68.200	2.357	PK
4		5470.000	50.108	46.771	-18.092	68.200	3.337	PK
5		5503.900	108.251	59.747	N/A	N/A	48.503	PK

Note 1: " * ", means this data is the worst emission level.

Note 2: Measure Level (dBµV/m) = Reading Level (dBµV) + Factor (dB/m).

Note 3: Factor (dB/m) = Cable Loss (dB) + Antenna Factor (dB/m) - Pre_Amplifier Gain (dB).

Site: SIP-AC2	Test Date: 2023-10-18
Limit: FCC_5G_RE(3m)	Engineer: Mero Zhou
Probe: HF907_102861_1-18GHz	Polarity: Vertical
EUT: Dragonfly Industrial Wireless Access Point	Power: By PoE
Test Mode: Transmit by 802.11ac-VHT40 at 5510MHz	

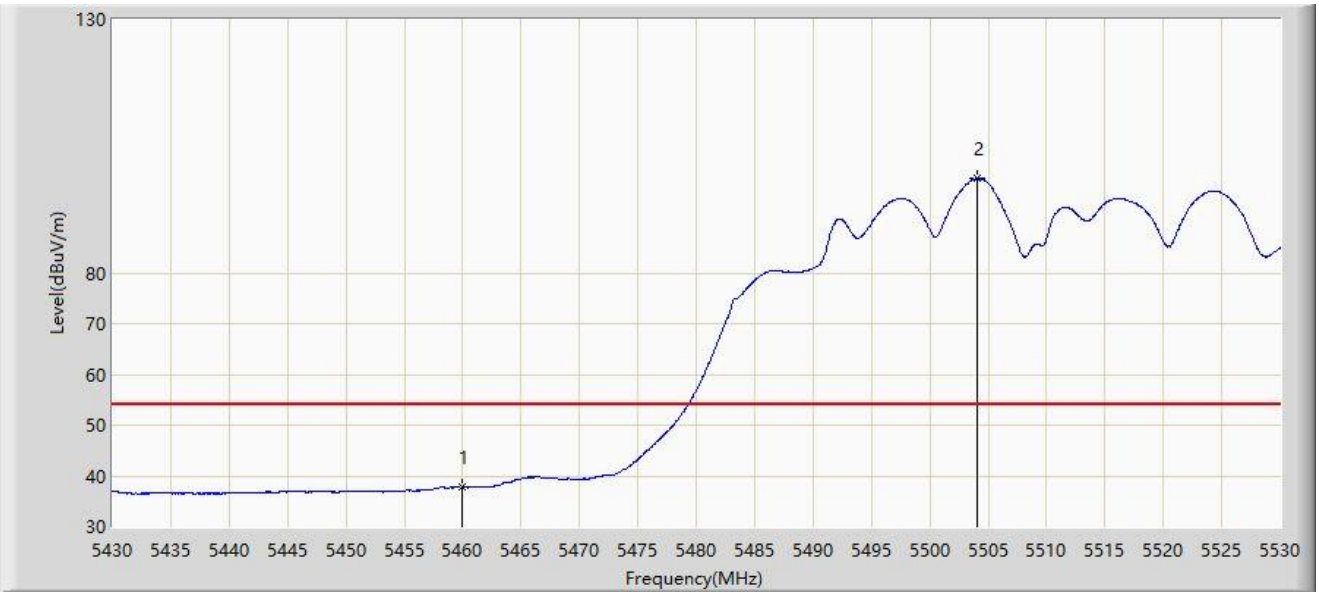

No	Mark	Frequency (MHz)	Measure Level (dBμV/m)	Reading Level (dBμV)	Margin (dB)	Limit (dBμV/m)	Factor (dB/m)	Type
1	*	5460.000	37.864	36.223	-16.136	54.000	1.641	AV
2		5504.000	98.646	49.953	N/A	N/A	48.693	AV

Note 1: " * ", means this data is the worst emission level.

Note 2: Measure Level (dBμV/m) = Reading Level (dBμV) + Factor (dB/m).

Note 3: Factor (dB/m) = Cable Loss (dB) + Antenna Factor (dB/m) - Pre_Amplifier Gain (dB).

Site: SIP-AC2	Test Date: 2023-10-18
Limit: FCC_5G_RE(3m)	Engineer: Mero Zhou
Probe: HF907_102861_1-18GHz	Polarity: Horizontal
EUT: Dragonfly Industrial Wireless Access Point	Power: By PoE
Test Mode: Transmit by 802.11ac-VHT40 at 5670MHz	

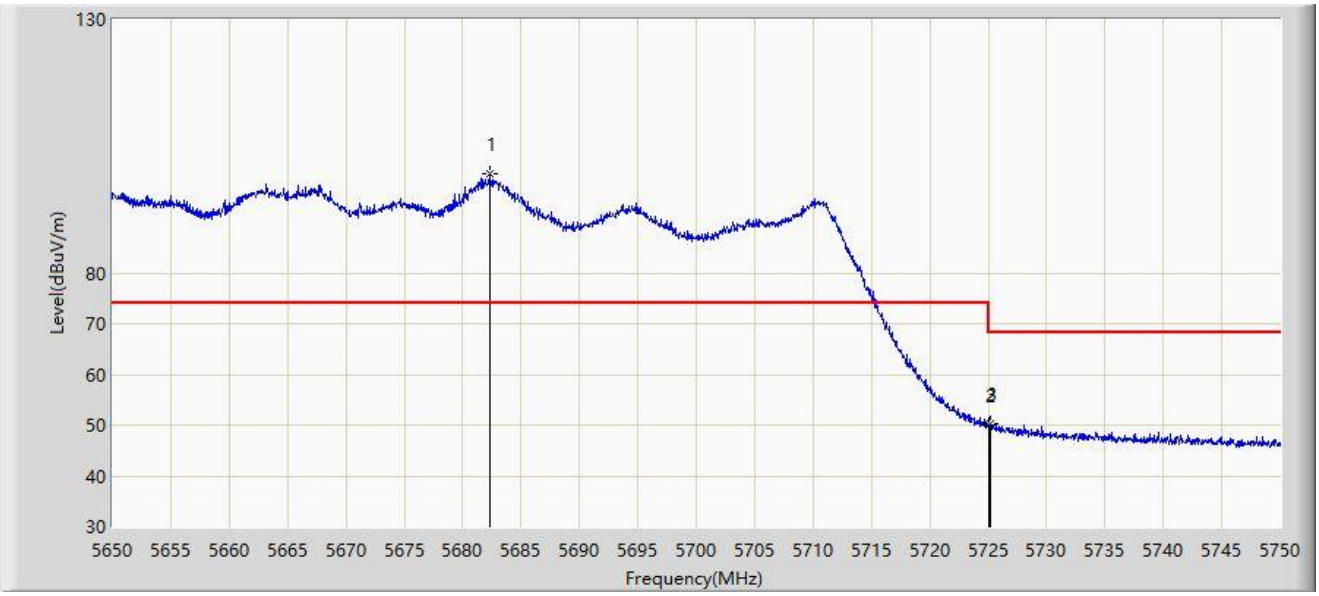

No	Mark	Frequency (MHz)	Measure Level (dBμV/m)	Reading Level (dBμV)	Margin (dB)	Limit (dBμV/m)	Factor (dB/m)	Type
1		5682.300	99.468	50.192	N/A	N/A	49.276	PK
2		5725.000	50.121	45.050	-18.079	68.200	5.070	PK
3	*	5725.150	50.346	45.368	-17.854	68.200	4.978	PK

Note 1: " * ", means this data is the worst emission level.

Note 2: Measure Level (dBμV/m) = Reading Level (dBμV) + Factor (dB/m).

Note 3: Factor (dB/m) = Cable Loss (dB) + Antenna Factor (dB/m) - Pre_Amplifier Gain (dB).

Site: SIP-AC2	Test Date: 2023-10-18
Limit: FCC_5G_RE(3m)	Engineer: Mero Zhou
Probe: HF907_102861_1-18GHz	Polarity: Vertical
EUT: Dragonfly Industrial Wireless Access Point	Power: By PoE
Test Mode: Transmit by 802.11ac-VHT40 at 5670MHz	

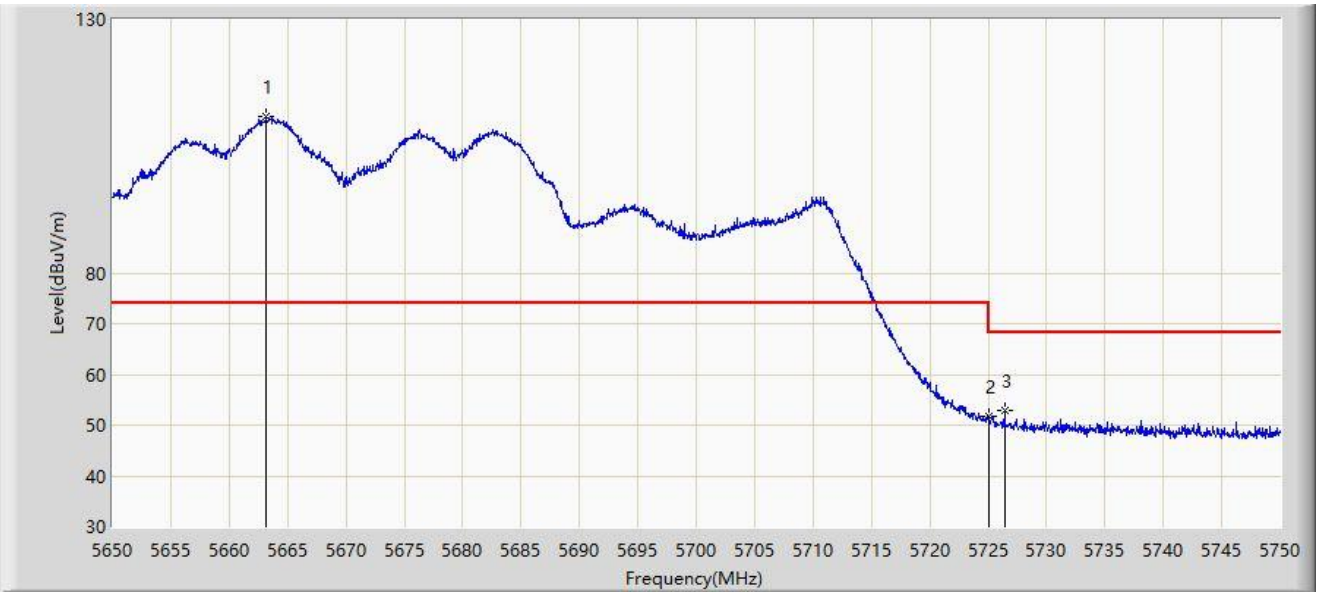

No	Mark	Frequency (MHz)	Measure Level (dBμV/m)	Reading Level (dBμV)	Margin (dB)	Limit (dBμV/m)	Factor (dB/m)	Type
1		5663.150	110.800	66.347	N/A	N/A	44.453	PK
2		5725.000	51.702	46.631	-16.498	68.200	5.070	PK
3	*	5726.400	52.889	48.539	-15.311	68.200	4.350	PK

Note 1: " * ", means this data is the worst emission level.

Note 2: Measure Level (dBμV/m) = Reading Level (dBμV) + Factor (dB/m).

Note 3: Factor (dB/m) = Cable Loss (dB) + Antenna Factor (dB/m) - Pre_Amplifier Gain (dB).

Site: SIP-AC2	Test Date: 2023-10-18
Limit: FCC_5.8G_RE(3m)	Engineer: Mero Zhou
Probe: HF907_102861_1-18GHz	Polarity: Horizontal
EUT: Dragonfly Industrial Wireless Access Point	Power: By PoE
Test Mode: Transmit by 802.11ac-VHT40 at 5755MHz	

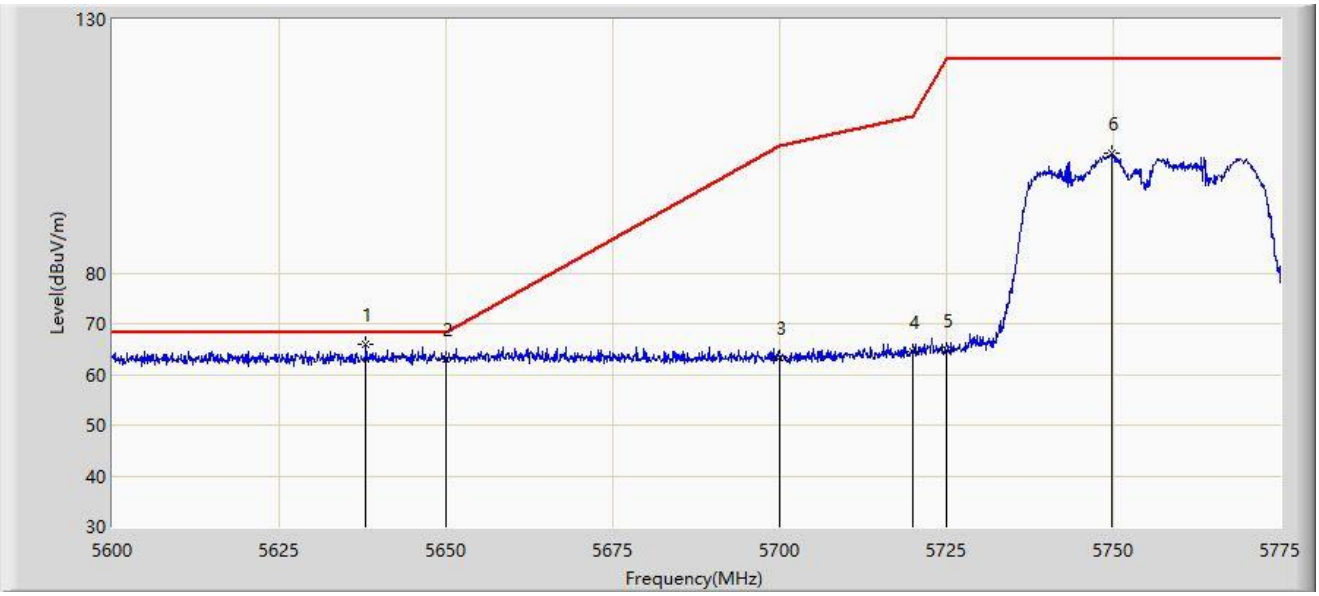

No	Mark	Frequency (MHz)	Measure Level (dBµV/m)	Reading Level (dBµV)	Margin (dB)	Limit (dBµV/m)	Factor (dB/m)	Type
1	*	5637.975	65.841	68.267	-2.359	68.200	-2.426	PK
2		5650.000	63.004	65.281	-5.196	68.200	-2.276	PK
3		5700.000	63.329	65.658	-41.871	105.200	-2.328	PK
4		5720.000	64.623	66.888	-46.177	110.800	-2.265	PK
5		5725.000	64.914	67.166	-57.286	122.200	-2.253	PK
6		5749.800	103.522	105.307	N/A	N/A	-1.785	PK

Note 1: " * ", means this data is the worst emission level.

Note 2: Measure Level (dBµV/m) = Reading Level (dBµV) + Factor (dB/m).

Note 3: Factor (dB/m) = Cable Loss (dB) + Antenna Factor (dB/m) - Pre_Amplifier Gain (dB).

Site: SIP-AC2	Test Date: 2023-10-18
Limit: FCC_5.8G_RE(3m)	Engineer: Mero Zhou
Probe: HF907_102861_1-18GHz	Polarity: Vertical
EUT: Dragonfly Industrial Wireless Access Point	Power: By PoE
Test Mode: Transmit by 802.11ac-VHT40 at 5755MHz	

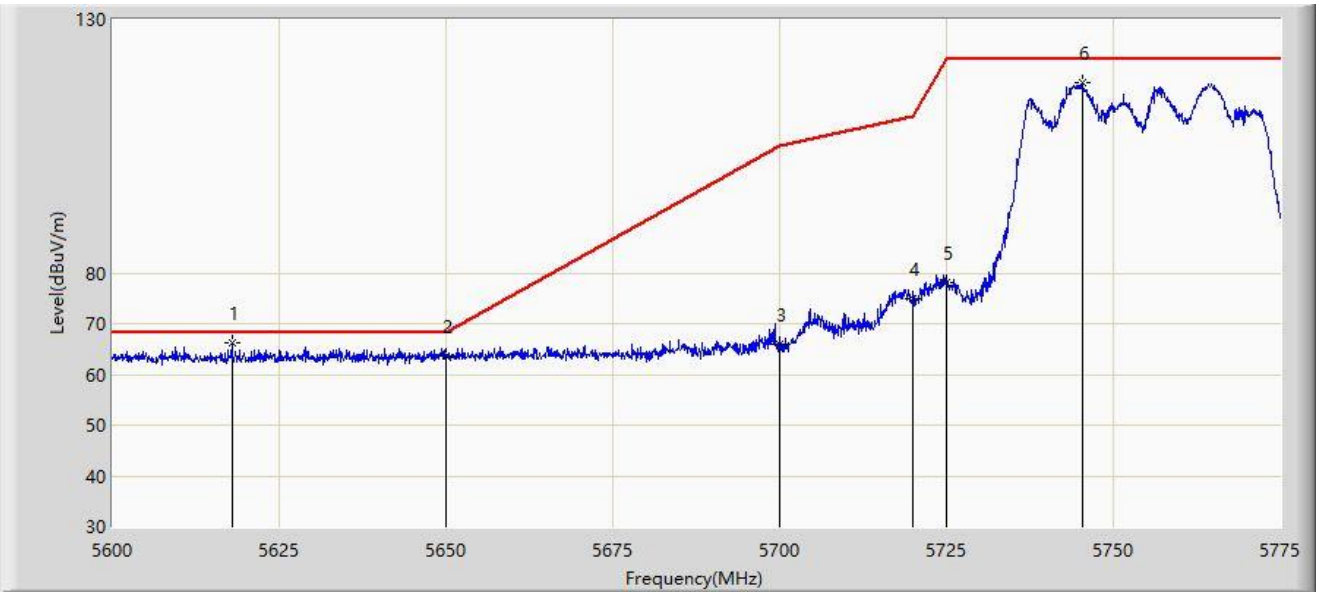

No	Mark	Frequency (MHz)	Measure Level (dBµV/m)	Reading Level (dBµV)	Margin (dB)	Limit (dBµV/m)	Factor (dB/m)	Type
1	*	5617.937	66.253	68.787	-1.947	68.200	-2.534	PK
2		5650.000	63.681	65.958	-4.519	68.200	-2.276	PK
3		5700.000	65.876	68.205	-39.324	105.200	-2.328	PK
4		5720.000	74.792	77.057	-36.008	110.800	-2.265	PK
5		5725.000	77.985	80.237	-44.215	122.200	-2.253	PK
6		5745.337	117.492	119.376	N/A	N/A	-1.884	PK

Note 1: " * ", means this data is the worst emission level.

Note 2: Measure Level (dBµV/m) = Reading Level (dBµV) + Factor (dB/m).

Note 3: Factor (dB/m) = Cable Loss (dB) + Antenna Factor (dB/m) - Pre_Amplifier Gain (dB).

Site: SIP-AC2	Test Date: 2023-10-18
Limit: FCC_5.8G_RE(3m)	Engineer: Mero Zhou
Probe: HF907_102861_1-18GHz	Polarity: Horizontal
EUT: Dragonfly Industrial Wireless Access Point	Power: By PoE
Test Mode: Transmit by 802.11ac-VHT40 at 5795MHz	

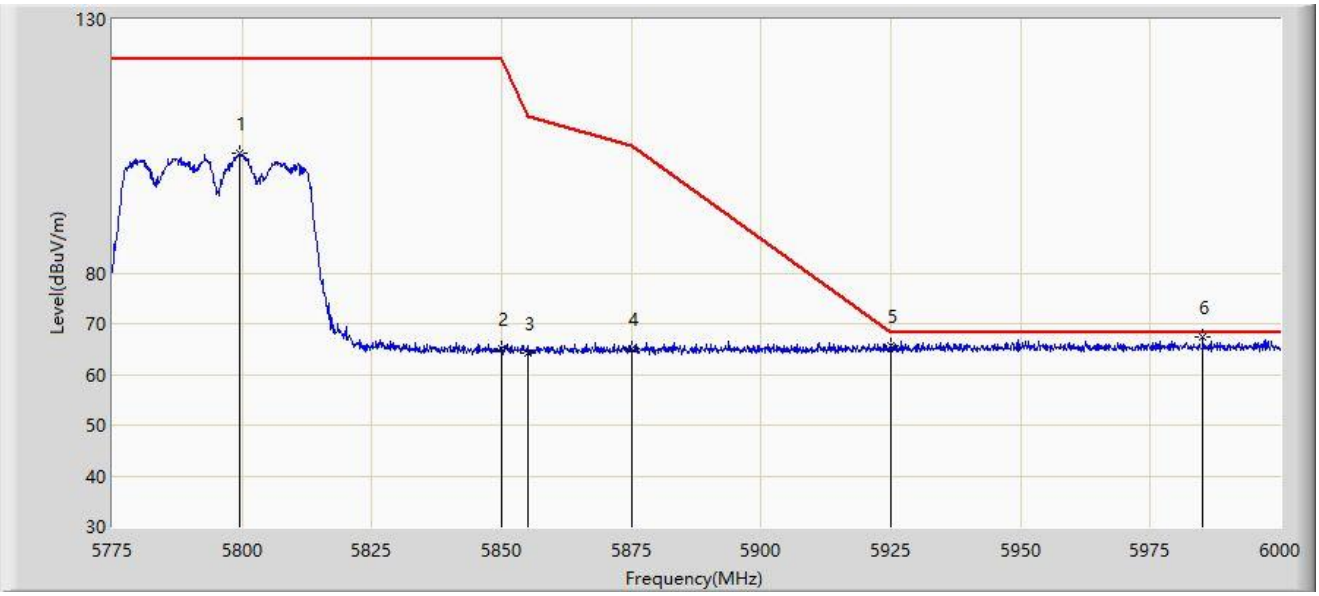

No	Mark	Frequency (MHz)	Measure Level (dBµV/m)	Reading Level (dBµV)	Margin (dB)	Limit (dBµV/m)	Factor (dB/m)	Type
1		5799.525	103.565	105.119	N/A	N/A	-1.554	PK
2		5850.000	64.983	67.043	-57.217	122.200	-2.060	PK
3		5855.000	64.160	66.220	-46.640	110.800	-2.060	PK
4		5875.000	64.957	66.965	-40.243	105.200	-2.008	PK
5		5925.000	65.753	67.508	-2.447	68.200	-1.754	PK
6	*	5985.038	67.289	68.578	-0.911	68.200	-1.288	PK

Note 1: " * ", means this data is the worst emission level.

Note 2: Measure Level (dBµV/m) = Reading Level (dBµV) + Factor (dB/m).

Note 3: Factor (dB/m) = Cable Loss (dB) + Antenna Factor (dB/m) - Pre_Amplifier Gain (dB).

Site: SIP-AC2	Test Date: 2023-10-18
Limit: FCC_5.8G_RE(3m)	Engineer: Mero Zhou
Probe: HF907_102861_1-18GHz	Polarity: Vertical
EUT: Dragonfly Industrial Wireless Access Point	Power: By PoE
Test Mode: Transmit by 802.11ac-VHT40 at 5795MHz	

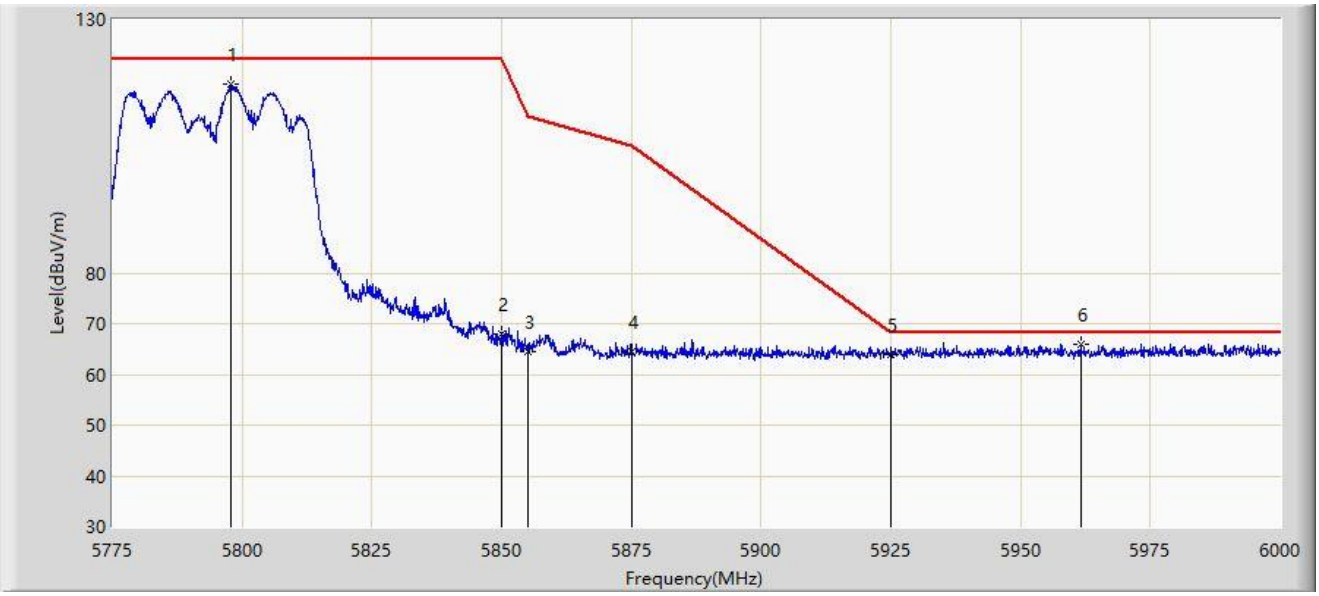

No	Mark	Frequency (MHz)	Measure Level (dBμV/m)	Reading Level (dBμV)	Margin (dB)	Limit (dBμV/m)	Factor (dB/m)	Type
1		5797.725	117.197	118.771	N/A	N/A	-1.574	PK
2		5850.000	67.967	70.027	-54.233	122.200	-2.060	PK
3		5855.000	64.358	66.418	-46.442	110.800	-2.060	PK
4		5875.000	64.351	66.359	-40.849	105.200	-2.008	PK
5		5925.000	64.005	65.760	-4.195	68.200	-1.754	PK
6	*	5961.525	65.835	67.330	-2.365	68.200	-1.494	PK

Note 1: " * ", means this data is the worst emission level.

Note 2: Measure Level (dBμV/m) = Reading Level (dBμV) + Factor (dB/m).

Note 3: Factor (dB/m) = Cable Loss (dB) + Antenna Factor (dB/m) - Pre_Amplifier Gain (dB).

Site: SIP-AC2	Test Date: 2023-10-17
Limit: FCC_5G_RE(3m)	Engineer: Mero Zhou
Probe: HF907_102861_1-18GHz	Polarity: Horizontal
EUT: Dragonfly Industrial Wireless Access Point	Power: By PoE
Test Mode: Transmit by 802.11ac-VHT80 at 5210MHz	

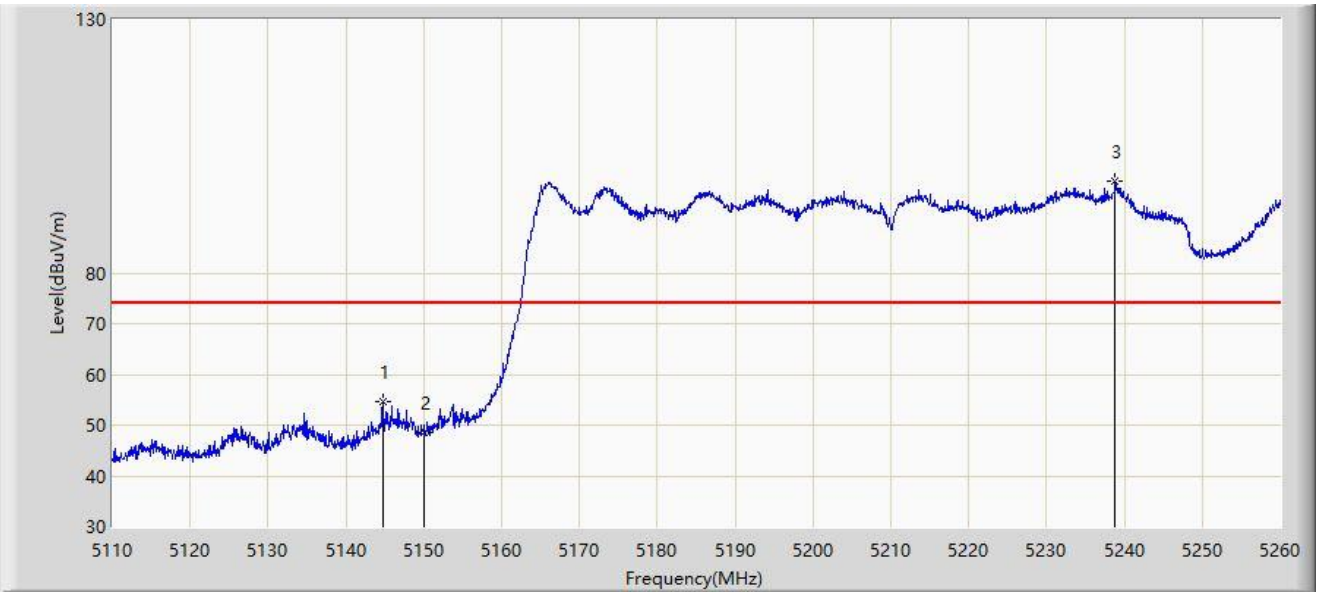

No	Mark	Frequency (MHz)	Measure Level (dBμV/m)	Reading Level (dBμV)	Margin (dB)	Limit (dBμV/m)	Factor (dB/m)	Type
1	*	5144.725	54.676	53.632	-19.324	74.000	1.044	PK
2		5150.000	48.629	46.700	-25.371	74.000	1.929	PK
3		5238.850	98.051	44.851	N/A	N/A	53.200	PK

Note 1: " * ", means this data is the worst emission level.

Note 2: Measure Level (dBμV/m) = Reading Level (dBμV) + Factor (dB/m).

Note 3: Factor (dB/m) = Cable Loss (dB) + Antenna Factor (dB/m) - Pre_Amplifier Gain (dB).

Site: SIP-AC2	Test Date: 2023-10-17
Limit: FCC_5G_RE(3m)	Engineer: Mero Zhou
Probe: HF907_102861_1-18GHz	Polarity: Horizontal
EUT: Dragonfly Industrial Wireless Access Point	Power: By PoE
Test Mode: Transmit by 802.11ac-VHT80 at 5210MHz	

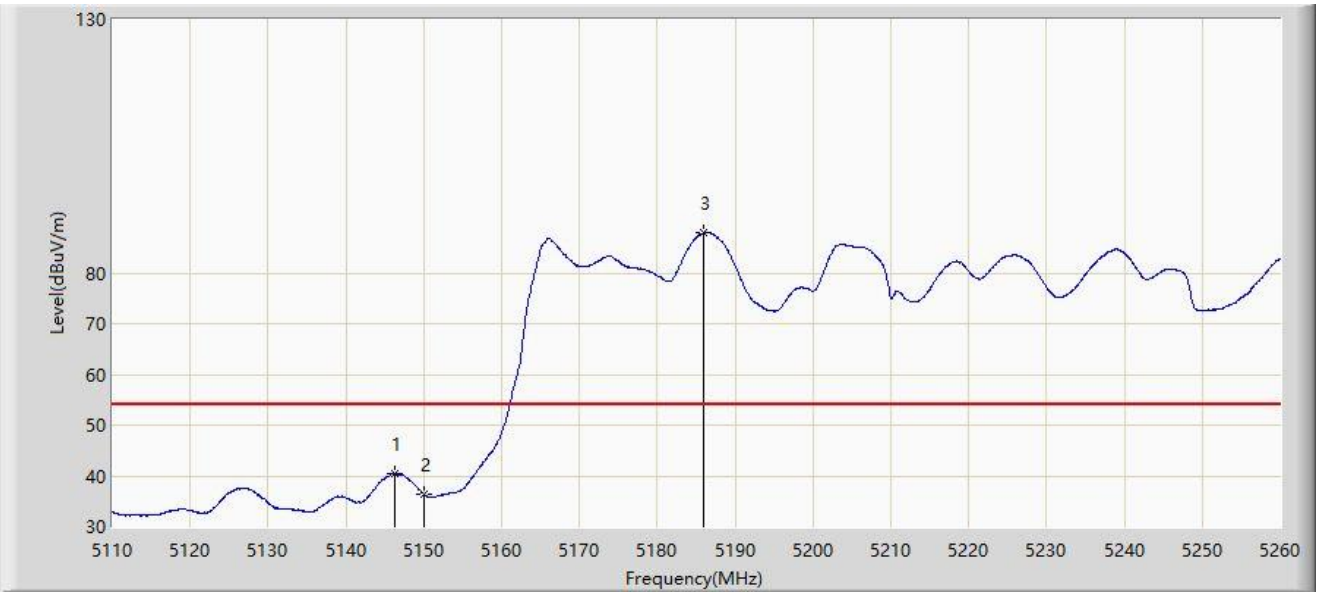

No	Mark	Frequency (MHz)	Measure Level (dBμV/m)	Reading Level (dBμV)	Margin (dB)	Limit (dBμV/m)	Factor (dB/m)	Type
1	*	5146.300	40.414	39.145	-13.586	54.000	1.269	AV
2		5150.000	36.385	34.456	-17.615	54.000	1.929	AV
3		5185.975	87.943	47.131	N/A	N/A	40.811	AV

Note 1: " * ", means this data is the worst emission level.

Note 2: Measure Level (dBμV/m) = Reading Level (dBμV) + Factor (dB/m).

Note 3: Factor (dB/m) = Cable Loss (dB) + Antenna Factor (dB/m) - Pre_Amplifier Gain (dB).

Site: SIP-AC2	Test Date: 2023-10-17
Limit: FCC_5G_RE(3m)	Engineer: Mero Zhou
Probe: HF907_102861_1-18GHz	Polarity: Vertical
EUT: Dragonfly Industrial Wireless Access Point	Power: By PoE
Test Mode: Transmit by 802.11ac-VHT80 at 5210MHz	

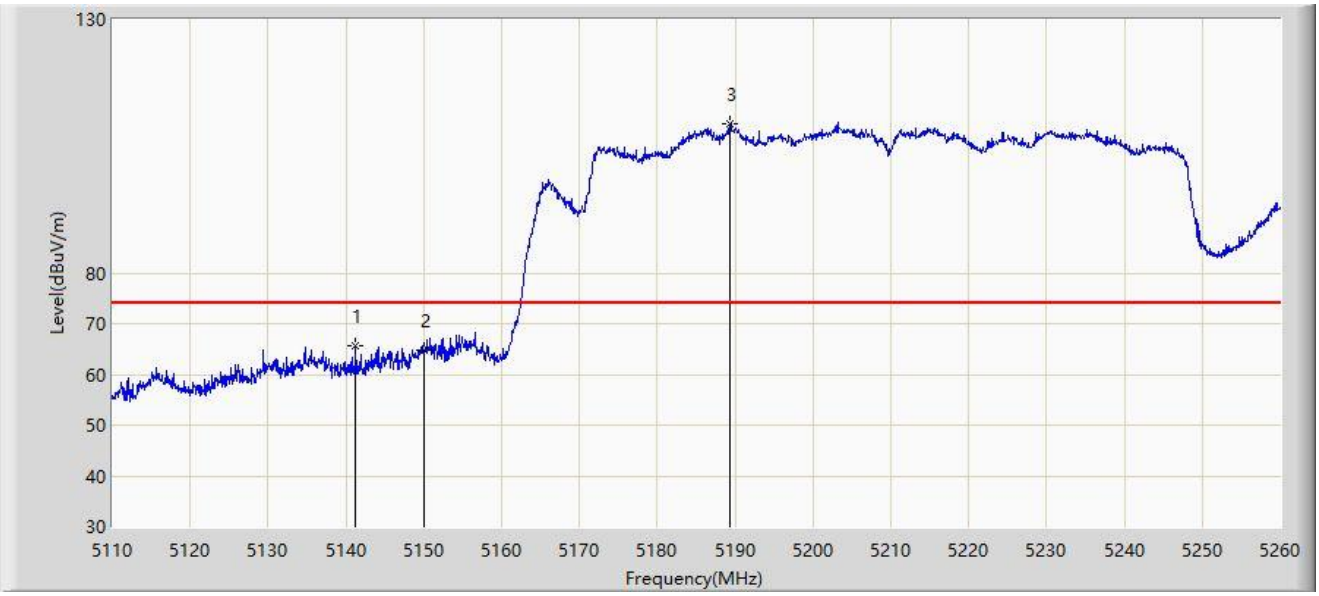

No	Mark	Frequency (MHz)	Measure Level (dBμV/m)	Reading Level (dBμV)	Margin (dB)	Limit (dBμV/m)	Factor (dB/m)	Type
1	*	5141.275	65.582	64.802	-8.418	74.000	0.780	PK
2		5150.000	64.676	62.747	-9.324	74.000	1.929	PK
3		5189.350	109.371	64.596	N/A	N/A	44.776	PK

Note 1: " * ", means this data is the worst emission level.

Note 2: Measure Level (dBμV/m) = Reading Level (dBμV) + Factor (dB/m).

Note 3: Factor (dB/m) = Cable Loss (dB) + Antenna Factor (dB/m) - Pre_Amplifier Gain (dB).

Site: SIP-AC2	Test Date: 2023-10-17
Limit: FCC_5G_RE(3m)	Engineer: Mero Zhou
Probe: HF907_102861_1-18GHz	Polarity: Vertical
EUT: Dragonfly Industrial Wireless Access Point	Power: By PoE
Test Mode: Transmit by 802.11ac-VHT80 at 5210MHz	

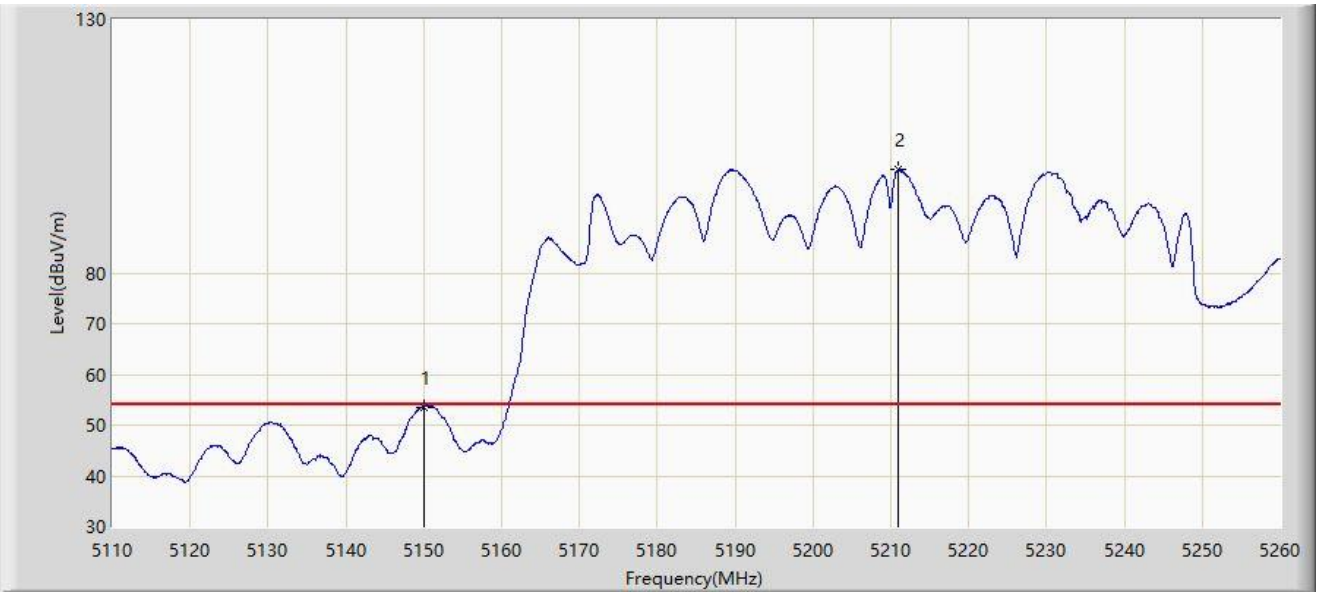

No	Mark	Frequency (MHz)	Measure Level (dBµV/m)	Reading Level (dBµV)	Margin (dB)	Limit (dBµV/m)	Factor (dB/m)	Type
1	*	5150.000	53.616	51.687	-0.384	54.000	1.929	AV
2		5211.025	100.384	58.523	N/A	N/A	41.861	AV

Note 1: " * ", means this data is the worst emission level.

Note 2: Measure Level (dBµV/m) = Reading Level (dBµV) + Factor (dB/m).

Note 3: Factor (dB/m) = Cable Loss (dB) + Antenna Factor (dB/m) - Pre_Amplifier Gain (dB).

Site: SIP-AC2	Test Date: 2023-10-17
Limit: FCC_5G_RE(3m)	Engineer: Mero Zhou
Probe: HF907_102861_1-18GHz	Polarity: Horizontal
EUT: Dragonfly Industrial Wireless Access Point	Power: By PoE
Test Mode: Transmit by 802.11ac-VHT80 at 5290MHz	

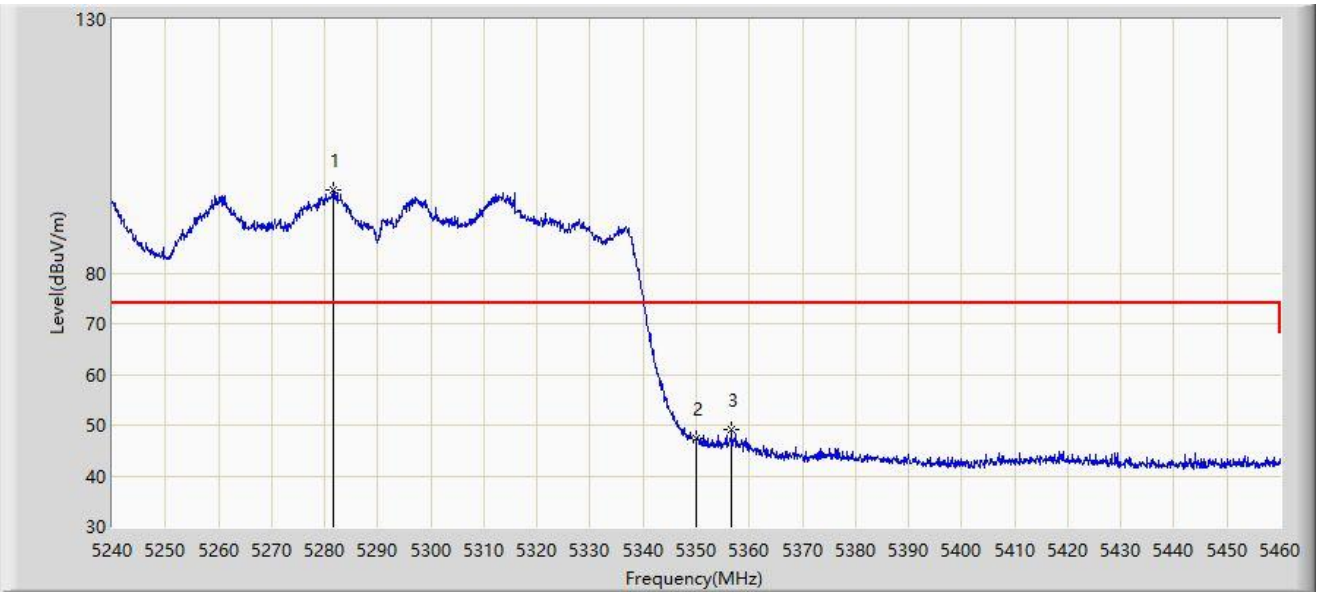

No	Mark	Frequency (MHz)	Measure Level (dBμV/m)	Reading Level (dBμV)	Margin (dB)	Limit (dBμV/m)	Factor (dB/m)	Type
1		5281.580	96.465	44.582	N/A	N/A	51.883	PK
2		5350.000	47.275	43.171	-26.725	74.000	4.104	PK
3	*	5356.600	49.213	46.877	-24.787	74.000	2.336	PK

Note 1: " * ", means this data is the worst emission level.

Note 2: Measure Level (dBμV/m) = Reading Level (dBμV) + Factor (dB/m).

Note 3: Factor (dB/m) = Cable Loss (dB) + Antenna Factor (dB/m) - Pre_Amplifier Gain (dB).

Site: SIP-AC2	Test Date: 2023-10-17
Limit: FCC_5G_RE(3m)	Engineer: Mero Zhou
Probe: HF907_102861_1-18GHz	Polarity: Horizontal
EUT: Dragonfly Industrial Wireless Access Point	Power: By PoE
Test Mode: Transmit by 802.11ac-VHT80 at 5290MHz	

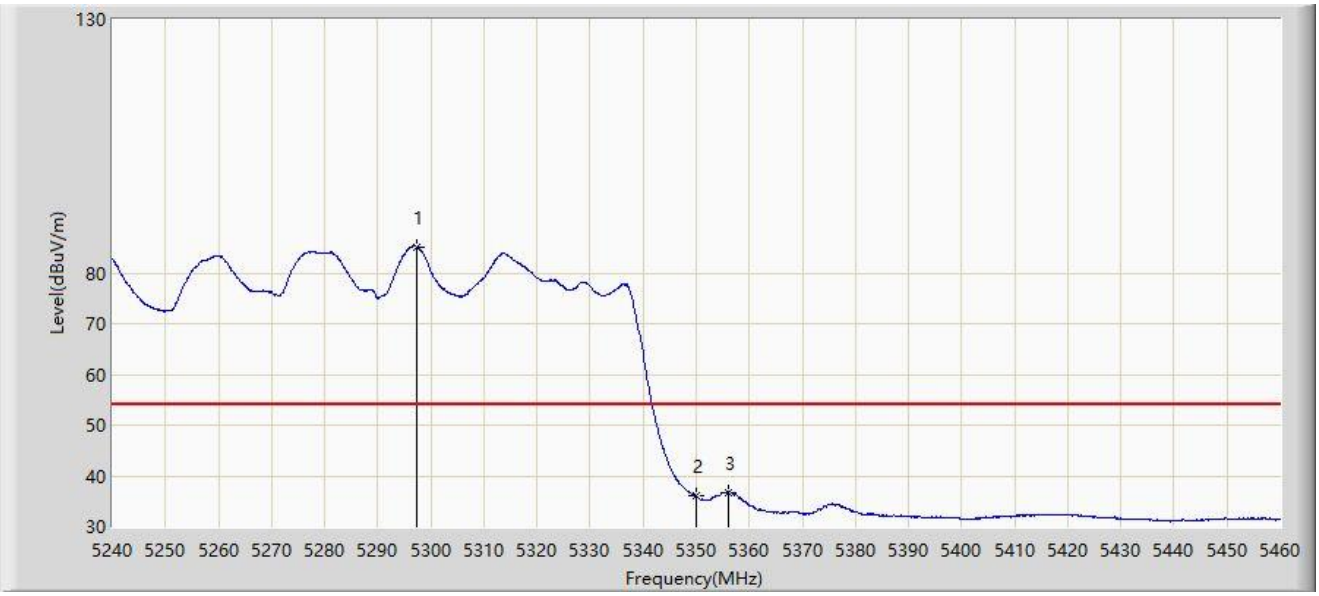

No	Mark	Frequency (MHz)	Measure Level (dBμV/m)	Reading Level (dBμV)	Margin (dB)	Limit (dBμV/m)	Factor (dB/m)	Type
1		5297.310	85.183	36.369	N/A	N/A	48.814	AV
2		5350.000	36.045	31.941	-17.955	54.000	4.104	AV
3	*	5356.160	36.784	34.372	-17.216	54.000	2.413	AV

Note 1: " * ", means this data is the worst emission level.

Note 2: Measure Level (dBμV/m) = Reading Level (dBμV) + Factor (dB/m).

Note 3: Factor (dB/m) = Cable Loss (dB) + Antenna Factor (dB/m) - Pre_Amplifier Gain (dB).

Site: SIP-AC2	Test Date: 2023-10-17
Limit: FCC_5G_RE(3m)	Engineer: Mero Zhou
Probe: HF907_102861_1-18GHz	Polarity: Vertical
EUT: Dragonfly Industrial Wireless Access Point	Power: By PoE
Test Mode: Transmit by 802.11ac-VHT80 at 5290MHz	

No	Mark	Frequency (MHz)	Measure Level (dBμV/m)	Reading Level (dBμV)	Margin (dB)	Limit (dBμV/m)	Factor (dB/m)	Type
1		5311.060	105.457	56.754	N/A	N/A	48.703	PK
2		5350.000	60.744	56.640	-13.256	74.000	4.104	PK
3	*	5351.320	61.580	58.025	-12.420	74.000	3.555	PK

Note 1: " * ", means this data is the worst emission level.

Note 2: Measure Level (dBμV/m) = Reading Level (dBμV) + Factor (dB/m).

Note 3: Factor (dB/m) = Cable Loss (dB) + Antenna Factor (dB/m) - Pre_Amplifier Gain (dB).

Site: SIP-AC2	Test Date: 2023-10-17
Limit: FCC_5G_RE(3m)	Engineer: Mero Zhou
Probe: HF907_102861_1-18GHz	Polarity: Vertical
EUT: Dragonfly Industrial Wireless Access Point	Power: By PoE
Test Mode: Transmit by 802.11ac-VHT80 at 5290MHz	

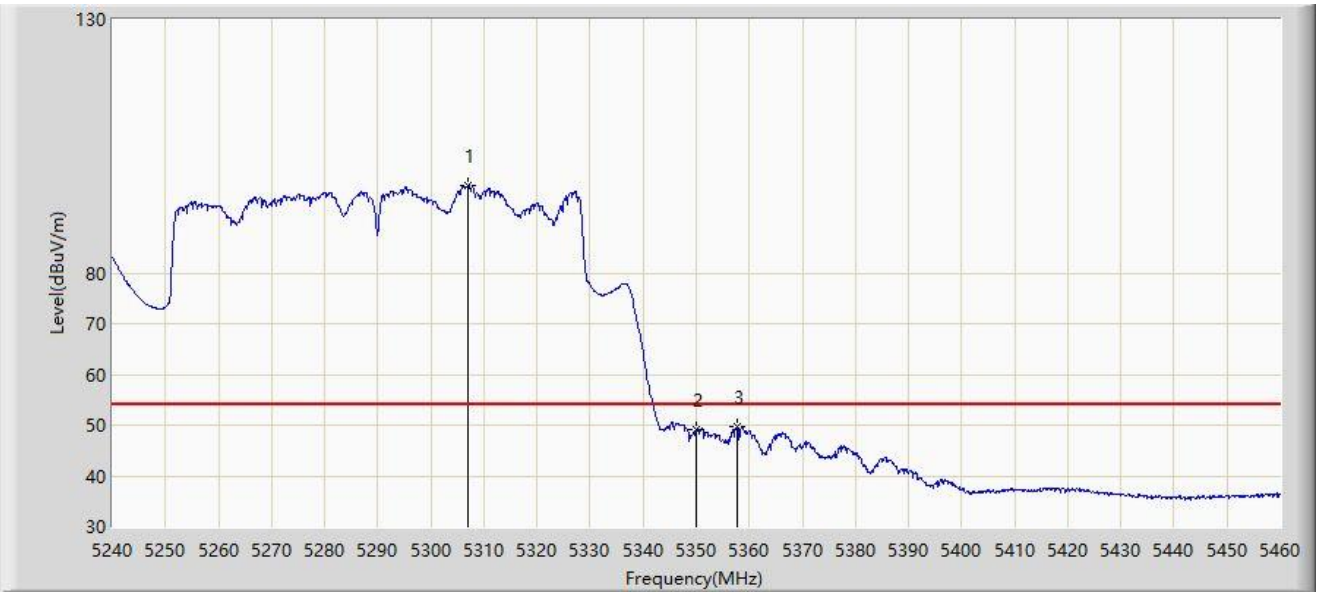

No	Mark	Frequency (MHz)	Measure Level (dBµV/m)	Reading Level (dBµV)	Margin (dB)	Limit (dBµV/m)	Factor (dB/m)	Type
1		5307.100	97.278	53.764	N/A	N/A	43.515	AV
2		5350.000	48.999	44.895	-5.001	54.000	4.104	AV
3	*	5357.590	49.583	47.398	-4.417	54.000	2.184	AV

Note 1: " * ", means this data is the worst emission level.

Note 2: Measure Level (dBµV/m) = Reading Level (dBµV) + Factor (dB/m).

Note 3: Factor (dB/m) = Cable Loss (dB) + Antenna Factor (dB/m) - Pre_Amplifier Gain (dB).

Site: SIP-AC2	Test Date: 2023-10-18
Limit: FCC_5G_RE(3m)	Engineer: Mero Zhou
Probe: HF907_102861_1-18GHz	Polarity: Horizontal
EUT: Dragonfly Industrial Wireless Access Point	Power: By PoE
Test Mode: Transmit by 802.11ac-VHT80 at 5530MHz	

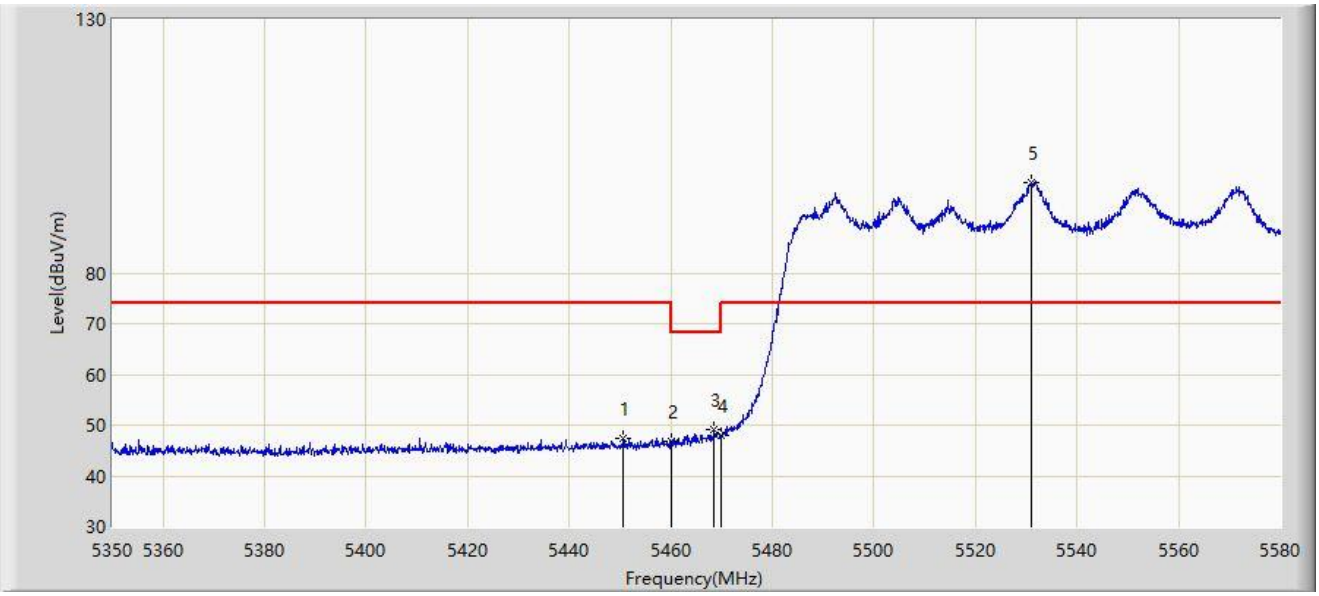

No	Mark	Frequency (MHz)	Measure Level (dBµV/m)	Reading Level (dBµV)	Margin (dB)	Limit (dBµV/m)	Factor (dB/m)	Type
1		5450.625	47.281	46.086	-26.719	74.000	1.196	PK
2		5460.000	46.889	45.248	-21.311	68.200	1.641	PK
3	*	5468.450	49.069	46.158	-19.131	68.200	2.910	PK
4		5470.000	47.834	44.497	-20.366	68.200	3.337	PK
5		5531.010	97.885	44.894	N/A	N/A	52.992	PK

Note 1: " * ", means this data is the worst emission level.

Note 2: Measure Level (dBµV/m) = Reading Level (dBµV) + Factor (dB/m).

Note 3: Factor (dB/m) = Cable Loss (dB) + Antenna Factor (dB/m) - Pre_Amplifier Gain (dB).

Site: SIP-AC2	Test Date: 2023-10-18
Limit: FCC_5G_RE(3m)	Engineer: Mero Zhou
Probe: HF907_102861_1-18GHz	Polarity: Horizontal
EUT: Dragonfly Industrial Wireless Access Point	Power: By PoE
Test Mode: Transmit by 802.11ac-VHT80 at 5530MHz	

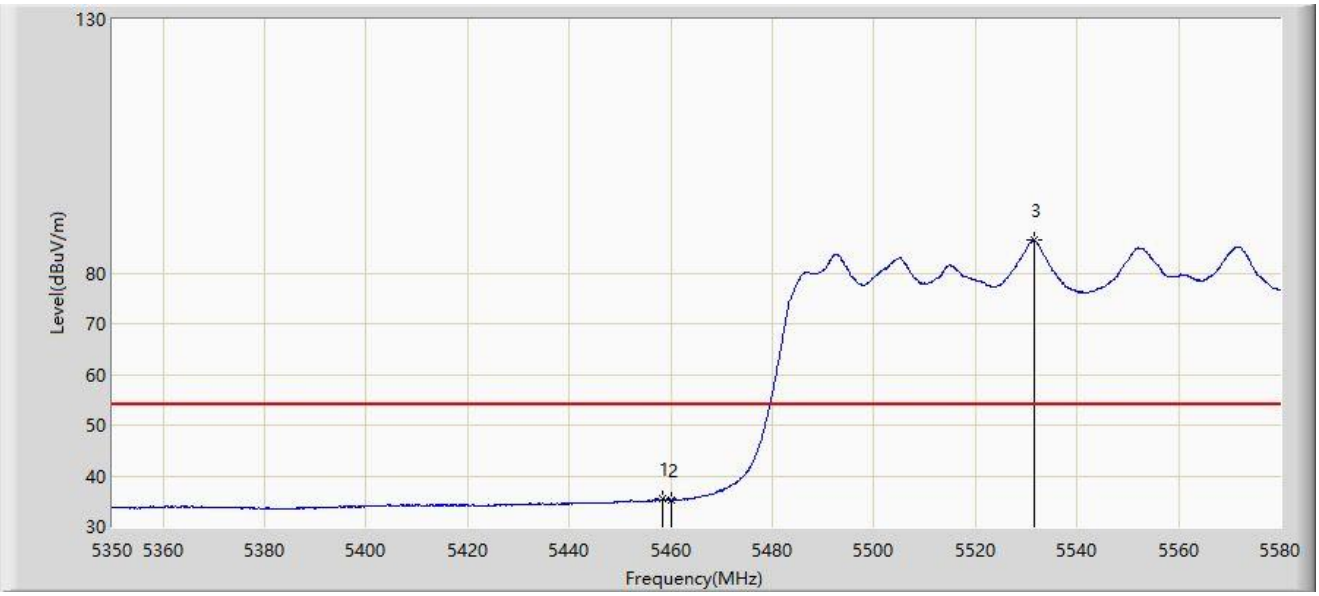

No	Mark	Frequency (MHz)	Measure Level (dBμV/m)	Reading Level (dBμV)	Margin (dB)	Limit (dBμV/m)	Factor (dB/m)	Type
1	*	5458.330	35.446	33.908	-18.554	54.000	1.538	AV
2		5460.000	35.322	33.681	-18.678	54.000	1.641	AV
3		5531.585	86.573	33.498	N/A	N/A	53.076	AV

Note 1: " * ", means this data is the worst emission level.

Note 2: Measure Level (dBμV/m) = Reading Level (dBμV) + Factor (dB/m).

Note 3: Factor (dB/m) = Cable Loss (dB) + Antenna Factor (dB/m) - Pre_Amplifier Gain (dB).

Site: SIP-AC2	Test Date: 2023-10-18
Limit: FCC_5G_RE(3m)	Engineer: Mero Zhou
Probe: HF907_102861_1-18GHz	Polarity: Vertical
EUT: Dragonfly Industrial Wireless Access Point	Power: By PoE
Test Mode: Transmit by 802.11ac-VHT80 at 5530MHz	

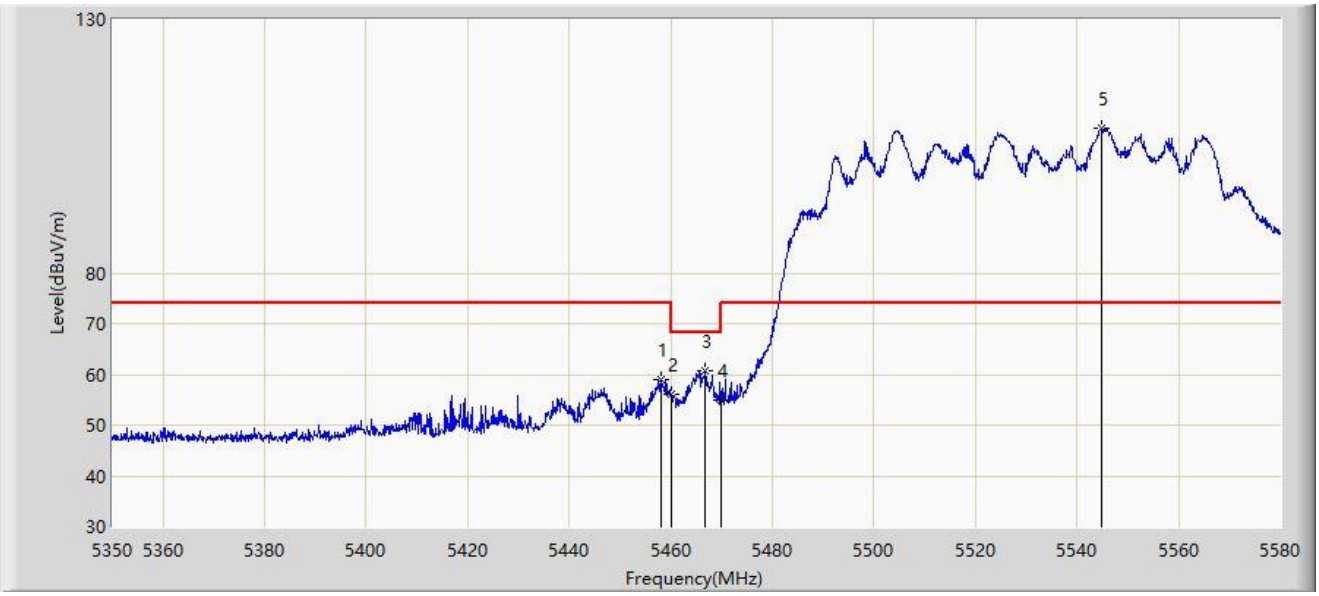

No	Mark	Frequency (MHz)	Measure Level (dBμV/m)	Reading Level (dBμV)	Margin (dB)	Limit (dBμV/m)	Factor (dB/m)	Type
1		5457.985	59.099	57.605	-14.901	74.000	1.494	PK
2		5460.000	56.190	54.549	-12.010	68.200	1.641	PK
3	*	5466.840	60.592	57.996	-7.608	68.200	2.597	PK
4		5470.000	55.022	51.685	-13.178	68.200	3.337	PK
5		5544.695	108.451	64.644	N/A	N/A	43.806	PK

Note 1: " * ", means this data is the worst emission level.

Note 2: Measure Level (dBμV/m) = Reading Level (dBμV) + Factor (dB/m).

Note 3: Factor (dB/m) = Cable Loss (dB) + Antenna Factor (dB/m) - Pre_Amplifier Gain (dB).

Site: SIP-AC2	Test Date: 2023-10-18
Limit: FCC_5G_RE(3m)	Engineer: Mero Zhou
Probe: HF907_102861_1-18GHz	Polarity: Vertical
EUT: Dragonfly Industrial Wireless Access Point	Power: By PoE
Test Mode: Transmit by 802.11ac-VHT80 at 5530MHz	

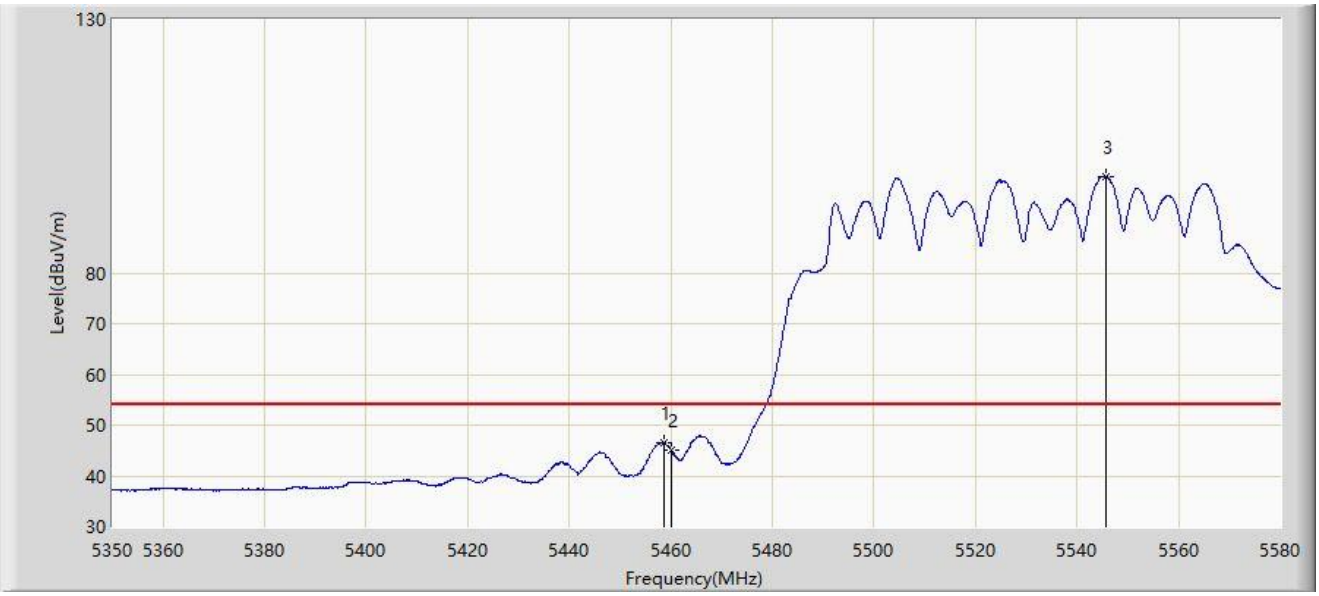

No	Mark	Frequency (MHz)	Measure Level (dBµV/m)	Reading Level (dBµV)	Margin (dB)	Limit (dBµV/m)	Factor (dB/m)	Type
1	*	5458.560	46.514	44.986	-7.486	54.000	1.529	AV
2		5460.000	45.204	43.563	-8.796	54.000	1.641	AV
3		5545.730	99.114	54.900	N/A	N/A	44.215	AV

Note 1: " * ", means this data is the worst emission level.

Note 2: Measure Level (dBµV/m) = Reading Level (dBµV) + Factor (dB/m).

Note 3: Factor (dB/m) = Cable Loss (dB) + Antenna Factor (dB/m) - Pre_Amplifier Gain (dB).

Site: SIP-AC2	Test Date: 2023-10-18
Limit: FCC_5G_RE(3m)	Engineer: Mero Zhou
Probe: HF907_102861_1-18GHz	Polarity: Horizontal
EUT: Dragonfly Industrial Wireless Access Point	Power: By PoE
Test Mode: Transmit by 802.11ac-VHT80 at 5610MHz	

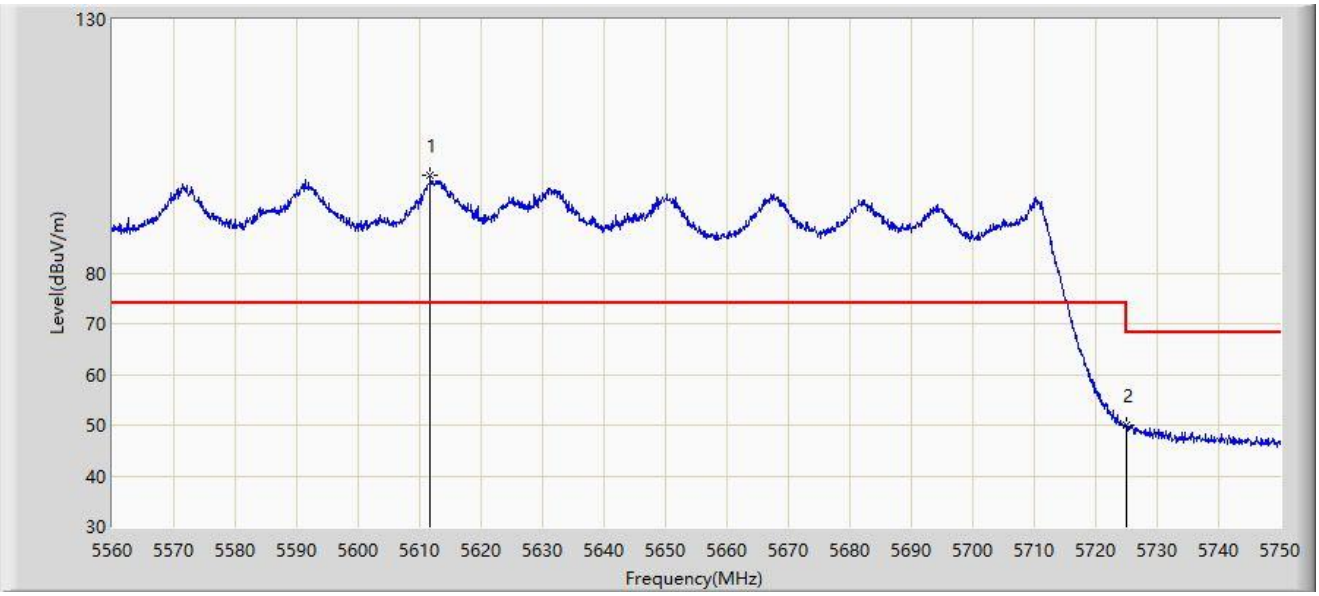

No	Mark	Frequency (MHz)	Measure Level (dBμV/m)	Reading Level (dBμV)	Margin (dB)	Limit (dBμV/m)	Factor (dB/m)	Type
1		5611.775	99.191	47.472	N/A	N/A	51.719	PK
2	*	5725.000	50.072	45.001	-18.128	68.200	5.070	PK

Note 1: " * ", means this data is the worst emission level.

Note 2: Measure Level (dBμV/m) = Reading Level (dBμV) + Factor (dB/m).

Note 3: Factor (dB/m) = Cable Loss (dB) + Antenna Factor (dB/m) - Pre_Amplifier Gain (dB).

Site: SIP-AC2	Test Date: 2023-10-18
Limit: FCC_5G_RE(3m)	Engineer: Mero Zhou
Probe: HF907_102861_1-18GHz	Polarity: Vertical
EUT: Dragonfly Industrial Wireless Access Point	Power: By PoE
Test Mode: Transmit by 802.11ac-VHT80 at 5610MHz	

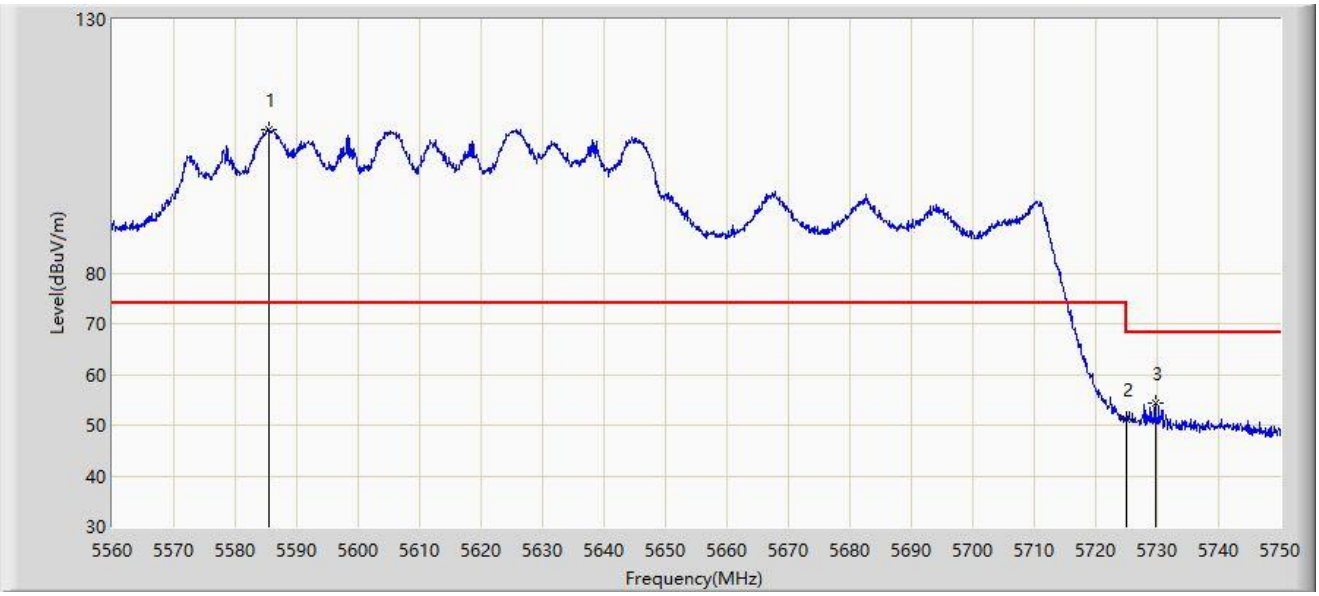

No	Mark	Frequency (MHz)	Measure Level (dBμV/m)	Reading Level (dBμV)	Margin (dB)	Limit (dBμV/m)	Factor (dB/m)	Type
1		5585.365	108.132	63.757	N/A	N/A	44.376	PK
2		5725.000	51.102	46.031	-17.098	68.200	5.070	PK
3	*	5729.670	54.328	51.027	-13.872	68.200	3.301	PK

Note 1: " * ", means this data is the worst emission level.

Note 2: Measure Level (dBμV/m) = Reading Level (dBμV) + Factor (dB/m).

Note 3: Factor (dB/m) = Cable Loss (dB) + Antenna Factor (dB/m) - Pre_Amplifier Gain (dB).

Site: SIP-AC2	Test Date: 2023-10-18
Limit: FCC_5.8G_RE(3m)	Engineer: Mero Zhou
Probe: HF907_102861_1-18GHz	Polarity: Horizontal
EUT: Dragonfly Industrial Wireless Access Point	Power: By PoE
Test Mode: Transmit by 802.11ac-VHT80 at 5775MHz	

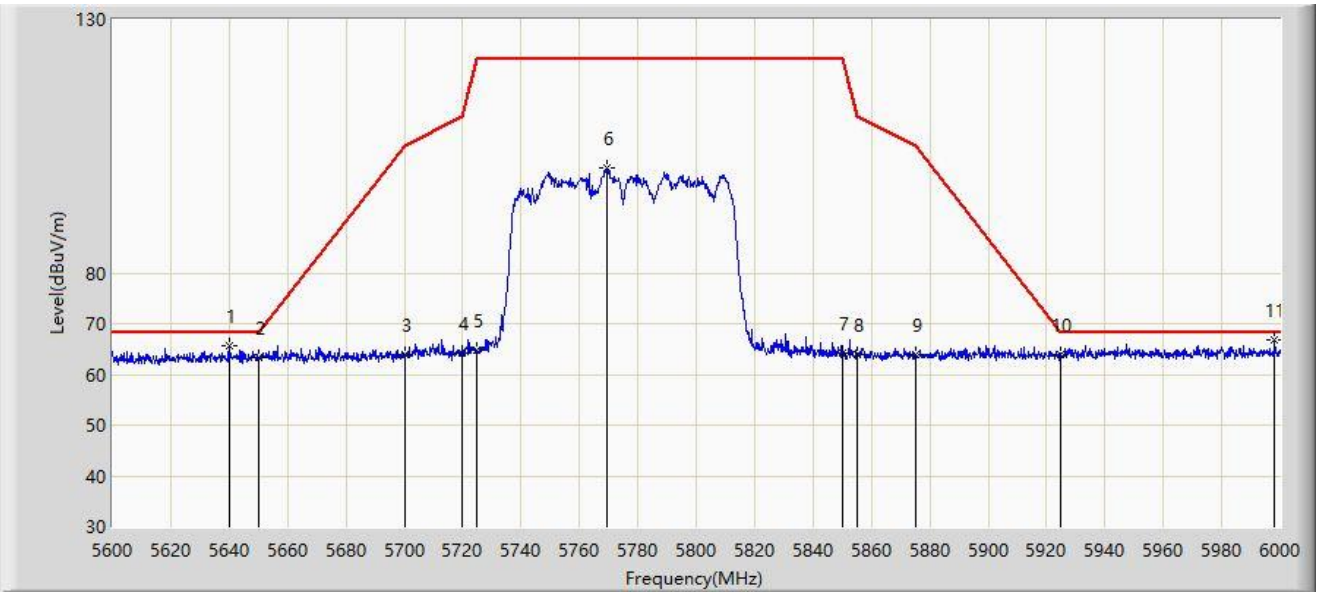

No	Mark	Frequency (MHz)	Measure Level (dBµV/m)	Reading Level (dBµV)	Margin (dB)	Limit (dBµV/m)	Factor (dB/m)	Type
1		5640.000	65.634	68.037	-2.566	68.200	-2.402	PK
2		5650.000	63.196	65.473	-5.004	68.200	-2.276	PK
3		5700.000	63.979	66.308	-41.221	105.200	-2.328	PK
4		5720.000	64.151	66.416	-46.649	110.800	-2.265	PK
5		5725.000	64.812	67.064	-57.388	122.200	-2.253	PK
6		5769.600	100.842	102.433	N/A	N/A	-1.591	PK
7		5850.000	64.103	66.163	-58.097	122.200	-2.060	PK
8		5855.000	63.879	65.939	-46.921	110.800	-2.060	PK
9		5875.000	63.872	65.880	-41.328	105.200	-2.008	PK
10		5925.000	63.844	65.599	-4.356	68.200	-1.754	PK
11	*	5998.200	66.901	68.231	-1.299	68.200	-1.330	PK

Note 1: " * ", means this data is the worst emission level.

Note 2: Measure Level (dBµV/m) = Reading Level (dBµV) + Factor (dB/m).

Note 3: Factor (dB/m) = Cable Loss (dB) + Antenna Factor (dB/m) - Pre_Amplifier Gain (dB).

Site: SIP-AC2	Test Date: 2023-10-18
Limit: FCC_5.8G_RE(3m)	Engineer: Mero Zhou
Probe: HF907_102861_1-18GHz	Polarity: Vertical
EUT: Dragonfly Industrial Wireless Access Point	Power: By PoE
Test Mode: Transmit by 802.11ac-VHT80 at 5775MHz	

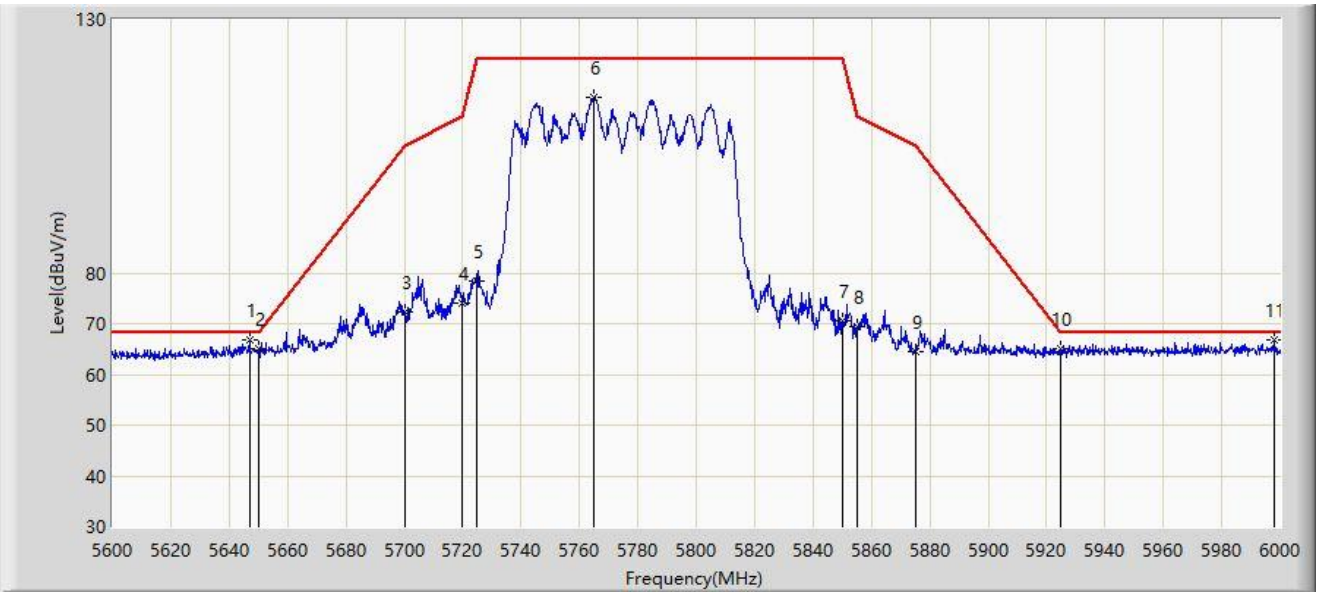

No	Mark	Frequency (MHz)	Measure Level (dBµV/m)	Reading Level (dBµV)	Margin (dB)	Limit (dBµV/m)	Factor (dB/m)	Type
1	*	5647.000	66.951	69.266	-1.249	68.200	-2.315	PK
2		5650.000	65.203	67.480	-2.997	68.200	-2.276	PK
3		5700.000	72.309	74.638	-32.891	105.200	-2.328	PK
4		5720.000	74.126	76.391	-36.674	110.800	-2.265	PK
5		5725.000	78.481	80.733	-43.719	122.200	-2.253	PK
6		5764.800	114.673	116.248	N/A	N/A	-1.576	PK
7		5850.000	70.651	72.711	-51.549	122.200	-2.060	PK
8		5855.000	69.367	71.427	-41.433	110.800	-2.060	PK
9		5875.000	64.383	66.391	-40.817	105.200	-2.008	PK
10		5925.000	65.145	66.900	-3.055	68.200	-1.754	PK
11		5998.200	66.901	68.231	-1.299	68.200	-1.330	PK

Note 1: " * ", means this data is the worst emission level.

Note 2: Measure Level (dBµV/m) = Reading Level (dBµV) + Factor (dB/m).

Note 3: Factor (dB/m) = Cable Loss (dB) + Antenna Factor (dB/m) - Pre_Amplifier Gain (dB).

Site: SIP-AC2	Test Date: 2023-10-17
Limit: FCC_5G_RE(3m)	Engineer: Mero Zhou
Probe: HF907_102861_1-18GHz	Polarity: Horizontal
EUT: Dragonfly Industrial Wireless Access Point	Power: By PoE
Test Mode: Transmit by 802.11ax-HE20 at 5180MHz	

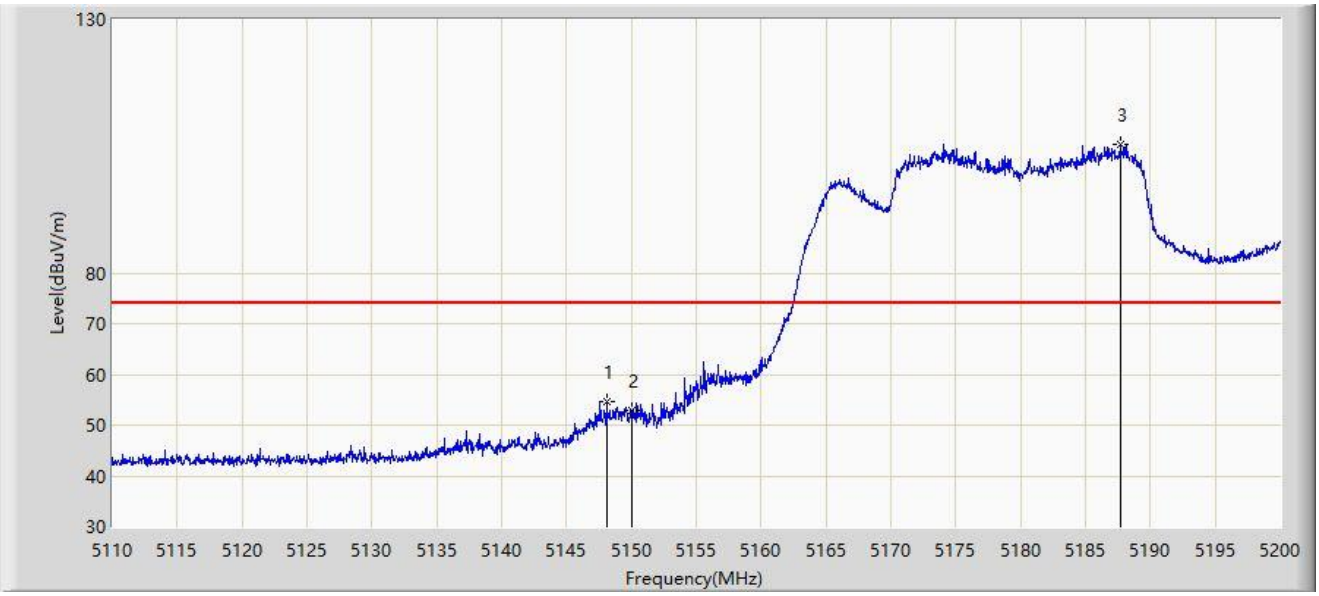

No	Mark	Frequency (MHz)	Measure Level (dBμV/m)	Reading Level (dBμV)	Margin (dB)	Limit (dBμV/m)	Factor (dB/m)	Type
1	*	5148.070	54.585	53.022	-19.415	74.000	1.563	PK
2		5150.000	52.863	50.934	-21.137	74.000	1.929	PK
3		5187.670	105.484	63.125	N/A	N/A	42.359	PK

Note 1: " * ", means this data is the worst emission level.

Note 2: Measure Level (dBμV/m) = Reading Level (dBμV) + Factor (dB/m).

Note 3: Factor (dB/m) = Cable Loss (dB) + Antenna Factor (dB/m) - Pre_Amplifier Gain (dB).

Site: SIP-AC2	Test Date: 2023-10-17
Limit: FCC_5G_RE(3m)	Engineer: Mero Zhou
Probe: HF907_102861_1-18GHz	Polarity: Horizontal
EUT: Dragonfly Industrial Wireless Access Point	Power: By PoE
Test Mode: Transmit by 802.11ax-HE20 at 5180MHz	

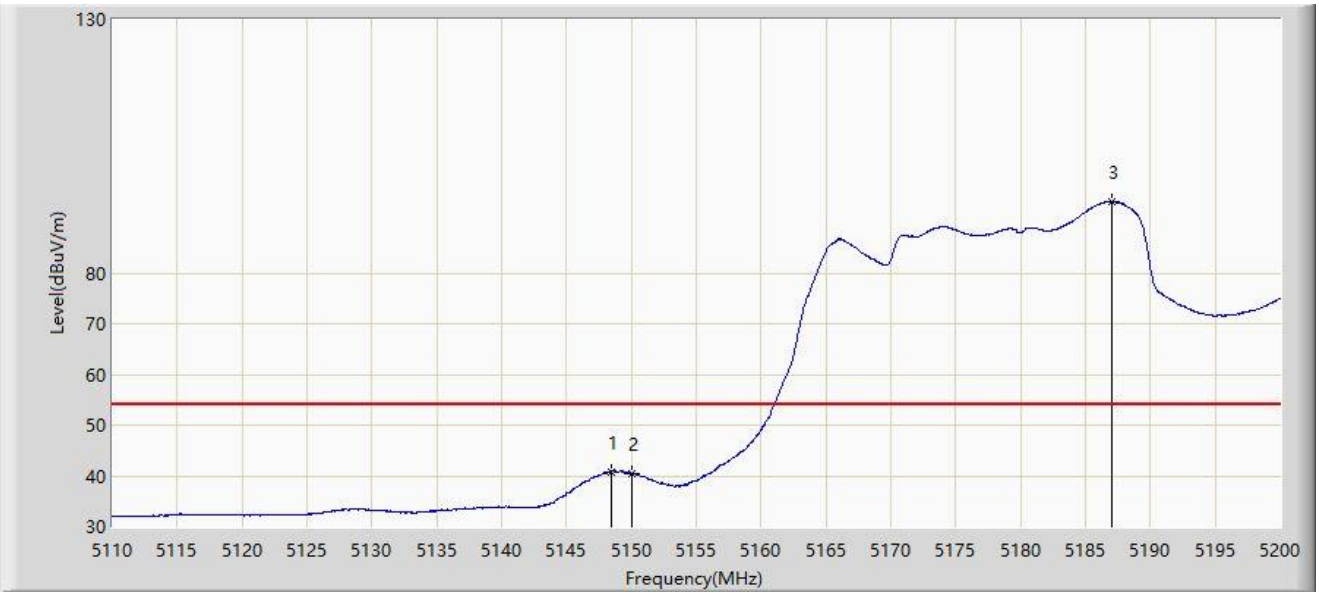

No	Mark	Frequency (MHz)	Measure Level (dBμV/m)	Reading Level (dBμV)	Margin (dB)	Limit (dBμV/m)	Factor (dB/m)	Type
1	*	5148.430	40.798	39.172	-13.202	54.000	1.625	AV
2		5150.000	40.423	38.494	-13.577	54.000	1.929	AV
3		5187.085	94.117	52.393	N/A	N/A	41.724	AV

Note 1: " * ", means this data is the worst emission level.

Note 2: Measure Level (dBμV/m) = Reading Level (dBμV) + Factor (dB/m).

Note 3: Factor (dB/m) = Cable Loss (dB) + Antenna Factor (dB/m) - Pre_Amplifier Gain (dB).

Site: SIP-AC2	Test Date: 2023-10-17
Limit: FCC_5G_RE(3m)	Engineer: Mero Zhou
Probe: HF907_102861_1-18GHz	Polarity: Vertical
EUT: Dragonfly Industrial Wireless Access Point	Power: By PoE
Test Mode: Transmit by 802.11ax-HE20 at 5180MHz	

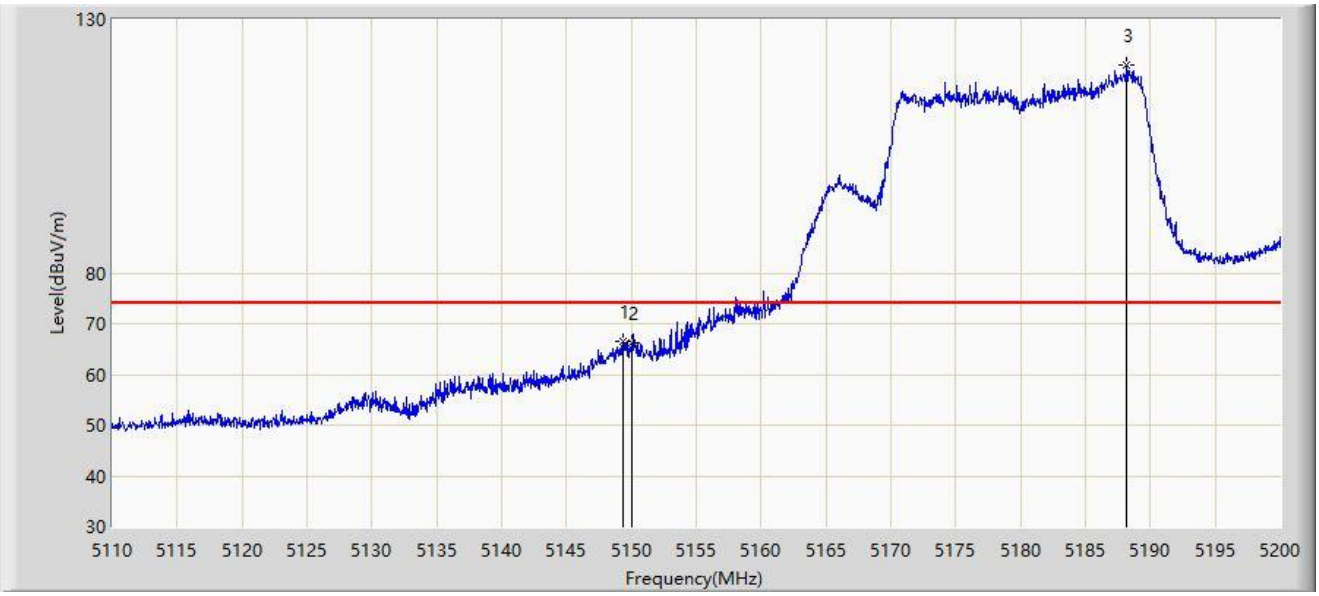

No	Mark	Frequency (MHz)	Measure Level (dBμV/m)	Reading Level (dBμV)	Margin (dB)	Limit (dBμV/m)	Factor (dB/m)	Type
1	*	5149.330	66.550	64.752	-7.450	74.000	1.798	PK
2		5150.000	66.104	64.175	-7.896	74.000	1.929	PK
3		5188.210	121.085	77.852	N/A	N/A	43.233	PK

Note 1: " * ", means this data is the worst emission level.

Note 2: Measure Level (dBμV/m) = Reading Level (dBμV) + Factor (dB/m).

Note 3: Factor (dB/m) = Cable Loss (dB) + Antenna Factor (dB/m) - Pre_Amplifier Gain (dB).

Site: SIP-AC2	Test Date: 2023-10-17
Limit: FCC_5G_RE(3m)	Engineer: Mero Zhou
Probe: HF907_102861_1-18GHz	Polarity: Vertical
EUT: Dragonfly Industrial Wireless Access Point	Power: By PoE
Test Mode: Transmit by 802.11ax-HE20 at 5180MHz	

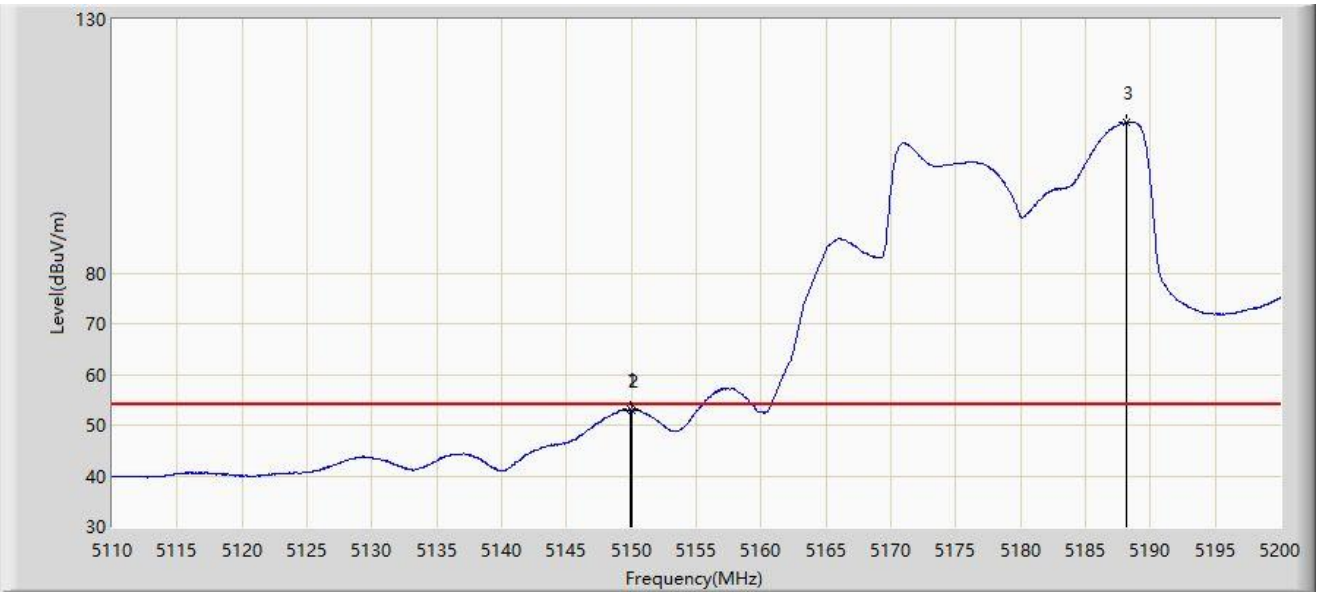

No	Mark	Frequency (MHz)	Measure Level (dBμV/m)	Reading Level (dBμV)	Margin (dB)	Limit (dBμV/m)	Factor (dB/m)	Type
1	*	5149.870	53.116	51.208	-0.884	54.000	1.908	AV
2		5150.000	52.998	51.069	-1.002	54.000	1.929	AV
3		5188.165	109.659	66.499	N/A	N/A	43.160	AV

Note 1: " * ", means this data is the worst emission level.

Note 2: Measure Level (dBμV/m) = Reading Level (dBμV) + Factor (dB/m).

Note 3: Factor (dB/m) = Cable Loss (dB) + Antenna Factor (dB/m) - Pre_Amplifier Gain (dB).

Site: SIP-AC2	Test Date: 2023-10-17
Limit: FCC_5G_RE(3m)	Engineer: Mero Zhou
Probe: HF907_102861_1-18GHz	Polarity: Horizontal
EUT: Dragonfly Industrial Wireless Access Point	Power: By PoE
Test Mode: Transmit by 802.11ax-HE20 at 5320MHz	

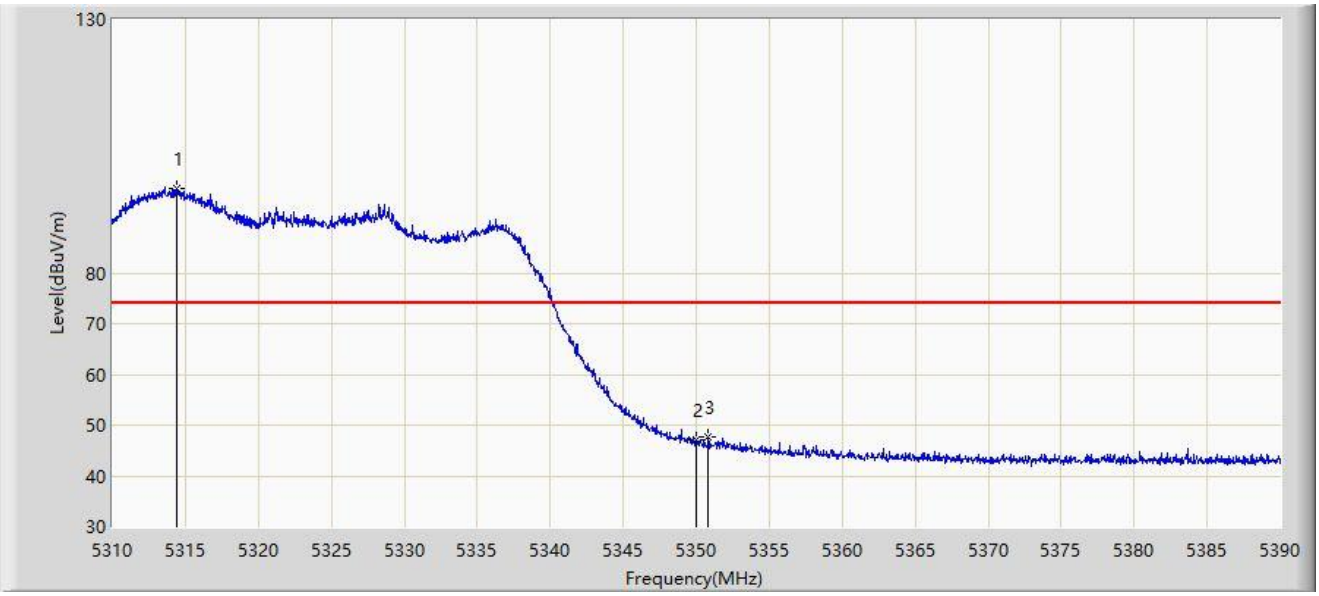

No	Mark	Frequency (MHz)	Measure Level (dBµV/m)	Reading Level (dBµV)	Margin (dB)	Limit (dBµV/m)	Factor (dB/m)	Type
1		5314.400	96.546	44.937	N/A	N/A	51.608	PK
2		5350.000	47.009	42.905	-26.991	74.000	4.104	PK
3	*	5350.840	47.667	43.944	-26.333	74.000	3.723	PK

Note 1: " * ", means this data is the worst emission level.

Note 2: Measure Level (dBµV/m) = Reading Level (dBµV) + Factor (dB/m).

Note 3: Factor (dB/m) = Cable Loss (dB) + Antenna Factor (dB/m) - Pre_Amplifier Gain (dB).

Site: SIP-AC2	Test Date: 2023-10-17
Limit: FCC_5G_RE(3m)	Engineer: Mero Zhou
Probe: HF907_102861_1-18GHz	Polarity: Horizontal
EUT: Dragonfly Industrial Wireless Access Point	Power: By PoE
Test Mode: Transmit by 802.11ax-HE20 at 5320MHz	

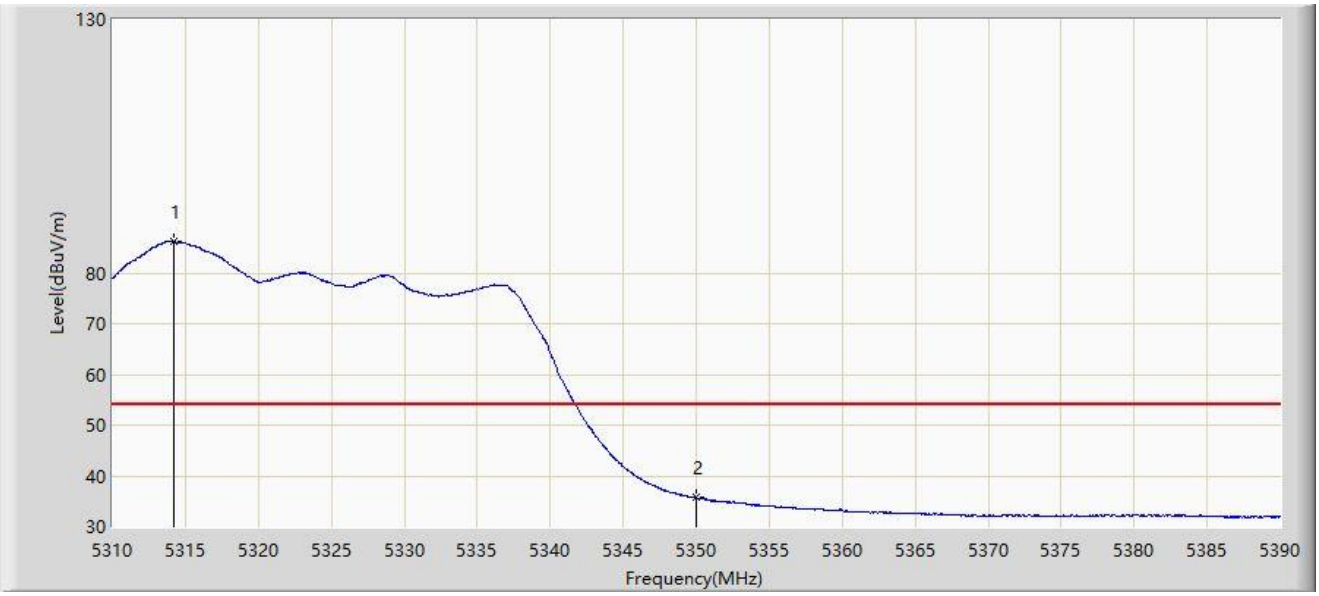

No	Mark	Frequency (MHz)	Measure Level (dBμV/m)	Reading Level (dBμV)	Margin (dB)	Limit (dBμV/m)	Factor (dB/m)	Type
1		5314.200	86.115	34.322	N/A	N/A	51.793	AV
2	*	5350.000	35.730	31.626	-18.270	54.000	4.104	AV

Note 1: " * ", means this data is the worst emission level.

Note 2: Measure Level (dBμV/m) = Reading Level (dBμV) + Factor (dB/m).

Note 3: Factor (dB/m) = Cable Loss (dB) + Antenna Factor (dB/m) - Pre_Amplifier Gain (dB).

Site: SIP-AC2	Test Date: 2023-10-17
Limit: FCC_5G_RE(3m)	Engineer: Mero Zhou
Probe: HF907_102861_1-18GHz	Polarity: Vertical
EUT: Dragonfly Industrial Wireless Access Point	Power: By PoE
Test Mode: Transmit by 802.11ax-HE20 at 5320MHz	

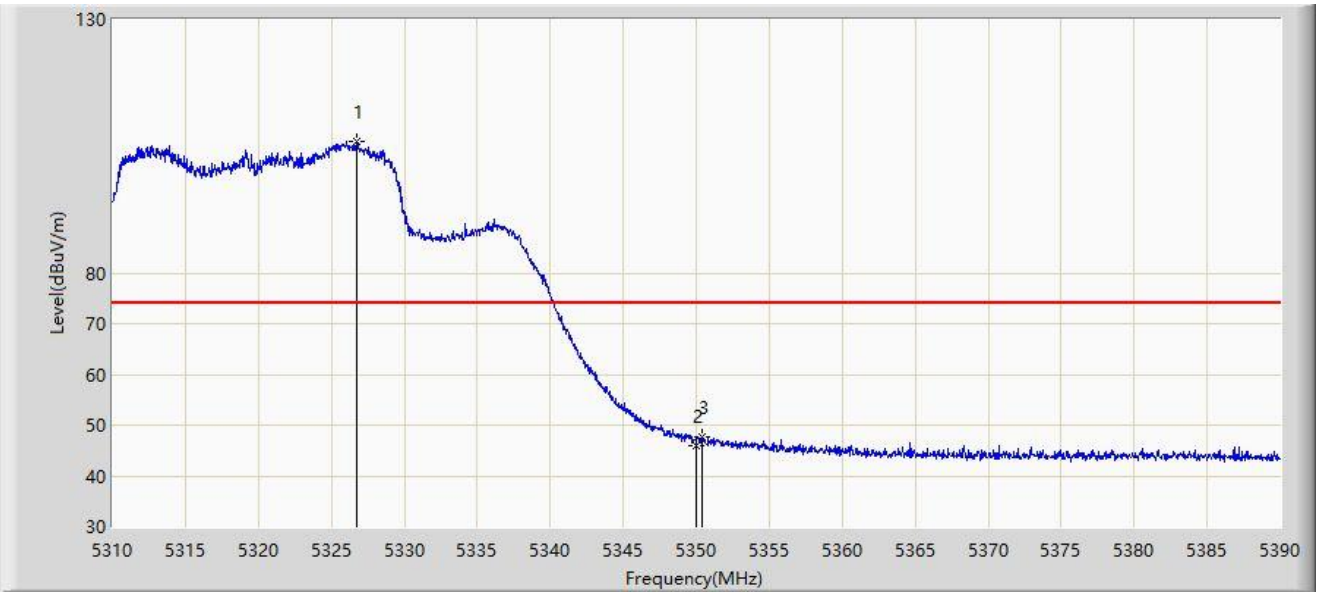

No	Mark	Frequency (MHz)	Measure Level (dBμV/m)	Reading Level (dBμV)	Margin (dB)	Limit (dBμV/m)	Factor (dB/m)	Type
1		5326.760	106.074	60.557	N/A	N/A	45.517	PK
2		5350.000	46.083	41.979	-27.917	74.000	4.104	PK
3	*	5350.360	47.781	43.866	-26.219	74.000	3.915	PK

Note 1: " * ", means this data is the worst emission level.

Note 2: Measure Level (dBμV/m) = Reading Level (dBμV) + Factor (dB/m).

Note 3: Factor (dB/m) = Cable Loss (dB) + Antenna Factor (dB/m) - Pre_Amplifier Gain (dB).

Site: SIP-AC2	Test Date: 2023-10-17
Limit: FCC_5G_RE(3m)	Engineer: Mero Zhou
Probe: HF907_102861_1-18GHz	Polarity: Vertical
EUT: Dragonfly Industrial Wireless Access Point	Power: By PoE
Test Mode: Transmit by 802.11ax-HE20 at 5320MHz	

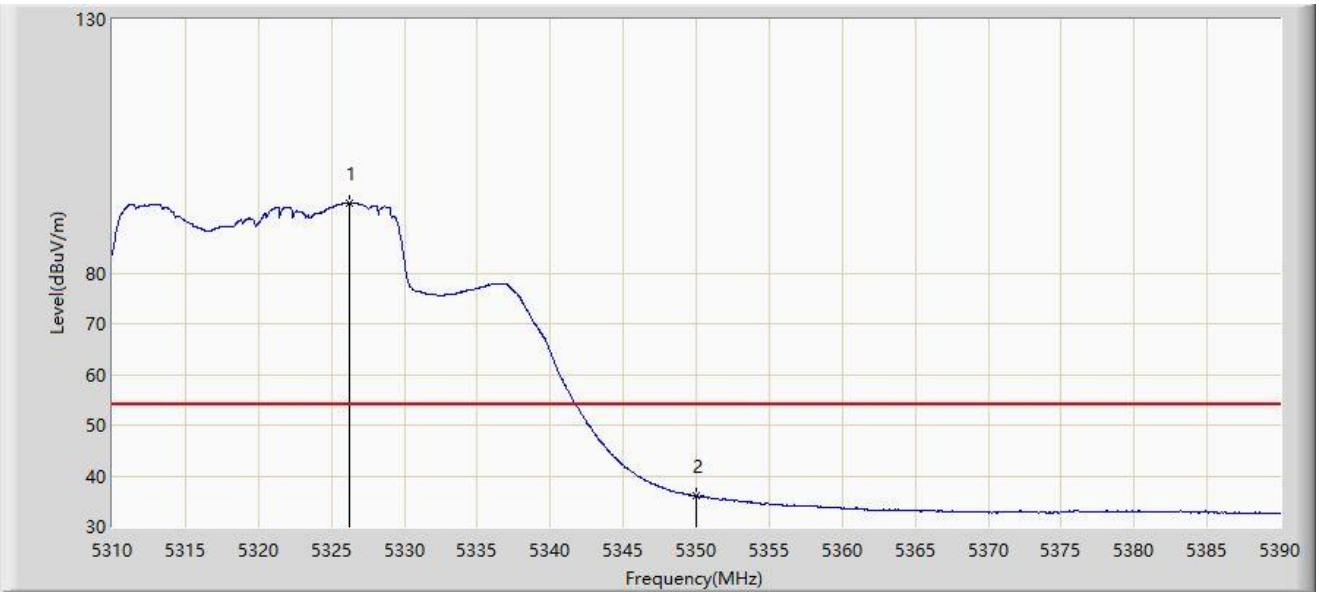

No	Mark	Frequency (MHz)	Measure Level (dBμV/m)	Reading Level (dBμV)	Margin (dB)	Limit (dBμV/m)	Factor (dB/m)	Type
1		5326.240	93.846	48.658	N/A	N/A	45.188	AV
2	*	5350.000	36.017	31.913	-17.983	54.000	4.104	AV

Note 1: " * ", means this data is the worst emission level.

Note 2: Measure Level (dBμV/m) = Reading Level (dBμV) + Factor (dB/m).

Note 3: Factor (dB/m) = Cable Loss (dB) + Antenna Factor (dB/m) - Pre_Amplifier Gain (dB).

Site: SIP-AC2	Test Date: 2023-10-18
Limit: FCC_5G_RE(3m)	Engineer: Mero Zhou
Probe: HF907_102861_1-18GHz	Polarity: Horizontal
EUT: Dragonfly Industrial Wireless Access Point	Power: By PoE
Test Mode: Transmit by 802.11ax-HE20 at 5500MHz	

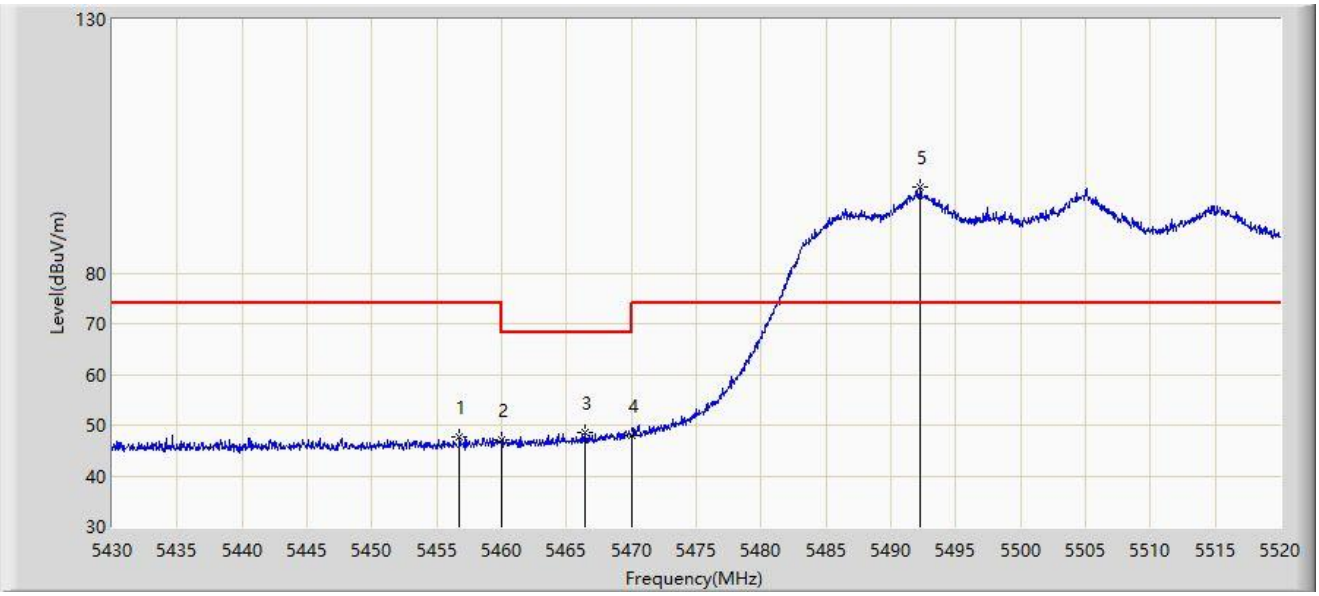

No	Mark	Frequency (MHz)	Measure Level (dBµV/m)	Reading Level (dBµV)	Margin (dB)	Limit (dBµV/m)	Factor (dB/m)	Type
1		5456.775	47.634	46.242	-26.366	74.000	1.392	PK
2		5460.000	47.053	45.412	-21.147	68.200	1.641	PK
3	*	5466.405	48.678	46.149	-19.522	68.200	2.529	PK
4		5470.000	48.048	44.711	-20.152	68.200	3.337	PK
5		5492.280	97.046	47.170	N/A	N/A	49.875	PK

Note 1: " * ", means this data is the worst emission level.

Note 2: Measure Level (dBµV/m) = Reading Level (dBµV) + Factor (dB/m).

Note 3: Factor (dB/m) = Cable Loss (dB) + Antenna Factor (dB/m) - Pre_Amplifier Gain (dB).

Site: SIP-AC2	Test Date: 2023-10-18
Limit: FCC_5G_RE(3m)	Engineer: Mero Zhou
Probe: HF907_102861_1-18GHz	Polarity: Horizontal
EUT: Dragonfly Industrial Wireless Access Point	Power: By PoE
Test Mode: Transmit by 802.11ax-HE20 at 5500MHz	

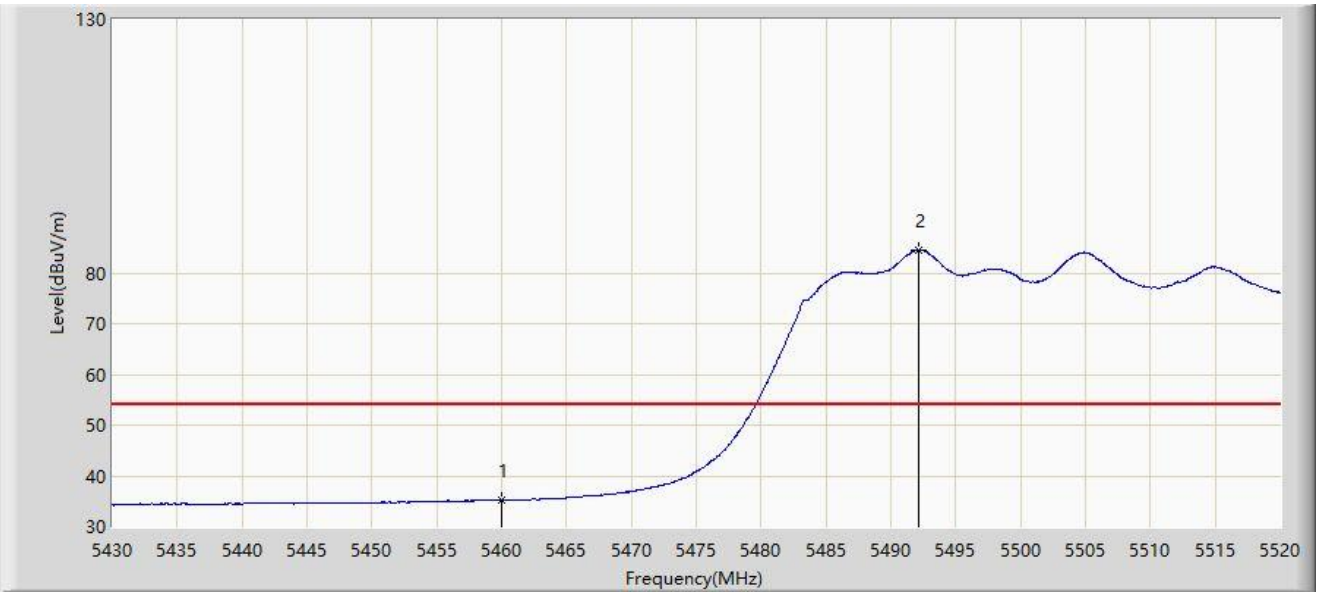

No	Mark	Frequency (MHz)	Measure Level (dBμV/m)	Reading Level (dBμV)	Margin (dB)	Limit (dBμV/m)	Factor (dB/m)	Type
1	*	5460.000	35.197	33.556	-18.803	54.000	1.641	AV
2		5492.100	84.396	34.529	N/A	N/A	49.867	AV

Note 1: " * ", means this data is the worst emission level.

Note 2: Measure Level (dBμV/m) = Reading Level (dBμV) + Factor (dB/m).

Note 3: Factor (dB/m) = Cable Loss (dB) + Antenna Factor (dB/m) - Pre_Amplifier Gain (dB).

Site: SIP-AC2	Test Date: 2023-10-18
Limit: FCC_5G_RE(3m)	Engineer: Mero Zhou
Probe: HF907_102861_1-18GHz	Polarity: Vertical
EUT: Dragonfly Industrial Wireless Access Point	Power: By PoE
Test Mode: Transmit by 802.11ax-HE20 at 5500MHz	

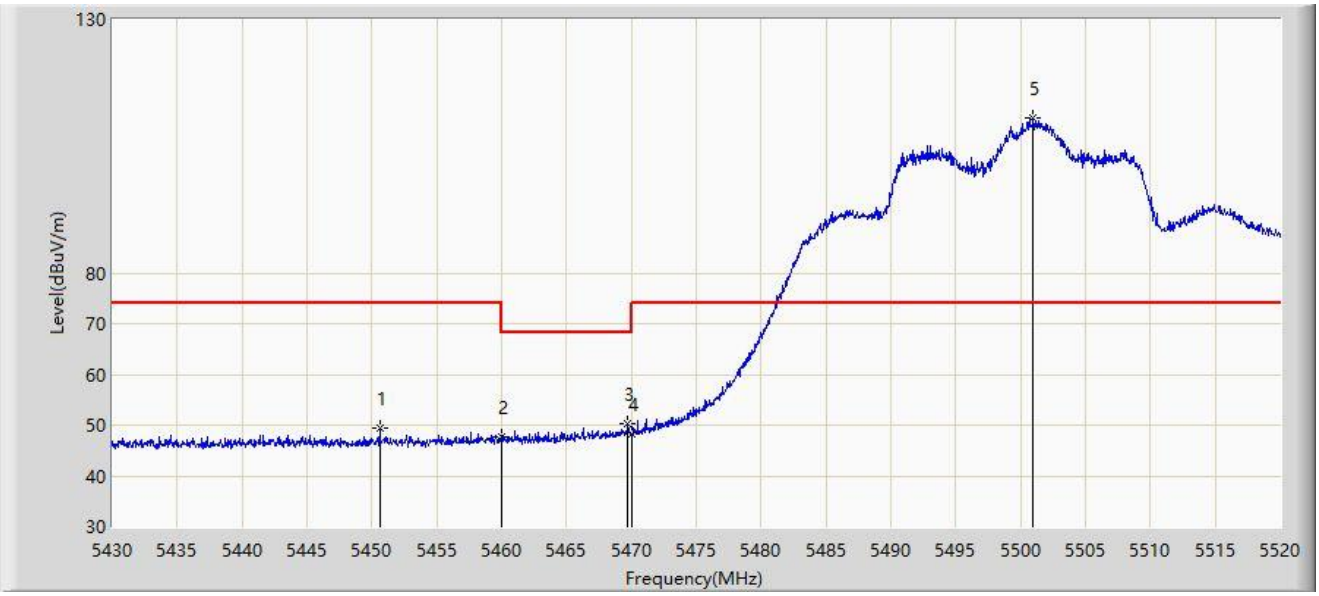

No	Mark	Frequency (MHz)	Measure Level (dBµV/m)	Reading Level (dBµV)	Margin (dB)	Limit (dBµV/m)	Factor (dB/m)	Type
1		5450.610	49.396	48.201	-24.604	74.000	1.195	PK
2		5460.000	47.651	46.010	-20.549	68.200	1.641	PK
3	*	5469.735	50.331	47.039	-17.869	68.200	3.293	PK
4		5470.000	48.164	44.827	-20.036	68.200	3.337	PK
5		5500.965	110.702	66.864	N/A	N/A	43.838	PK

Note 1: " * ", means this data is the worst emission level.

Note 2: Measure Level (dBµV/m) = Reading Level (dBµV) + Factor (dB/m).

Note 3: Factor (dB/m) = Cable Loss (dB) + Antenna Factor (dB/m) - Pre_Amplifier Gain (dB).

Site: SIP-AC2	Test Date: 2023-10-18
Limit: FCC_5G_RE(3m)	Engineer: Mero Zhou
Probe: HF907_102861_1-18GHz	Polarity: Vertical
EUT: Dragonfly Industrial Wireless Access Point	Power: By PoE
Test Mode: Transmit by 802.11ax-HE20 at 5500MHz	

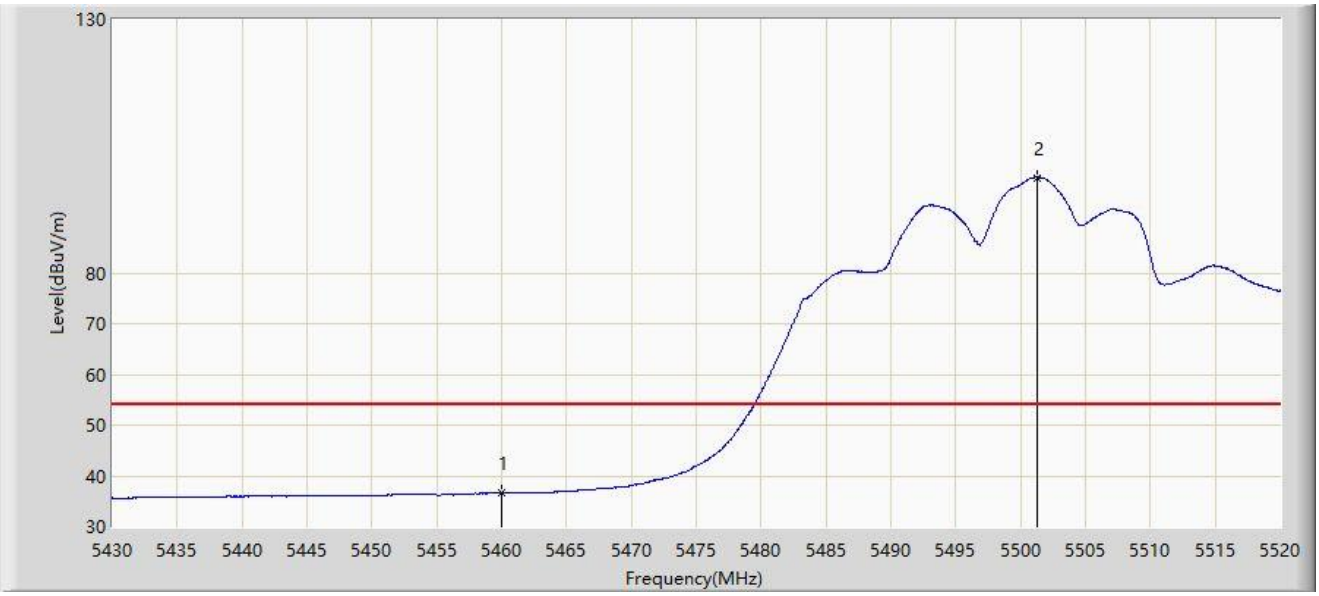

No	Mark	Frequency (MHz)	Measure Level (dBμV/m)	Reading Level (dBμV)	Margin (dB)	Limit (dBμV/m)	Factor (dB/m)	Type
1	*	5460.000	36.546	34.905	-17.454	54.000	1.641	AV
2		5501.325	98.816	54.609	N/A	N/A	44.207	AV

Note 1: " * ", means this data is the worst emission level.

Note 2: Measure Level (dBμV/m) = Reading Level (dBμV) + Factor (dB/m).

Note 3: Factor (dB/m) = Cable Loss (dB) + Antenna Factor (dB/m) - Pre_Amplifier Gain (dB).

Site: SIP-AC2	Test Date: 2023-10-18
Limit: FCC_5G_RE(3m)	Engineer: Mero Zhou
Probe: HF907_102861_1-18GHz	Polarity: Horizontal
EUT: Dragonfly Industrial Wireless Access Point	Power: By PoE
Test Mode: Transmit by 802.11ax-HE20 at 5700MHz	

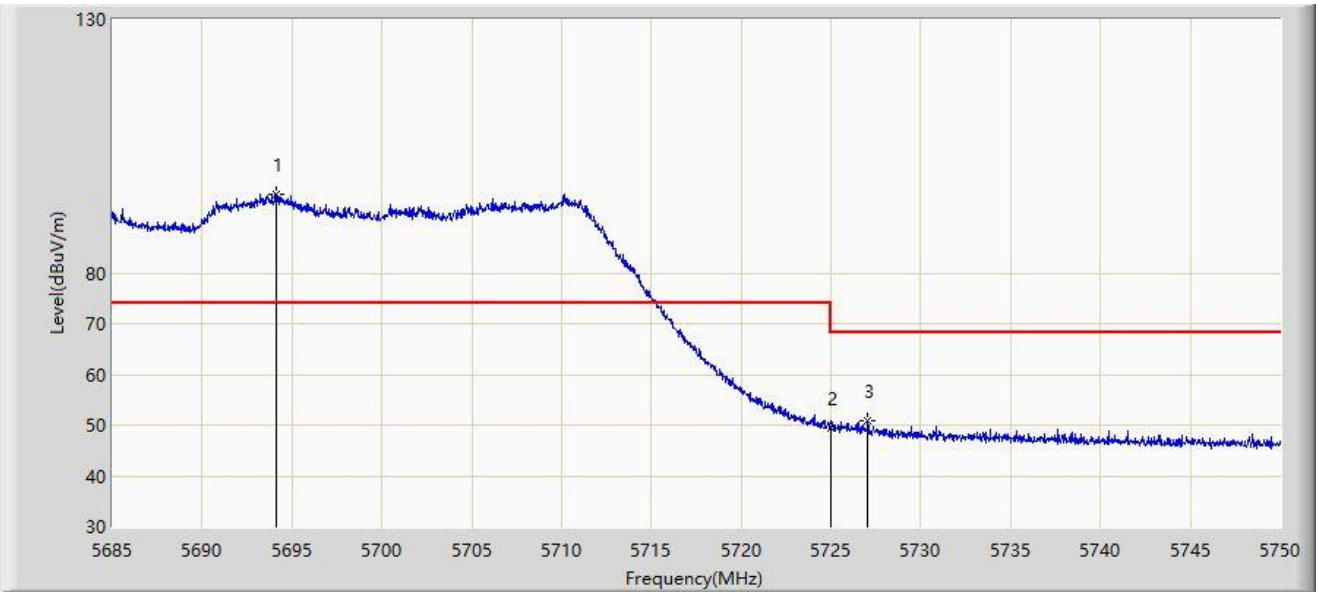

No	Mark	Frequency (MHz)	Measure Level (dBμV/m)	Reading Level (dBμV)	Margin (dB)	Limit (dBμV/m)	Factor (dB/m)	Type
1		5694.132	95.375	47.146	N/A	N/A	48.230	PK
2		5725.000	49.338	44.267	-18.862	68.200	5.070	PK
3	*	5727.055	50.787	46.712	-17.413	68.200	4.075	PK

Note 1: " * ", means this data is the worst emission level.

Note 2: Measure Level (dBμV/m) = Reading Level (dBμV) + Factor (dB/m).

Note 3: Factor (dB/m) = Cable Loss (dB) + Antenna Factor (dB/m) - Pre_Amplifier Gain (dB).

Site: SIP-AC2	Test Date: 2023-10-18
Limit: FCC_5G_RE(3m)	Engineer: Mero Zhou
Probe: HF907_102861_1-18GHz	Polarity: Vertical
EUT: Dragonfly Industrial Wireless Access Point	Power: By PoE
Test Mode: Transmit by 802.11ax-HE20 at 5700MHz	

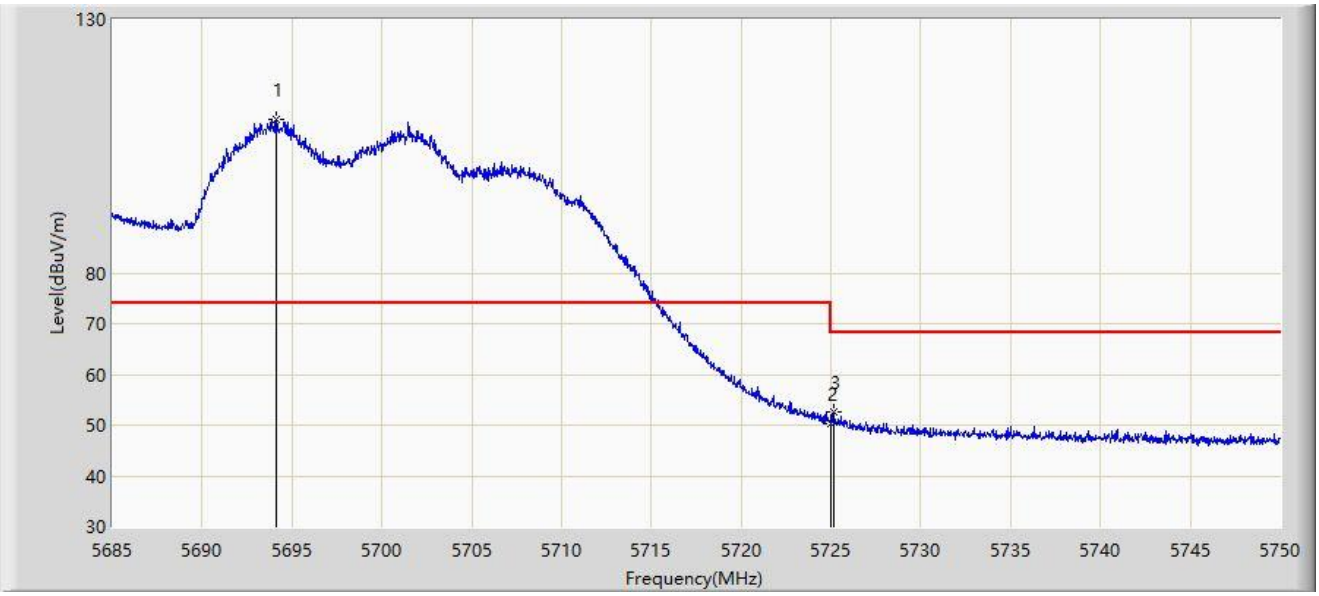

No	Mark	Frequency (MHz)	Measure Level (dBμV/m)	Reading Level (dBμV)	Margin (dB)	Limit (dBμV/m)	Factor (dB/m)	Type
1		5694.100	110.342	62.125	N/A	N/A	48.217	PK
2		5725.000	50.293	45.222	-17.907	68.200	5.070	PK
3	*	5725.138	52.574	47.589	-15.626	68.200	4.985	PK

Note 1: " * ", means this data is the worst emission level.

Note 2: Measure Level (dBμV/m) = Reading Level (dBμV) + Factor (dB/m).

Note 3: Factor (dB/m) = Cable Loss (dB) + Antenna Factor (dB/m) - Pre_Amplifier Gain (dB).

Site: SIP-AC2	Test Date: 2023-10-18
Limit: FCC_5.8G_RE(3m)	Engineer: Mero Zhou
Probe: HF907_102861_1-18GHz	Polarity: Horizontal
EUT: Dragonfly Industrial Wireless Access Point	Power: By PoE
Test Mode: Transmit by 802.11ax-HE20 at 5745MHz	

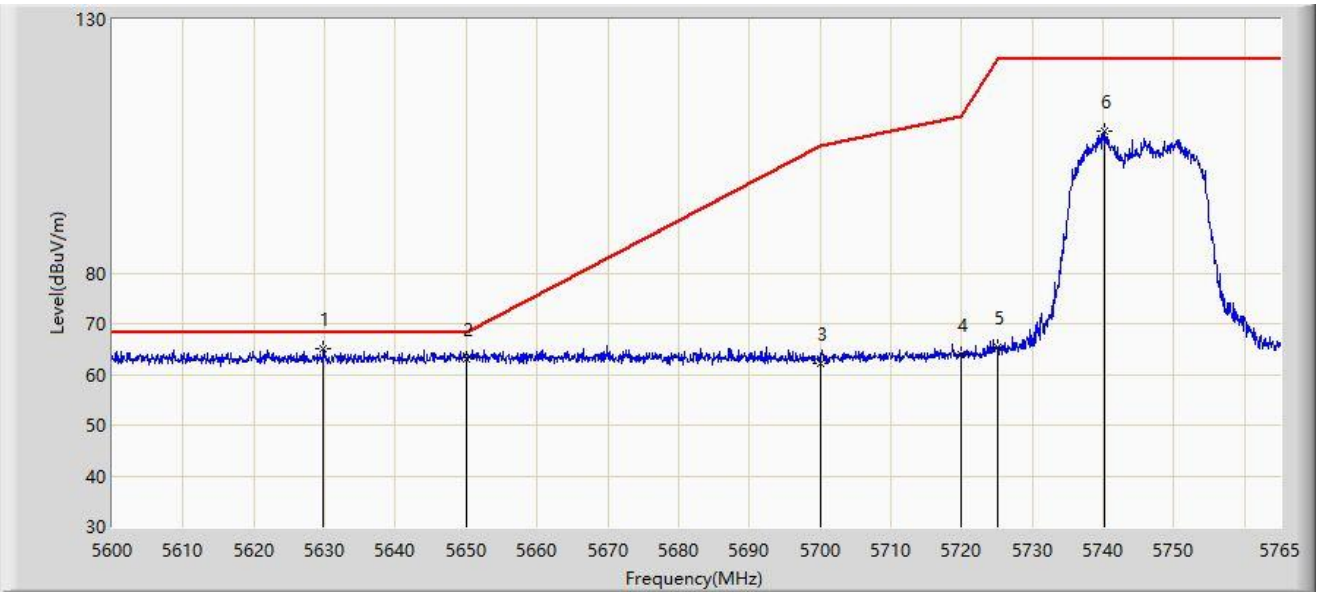

No	Mark	Frequency (MHz)	Measure Level (dBµV/m)	Reading Level (dBµV)	Margin (dB)	Limit (dBµV/m)	Factor (dB/m)	Type
1	*	5629.783	65.035	67.552	-3.165	68.200	-2.517	PK
2		5650.000	62.923	65.200	-5.277	68.200	-2.276	PK
3		5700.000	62.260	64.589	-42.940	105.200	-2.328	PK
4		5720.000	63.780	66.045	-47.020	110.800	-2.265	PK
5		5725.000	65.430	67.682	-56.770	122.200	-2.253	PK
6		5740.250	108.068	110.054	N/A	N/A	-1.987	PK

Note 1: " * ", means this data is the worst emission level.

Note 2: Measure Level (dBµV/m) = Reading Level (dBµV) + Factor (dB/m).

Note 3: Factor (dB/m) = Cable Loss (dB) + Antenna Factor (dB/m) - Pre_Amplifier Gain (dB).

Site: SIP-AC2	Test Date: 2023-10-18
Limit: FCC_5.8G_RE(3m)	Engineer: Mero Zhou
Probe: HF907_102861_1-18GHz	Polarity: Vertical
EUT: Dragonfly Industrial Wireless Access Point	Power: By PoE
Test Mode: Transmit by 802.11ax-HE20 at 5745MHz	

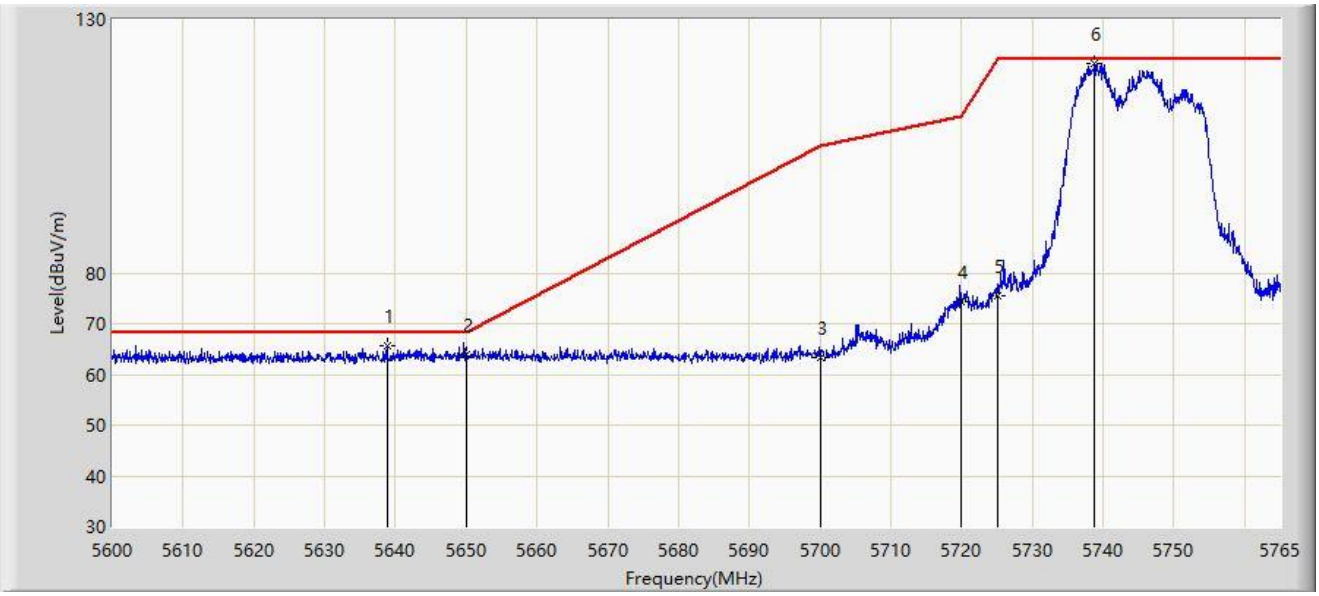

No	Mark	Frequency (MHz)	Measure Level (dBµV/m)	Reading Level (dBµV)	Margin (dB)	Limit (dBµV/m)	Factor (dB/m)	Type
1	*	5638.775	65.621	68.038	-2.579	68.200	-2.417	PK
2		5650.000	63.968	66.245	-4.232	68.200	-2.276	PK
3		5700.000	63.459	65.788	-41.741	105.200	-2.328	PK
4		5720.000	74.239	76.504	-36.561	110.800	-2.265	PK
5		5725.000	75.577	77.829	-46.623	122.200	-2.253	PK
6		5738.765	121.253	123.267	N/A	N/A	-2.014	PK

Note 1: " * ", means this data is the worst emission level.

Note 2: Measure Level (dBµV/m) = Reading Level (dBµV) + Factor (dB/m).

Note 3: Factor (dB/m) = Cable Loss (dB) + Antenna Factor (dB/m) - Pre_Amplifier Gain (dB).

Site: SIP-AC2	Test Date: 2023-10-18
Limit: FCC_5.8G_RE(3m)	Engineer: Mero Zhou
Probe: HF907_102861_1-18GHz	Polarity: Horizontal
EUT: Dragonfly Industrial Wireless Access Point	Power: By PoE
Test Mode: Transmit by 802.11ax-HE20 at 5825MHz	

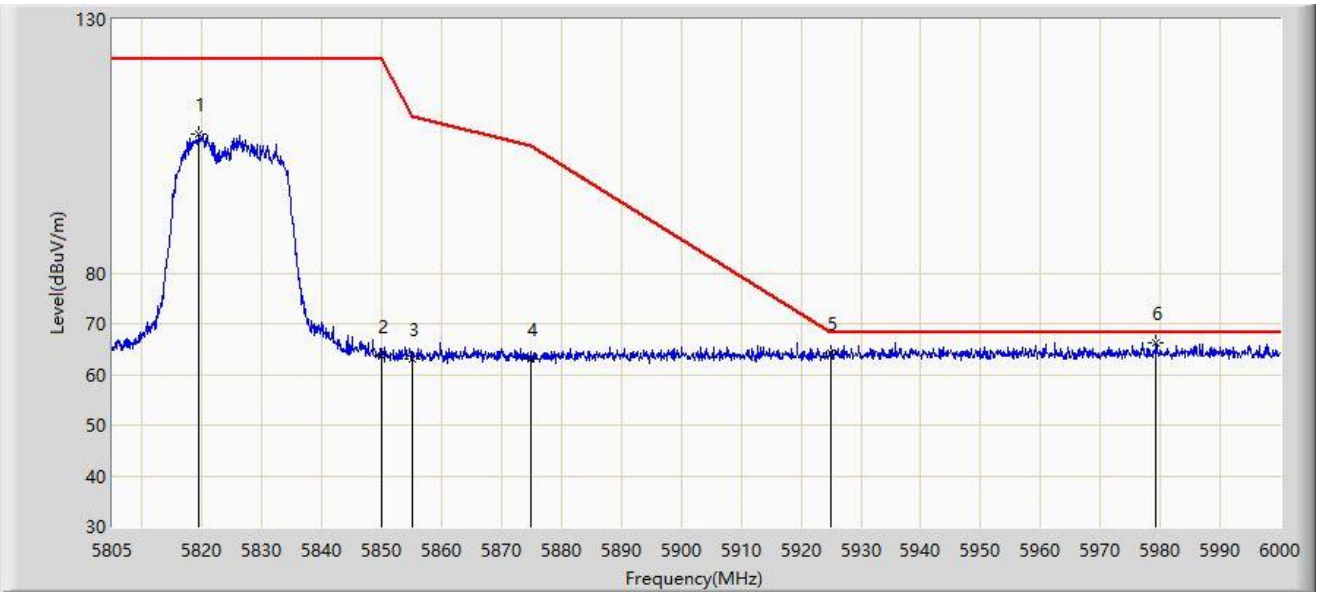

No	Mark	Frequency (MHz)	Measure Level (dBµV/m)	Reading Level (dBµV)	Margin (dB)	Limit (dBµV/m)	Factor (dB/m)	Type
1		5819.527	107.367	109.089	N/A	N/A	-1.722	PK
2		5850.000	63.587	65.647	-58.613	122.200	-2.060	PK
3		5855.000	63.177	65.237	-47.623	110.800	-2.060	PK
4		5875.000	63.173	65.181	-42.027	105.200	-2.008	PK
5		5925.000	64.130	65.885	-4.070	68.200	-1.754	PK
6	*	5979.330	66.239	67.537	-1.961	68.200	-1.298	PK

Note 1: " * ", means this data is the worst emission level.

Note 2: Measure Level (dBµV/m) = Reading Level (dBµV) + Factor (dB/m).

Note 3: Factor (dB/m) = Cable Loss (dB) + Antenna Factor (dB/m) - Pre_Amplifier Gain (dB).

Site: SIP-AC2	Test Date: 2023-10-18
Limit: FCC_5.8G_RE(3m)	Engineer: Mero Zhou
Probe: HF907_102861_1-18GHz	Polarity: Vertical
EUT: Dragonfly Industrial Wireless Access Point	Power: By PoE
Test Mode: Transmit by 802.11ax-HE20 at 5825MHz	

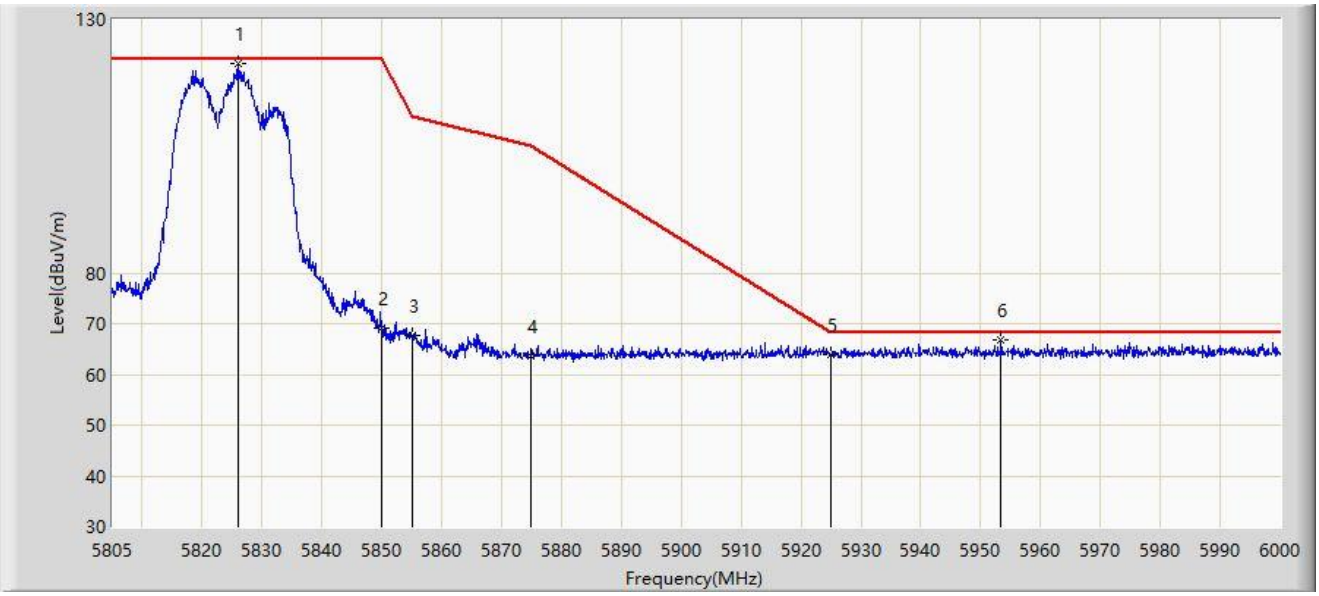

No	Mark	Frequency (MHz)	Measure Level (dBμV/m)	Reading Level (dBμV)	Margin (dB)	Limit (dBμV/m)	Factor (dB/m)	Type
1		5825.962	121.193	123.137	N/A	N/A	-1.944	PK
2		5850.000	69.082	71.142	-53.118	122.200	-2.060	PK
3		5855.000	67.694	69.754	-43.106	110.800	-2.060	PK
4		5875.000	63.610	65.618	-41.590	105.200	-2.008	PK
5		5925.000	63.786	65.541	-4.414	68.200	-1.754	PK
6	*	5953.395	66.793	68.310	-1.407	68.200	-1.517	PK

Note 1: " * ", means this data is the worst emission level.

Note 2: Measure Level (dBμV/m) = Reading Level (dBμV) + Factor (dB/m).

Note 3: Factor (dB/m) = Cable Loss (dB) + Antenna Factor (dB/m) - Pre_Amplifier Gain (dB).

Site: SIP-AC2	Test Date: 2023-10-17
Limit: FCC_5G_RE(3m)	Engineer: Mero Zhou
Probe: HF907_102861_1-18GHz	Polarity: Horizontal
EUT: Dragonfly Industrial Wireless Access Point	Power: By PoE
Test Mode: Transmit by 802.11ax-HE40 at 5190MHz	

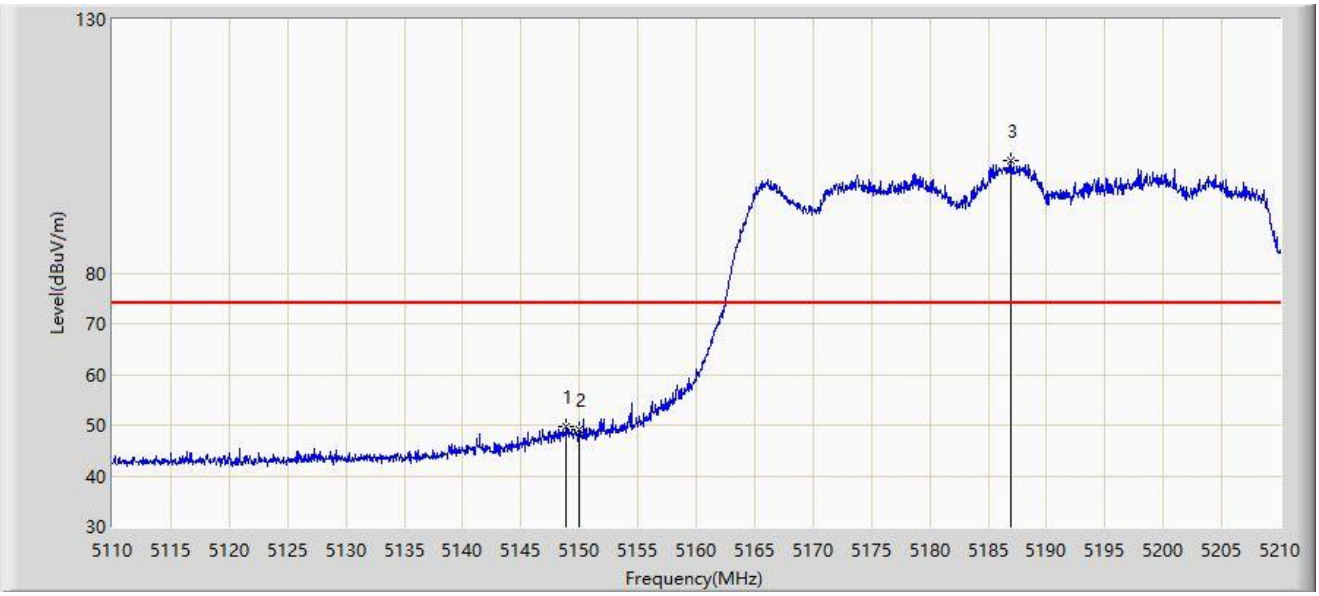

No	Mark	Frequency (MHz)	Measure Level (dBµV/m)	Reading Level (dBµV)	Margin (dB)	Limit (dBµV/m)	Factor (dB/m)	Type
1	*	5148.900	49.730	48.022	-24.270	74.000	1.707	PK
2		5150.000	49.046	47.117	-24.954	74.000	1.929	PK
3		5186.950	102.267	60.680	N/A	N/A	41.587	PK

Note 1: " * ", means this data is the worst emission level.

Note 2: Measure Level (dBµV/m) = Reading Level (dBµV) + Factor (dB/m).

Note 3: Factor (dB/m) = Cable Loss (dB) + Antenna Factor (dB/m) - Pre_Amplifier Gain (dB).

Site: SIP-AC2	Test Date: 2023-10-17
Limit: FCC_5G_RE(3m)	Engineer: Mero Zhou
Probe: HF907_102861_1-18GHz	Polarity: Horizontal
EUT: Dragonfly Industrial Wireless Access Point	Power: By PoE
Test Mode: Transmit by 802.11ax-HE40 at 5190MHz	

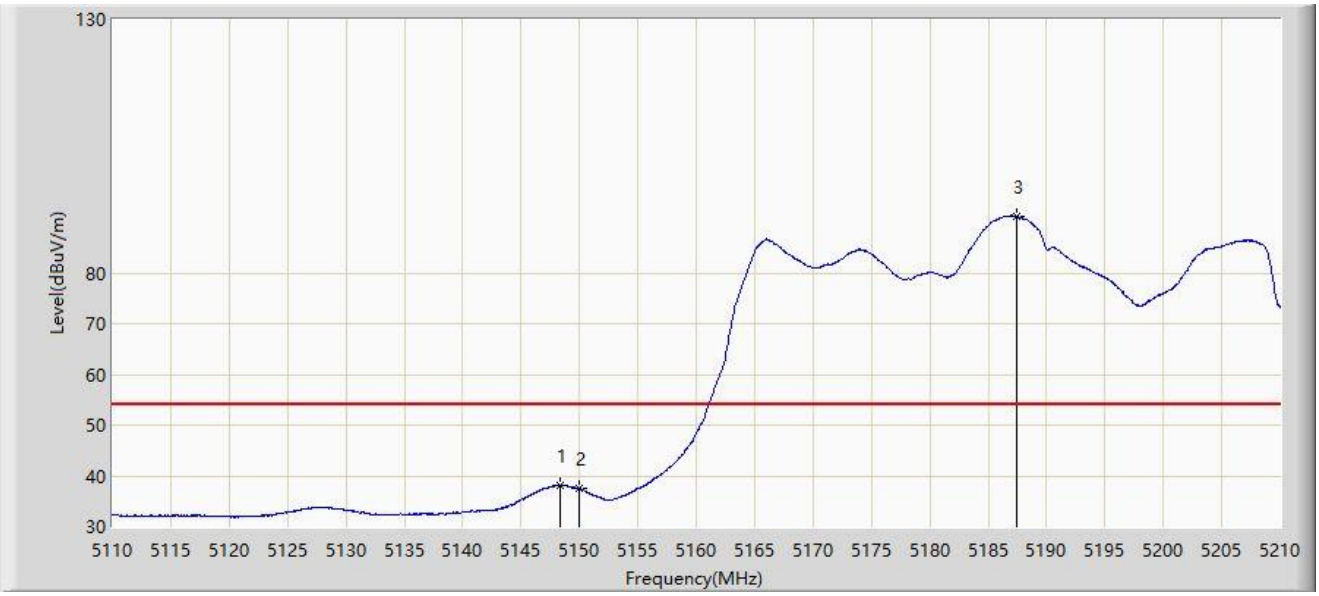

No	Mark	Frequency (MHz)	Measure Level (dBµV/m)	Reading Level (dBµV)	Margin (dB)	Limit (dBµV/m)	Factor (dB/m)	Type
1	*	5148.350	38.063	36.451	-15.937	54.000	1.612	AV
2		5150.000	37.598	35.669	-16.402	54.000	1.929	AV
3		5187.400	91.208	49.165	N/A	N/A	42.043	AV

Note 1: " * ", means this data is the worst emission level.

Note 2: Measure Level (dBµV/m) = Reading Level (dBµV) + Factor (dB/m).

Note 3: Factor (dB/m) = Cable Loss (dB) + Antenna Factor (dB/m) - Pre_Amplifier Gain (dB).

Site: SIP-AC2	Test Date: 2023-10-17
Limit: FCC_5G_RE(3m)	Engineer: Mero Zhou
Probe: HF907_102861_1-18GHz	Polarity: Vertical
EUT: Dragonfly Industrial Wireless Access Point	Power: By PoE
Test Mode: Transmit by 802.11ax-HE40 at 5190MHz	

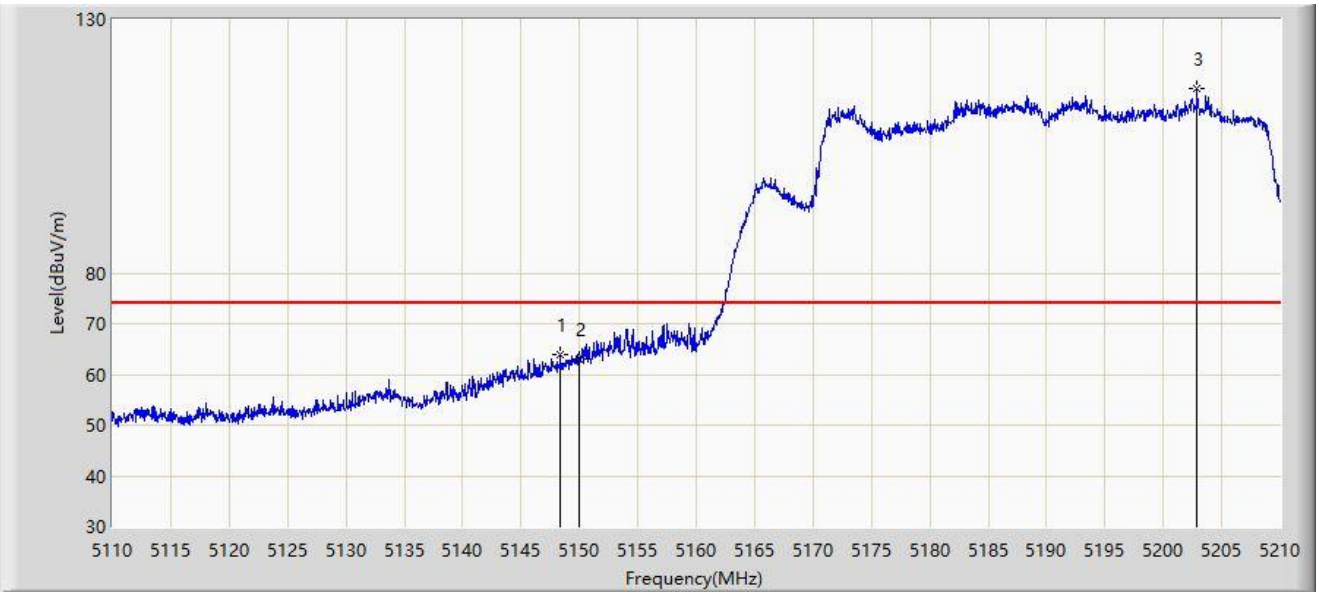

No	Mark	Frequency (MHz)	Measure Level (dBµV/m)	Reading Level (dBµV)	Margin (dB)	Limit (dBµV/m)	Factor (dB/m)	Type
1	*	5148.400	63.781	62.160	-10.219	74.000	1.620	PK
2		5150.000	62.944	61.015	-11.056	74.000	1.929	PK
3		5202.900	116.320	68.187	N/A	N/A	48.134	PK

Note 1: " * ", means this data is the worst emission level.

Note 2: Measure Level (dBµV/m) = Reading Level (dBµV) + Factor (dB/m).

Note 3: Factor (dB/m) = Cable Loss (dB) + Antenna Factor (dB/m) - Pre_Amplifier Gain (dB).

Site: SIP-AC2	Test Date: 2023-10-17
Limit: FCC_5G_RE(3m)	Engineer: Mero Zhou
Probe: HF907_102861_1-18GHz	Polarity: Vertical
EUT: Dragonfly Industrial Wireless Access Point	Power: By PoE
Test Mode: Transmit by 802.11ax-HE40 at 5190MHz	

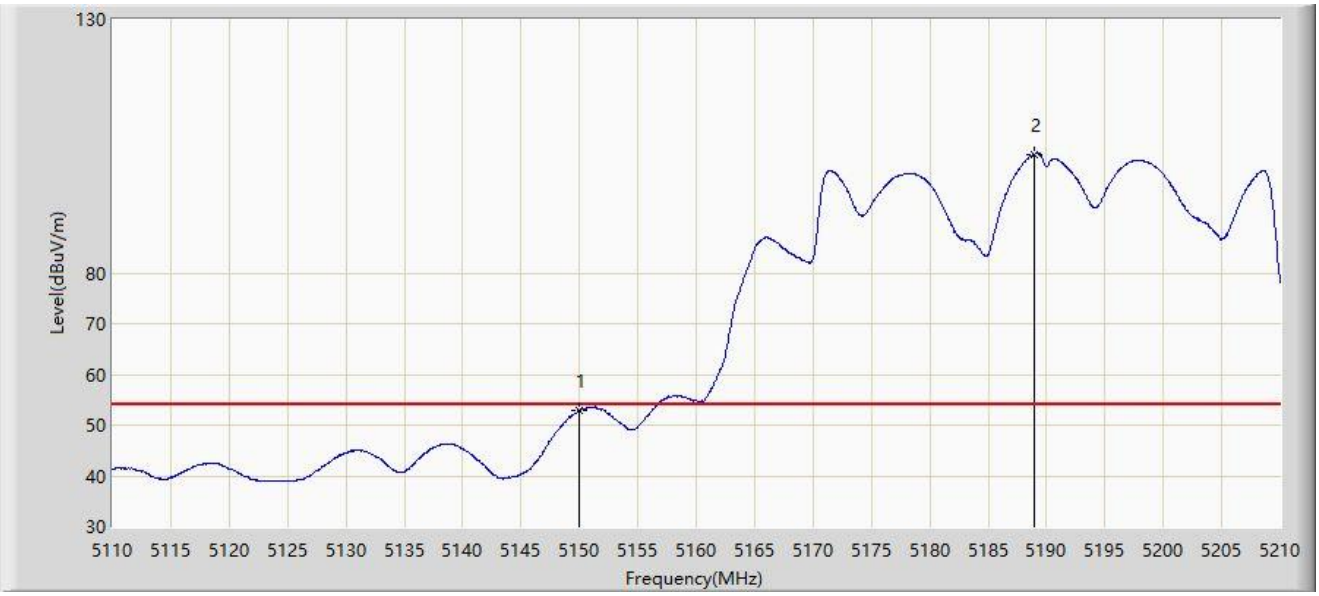

No	Mark	Frequency (MHz)	Measure Level (dBμV/m)	Reading Level (dBμV)	Margin (dB)	Limit (dBμV/m)	Factor (dB/m)	Type
1	*	5150.000	52.911	50.982	-1.089	54.000	1.929	AV
2		5189.000	103.453	59.120	N/A	N/A	44.333	AV

Note 1: " * ", means this data is the worst emission level.

Note 2: Measure Level (dBμV/m) = Reading Level (dBμV) + Factor (dB/m).

Note 3: Factor (dB/m) = Cable Loss (dB) + Antenna Factor (dB/m) - Pre_Amplifier Gain (dB).

Site: SIP-AC2	Test Date: 2023-10-17
Limit: FCC_5G_RE(3m)	Engineer: Mero Zhou
Probe: HF907_102861_1-18GHz	Polarity: Horizontal
EUT: Dragonfly Industrial Wireless Access Point	Power: By PoE
Test Mode: Transmit by 802.11ax-HE40 at 5310MHz	

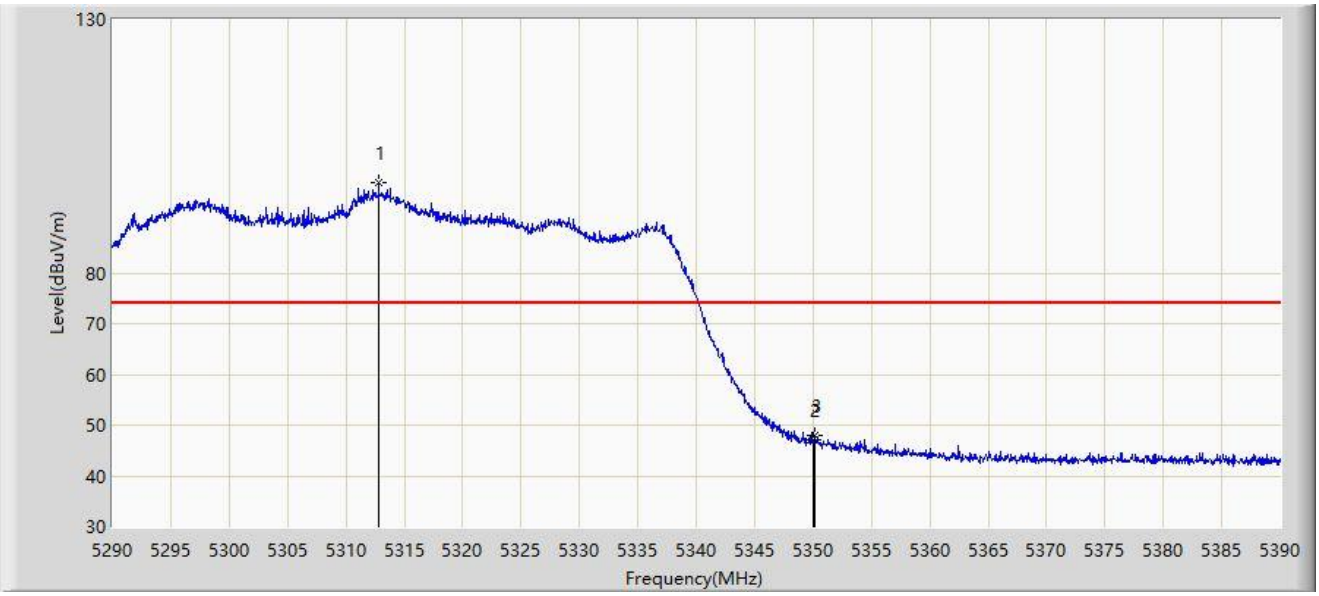

No	Mark	Frequency (MHz)	Measure Level (dBµV/m)	Reading Level (dBµV)	Margin (dB)	Limit (dBµV/m)	Factor (dB/m)	Type
1		5312.800	97.720	45.970	N/A	N/A	51.751	PK
2		5350.000	47.224	43.120	-26.776	74.000	4.104	PK
3	*	5350.200	47.928	43.929	-26.072	74.000	3.999	PK

Note 1: " * ", means this data is the worst emission level.

Note 2: Measure Level (dBµV/m) = Reading Level (dBµV) + Factor (dB/m).

Note 3: Factor (dB/m) = Cable Loss (dB) + Antenna Factor (dB/m) - Pre_Amplifier Gain (dB).

Site: SIP-AC2	Test Date: 2023-10-18
Limit: FCC_5G_RE(3m)	Engineer: Mero Zhou
Probe: HF907_102861_1-18GHz	Polarity: Horizontal
EUT: Dragonfly Industrial Wireless Access Point	Power: By PoE
Test Mode: Transmit by 802.11ax-HE40 at 5310MHz	

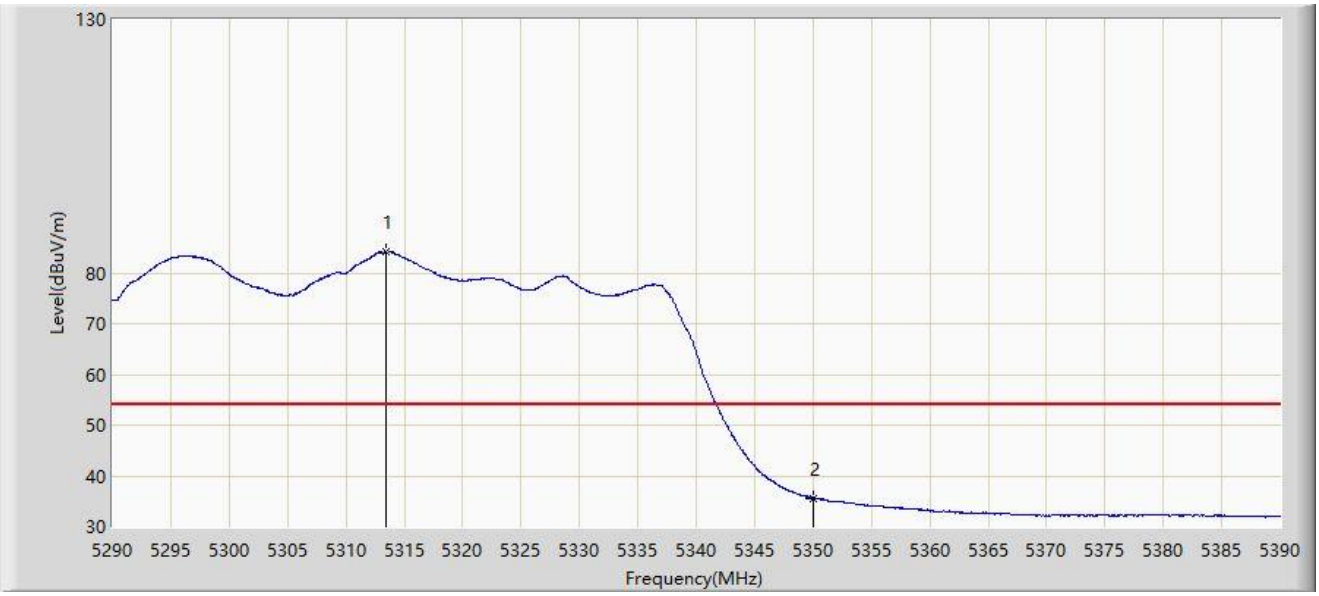

No	Mark	Frequency (MHz)	Measure Level (dBμV/m)	Reading Level (dBμV)	Margin (dB)	Limit (dBμV/m)	Factor (dB/m)	Type
1		5313.400	84.252	32.056	N/A	N/A	52.196	AV
2	*	5350.000	35.626	31.522	-18.374	54.000	4.104	AV

Note 1: " * ", means this data is the worst emission level.

Note 2: Measure Level (dBμV/m) = Reading Level (dBμV) + Factor (dB/m).

Note 3: Factor (dB/m) = Cable Loss (dB) + Antenna Factor (dB/m) - Pre_Amplifier Gain (dB).

Site: SIP-AC2	Test Date: 2023-10-18
Limit: FCC_5G_RE(3m)	Engineer: Mero Zhou
Probe: HF907_102861_1-18GHz	Polarity: Vertical
EUT: Dragonfly Industrial Wireless Access Point	Power: By PoE
Test Mode: Transmit by 802.11ax-HE40 at 5310MHz	

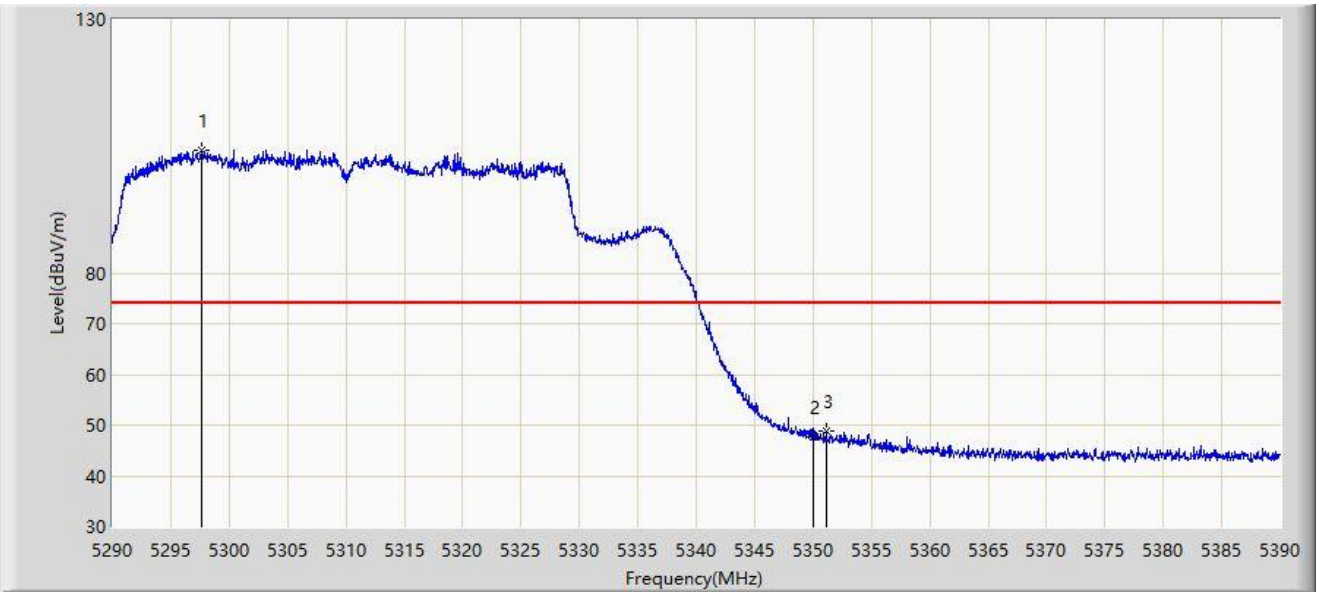

No	Mark	Frequency (MHz)	Measure Level (dBμV/m)	Reading Level (dBμV)	Margin (dB)	Limit (dBμV/m)	Factor (dB/m)	Type
1		5297.600	104.123	54.983	N/A	N/A	49.140	PK
2		5350.000	47.757	43.653	-26.243	74.000	4.104	PK
3	*	5351.100	48.793	45.161	-25.207	74.000	3.632	PK

Note 1: " * ", means this data is the worst emission level.

Note 2: Measure Level (dBμV/m) = Reading Level (dBμV) + Factor (dB/m).

Note 3: Factor (dB/m) = Cable Loss (dB) + Antenna Factor (dB/m) - Pre_Amplifier Gain (dB).

Site: SIP-AC2	Test Date: 2023-10-18
Limit: FCC_5G_RE(3m)	Engineer: Mero Zhou
Probe: HF907_102861_1-18GHz	Polarity: Vertical
EUT: Dragonfly Industrial Wireless Access Point	Power: By PoE
Test Mode: Transmit by 802.11ax-HE40 at 5310MHz	

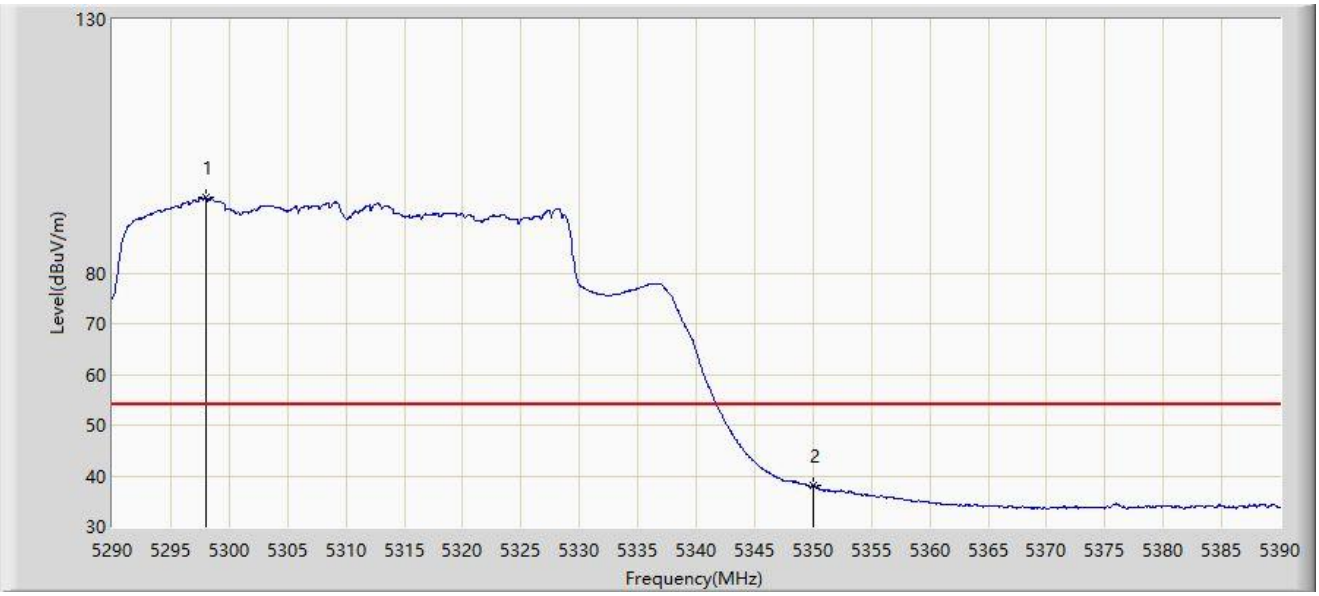

No	Mark	Frequency (MHz)	Measure Level (dBμV/m)	Reading Level (dBμV)	Margin (dB)	Limit (dBμV/m)	Factor (dB/m)	Type
1		5298.050	94.974	45.423	N/A	N/A	49.551	AV
2	*	5350.000	38.084	33.980	-15.916	54.000	4.104	AV

Note 1: " * ", means this data is the worst emission level.

Note 2: Measure Level (dBμV/m) = Reading Level (dBμV) + Factor (dB/m).

Note 3: Factor (dB/m) = Cable Loss (dB) + Antenna Factor (dB/m) - Pre_Amplifier Gain (dB).

Site: SIP-AC2	Test Date: 2023-10-18
Limit: FCC_5G_RE(3m)	Engineer: Mero Zhou
Probe: HF907_102861_1-18GHz	Polarity: Horizontal
EUT: Dragonfly Industrial Wireless Access Point	Power: By PoE
Test Mode: Transmit by 802.11ax-HE40 at 5510MHz	

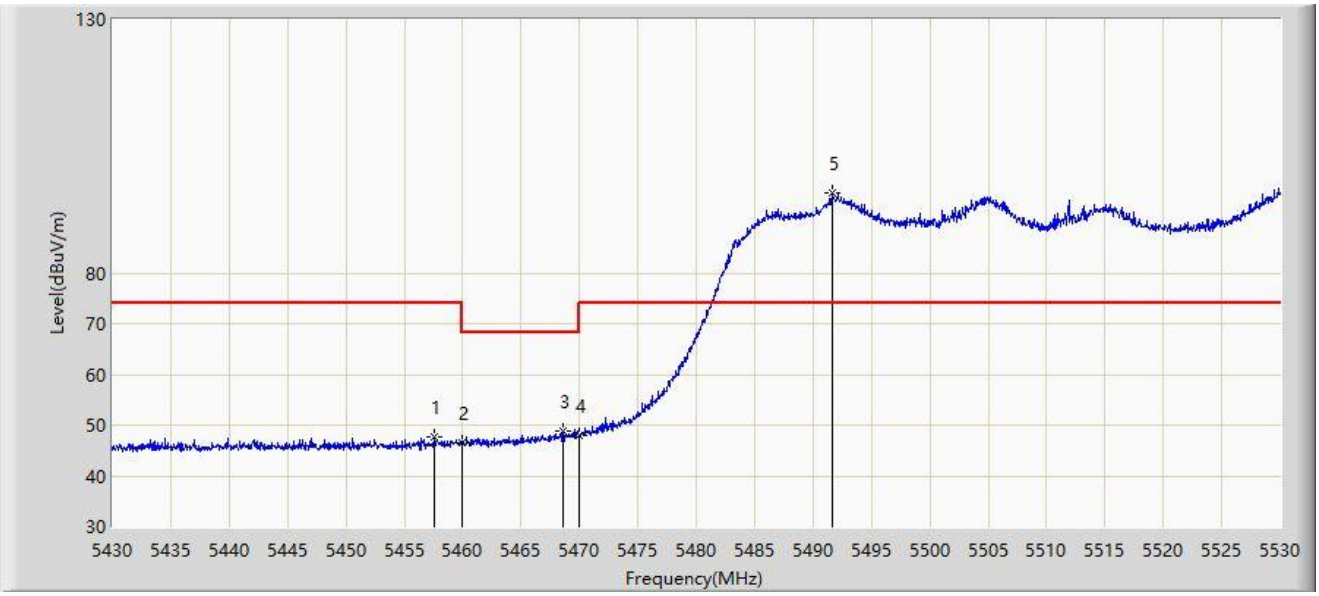

No	Mark	Frequency (MHz)	Measure Level (dBµV/m)	Reading Level (dBµV)	Margin (dB)	Limit (dBµV/m)	Factor (dB/m)	Type
1		5457.600	47.557	46.138	-26.443	74.000	1.418	PK
2		5460.000	46.508	44.867	-21.692	68.200	1.641	PK
3	*	5468.550	48.698	45.759	-19.502	68.200	2.939	PK
4		5470.000	47.849	44.512	-20.351	68.200	3.337	PK
5		5491.600	95.728	46.212	N/A	N/A	49.516	PK

Note 1: " * ", means this data is the worst emission level.

Note 2: Measure Level (dBµV/m) = Reading Level (dBµV) + Factor (dB/m).

Note 3: Factor (dB/m) = Cable Loss (dB) + Antenna Factor (dB/m) - Pre_Amplifier Gain (dB).

Site: SIP-AC2	Test Date: 2023-10-18
Limit: FCC_5G_RE(3m)	Engineer: Mero Zhou
Probe: HF907_102861_1-18GHz	Polarity: Horizontal
EUT: Dragonfly Industrial Wireless Access Point	Power: By PoE
Test Mode: Transmit by 802.11ax-HE40 at 5510MHz	

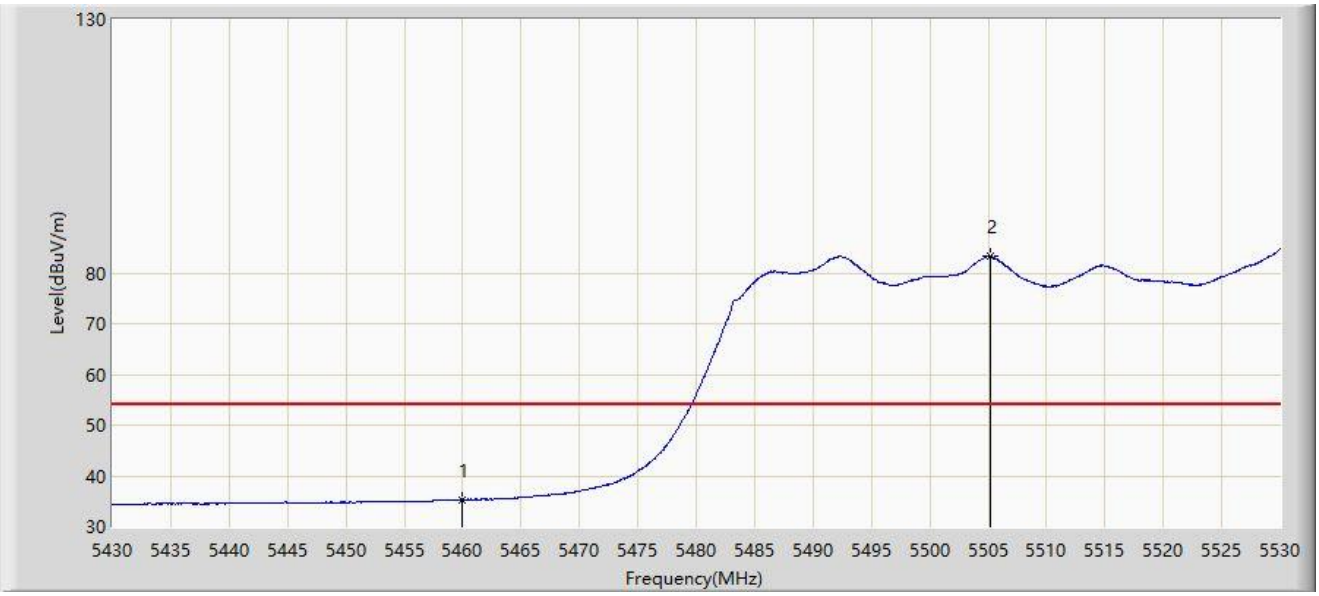

No	Mark	Frequency (MHz)	Measure Level (dBµV/m)	Reading Level (dBµV)	Margin (dB)	Limit (dBµV/m)	Factor (dB/m)	Type
1	*	5460.000	35.334	33.693	-18.666	54.000	1.641	AV
2		5505.200	83.350	33.431	N/A	N/A	49.919	AV

Note 1: " * ", means this data is the worst emission level.

Note 2: Measure Level (dBµV/m) = Reading Level (dBµV) + Factor (dB/m).

Note 3: Factor (dB/m) = Cable Loss (dB) + Antenna Factor (dB/m) - Pre_Amplifier Gain (dB).

Site: SIP-AC2	Test Date: 2023-10-18
Limit: FCC_5G_RE(3m)	Engineer: Mero Zhou
Probe: HF907_102861_1-18GHz	Polarity: Vertical
EUT: Dragonfly Industrial Wireless Access Point	Power: By PoE
Test Mode: Transmit by 802.11ax-HE40 at 5510MHz	

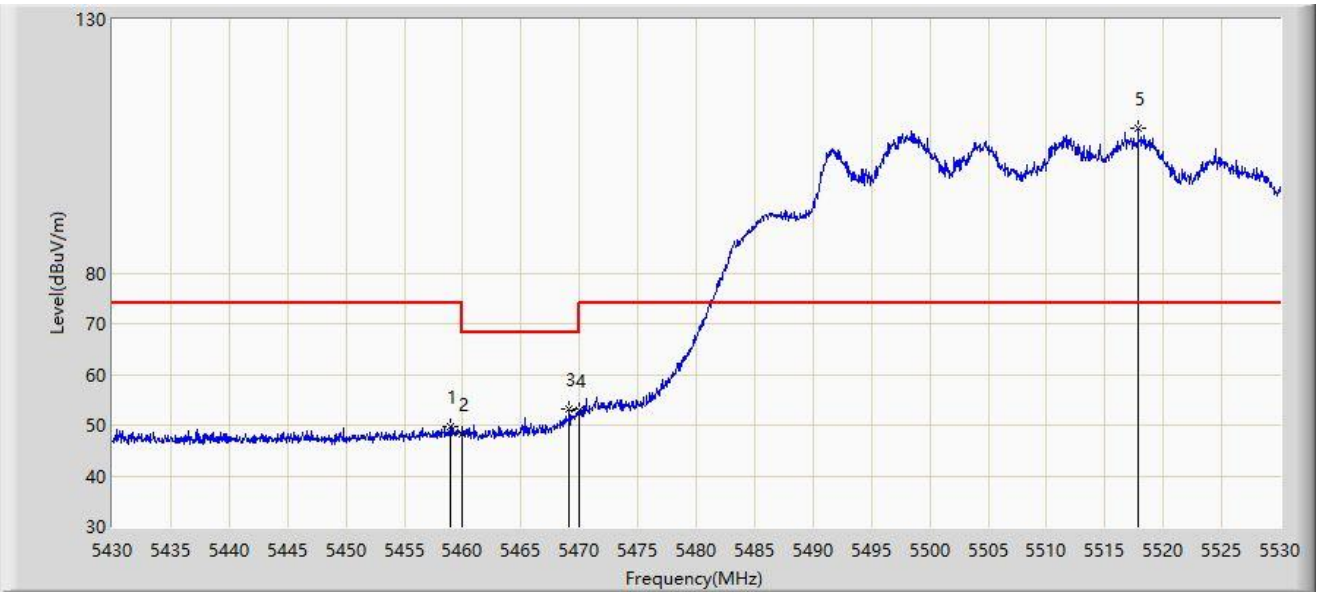

No	Mark	Frequency (MHz)	Measure Level (dBµV/m)	Reading Level (dBµV)	Margin (dB)	Limit (dBµV/m)	Factor (dB/m)	Type
1		5458.900	49.582	48.066	-24.418	74.000	1.516	PK
2		5460.000	48.373	46.732	-19.827	68.200	1.641	PK
3	*	5469.100	53.220	50.048	-14.980	68.200	3.172	PK
4		5470.000	52.783	49.446	-15.417	68.200	3.337	PK
5		5517.850	108.625	64.138	N/A	N/A	44.486	PK

Note 1: " * ", means this data is the worst emission level.

Note 2: Measure Level (dBµV/m) = Reading Level (dBµV) + Factor (dB/m).

Note 3: Factor (dB/m) = Cable Loss (dB) + Antenna Factor (dB/m) - Pre_Amplifier Gain (dB).

Site: SIP-AC2	Test Date: 2023-10-18
Limit: FCC_5G_RE(3m)	Engineer: Mero Zhou
Probe: HF907_102861_1-18GHz	Polarity: Vertical
EUT: Dragonfly Industrial Wireless Access Point	Power: By PoE
Test Mode: Transmit by 802.11ax-HE40 at 5510MHz	

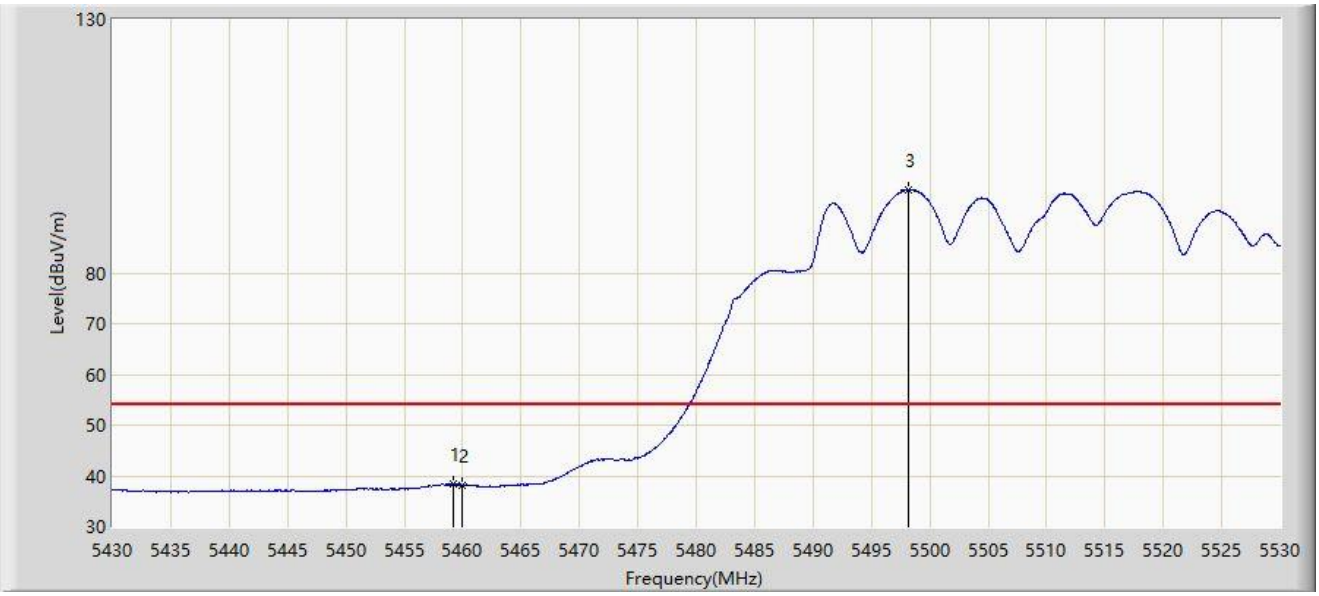

No	Mark	Frequency (MHz)	Measure Level (dBµV/m)	Reading Level (dBµV)	Margin (dB)	Limit (dBµV/m)	Factor (dB/m)	Type
1	*	5459.200	38.434	36.872	-15.566	54.000	1.562	AV
2		5460.000	38.221	36.580	-15.779	54.000	1.641	AV
3		5498.200	96.339	53.518	N/A	N/A	42.820	AV

Note 1: " * ", means this data is the worst emission level.

Note 2: Measure Level (dBµV/m) = Reading Level (dBµV) + Factor (dB/m).

Note 3: Factor (dB/m) = Cable Loss (dB) + Antenna Factor (dB/m) - Pre_Amplifier Gain (dB).

Site: SIP-AC2	Test Date: 2023-10-18
Limit: FCC_5G_RE(3m)	Engineer: Mero Zhou
Probe: HF907_102861_1-18GHz	Polarity: Horizontal
EUT: Dragonfly Industrial Wireless Access Point	Power: By PoE
Test Mode: Transmit by 802.11ax-HE40 at 5670MHz	

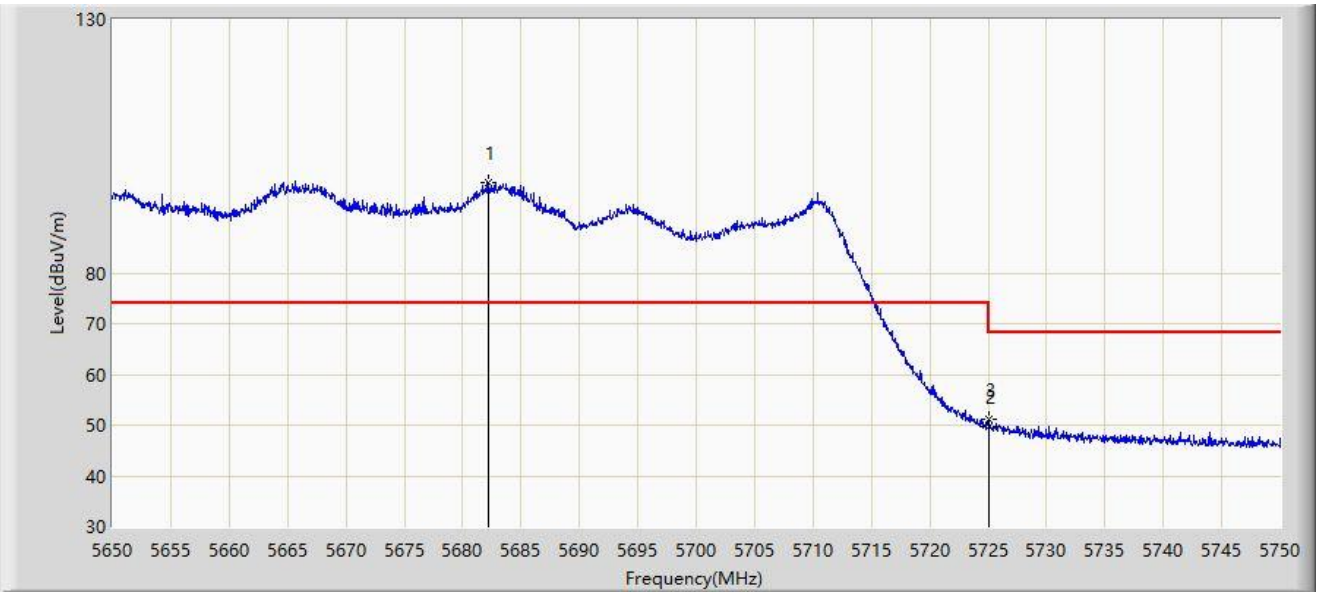

No	Mark	Frequency (MHz)	Measure Level (dBµV/m)	Reading Level (dBµV)	Margin (dB)	Limit (dBµV/m)	Factor (dB/m)	Type
1		5682.150	97.862	48.537	N/A	N/A	49.325	PK
2		5725.000	49.642	44.571	-18.558	68.200	5.070	PK
3	*	5725.050	51.124	46.084	-17.076	68.200	5.040	PK

Note 1: " * ", means this data is the worst emission level.

Note 2: Measure Level (dBµV/m) = Reading Level (dBµV) + Factor (dB/m).

Note 3: Factor (dB/m) = Cable Loss (dB) + Antenna Factor (dB/m) - Pre_Amplifier Gain (dB).

Site: SIP-AC2	Test Date: 2023-10-18
Limit: FCC_5G_RE(3m)	Engineer: Mero Zhou
Probe: HF907_102861_1-18GHz	Polarity: Vertical
EUT: Dragonfly Industrial Wireless Access Point	Power: By PoE
Test Mode: Transmit by 802.11ax-HE40 at 5670MHz	

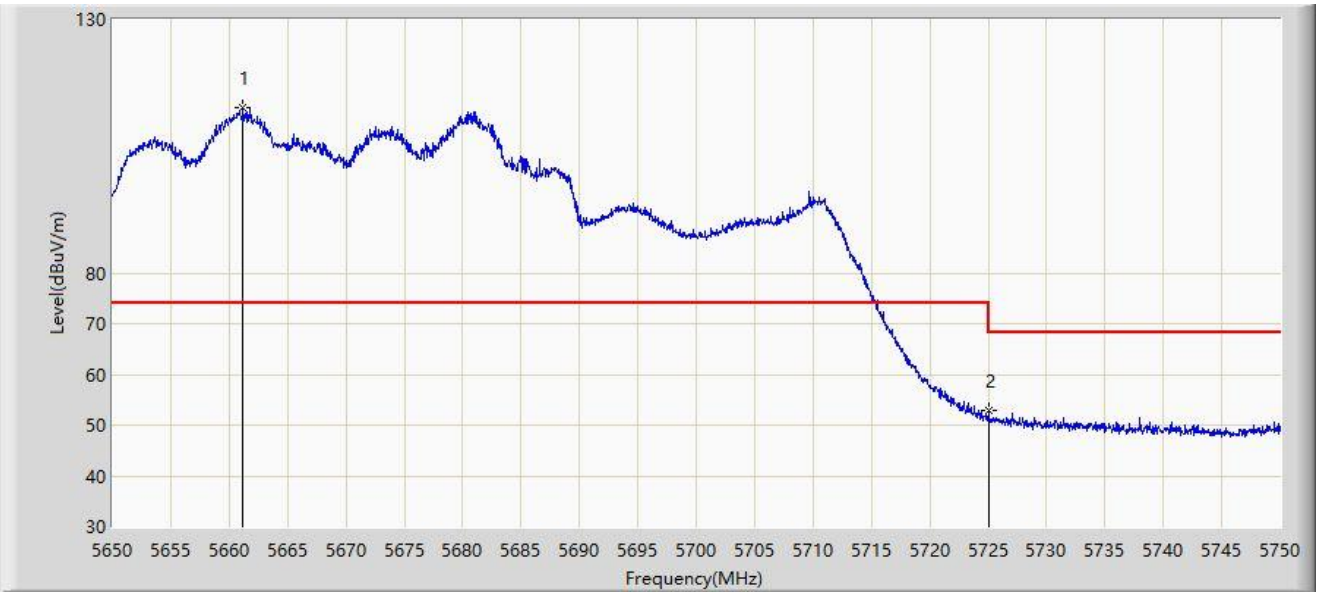

No	Mark	Frequency (MHz)	Measure Level (dBμV/m)	Reading Level (dBμV)	Margin (dB)	Limit (dBμV/m)	Factor (dB/m)	Type
1		5661.150	112.563	69.534	N/A	N/A	43.029	PK
2	*	5725.000	52.756	47.685	-15.444	68.200	5.070	PK

Note 1: " * ", means this data is the worst emission level.

Note 2: Measure Level (dBμV/m) = Reading Level (dBμV) + Factor (dB/m).

Note 3: Factor (dB/m) = Cable Loss (dB) + Antenna Factor (dB/m) - Pre_Amplifier Gain (dB).

Site: SIP-AC2	Test Date: 2023-10-18
Limit: FCC_5.8G_RE(3m)	Engineer: Mero Zhou
Probe: HF907_102861_1-18GHz	Polarity: Horizontal
EUT: Dragonfly Industrial Wireless Access Point	Power: By PoE
Test Mode: Transmit by 802.11ax-HE40 at 5755MHz	

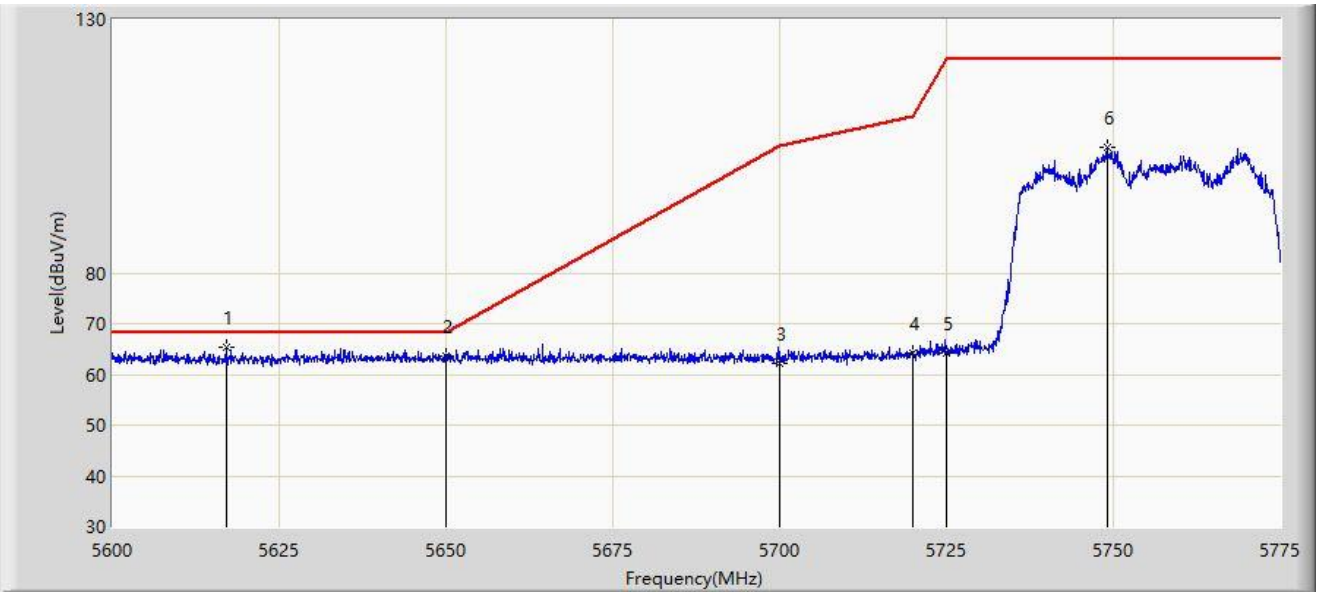

No	Mark	Frequency (MHz)	Measure Level (dBµV/m)	Reading Level (dBµV)	Margin (dB)	Limit (dBµV/m)	Factor (dB/m)	Type
1	*	5617.062	65.289	67.816	-2.911	68.200	-2.528	PK
2		5650.000	63.595	65.872	-4.605	68.200	-2.276	PK
3		5700.000	62.198	64.527	-43.002	105.200	-2.328	PK
4		5720.000	64.130	66.395	-46.670	110.800	-2.265	PK
5		5725.000	64.221	66.473	-57.979	122.200	-2.253	PK
6		5749.100	104.868	106.668	N/A	N/A	-1.800	PK

Note 1: " * ", means this data is the worst emission level.

Note 2: Measure Level (dBµV/m) = Reading Level (dBµV) + Factor (dB/m).

Note 3: Factor (dB/m) = Cable Loss (dB) + Antenna Factor (dB/m) - Pre_Amplifier Gain (dB).