Site: SIP-AC2	Test Date: 2023-10-18
Limit: FCC_5.8G_RE(3m)	Engineer: Mero Zhou
Probe: HF907_102861_1-18GHz	Polarity: Vertical
EUT: Dragonfly Industrial Wireless Access Point	Power: By PoE
Test Mode: Transmit by 802.11ax-HE40 at 5755MHz	

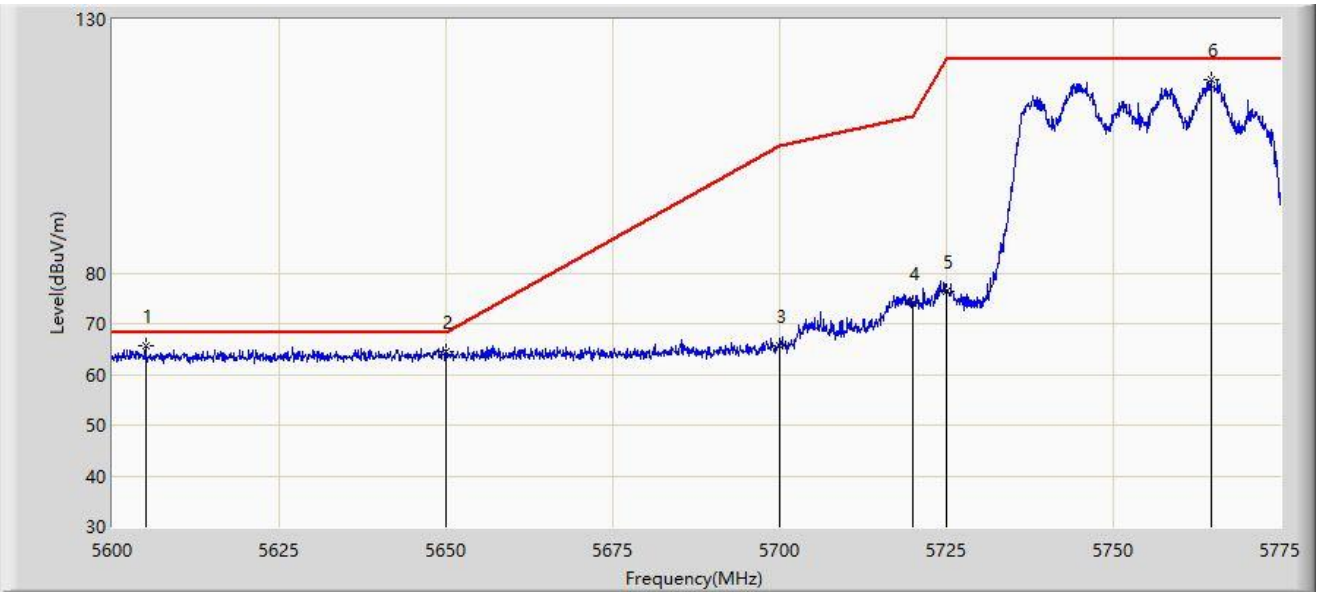

No	Mark	Frequency (MHz)	Measure Level (dBμV/m)	Reading Level (dBμV)	Margin (dB)	Limit (dBμV/m)	Factor (dB/m)	Type
1	*	5604.987	65.634	68.076	-2.566	68.200	-2.442	PK
2		5650.000	64.375	66.652	-3.825	68.200	-2.276	PK
3		5700.000	65.524	67.853	-39.676	105.200	-2.328	PK
4		5720.000	74.114	76.379	-36.686	110.800	-2.265	PK
5		5725.000	76.444	78.696	-45.756	122.200	-2.253	PK
6		5764.587	118.177	119.752	N/A	N/A	-1.575	PK

Note 1: " * ", means this data is the worst emission level.

Note 2: Measure Level (dBμV/m) = Reading Level (dBμV) + Factor (dB/m).

Note 3: Factor (dB/m) = Cable Loss (dB) + Antenna Factor (dB/m) - Pre_Amplifier Gain (dB).

Site: SIP-AC2	Test Date: 2023-10-18
Limit: FCC_5.8G_RE(3m)	Engineer: Mero Zhou
Probe: HF907_102861_1-18GHz	Polarity: Horizontal
EUT: Dragonfly Industrial Wireless Access Point	Power: By PoE
Test Mode: Transmit by 802.11ax-HE40 at 5795MHz	

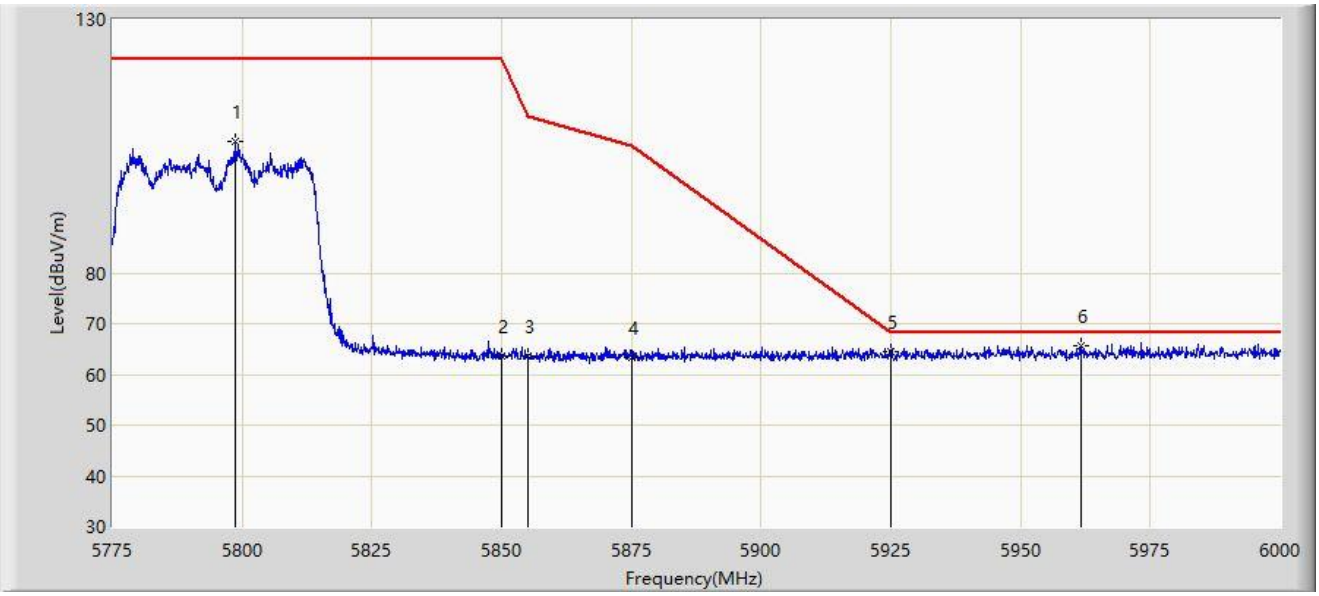

No	Mark	Frequency (MHz)	Measure Level (dBμV/m)	Reading Level (dBμV)	Margin (dB)	Limit (dBμV/m)	Factor (dB/m)	Type
1		5798.737	105.868	107.431	N/A	N/A	-1.562	PK
2		5850.000	63.608	65.668	-58.592	122.200	-2.060	PK
3		5855.000	63.666	65.726	-47.134	110.800	-2.060	PK
4		5875.000	63.462	65.470	-41.738	105.200	-2.008	PK
5		5925.000	64.504	66.259	-3.696	68.200	-1.754	PK
6	*	5961.750	65.624	67.118	-2.576	68.200	-1.494	PK

Note 1: " * ", means this data is the worst emission level.

Note 2: Measure Level (dBμV/m) = Reading Level (dBμV) + Factor (dB/m).

Note 3: Factor (dB/m) = Cable Loss (dB) + Antenna Factor (dB/m) - Pre_Amplifier Gain (dB).

Site: SIP-AC2	Test Date: 2023-10-18
Limit: FCC_5.8G_RE(3m)	Engineer: Mero Zhou
Probe: HF907_102861_1-18GHz	Polarity: Vertical
EUT: Dragonfly Industrial Wireless Access Point	Power: By PoE
Test Mode: Transmit by 802.11ax-HE40 at 5795MHz	

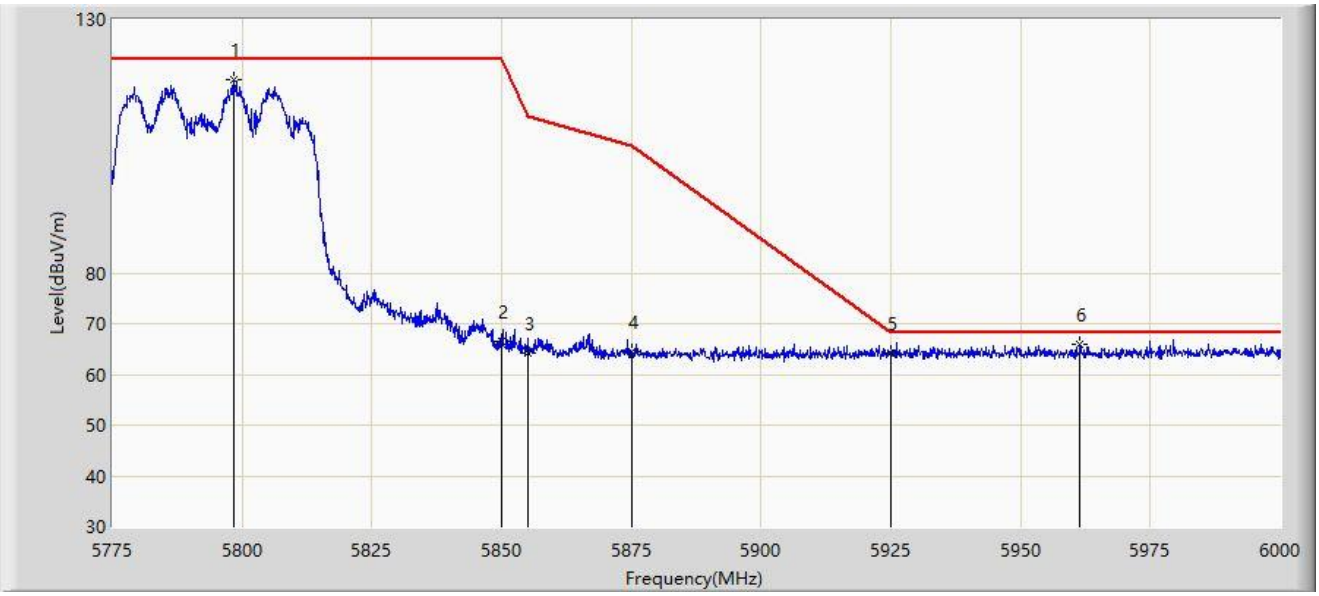

No	Mark	Frequency (MHz)	Measure Level (dBμV/m)	Reading Level (dBμV)	Margin (dB)	Limit (dBμV/m)	Factor (dB/m)	Type
1		5798.513	117.987	119.552	N/A	N/A	-1.565	PK
2		5850.000	66.496	68.556	-55.704	122.200	-2.060	PK
3		5855.000	64.198	66.258	-46.602	110.800	-2.060	PK
4		5875.000	64.605	66.613	-40.595	105.200	-2.008	PK
5		5925.000	64.263	66.018	-3.937	68.200	-1.754	PK
6	*	5961.413	65.879	67.374	-2.321	68.200	-1.495	PK

Note 1: " * ", means this data is the worst emission level.

Note 2: Measure Level (dBμV/m) = Reading Level (dBμV) + Factor (dB/m).

Note 3: Factor (dB/m) = Cable Loss (dB) + Antenna Factor (dB/m) - Pre_Amplifier Gain (dB).

Site: SIP-AC2	Test Date: 2023-10-18
Limit: FCC_5G_RE(3m)	Engineer: Mero Zhou
Probe: HF907_102861_1-18GHz	Polarity: Horizontal
EUT: Dragonfly Industrial Wireless Access Point	Power: By PoE
Test Mode: Transmit by 802.11ax-HE80 at 5210MHz	

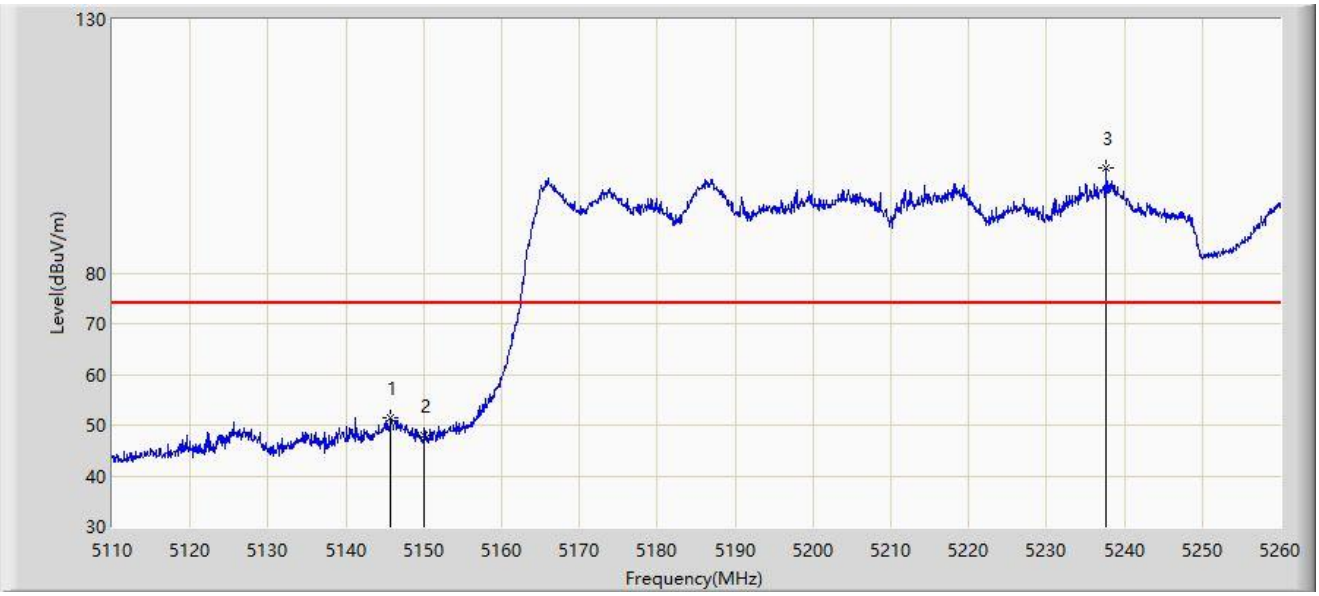

No	Mark	Frequency (MHz)	Measure Level (dBμV/m)	Reading Level (dBμV)	Margin (dB)	Limit (dBμV/m)	Factor (dB/m)	Type
1	*	5145.775	51.328	50.151	-22.672	74.000	1.177	PK
2		5150.000	47.849	45.920	-26.151	74.000	1.929	PK
3		5237.650	100.594	49.192	N/A	N/A	51.403	PK

Note 1: " * ", means this data is the worst emission level.

Note 2: Measure Level (dBμV/m) = Reading Level (dBμV) + Factor (dB/m).

Note 3: Factor (dB/m) = Cable Loss (dB) + Antenna Factor (dB/m) - Pre_Amplifier Gain (dB).

Site: SIP-AC2	Test Date: 2023-10-18
Limit: FCC_5G_RE(3m)	Engineer: Mero Zhou
Probe: HF907_102861_1-18GHz	Polarity: Horizontal
EUT: Dragonfly Industrial Wireless Access Point	Power: By PoE
Test Mode: Transmit by 802.11ax-HE80 at 5210MHz	

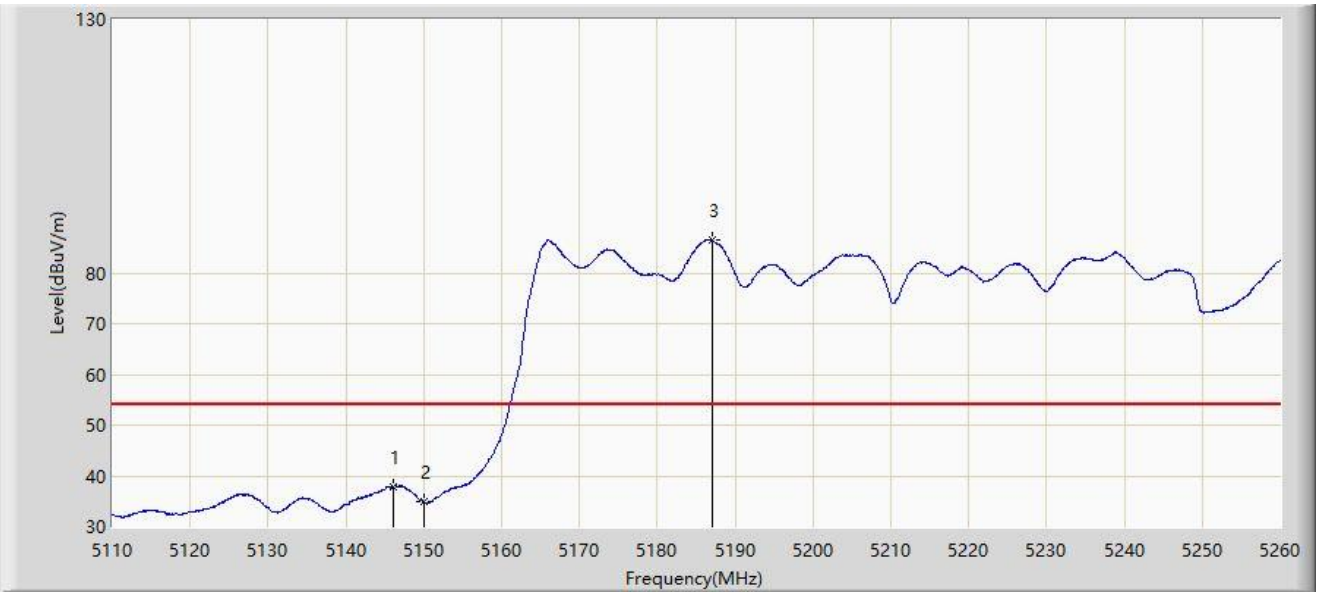

No	Mark	Frequency (MHz)	Measure Level (dBμV/m)	Reading Level (dBμV)	Margin (dB)	Limit (dBμV/m)	Factor (dB/m)	Type
1	*	5146.150	37.923	36.685	-16.077	54.000	1.238	AV
2		5150.000	34.850	32.921	-19.150	54.000	1.929	AV
3		5187.100	86.417	44.678	N/A	N/A	41.739	AV

Note 1: " * ", means this data is the worst emission level.

Note 2: Measure Level (dBμV/m) = Reading Level (dBμV) + Factor (dB/m).

Note 3: Factor (dB/m) = Cable Loss (dB) + Antenna Factor (dB/m) - Pre_Amplifier Gain (dB).

Site: SIP-AC2	Test Date: 2023-10-18
Limit: FCC_5G_RE(3m)	Engineer: Mero Zhou
Probe: HF907_102861_1-18GHz	Polarity: Vertical
EUT: Dragonfly Industrial Wireless Access Point	Power: By PoE
Test Mode: Transmit by 802.11ax-HE80 at 5210MHz	

No	Mark	Frequency (MHz)	Measure Level (dBµV/m)	Reading Level (dBµV)	Margin (dB)	Limit (dBµV/m)	Factor (dB/m)	Type
1	*	5149.600	67.977	66.122	-6.023	74.000	1.855	PK
2		5150.000	65.083	63.154	-8.917	74.000	1.929	PK
3		5210.950	112.204	70.333	N/A	N/A	41.871	PK

Note 1: " * ", means this data is the worst emission level.

Note 2: Measure Level (dBµV/m) = Reading Level (dBµV) + Factor (dB/m).

Note 3: Factor (dB/m) = Cable Loss (dB) + Antenna Factor (dB/m) - Pre_Amplifier Gain (dB).

Site: SIP-AC2	Test Date: 2023-10-18
Limit: FCC_5G_RE(3m)	Engineer: Mero Zhou
Probe: HF907_102861_1-18GHz	Polarity: Vertical
EUT: Dragonfly Industrial Wireless Access Point	Power: By PoE
Test Mode: Transmit by 802.11ax-HE80 at 5210MHz	

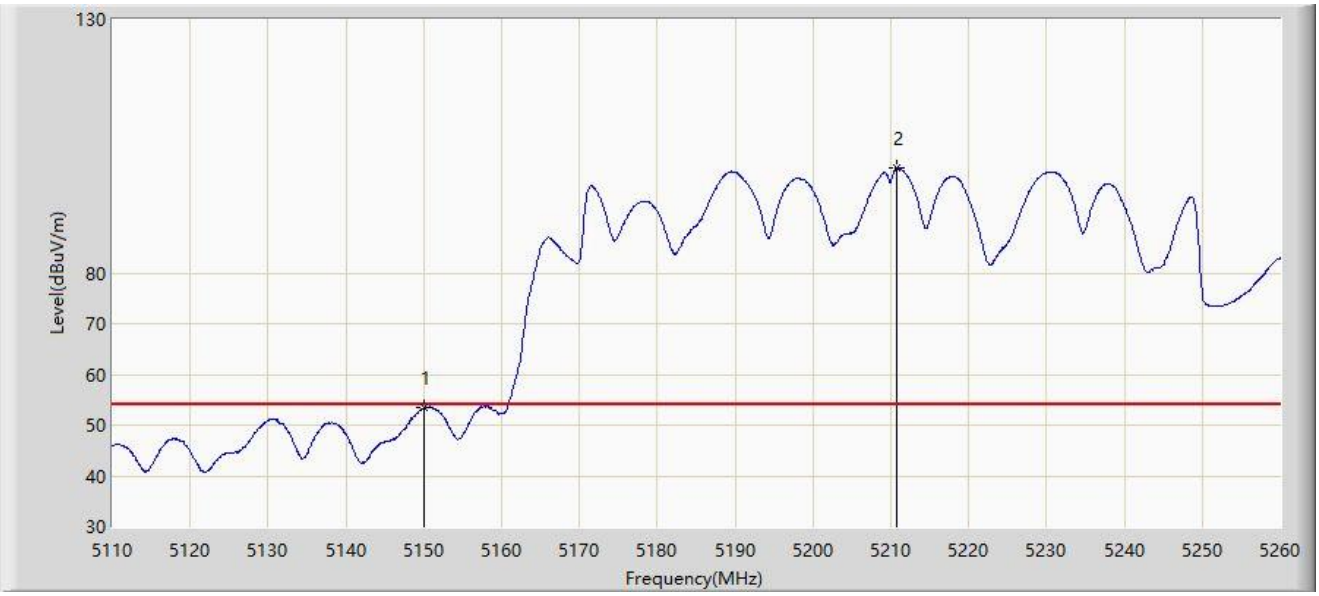

No	Mark	Frequency (MHz)	Measure Level (dBµV/m)	Reading Level (dBµV)	Margin (dB)	Limit (dBµV/m)	Factor (dB/m)	Type
1	*	5150.000	53.358	51.429	-0.642	54.000	1.929	AV
2		5210.725	100.672	58.759	N/A	N/A	41.913	AV

Note 1: " * ", means this data is the worst emission level.

Note 2: Measure Level (dBµV/m) = Reading Level (dBµV) + Factor (dB/m).

Note 3: Factor (dB/m) = Cable Loss (dB) + Antenna Factor (dB/m) - Pre_Amplifier Gain (dB).

Site: SIP-AC2	Test Date: 2023-10-18
Limit: FCC_5G_RE(3m)	Engineer: Mero Zhou
Probe: HF907_102861_1-18GHz	Polarity: Horizontal
EUT: Dragonfly Industrial Wireless Access Point	Power: By PoE
Test Mode: Transmit by 802.11ax-HE80 at 5290MHz	

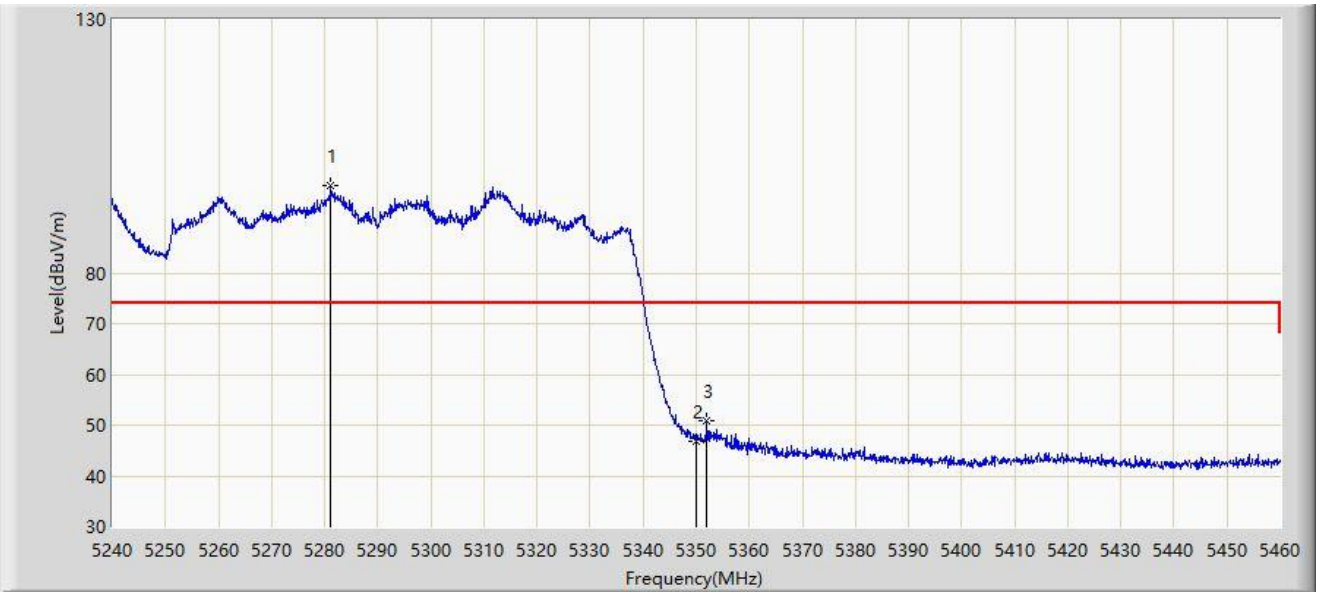

No	Mark	Frequency (MHz)	Measure Level (dBμV/m)	Reading Level (dBμV)	Margin (dB)	Limit (dBμV/m)	Factor (dB/m)	Type
1		5281.140	97.135	45.083	N/A	N/A	52.052	PK
2		5350.000	46.901	42.797	-27.099	74.000	4.104	PK
3	*	5351.980	50.799	47.412	-23.201	74.000	3.388	PK

Note 1: " * ", means this data is the worst emission level.

Note 2: Measure Level (dBμV/m) = Reading Level (dBμV) + Factor (dB/m).

Note 3: Factor (dB/m) = Cable Loss (dB) + Antenna Factor (dB/m) - Pre_Amplifier Gain (dB).

Site: SIP-AC2	Test Date: 2023-10-18
Limit: FCC_5G_RE(3m)	Engineer: Mero Zhou
Probe: HF907_102861_1-18GHz	Polarity: Horizontal
EUT: Dragonfly Industrial Wireless Access Point	Power: By PoE
Test Mode: Transmit by 802.11ax-HE80 at 5290MHz	

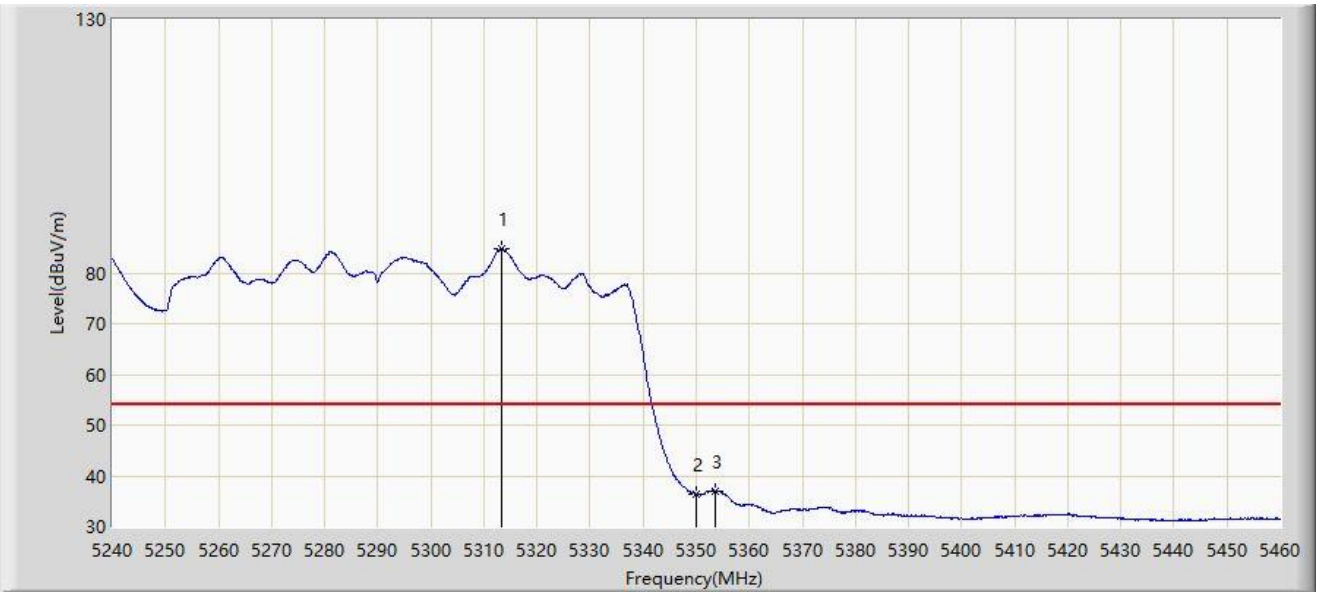

No	Mark	Frequency (MHz)	Measure Level (dBμV/m)	Reading Level (dBμV)	Margin (dB)	Limit (dBμV/m)	Factor (dB/m)	Type
1		5313.260	84.899	32.807	N/A	N/A	52.092	AV
2		5350.000	36.327	32.223	-17.673	54.000	4.104	AV
3	*	5353.520	37.065	34.103	-16.935	54.000	2.962	AV

Note 1: " * ", means this data is the worst emission level.

Note 2: Measure Level (dBμV/m) = Reading Level (dBμV) + Factor (dB/m).

Note 3: Factor (dB/m) = Cable Loss (dB) + Antenna Factor (dB/m) - Pre_Amplifier Gain (dB).

Site: SIP-AC2	Test Date: 2023-10-18
Limit: FCC_5G_RE(3m)	Engineer: Mero Zhou
Probe: HF907_102861_1-18GHz	Polarity: Vertical
EUT: Dragonfly Industrial Wireless Access Point	Power: By PoE
Test Mode: Transmit by 802.11ax-HE80 at 5290MHz	

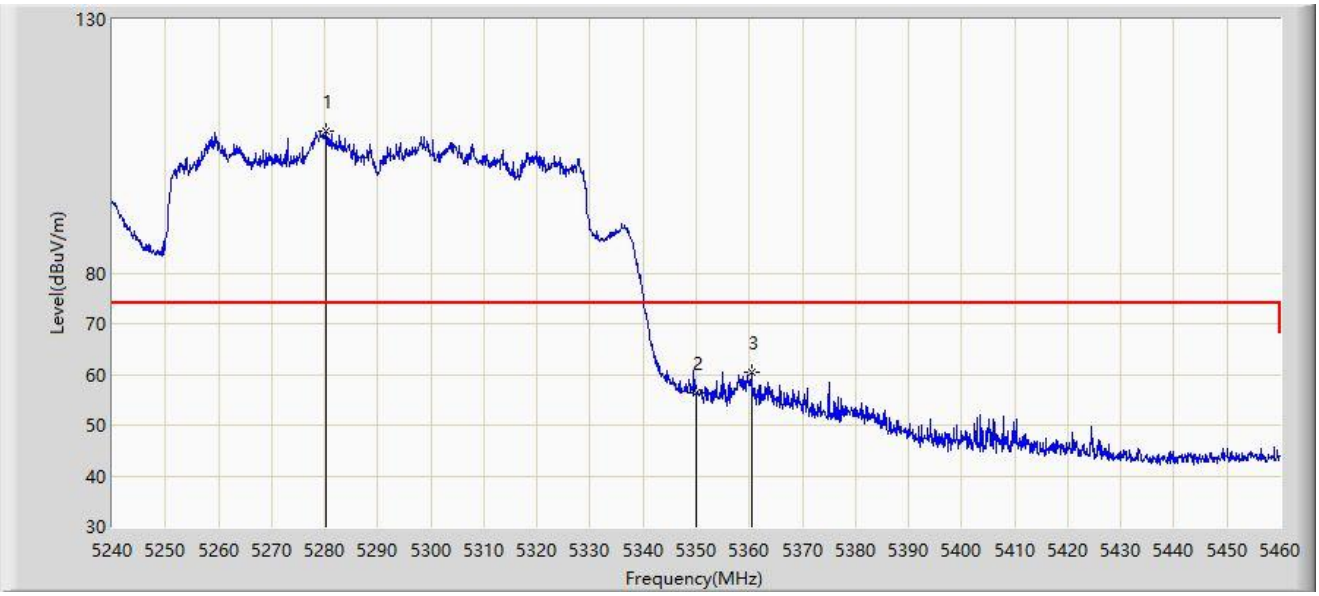

No	Mark	Frequency (MHz)	Measure Level (dBμV/m)	Reading Level (dBμV)	Margin (dB)	Limit (dBμV/m)	Factor (dB/m)	Type
1		5280.260	108.111	56.979	N/A	N/A	51.132	PK
2		5350.000	56.354	52.250	-17.646	74.000	4.104	PK
3	*	5360.340	60.364	58.605	-13.636	74.000	1.759	PK

Note 1: " * ", means this data is the worst emission level.

Note 2: Measure Level (dBμV/m) = Reading Level (dBμV) + Factor (dB/m).

Note 3: Factor (dB/m) = Cable Loss (dB) + Antenna Factor (dB/m) - Pre_Amplifier Gain (dB).

Site: SIP-AC2	Test Date: 2023-10-18
Limit: FCC_5G_RE(3m)	Engineer: Mero Zhou
Probe: HF907_102861_1-18GHz	Polarity: Vertical
EUT: Dragonfly Industrial Wireless Access Point	Power: By PoE
Test Mode: Transmit by 802.11ax-HE80 at 5290MHz	

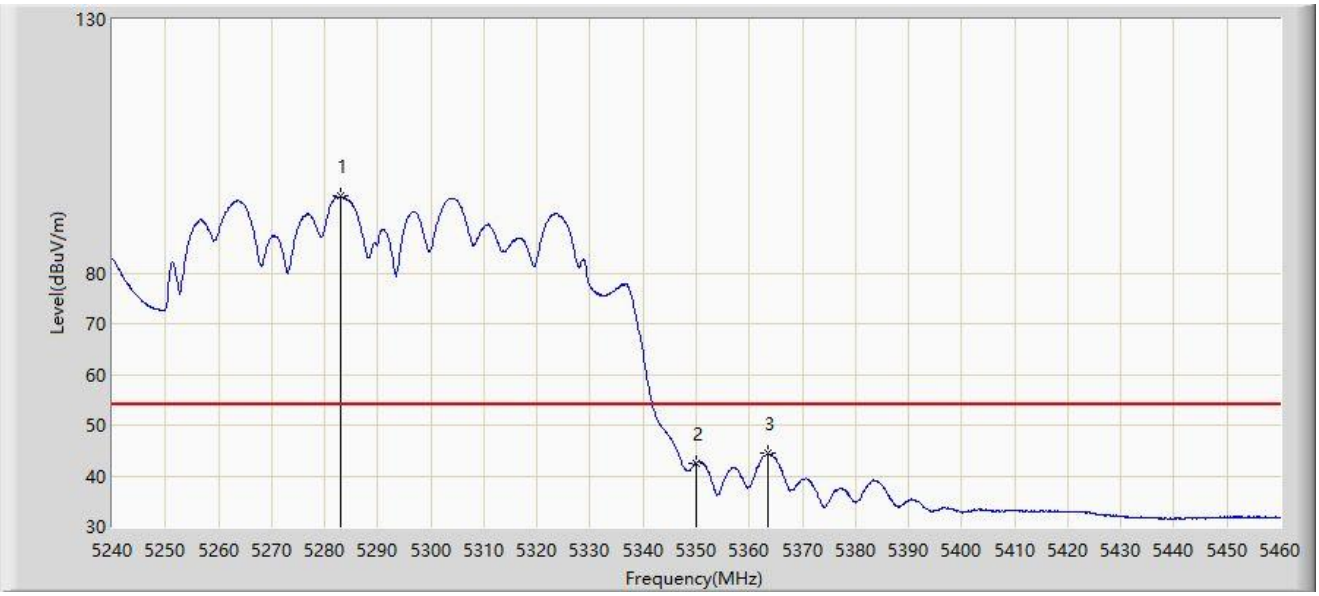

No	Mark	Frequency (MHz)	Measure Level (dBμV/m)	Reading Level (dBμV)	Margin (dB)	Limit (dBμV/m)	Factor (dB/m)	Type
1		5282.900	95.130	44.620	N/A	N/A	50.510	AV
2		5350.000	42.382	38.278	-11.618	54.000	4.104	AV
3	*	5363.420	44.350	42.961	-9.650	54.000	1.390	AV

Note 1: " * ", means this data is the worst emission level.

Note 2: Measure Level (dBμV/m) = Reading Level (dBμV) + Factor (dB/m).

Note 3: Factor (dB/m) = Cable Loss (dB) + Antenna Factor (dB/m) - Pre_Amplifier Gain (dB).

Site: SIP-AC2	Test Date: 2023-10-18
Limit: FCC_5G_RE(3m)	Engineer: Mero Zhou
Probe: HF907_102861_1-18GHz	Polarity: Horizontal
EUT: Dragonfly Industrial Wireless Access Point	Power: By PoE
Test Mode: Transmit by 802.11ax-HE80 at 5530MHz	

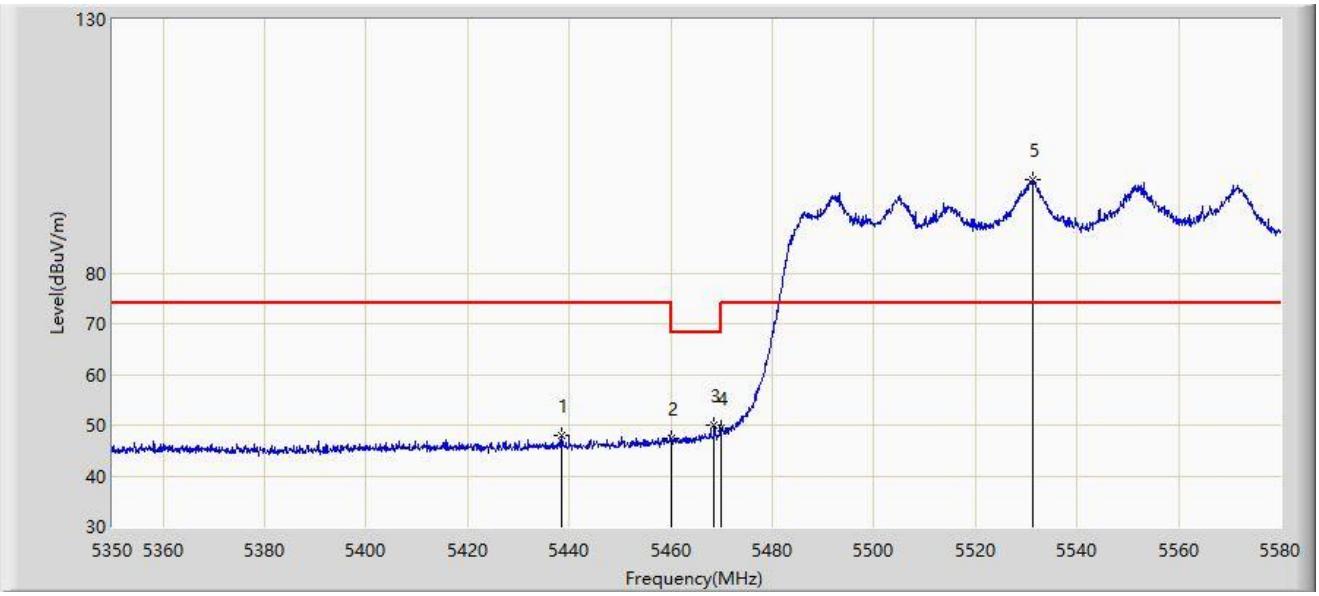

No	Mark	Frequency (MHz)	Measure Level (dBµV/m)	Reading Level (dBµV)	Margin (dB)	Limit (dBµV/m)	Factor (dB/m)	Type
1		5438.550	47.935	46.899	-26.065	74.000	1.036	PK
2		5460.000	47.524	45.883	-20.676	68.200	1.641	PK
3	*	5468.565	49.886	46.942	-18.314	68.200	2.943	PK
4		5470.000	49.416	46.079	-18.784	68.200	3.337	PK
5		5531.240	98.532	45.396	N/A	N/A	53.136	PK

Note 1: " * ", means this data is the worst emission level.

Note 2: Measure Level (dBµV/m) = Reading Level (dBµV) + Factor (dB/m).

Note 3: Factor (dB/m) = Cable Loss (dB) + Antenna Factor (dB/m) - Pre_Amplifier Gain (dB).

Site: SIP-AC2	Test Date: 2023-10-18
Limit: FCC_5G_RE(3m)	Engineer: Mero Zhou
Probe: HF907_102861_1-18GHz	Polarity: Horizontal
EUT: Dragonfly Industrial Wireless Access Point	Power: By PoE
Test Mode: Transmit by 802.11ax-HE80 at 5530MHz	

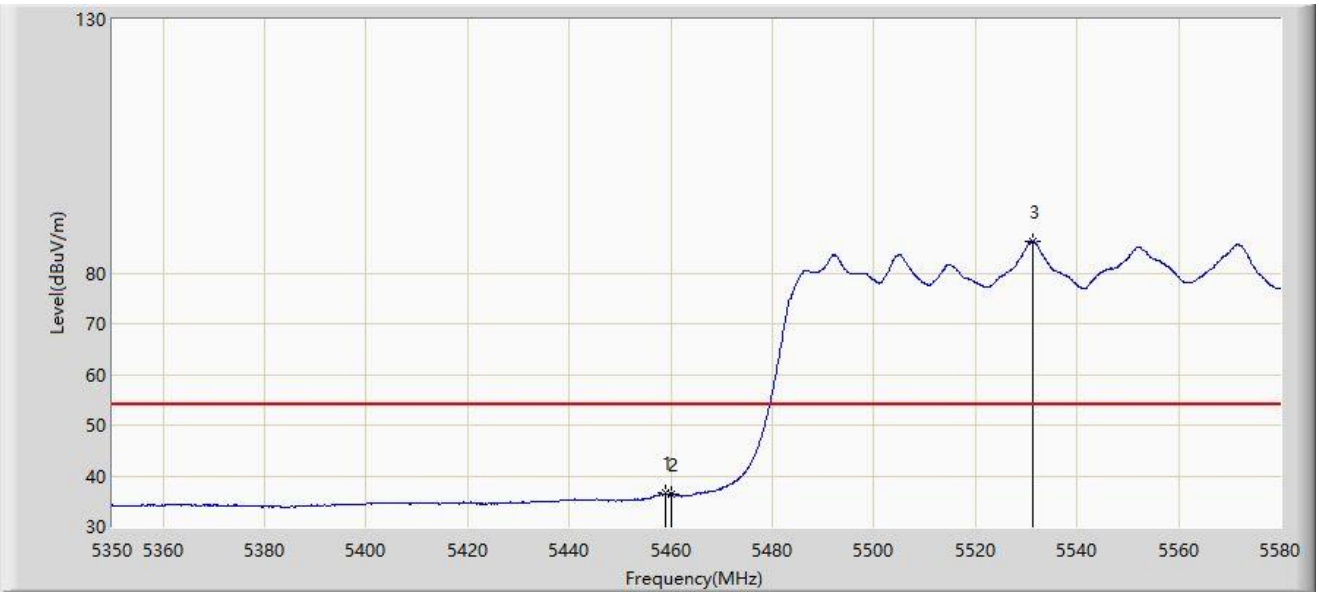

No	Mark	Frequency (MHz)	Measure Level (dBµV/m)	Reading Level (dBµV)	Margin (dB)	Limit (dBµV/m)	Factor (dB/m)	Type
1	*	5459.020	36.522	34.987	-17.478	54.000	1.535	AV
2		5460.000	36.415	34.774	-17.585	54.000	1.641	AV
3		5531.240	86.366	33.230	N/A	N/A	53.136	AV

Note 1: " * ", means this data is the worst emission level.

Note 2: Measure Level (dBµV/m) = Reading Level (dBµV) + Factor (dB/m).

Note 3: Factor (dB/m) = Cable Loss (dB) + Antenna Factor (dB/m) - Pre_Amplifier Gain (dB).

Site: SIP-AC2	Test Date: 2023-10-18
Limit: FCC_5G_RE(3m)	Engineer: Mero Zhou
Probe: HF907_102861_1-18GHz	Polarity: Vertical
EUT: Dragonfly Industrial Wireless Access Point	Power: By PoE
Test Mode: Transmit by 802.11ax-HE80 at 5530MHz	

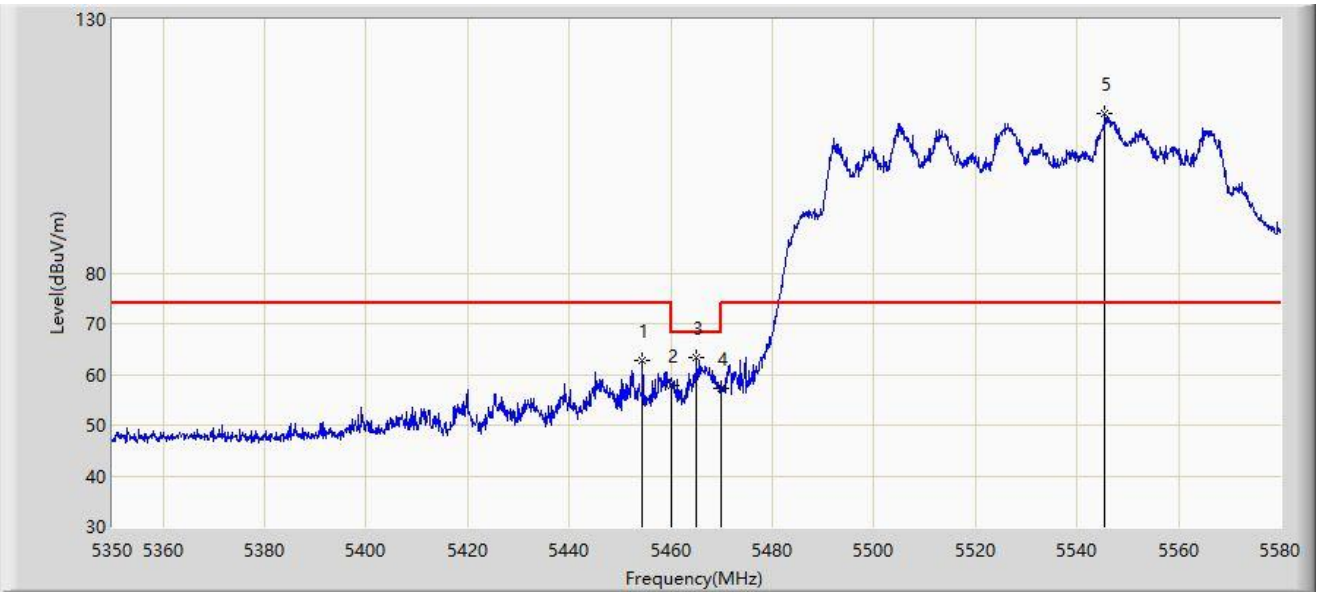

No	Mark	Frequency (MHz)	Measure Level (dBμV/m)	Reading Level (dBμV)	Margin (dB)	Limit (dBμV/m)	Factor (dB/m)	Type
1		5454.420	62.869	61.597	-11.131	74.000	1.272	PK
2		5460.000	57.819	56.178	-10.381	68.200	1.641	PK
3	*	5465.000	63.199	60.923	-5.001	68.200	2.276	PK
4		5470.000	57.378	54.041	-10.822	68.200	3.337	PK
5		5545.385	111.560	67.528	N/A	N/A	44.032	PK

Note 1: " * ", means this data is the worst emission level.

Note 2: Measure Level (dBμV/m) = Reading Level (dBμV) + Factor (dB/m).

Note 3: Factor (dB/m) = Cable Loss (dB) + Antenna Factor (dB/m) - Pre_Amplifier Gain (dB).

Site: SIP-AC2	Test Date: 2023-10-18
Limit: FCC_5G_RE(3m)	Engineer: Mero Zhou
Probe: HF907_102861_1-18GHz	Polarity: Vertical
EUT: Dragonfly Industrial Wireless Access Point	Power: By PoE
Test Mode: Transmit by 802.11ax-HE80 at 5530MHz	

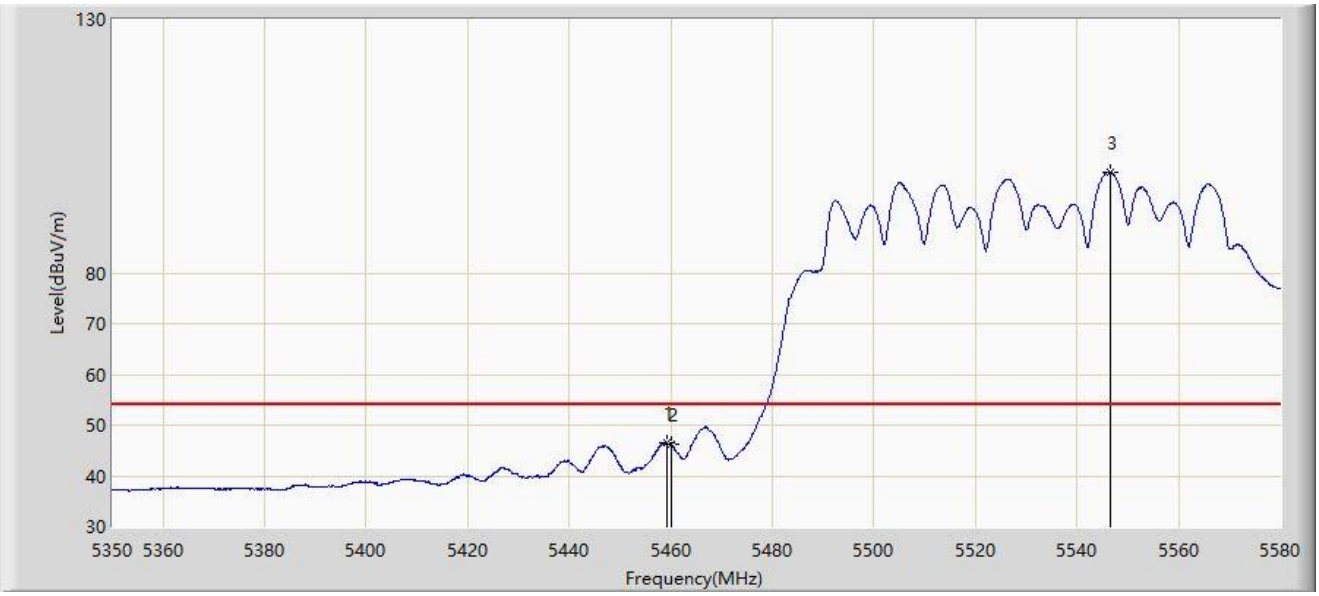

No	Mark	Frequency (MHz)	Measure Level (dBµV/m)	Reading Level (dBµV)	Margin (dB)	Limit (dBµV/m)	Factor (dB/m)	Type
1	*	5459.250	46.515	44.947	-7.485	54.000	1.568	AV
2		5460.000	46.239	44.598	-7.761	54.000	1.641	AV
3		5546.650	99.931	55.158	N/A	N/A	44.773	AV

Note 1: " * ", means this data is the worst emission level.

Note 2: Measure Level (dBµV/m) = Reading Level (dBµV) + Factor (dB/m).

Note 3: Factor (dB/m) = Cable Loss (dB) + Antenna Factor (dB/m) - Pre_Amplifier Gain (dB).

Site: SIP-AC2	Test Date: 2023-10-18
Limit: FCC_5G_RE(3m)	Engineer: Mero Zhou
Probe: HF907_102861_1-18GHz	Polarity: Horizontal
EUT: Dragonfly Industrial Wireless Access Point	Power: By PoE
Test Mode: Transmit by 802.11ax-HE80 at 5610MHz	

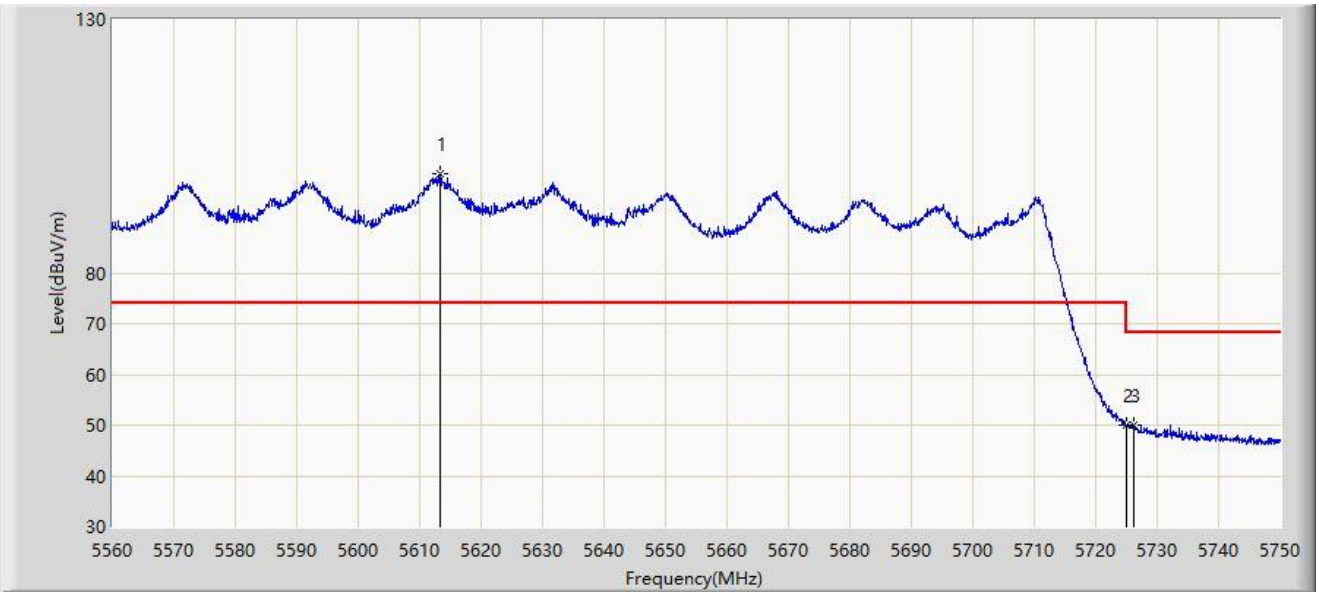

No	Mark	Frequency (MHz)	Measure Level (dBμV/m)	Reading Level (dBμV)	Margin (dB)	Limit (dBμV/m)	Factor (dB/m)	Type
1		5613.390	99.558	48.106	N/A	N/A	51.453	PK
2		5725.000	49.977	44.906	-18.223	68.200	5.070	PK
3	*	5726.250	50.058	45.646	-18.142	68.200	4.412	PK

Note 1: " * ", means this data is the worst emission level.

Note 2: Measure Level (dBμV/m) = Reading Level (dBμV) + Factor (dB/m).

Note 3: Factor (dB/m) = Cable Loss (dB) + Antenna Factor (dB/m) - Pre_Amplifier Gain (dB).

Site: SIP-AC2	Test Date: 2023-10-18
Limit: FCC_5G_RE(3m)	Engineer: Mero Zhou
Probe: HF907_102861_1-18GHz	Polarity: Vertical
EUT: Dragonfly Industrial Wireless Access Point	Power: By PoE
Test Mode: Transmit by 802.11ax-HE80 at 5610MHz	

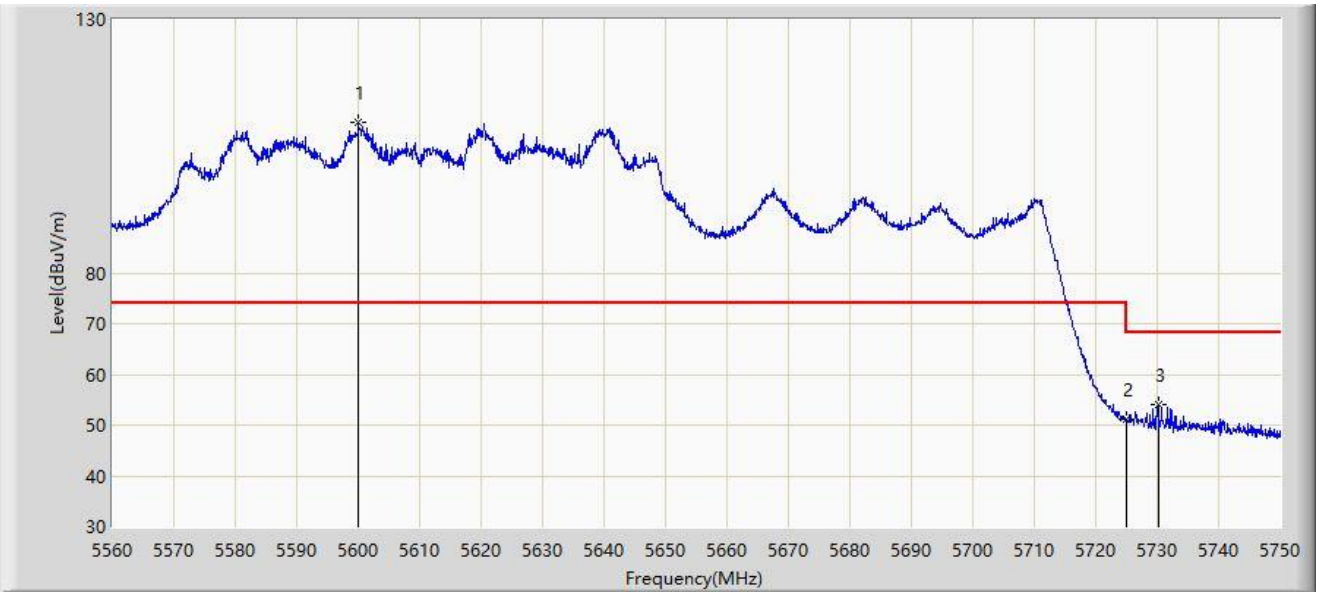

No	Mark	Frequency (MHz)	Measure Level (dBμV/m)	Reading Level (dBμV)	Margin (dB)	Limit (dBμV/m)	Factor (dB/m)	Type
1		5599.995	109.747	65.895	N/A	N/A	43.851	PK
2		5725.000	51.210	46.139	-16.990	68.200	5.070	PK
3	*	5730.240	54.151	50.943	-14.049	68.200	3.208	PK

Note 1: " * ", means this data is the worst emission level.

Note 2: Measure Level (dBμV/m) = Reading Level (dBμV) + Factor (dB/m).

Note 3: Factor (dB/m) = Cable Loss (dB) + Antenna Factor (dB/m) - Pre_Amplifier Gain (dB).

Site: SIP-AC2	Test Date: 2023-10-18
Limit: FCC_5.8G_RE(3m)	Engineer: Mero Zhou
Probe: HF907_102861_1-18GHz	Polarity: Horizontal
EUT: Dragonfly Industrial Wireless Access Point	Power: By PoE
Test Mode: Transmit by 802.11ax-HE80 at 5775MHz	

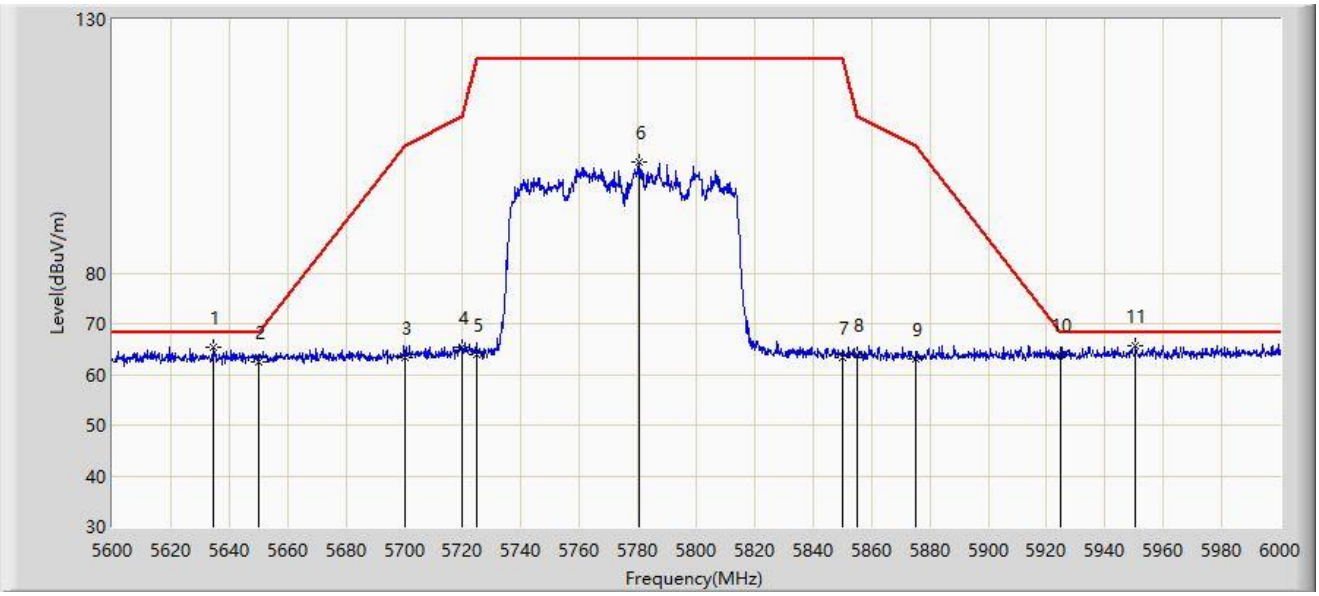

No	Mark	Frequency (MHz)	Measure Level (dBµV/m)	Reading Level (dBµV)	Margin (dB)	Limit (dBµV/m)	Factor (dB/m)	Type
1		5634.800	65.288	67.749	-2.912	68.200	-2.461	PK
2		5650.000	62.494	64.771	-5.706	68.200	-2.276	PK
3		5700.000	63.470	65.799	-41.730	105.200	-2.328	PK
4		5720.000	65.481	67.746	-45.319	110.800	-2.265	PK
5		5725.000	63.794	66.046	-58.406	122.200	-2.253	PK
6		5780.400	101.825	103.441	N/A	N/A	-1.616	PK
7		5850.000	63.440	65.500	-58.760	122.200	-2.060	PK
8		5855.000	63.879	65.939	-46.921	110.800	-2.060	PK
9		5875.000	63.086	65.094	-42.114	105.200	-2.008	PK
10		5925.000	63.916	65.671	-4.284	68.200	-1.754	PK
11	*	5950.600	65.651	67.176	-2.549	68.200	-1.526	PK

Note 1: " * ", means this data is the worst emission level.

Note 2: Measure Level (dBµV/m) = Reading Level (dBµV) + Factor (dB/m).

Note 3: Factor (dB/m) = Cable Loss (dB) + Antenna Factor (dB/m) - Pre_Amplifier Gain (dB).

Site: SIP-AC2	Test Date: 2023-10-18
Limit: FCC_5.8G_RE(3m)	Engineer: Mero Zhou
Probe: HF907_102861_1-18GHz	Polarity: Vertical
EUT: Dragonfly Industrial Wireless Access Point	Power: By PoE
Test Mode: Transmit by 802.11ax-HE80 at 5775MHz	

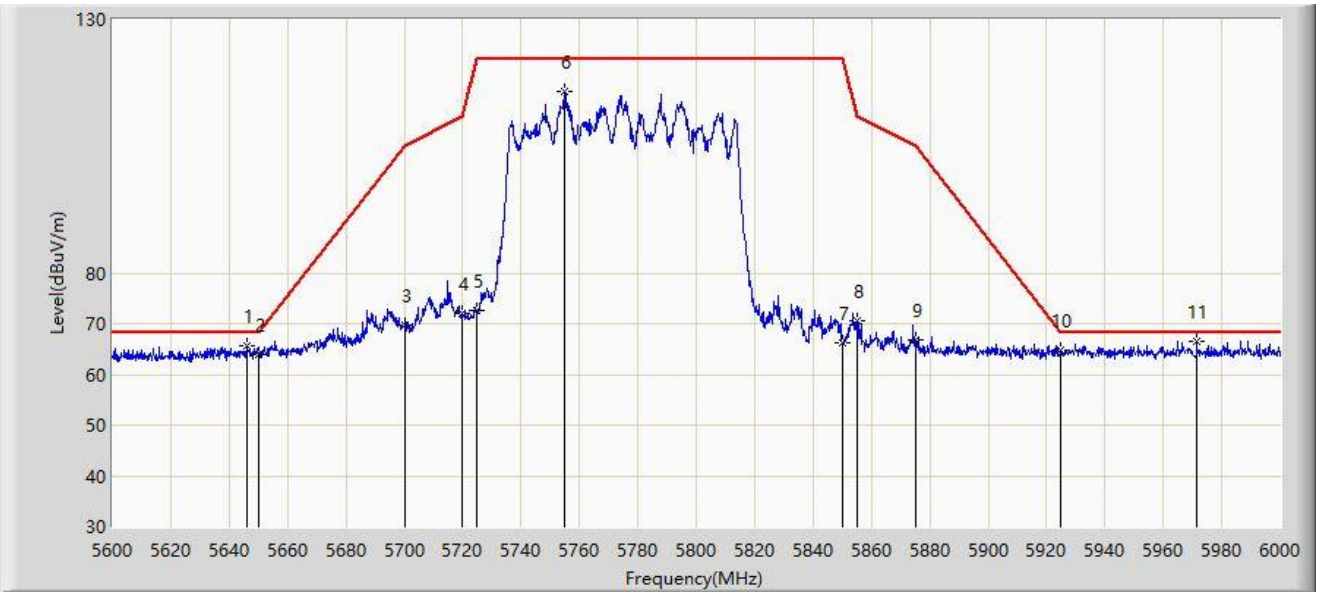

No	Mark	Frequency (MHz)	Measure Level (dBμV/m)	Reading Level (dBμV)	Margin (dB)	Limit (dBμV/m)	Factor (dB/m)	Type
1		5646.000	65.742	68.070	-2.458	68.200	-2.327	PK
2		5650.000	63.931	66.208	-4.269	68.200	-2.276	PK
3		5700.000	69.679	72.008	-35.521	105.200	-2.328	PK
4		5720.000	71.974	74.239	-38.826	110.800	-2.265	PK
5		5725.000	72.531	74.783	-49.669	122.200	-2.253	PK
6		5755.000	115.756	117.426	N/A	N/A	-1.670	PK
7		5850.000	66.204	68.264	-55.996	122.200	-2.060	PK
8		5855.000	70.527	72.587	-40.273	110.800	-2.060	PK
9		5875.000	66.836	68.844	-38.364	105.200	-2.008	PK
10		5925.000	64.752	66.507	-3.448	68.200	-1.754	PK
11	*	5971.400	66.480	67.876	-1.720	68.200	-1.396	PK

Note 1: " * ", means this data is the worst emission level.

Note 2: Measure Level (dBμV/m) = Reading Level (dBμV) + Factor (dB/m).

Note 3: Factor (dB/m) = Cable Loss (dB) + Antenna Factor (dB/m) - Pre_Amplifier Gain (dB).

A.9 AC Conducted Emissions Test Result

Site: SIP-SR2	Test Date: 2023-11-02
Limit: FCC_Part15.207_CE_AC Power_Class B	Engineer: Mark Long
Probe: SIP-SR2-ENV216_101684_C	Polarity: Neutral
EUT: Dragonfly Industrial Wireless Access Point	Power: By PoE
Test Mode: Transmit by 802.11a at channel 5825MHz	

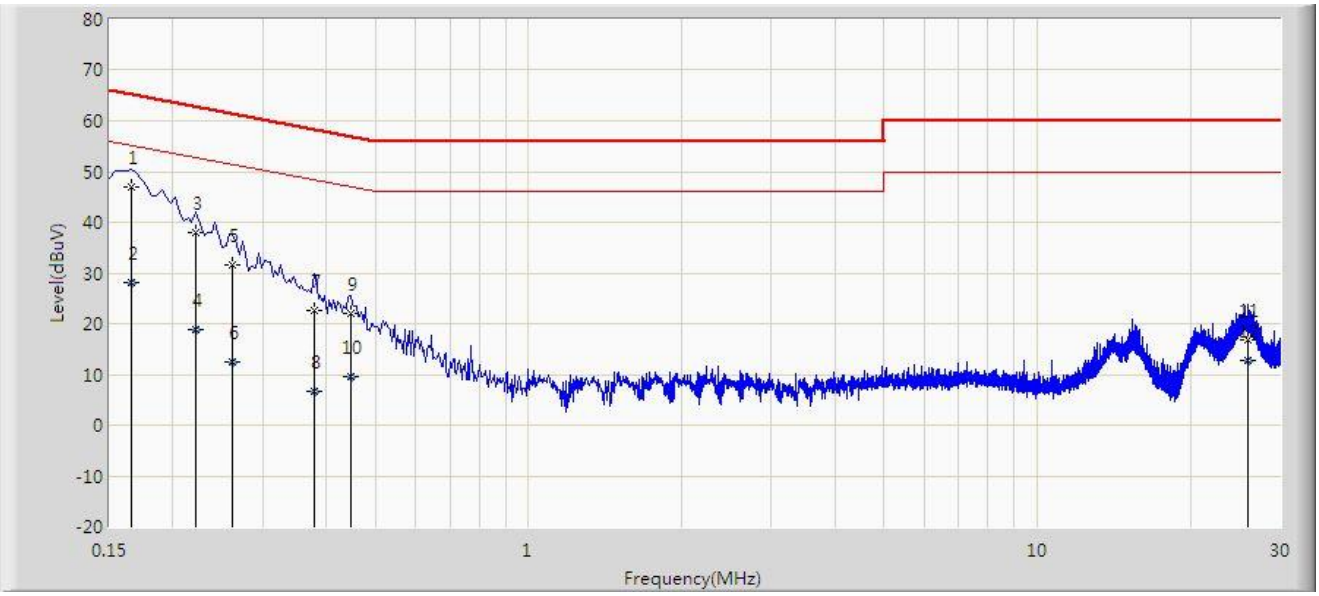

No	Mark	Frequency (MHz)	Measure Level (dBμV)	Reading Level (dBμV)	Margin (dB)	Limit (dBμV)	Factor (dB)	Type
1	*	0.166	46.861	37.221	-18.297	65.158	9.640	QP
2		0.166	27.999	18.359	-27.159	55.158	9.640	AV
3		0.222	37.948	28.265	-24.796	62.744	9.683	QP
4		0.222	18.773	9.089	-33.971	52.744	9.683	AV
5		0.262	31.526	21.836	-29.842	61.368	9.690	QP
6		0.262	12.344	2.654	-39.024	51.368	9.690	AV
7		0.378	22.751	13.044	-35.573	58.323	9.706	QP
8		0.378	6.528	-3.179	-41.796	48.323	9.706	AV
9		0.446	21.926	12.216	-35.023	56.949	9.710	QP
10		0.446	9.652	-0.058	-37.297	46.949	9.710	AV
11		25.974	16.729	6.284	-43.271	60.000	10.445	QP
12		25.974	12.612	2.167	-37.388	50.000	10.445	AV

Note 1: " * ", means this data is the worst emission level.

Note 2: Measure Level (dBμV) = Reading Level (dBμV) + Factor (dB).

Note 3: Factor (dB) = Cable Loss (dB) + LISN Factor (dB).

Site: SIP-SR2	Time: 2023/11/02 - 16:57
Limit: FCC_Part15.207_CE_AC Power_Class B	Engineer: Mark Long
Probe: SIP-SR2-ENV216_101684_C	Polarity: Line
EUT: Dragonfly Industrial Wireless Access Point	Power: By PoE
Test Mode: Transmit by 802.11a at channel 5825MHz	

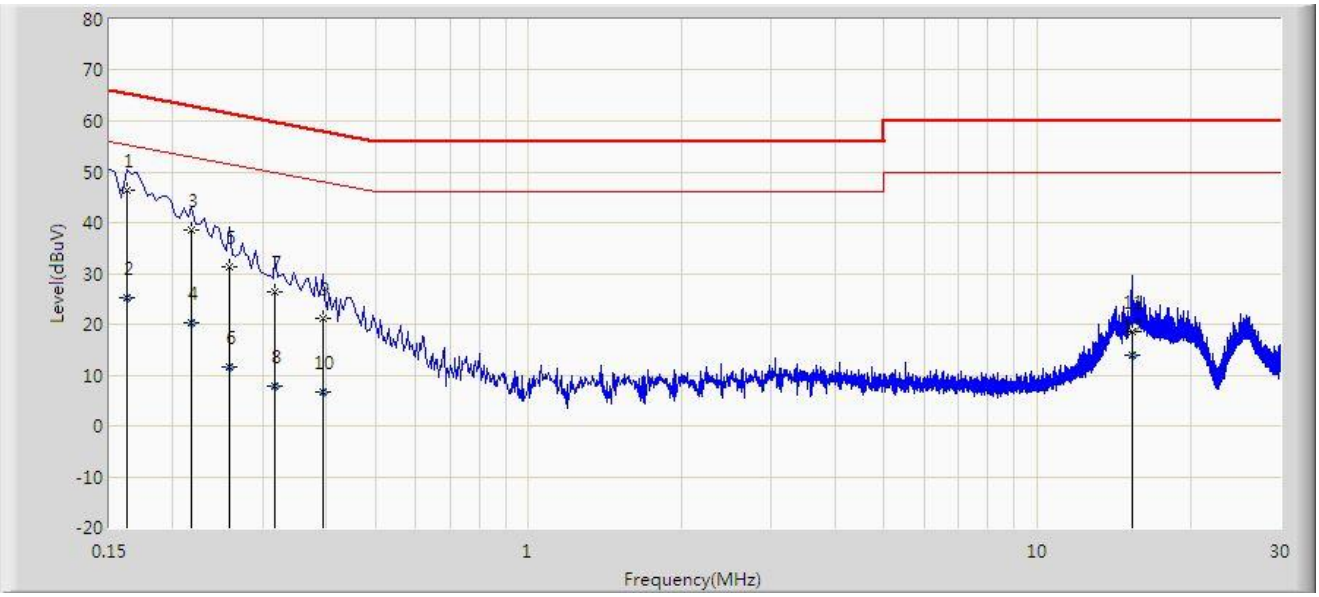

No	Mark	Frequency (MHz)	Measure Level (dBμV)	Reading Level (dBμV)	Margin (dB)	Limit (dBμV)	Factor (dB)	Type
1	*	0.162	46.418	36.480	-18.943	65.361	9.938	QP
2		0.162	25.357	15.420	-30.004	55.361	9.938	AV
3		0.218	38.660	28.643	-24.235	62.895	10.017	QP
4		0.218	20.184	10.166	-32.711	52.895	10.017	AV
5		0.258	31.364	21.544	-30.132	61.496	9.819	QP
6		0.258	11.611	1.791	-39.885	51.496	9.819	AV
7		0.318	26.287	16.538	-33.472	59.759	9.748	QP
8		0.318	7.842	-1.907	-41.917	49.759	9.748	AV
9		0.394	21.290	11.559	-36.689	57.979	9.731	QP
10		0.394	6.662	-3.069	-41.317	47.979	9.731	AV
11		15.338	18.536	8.301	-41.464	60.000	10.235	QP
12		15.338	13.841	3.606	-36.159	50.000	10.235	AV

Note 1: " * ", means this data is the worst emission level.

Note 2: Measure Level (dBμV) = Reading Level (dBμV) + Factor (dB).

Note 3: Factor (dB) = Cable Loss (dB) + LISN Factor (dB).

Appendix B – Test Setup Photograph

Refer to “2310RSU003-UT” file.

Appendix C – EUT Photograph

Refer to “2310RSU003-UE” file.

The End