Test Graph

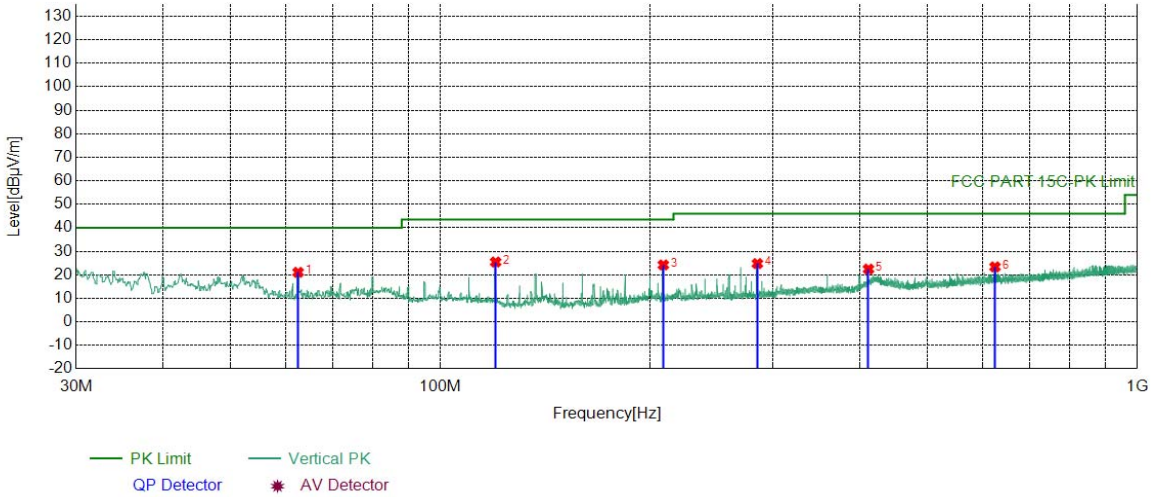

NO	Freq. [MHz]	Factor [dB]	Reading [dBµV]	Level [dBµV/m]	Limit [dBµV/m]	Margin [dB]	Result	Polarity	Remark
1	62.4983	-19.07	40.13	21.06	40.00	18.94	PASS	Vertical	PK
2	120.0250	-20.08	45.53	25.45	43.50	18.05	PASS	Vertical	PK
3	208.8859	-17.63	41.85	24.22	43.50	19.28	PASS	Vertical	PK
4	285.0385	-15.83	40.61	24.78	46.00	21.22	PASS	Vertical	PK
5	411.4421	-12.69	35.13	22.44	46.00	23.56	PASS	Vertical	PK
6	625.0575	-8.44	31.83	23.39	46.00	22.61	PASS	Vertical	PK

Radiated Spurious Emission above 1GHz:

Mode:		GFSK Transmitting				Channel:		2402 MHz	
NO	Freq. [MHz]	Factor [dB]	Reading [dBμV]	Level [dBμV/m]	Limit [dBμV/m]	Margin [dB]	Result	Polarity	Remark
1	1264.8265	0.97	43.18	44.15	74.00	29.85	Pass	H	PK
2	2027.9028	4.64	41.55	46.19	74.00	27.81	Pass	H	PK
3	4815.1210	-16.23	55.84	39.61	74.00	34.39	Pass	H	PK
4	6909.2606	-11.83	54.24	42.41	74.00	31.59	Pass	H	PK
5	10410.4940	-6.30	52.36	46.06	74.00	27.94	Pass	H	PK
6	12613.6409	-4.22	52.23	48.01	74.00	25.99	Pass	H	PK
7	1294.2294	1.04	43.62	44.66	74.00	29.34	Pass	V	PK
8	1780.6781	3.21	42.26	45.47	74.00	28.53	Pass	V	PK
9	4925.1283	-16.10	55.34	39.24	74.00	34.76	Pass	V	PK
10	7387.2925	-11.53	54.92	43.39	74.00	30.61	Pass	V	PK
11	9163.4109	-8.18	53.70	45.52	74.00	28.48	Pass	V	PK
12	12600.6400	-4.12	52.05	47.93	74.00	26.07	Pass	V	PK

Mode:		GFSK Transmitting				Channel:		2441 MHz	
NO	Freq. [MHz]	Factor [dB]	Reading [dBμV]	Level [dBμV/m]	Limit [dBμV/m]	Margin [dB]	Result	Polarity	Remark
1	1246.0246	0.92	42.98	43.90	74.00	30.10	Pass	H	PK
2	2020.5021	4.62	41.93	46.55	74.00	27.45	Pass	H	PK
3	4852.1235	-16.21	56.65	40.44	74.00	33.56	Pass	H	PK
4	7602.3068	-11.22	54.17	42.95	74.00	31.05	Pass	H	PK
5	11953.5969	-5.52	52.88	47.36	74.00	26.64	Pass	H	PK
6	14389.7593	1.05	50.15	51.20	74.00	22.80	Pass	H	PK
7	1445.6446	1.43	42.25	43.68	74.00	30.32	Pass	V	PK
8	1849.8850	3.65	42.30	45.95	74.00	28.05	Pass	V	PK
9	5003.1335	-15.82	57.01	41.19	74.00	32.81	Pass	V	PK
10	7353.2902	-11.59	54.74	43.15	74.00	30.85	Pass	V	PK
11	10306.4871	-6.45	52.11	45.66	74.00	28.34	Pass	V	PK
12	12568.6379	-4.34	52.37	48.03	74.00	25.97	Pass	V	PK

Mode:		GFSK Transmitting				Channel:		2480 MHz	
NO	Freq. [MHz]	Factor [dB]	Reading [dBμV]	Level [dBμV/m]	Limit [dBμV/m]	Margin [dB]	Result	Polarity	Remark
1	1310.8311	1.10	43.14	44.24	74.00	29.76	Pass	H	PK
2	1653.6654	2.64	42.13	44.77	74.00	29.23	Pass	H	PK
3	4918.1279	-16.13	55.30	39.17	74.00	34.83	Pass	H	PK
4	6337.2225	-12.90	54.86	41.96	74.00	32.04	Pass	H	PK
5	9186.4124	-7.99	52.65	44.66	74.00	29.34	Pass	H	PK
6	12507.6338	-4.78	52.73	47.95	74.00	26.05	Pass	H	PK
7	1307.6308	1.09	42.83	43.92	74.00	30.08	Pass	V	PK
8	1838.0838	3.57	42.13	45.70	74.00	28.30	Pass	V	PK
9	5006.1337	-15.81	56.94	41.13	74.00	32.87	Pass	V	PK
10	7612.3075	-11.20	54.02	42.82	74.00	31.18	Pass	V	PK
11	11255.5504	-6.54	52.41	45.87	74.00	28.13	Pass	V	PK
12	14391.7595	1.08	48.94	50.02	74.00	23.98	Pass	V	PK

Mode:		π/4DQPSK Transmitting				Channel:		2402 MHz	
NO	Freq. [MHz]	Factor [dB]	Reading [dBμV]	Level [dBμV/m]	Limit [dBμV/m]	Margin [dB]	Result	Polarity	Remark
1	1265.8266	0.97	44.23	45.20	74.00	28.80	PASS	H	PK
2	1794.8795	3.26	42.13	45.39	74.00	28.61	PASS	H	PK
3	4699.1133	-16.58	55.92	39.34	74.00	34.66	PASS	H	PK
4	7434.2956	-11.37	54.07	42.70	74.00	31.30	PASS	H	PK
5	9697.4465	-7.70	53.11	45.41	74.00	28.59	PASS	H	PK
6	13714.7143	-1.75	51.13	49.38	74.00	24.62	PASS	H	PK
7	1235.8236	0.89	44.28	45.17	74.00	28.83	Pass	V	PK
8	1785.8786	3.23	41.96	45.19	74.00	28.81	Pass	V	PK
9	5005.1337	-15.81	56.83	41.02	74.00	32.98	Pass	V	PK
10	7467.2978	-11.23	54.43	43.20	74.00	30.80	Pass	V	PK
11	10537.5025	-6.53	52.34	45.81	74.00	28.19	Pass	V	PK
12	13280.6854	-3.39	51.80	48.41	74.00	25.59	Pass	V	PK

Mode:		π/4DQPSK Transmitting				Channel:		2441 MHz	
NO	Freq. [MHz]	Factor [dB]	Reading [dBμV]	Level [dBμV/m]	Limit [dBμV/m]	Margin [dB]	Result	Polarity	Remark
1	1251.8252	0.93	42.89	43.82	74.00	30.18	Pass	H	PK
2	1719.6720	3.01	42.15	45.16	74.00	28.84	Pass	H	PK
3	5007.1338	-15.81	57.92	42.11	74.00	31.89	Pass	H	PK
4	6999.2666	-11.82	54.45	42.63	74.00	31.37	Pass	H	PK
5	11185.5457	-6.40	52.81	46.41	74.00	27.59	Pass	H	PK
6	15145.8097	1.06	48.80	49.86	74.00	24.14	Pass	H	PK
7	1239.8240	0.90	43.11	44.01	74.00	29.99	Pass	V	PK
8	1835.2835	3.54	41.72	45.26	74.00	28.74	Pass	V	PK
9	5021.1347	-15.79	57.27	41.48	74.00	32.52	Pass	V	PK
10	7674.3116	-11.09	54.29	43.20	74.00	30.80	Pass	V	PK
11	10550.5034	-6.55	53.47	46.92	74.00	27.08	Pass	V	PK
12	13760.7174	-1.68	50.89	49.21	74.00	24.79	Pass	V	PK

Mode:		π/4DQPSK Transmitting				Channel:		2480 MHz	
NO	Freq. [MHz]	Factor [dB]	Reading [dBμV]	Level [dBμV/m]	Limit [dBμV/m]	Margin [dB]	Result	Polarity	Remark
1	1291.4291	1.04	42.96	44.00	74.00	30.00	Pass	H	PK
2	1943.0943	4.25	41.71	45.96	74.00	28.04	Pass	H	PK
3	4825.1217	-16.22	55.62	39.40	74.00	34.60	Pass	H	PK
4	7741.3161	-11.18	54.59	43.41	74.00	30.59	Pass	H	PK
5	10452.4968	-6.40	51.95	45.55	74.00	28.45	Pass	H	PK
6	13753.7169	-1.69	50.36	48.67	74.00	25.33	Pass	H	PK
7	1235.4235	0.89	43.27	44.16	74.00	29.84	Pass	V	PK
8	1854.6855	3.69	41.55	45.24	74.00	28.76	Pass	V	PK
9	5002.1335	-15.82	56.96	41.14	74.00	32.86	Pass	V	PK
10	6974.2650	-11.82	54.96	43.14	74.00	30.86	Pass	V	PK
11	9819.4546	-7.32	52.29	44.97	74.00	29.03	Pass	V	PK
12	13722.7148	-1.74	50.26	48.52	74.00	25.48	Pass	V	PK

Mode:		8DPSK Transmitting				Channel:		2402 MHz	
NO	Freq. [MHz]	Factor [dB]	Reading [dBμV]	Level [dBμV/m]	Limit [dBμV/m]	Margin [dB]	Result	Polarity	Remark
1	1268.0268	0.98	42.75	43.73	74.00	30.27	PASS	H	PK
2	2028.7029	4.64	41.62	46.26	74.00	27.74	PASS	H	PK
3	4827.1218	-16.22	56.19	39.97	74.00	34.03	PASS	H	PK
4	6408.2272	-12.85	54.94	42.09	74.00	31.91	PASS	H	PK
5	9109.4073	-8.61	52.53	43.92	74.00	30.08	PASS	H	PK
6	13103.6736	-3.66	52.07	48.41	74.00	25.59	PASS	H	PK
7	1326.8327	1.15	42.72	43.87	74.00	30.13	Pass	V	PK
8	1752.2752	3.12	42.71	45.83	74.00	28.17	Pass	V	PK
9	4825.1217	-16.22	55.97	39.75	74.00	34.25	Pass	V	PK
10	7558.3039	-11.17	54.57	43.40	74.00	30.60	Pass	V	PK
11	10383.4922	-6.31	52.14	45.83	74.00	28.17	Pass	V	PK
12	13096.6731	-3.69	51.28	47.59	74.00	26.41	Pass	V	PK

Mode:		8DPSK Transmitting				Channel:		2441 MHz	
NO	Freq. [MHz]	Factor [dB]	Reading [dBμV]	Level [dBμV/m]	Limit [dBμV/m]	Margin [dB]	Result	Polarity	Remark
1	1265.0265	0.97	43.12	44.09	74.00	29.91	Pass	H	PK
2	1939.4939	4.24	41.38	45.62	74.00	28.38	Pass	H	PK
3	4602.1068	-16.70	56.31	39.61	74.00	34.39	Pass	H	PK
4	7072.2715	-11.65	54.64	42.99	74.00	31.01	Pass	H	PK
5	10800.5200	-6.23	52.42	46.19	74.00	27.81	Pass	H	PK
6	15516.8345	0.40	49.86	50.26	74.00	23.74	Pass	H	PK
7	1364.6365	1.27	42.36	43.63	74.00	30.37	Pass	V	PK
8	1787.2787	3.24	42.25	45.49	74.00	28.51	Pass	V	PK
9	5015.1343	-15.80	56.33	40.53	74.00	33.47	Pass	V	PK
10	7490.2994	-11.13	53.95	42.82	74.00	31.18	Pass	V	PK
11	10376.4918	-6.32	52.04	45.72	74.00	28.28	Pass	V	PK
12	15529.8353	0.50	50.04	50.54	74.00	23.46	Pass	V	PK

Mode:		8DPSK Transmitting				Channel:		2480 MHz	
NO	Freq. [MHz]	Factor [dB]	Reading [dBμV]	Level [dBμV/m]	Limit [dBμV/m]	Margin [dB]	Result	Polarity	Remark
1	1222.6223	0.86	43.10	43.96	74.00	30.04	Pass	H	PK
2	1635.6636	2.52	41.86	44.38	74.00	29.62	Pass	H	PK
3	5029.1353	-15.78	56.58	40.80	74.00	33.20	Pass	H	PK
4	7613.3076	-11.20	53.97	42.77	74.00	31.23	Pass	H	PK
5	10183.4789	-7.11	52.79	45.68	74.00	28.32	Pass	H	PK
6	13761.7174	-1.68	51.66	49.98	74.00	24.02	Pass	H	PK
7	1349.2349	1.22	42.85	44.07	74.00	29.93	Pass	V	PK
8	1809.8810	3.35	42.51	45.86	74.00	28.14	Pass	V	PK
9	4625.1083	-16.67	55.95	39.28	74.00	34.72	Pass	V	PK
10	6427.2285	-12.81	55.02	42.21	74.00	31.79	Pass	V	PK
11	9694.4463	-7.69	53.14	45.45	74.00	28.55	Pass	V	PK
12	16037.8692	0.22	51.07	51.29	74.00	22.71	Pass	V	PK

Remark:

1) The field strength is calculated by adding the Antenna Factor, Cable Factor & Preamplifier. The basic equation with a sample calculation is as follows:

   Final Test Level =Receiver Reading + Antenna Factor + Cable Factor – Preamplifier Factor

2) Scan from 9kHz to 25GHz, the disturbance above 18GHz and below 30MHz was very low. As shown in this section, for frequencies above 1GHz, the field strength limits are based on average limits. However, the peak field strength of any emission shall not exceed the maximum permitted average limits specified above by more than 20 dB under any condition of modulation. So, only the peak measurements were shown in the report.

Restricted bands:

Test plot as follows:

Mode:	GFSK Transmitting	Channel:	2402 MHz
Remark:			

Test Graph

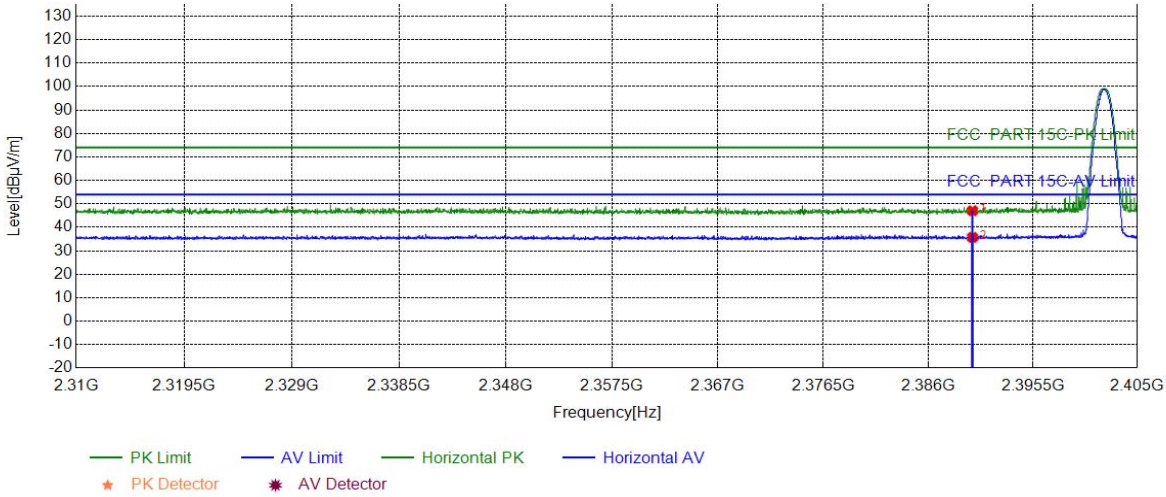

NO	Freq. [MHz]	Factor [dB]	Reading [dBµV]	Level [dBµV/m]	Limit [dBµV/m]	Margin [dB]	Result	Polarity	Remark
1	2390.0000	5.77	41.31	47.08	74.00	26.92	PASS	Horizontal	PK
2	2390.0000	5.77	29.94	35.71	54.00	18.29	PASS	Horizontal	AV

Mode:	GFSK Transmitting	Channel:	2402 MHz
Remark:			

Test Graph

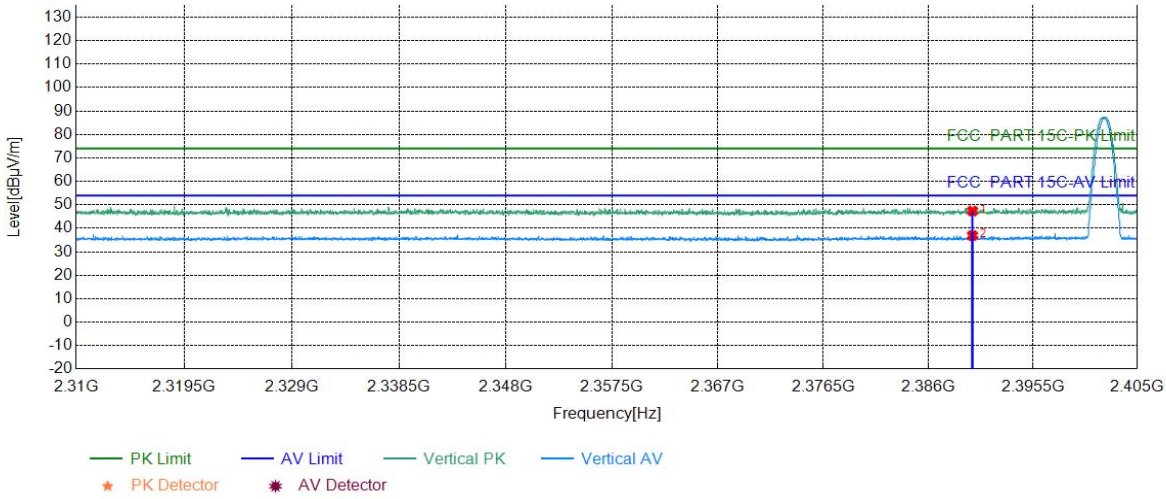

NO	Freq. [MHz]	Factor [dB]	Reading [dBμV]	Level [dBμV/m]	Limit [dBμV/m]	Margin [dB]	Result	Polarity	Remark
1	2390.0000	5.77	41.62	47.39	74.00	26.61	PASS	Vertical	PK
2	2390.0000	5.77	31.14	36.91	54.00	17.09	PASS	Vertical	AV

Mode:	GFSK Transmitting	Channel:	2480 MHz
Remark:			

Test Graph

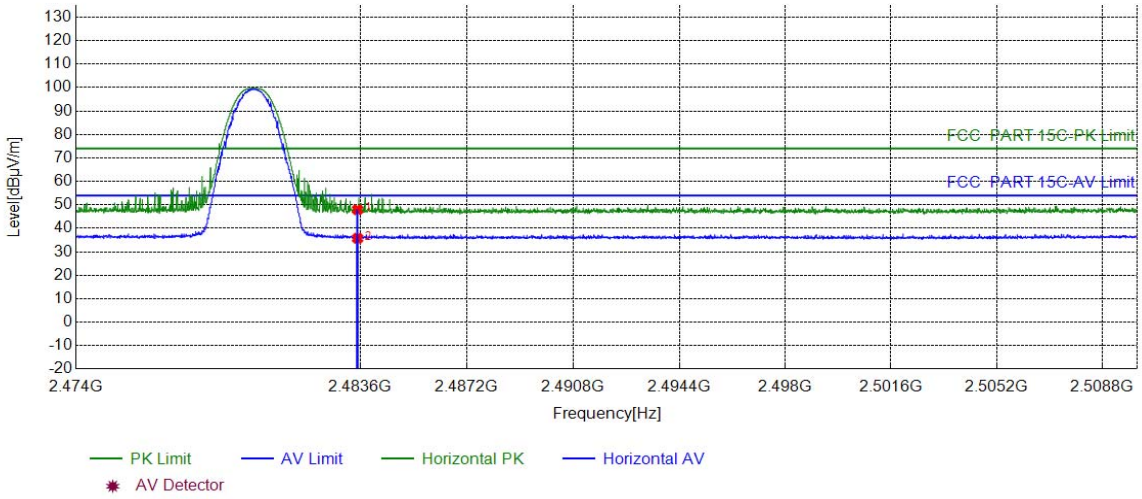

NO	Freq. [MHz]	Factor [dB]	Reading [dBµV]	Level [dBµV/m]	Limit [dBµV/m]	Margin [dB]	Result	Polarity	Remark
1	2483.5000	6.57	41.38	47.95	74.00	26.05	PASS	Horizontal	PK
2	2483.5000	6.57	29.18	35.75	54.00	18.25	PASS	Horizontal	AV

Mode:	GFSK Transmitting	Channel:	2480 MHz
Remark:			

Test Graph

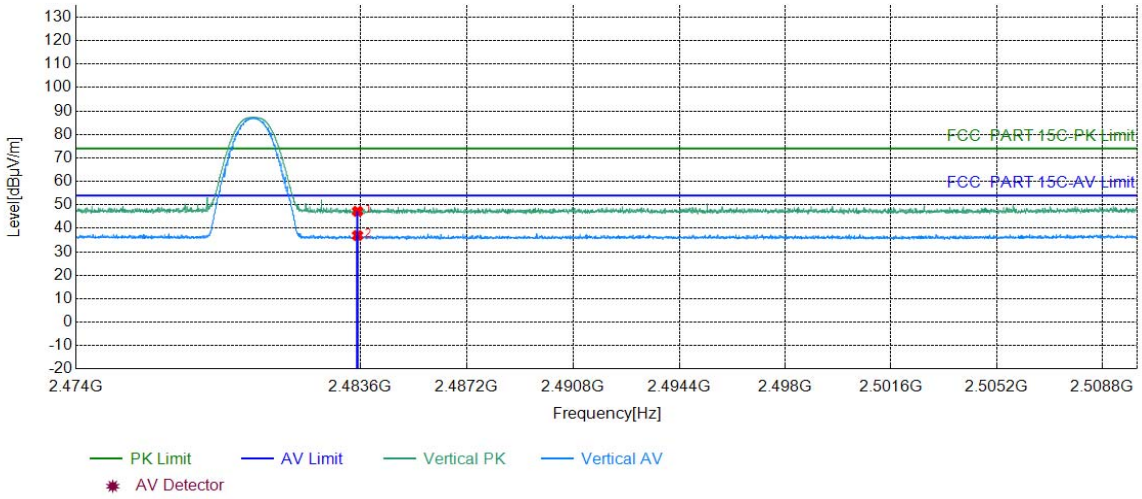

NO	Freq. [MHz]	Factor [dB]	Reading [dBµV]	Level [dBµV/m]	Limit [dBµV/m]	Margin [dB]	Result	Polarity	Remark
1	2483.5000	6.57	40.68	47.25	74.00	26.75	PASS	Vertical	PK
2	2483.5000	6.57	30.35	36.92	54.00	17.08	PASS	Vertical	AV

Mode:	π/4DQPSK Transmitting	Channel:	2402 MHz
Remark:			

Test Graph

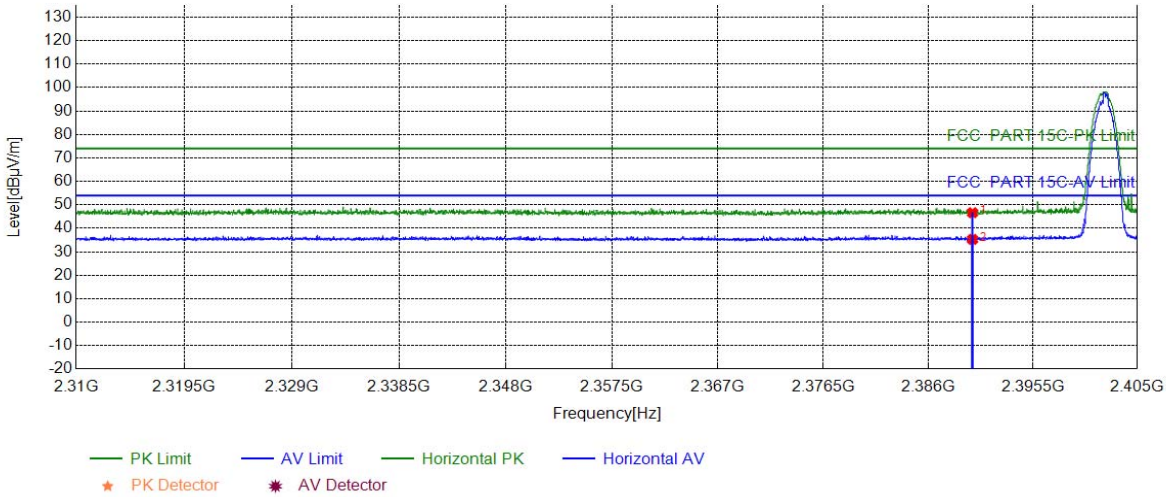

NO	Freq. [MHz]	Factor [dB]	Reading [dBμV]	Level [dBμV/m]	Limit [dBμV/m]	Margin [dB]	Result	Polarity	Remark
1	2390.0000	5.77	40.89	46.66	74.00	27.34	PASS	Horizontal	PK
2	2390.0000	5.77	29.53	35.30	54.00	18.70	PASS	Horizontal	AV

Mode:	π/4DQPSK Transmitting	Channel:	2402 MHz
Remark:			

Test Graph

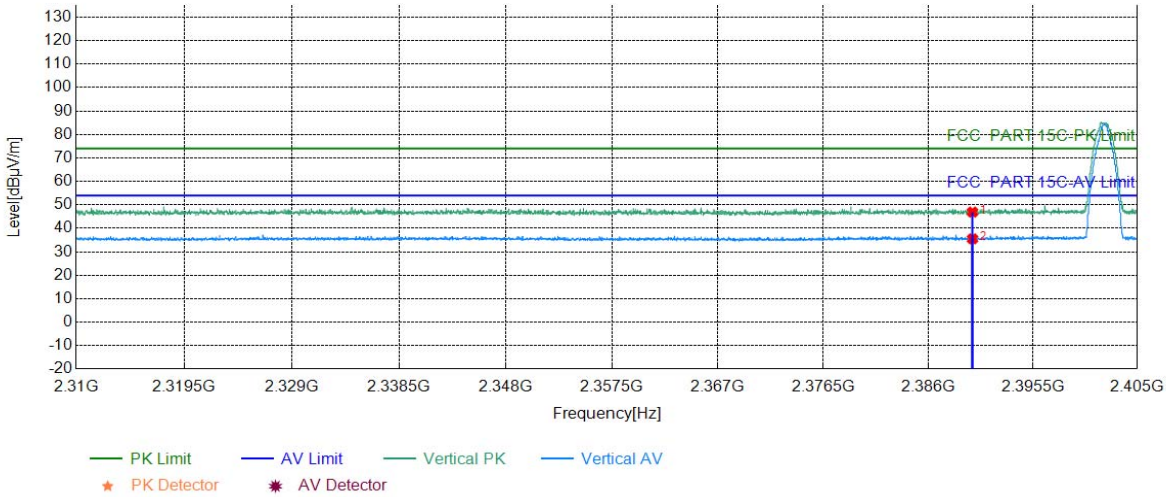

NO	Freq. [MHz]	Factor [dB]	Reading [dBμV]	Level [dBμV/m]	Limit [dBμV/m]	Margin [dB]	Result	Polarity	Remark
1	2390.0000	5.77	41.17	46.94	74.00	27.06	PASS	Vertical	PK
2	2390.0000	5.77	29.75	35.52	54.00	18.48	PASS	Vertical	AV

Mode:	π/4DQPSK Transmitting	Channel:	2480 MHz
Remark:			

Test Graph

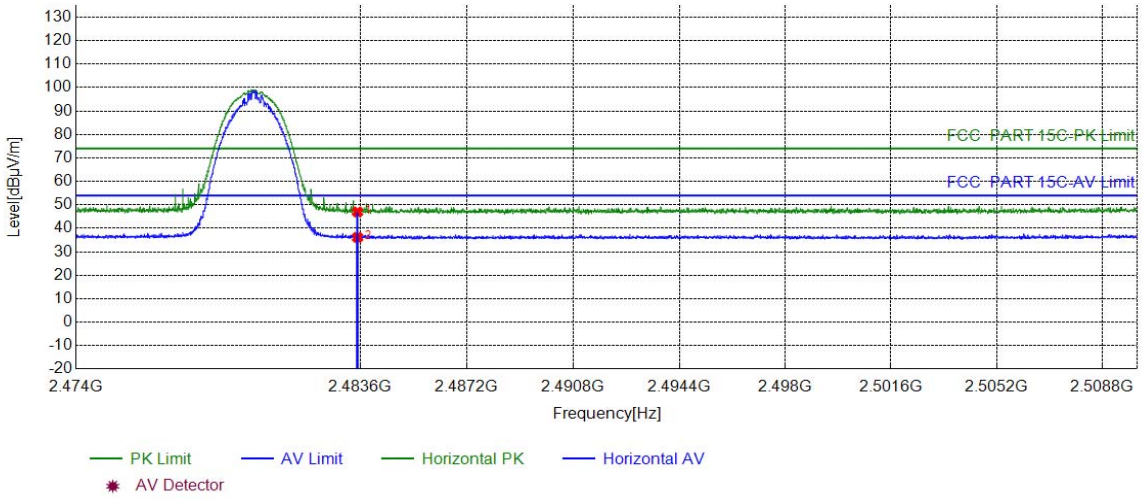

NO	Freq. [MHz]	Factor [dB]	Reading [dBμV]	Level [dBμV/m]	Limit [dBμV/m]	Margin [dB]	Result	Polarity	Remark
1	2483.5000	6.57	40.41	46.98	74.00	27.02	PASS	Horizontal	PK
2	2483.5000	6.57	29.57	36.14	54.00	17.86	PASS	Horizontal	AV

Mode:	π/4DQPSK Transmitting	Channel:	2480 MHz
Remark:			

Test Graph

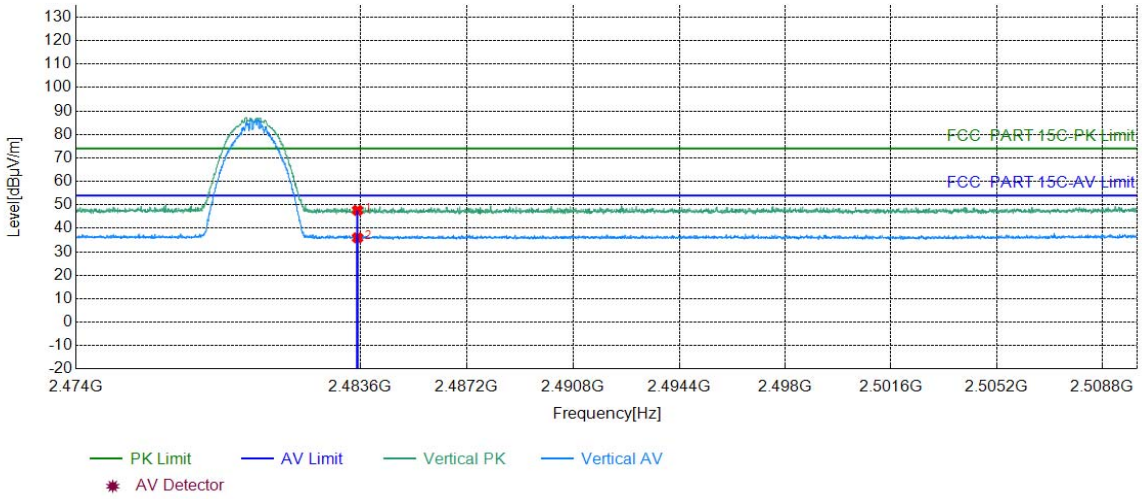

NO	Freq. [MHz]	Factor [dB]	Reading [dBμV]	Level [dBμV/m]	Limit [dBμV/m]	Margin [dB]	Result	Polarity	Remark
1	2483.5000	6.57	41.09	47.66	74.00	26.34	PASS	Vertical	PK
2	2483.5000	6.57	29.40	35.97	54.00	18.03	PASS	Vertical	AV

Mode:	8DPSK Transmitting	Channel:	2402 MHz
Remark:			

Test Graph

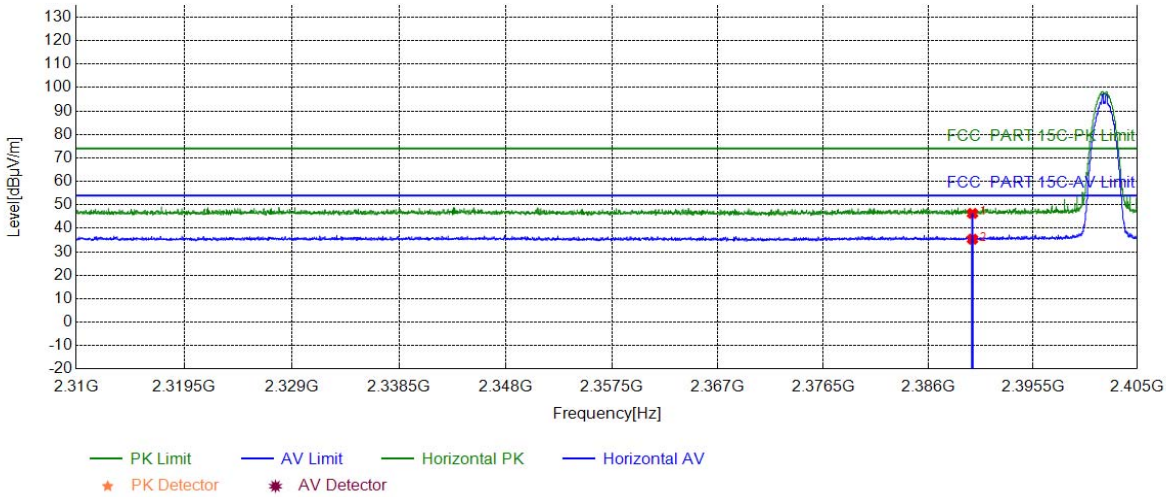

NO	Freq. [MHz]	Factor [dB]	Reading [dBμV]	Level [dBμV/m]	Limit [dBμV/m]	Margin [dB]	Result	Polarity	Remark
1	2390.0000	5.77	40.59	46.36	74.00	27.64	PASS	Horizontal	PK
2	2390.0000	5.77	29.61	35.38	54.00	18.62	PASS	Horizontal	AV

Mode:	8DPSK Transmitting	Channel:	2402 MHz
Remark:			

Test Graph

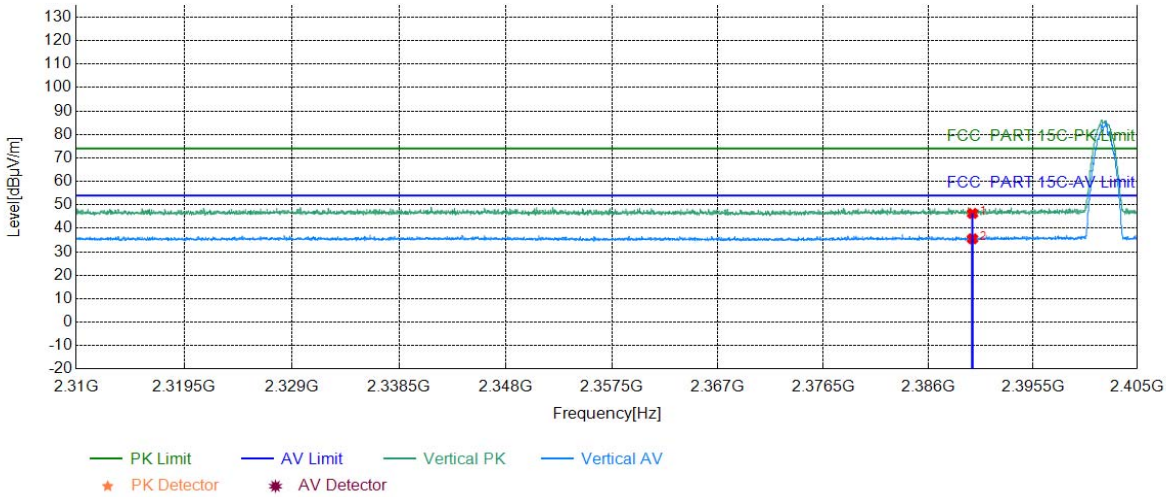

NO	Freq. [MHz]	Factor [dB]	Reading [dBμV]	Level [dBμV/m]	Limit [dBμV/m]	Margin [dB]	Result	Polarity	Remark
1	2390.0000	5.77	40.58	46.35	74.00	27.65	PASS	Vertical	PK
2	2390.0000	5.77	29.76	35.53	54.00	18.47	PASS	Vertical	AV

Mode:	8DPSK Transmitting	Channel:	2480 MHz
Remark:			

Test Graph

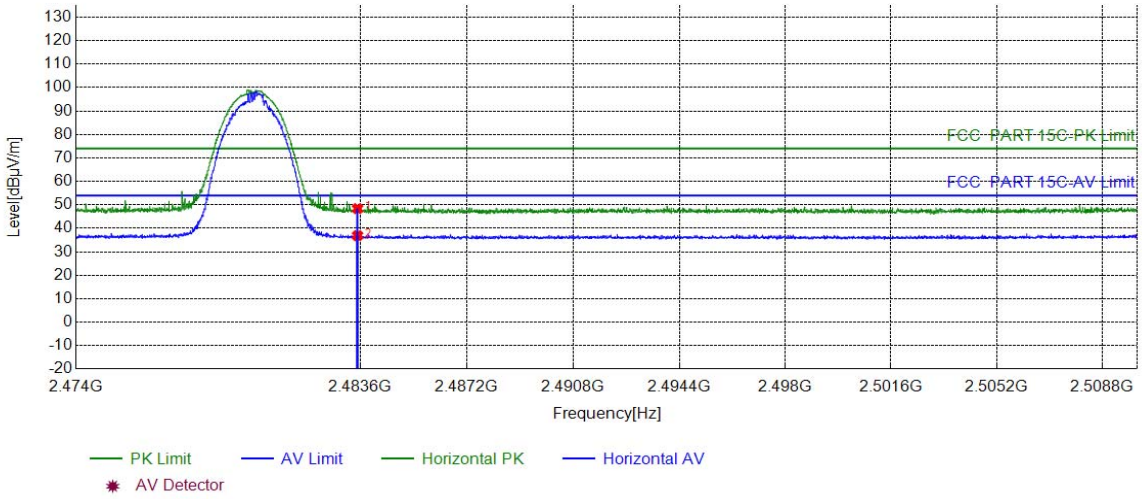

NO	Freq. [MHz]	Factor [dB]	Reading [dBµV]	Level [dBµV/m]	Limit [dBµV/m]	Margin [dB]	Result	Polarity	Remark
1	2483.5000	6.57	41.85	48.42	74.00	25.58	PASS	Horizontal	PK
2	2483.5000	6.57	30.31	36.88	54.00	17.12	PASS	Horizontal	AV

Mode:	8DPSK Transmitting	Channel:	2480 MHz
Remark:			

Test Graph

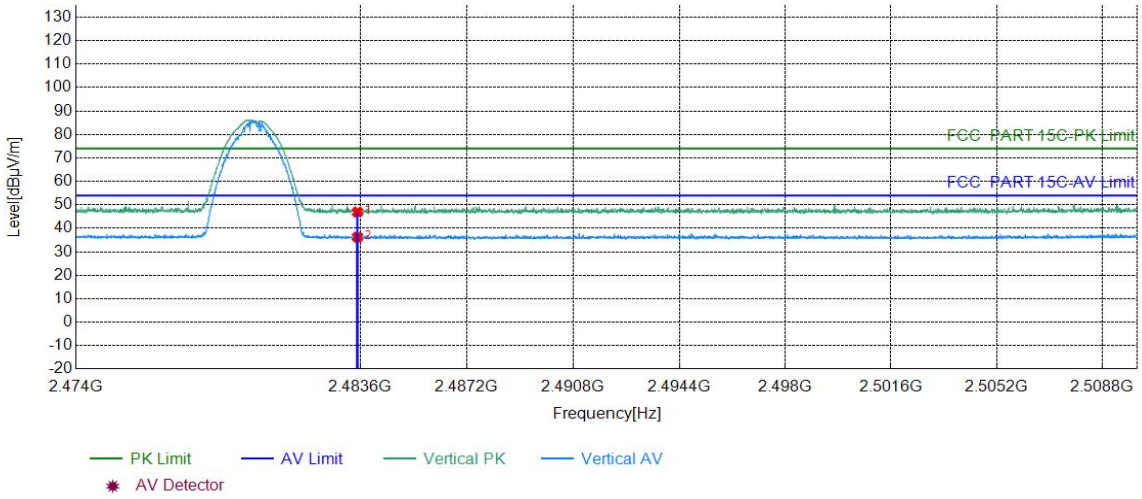

NO	Freq. [MHz]	Factor [dB]	Reading [dBµV]	Level [dBµV/m]	Limit [dBµV/m]	Margin [dB]	Result	Polarity	Remark
1	2483.5000	6.57	40.39	46.96	74.00	27.04	PASS	Vertical	PK
2	2483.5000	6.57	29.66	36.23	54.00	17.77	PASS	Vertical	AV

Note:
The field strength is calculated by adding the Antenna Factor, Cable Factor & Preamplifier. The basic equation with a sample calculation is as follows:
Final Test Level =Receiver Reading - Correct Factor
Correct Factor = Preamplifier Factor– Antenna Factor–Cable Factor

6 Appendix A

Refer to Appendix: Bluetooth Classic of EED32N80998102.