Z Axis Scan

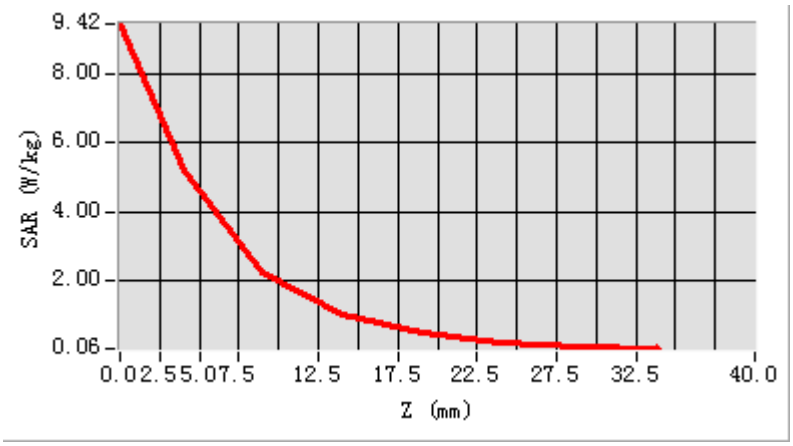
9.42
8.00
6.00
4.00
2.00
0.06
SAR (W/kg)
0.0 2.5 5.0 7.5 12.5 17.5 22.5 27.5 32.5 40.0
Z (mm)

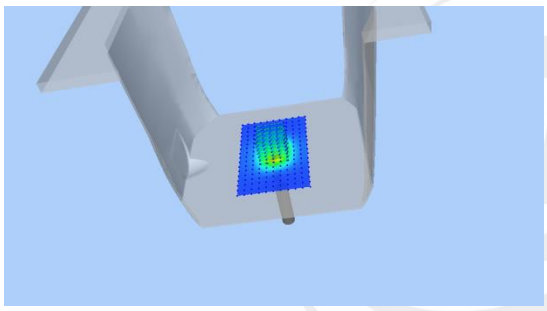

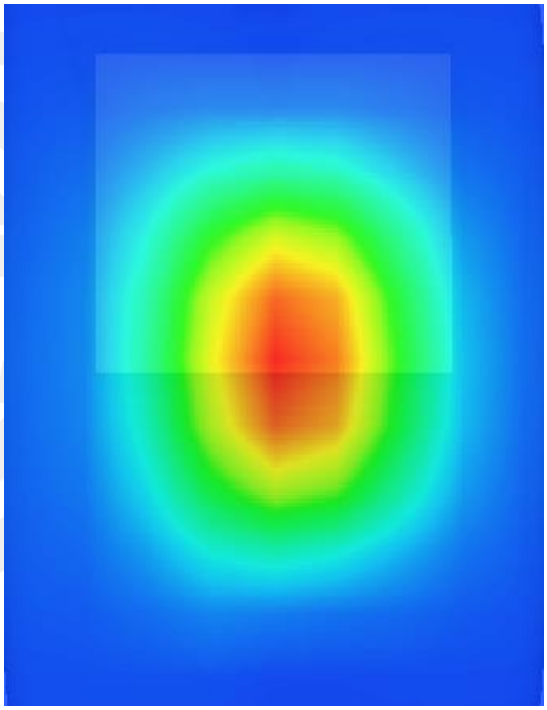

System Performance Check Data(2600MHz)

Type: Phone measurement (Complete)
Area scan resolution: dx=8mm,dy=8mm
Zoom scan resolution: dx=8mm, dy=8mm, dz=5mm
Date of measurement: 2023-02-06

Experimental conditions.

Device Position	Validation plane
Band	2600 MHz
Channels	-
Signal	CW
Frequency (MHz)	2600
Relative permittivity	40.18
Conductivity (S/m)	1.97
Probe	SN 07/21 EPGO352
ConvF	1.63
Crest factor:	1:1

SURFACE SAR	VOLUME SAR
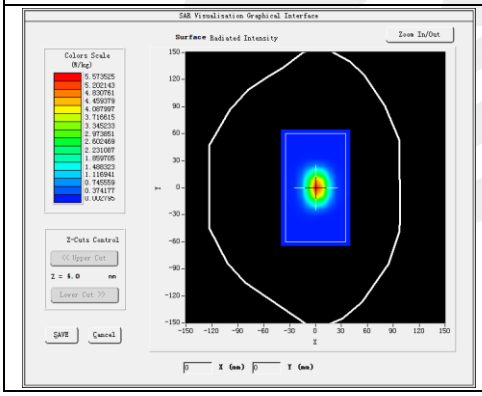	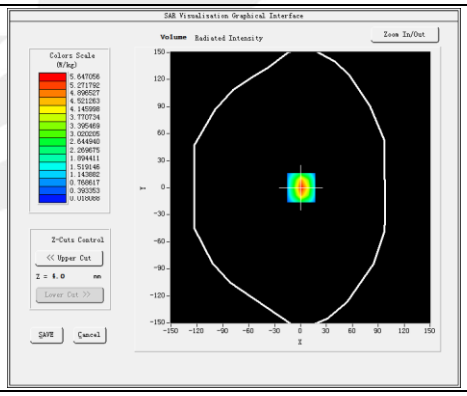

Maximum location: X=1.00, Y=0.00

SAR 10g (W/Kg)	2.383741
SAR 1g (W/Kg)	5.571723

Z Axis Scan

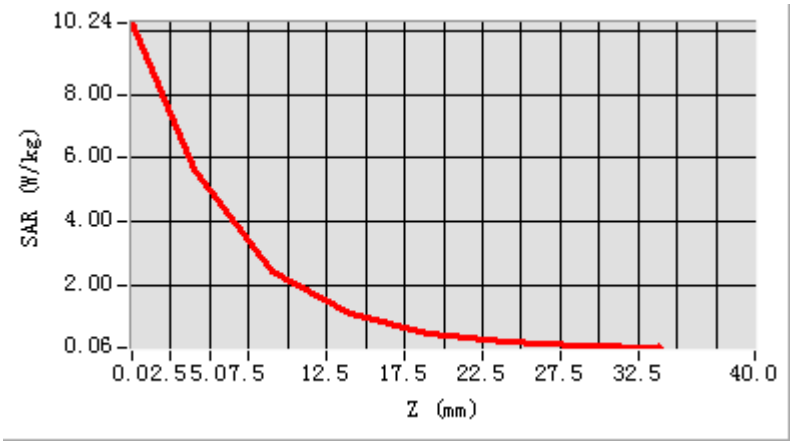
10.24
8.00
6.00
4.00
2.00
0.06
SAR (W/kg)
0.02.55.07.5
12.5
17.5
22.5
27.5
32.5
40.0
Z (mm)

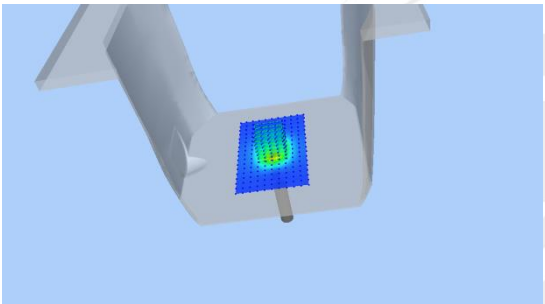

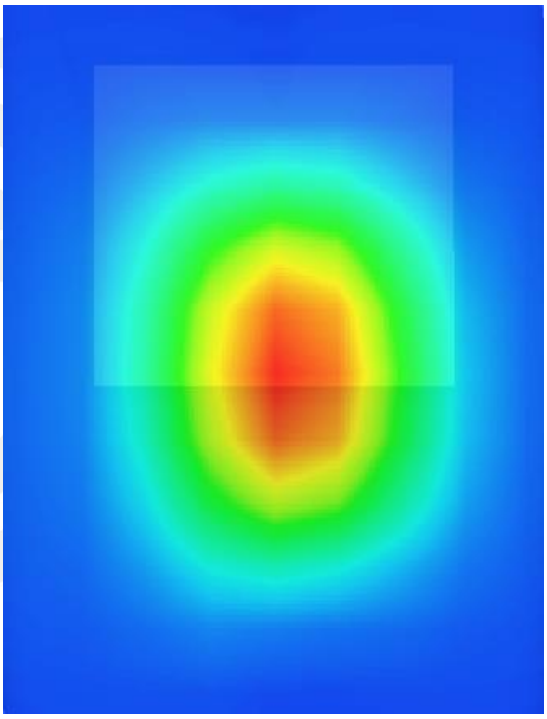

System Performance Check Data(2600MHz)

Type: Phone measurement (Complete)
Area scan resolution: dx=8mm,dy=8mm
Zoom scan resolution: dx=8mm, dy=8mm, dz=5mm
Date of measurement: 2023-02-07

Experimental conditions.

Device Position	Validation plane
Band	2600 MHz
Channels	-
Signal	CW
Frequency (MHz)	2600
Relative permittivity	39.22
Conductivity (S/m)	2.09
Probe	SN 07/21 EPGO352
ConvF	1.63
Crest factor:	1:1

SURFACE SAR	VOLUME SAR
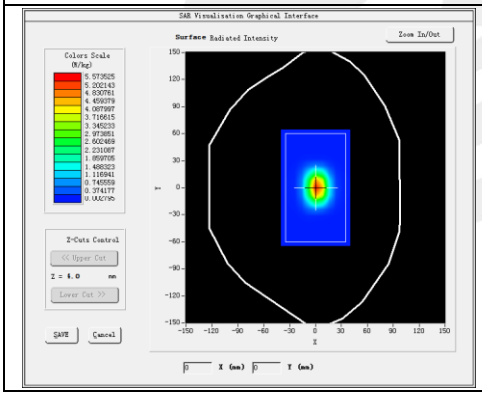	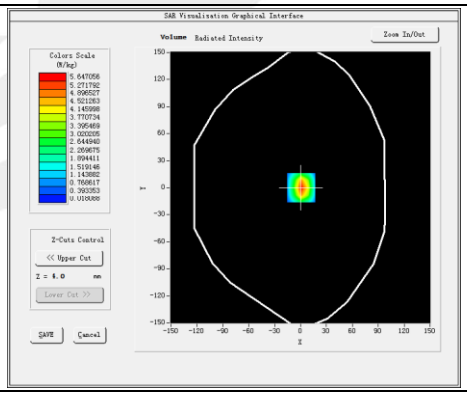

Maximum location: X=1.00, Y=0.00

SAR 10g (W/Kg)	2.392616
SAR 1g (W/Kg)	5.596483

Z Axis Scan

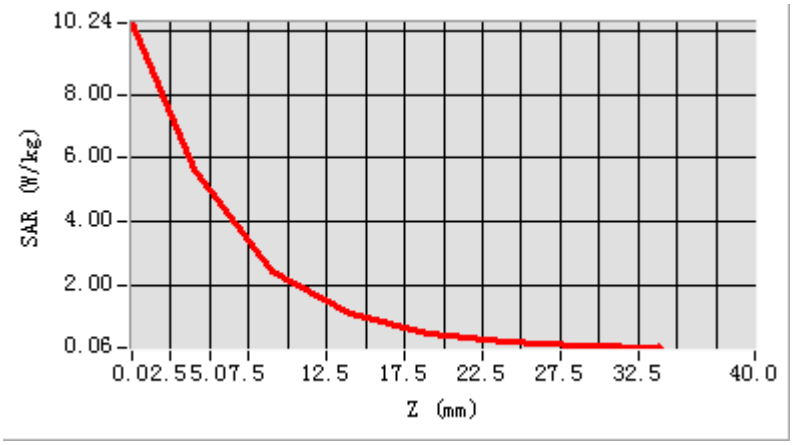
10.24
8.00
6.00
4.00
2.00
0.06
SAR (W/kg)
0.02.55.07.5
12.5
17.5
22.5
27.5
32.5
40.0
Z (mm)

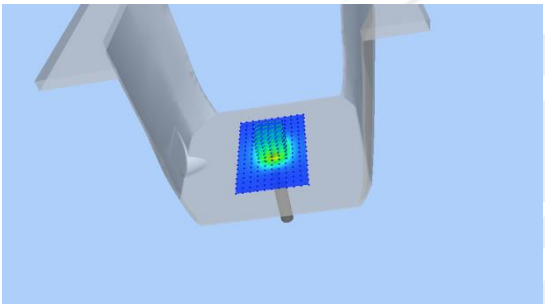

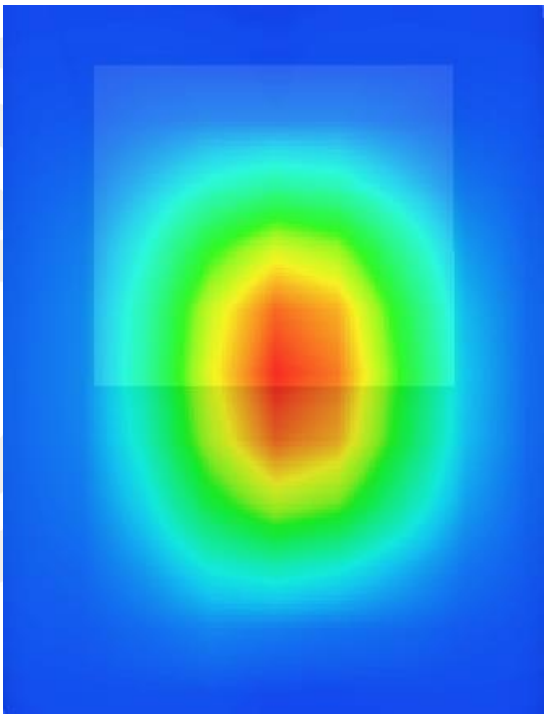

System Performance Check Data(3500MHz)

Type: Phone measurement (Complete)
Area scan resolution: dx=8mm,dy=8mm
Zoom scan resolution: dx=8mm, dy=8mm, dz=5mm
Date of measurement: 2023-02-07

Experimental conditions.

Device Position	Validation plane
Band	3500 MHz
Channels	-
Signal	CW
Frequency (MHz)	2600
Relative permittivity	38.37
Conductivity (S/m)	2.83
Probe	SN 08/21 DIP3G500-553
ConvF	1.59
Crest factor:	1:1

SURFACE SAR	VOLUME SAR
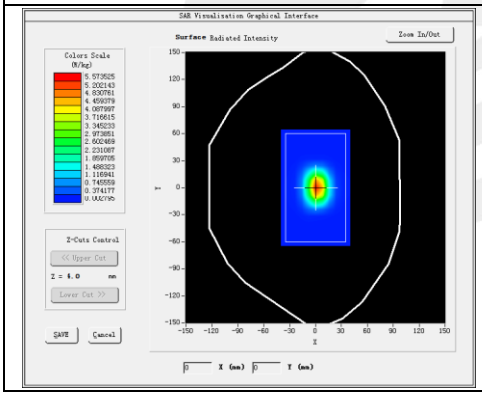	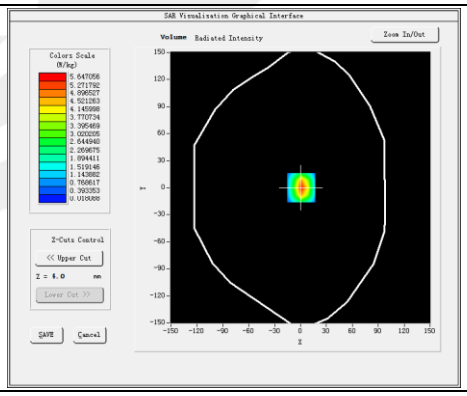

Maximum location: X=1.00, Y=0.00

SAR 10g (W/Kg)	2.512751
SAR 1g (W/Kg)	6.937120

Z Axis Scan

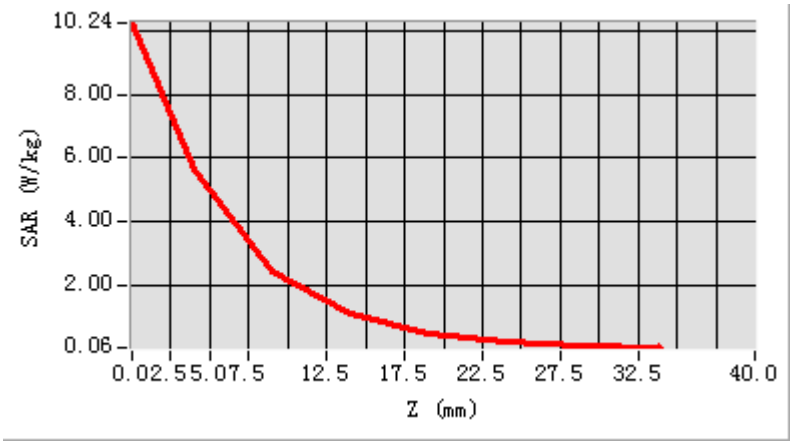
10.24
8.00
6.00
4.00
2.00
0.06
SAR (W/kg)
0.02.55.07.5
12.5
17.5
22.5
27.5
32.5
40.0
Z (mm)

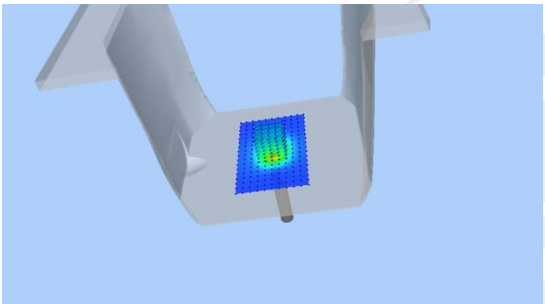

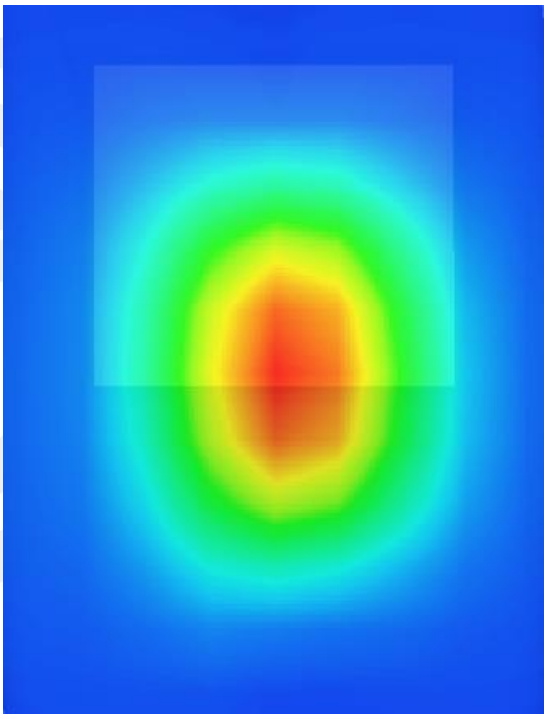

System Performance Check Data(3900MHz)

Type: Phone measurement (Complete)
Area scan resolution: dx=8mm,dy=8mm
Zoom scan resolution: dx=8mm, dy=8mm, dz=5mm
Date of measurement: 2023-02-07

Experimental conditions.

Device Position	Validation plane
Band	3900 MHz
Channels	-
Signal	CW
Frequency (MHz)	3900
Relative permittivity	38.10
Conductivity (S/m)	3.39
Probe	SN 08/21 DIP3G500-553
ConvF	1.71
Crest factor:	1:1

SURFACE SAR	VOLUME SAR
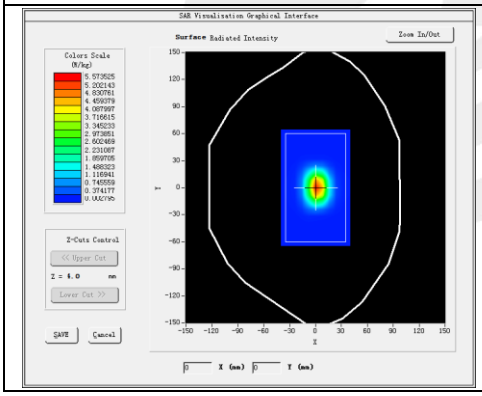	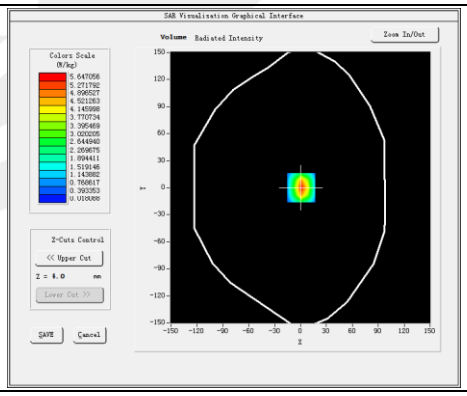

Maximum location: X=1.00, Y=0.00

SAR 10g (W/Kg)	2.412837
SAR 1g (W/Kg)	6.582680

Z Axis Scan

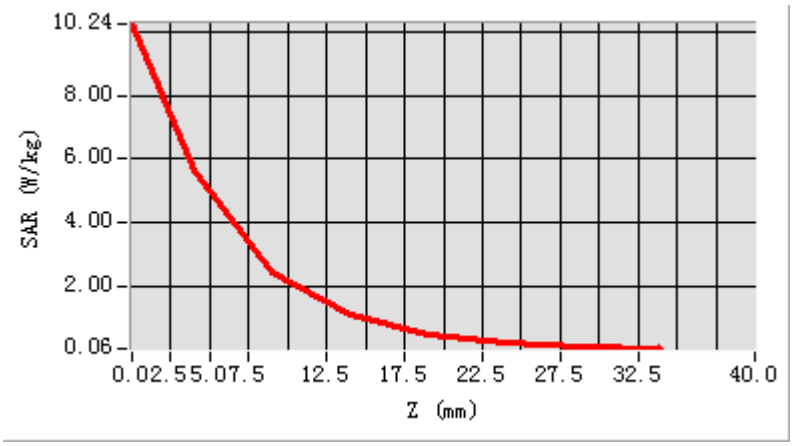
10.24
8.00
6.00
4.00
2.00
0.06
SAR (W/kg)
0.02.55.07.5
12.5
17.5
22.5
27.5
32.5
40.0
Z (mm)

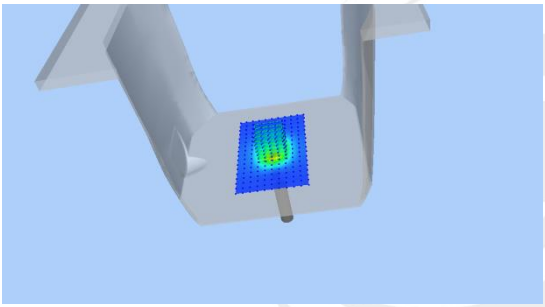

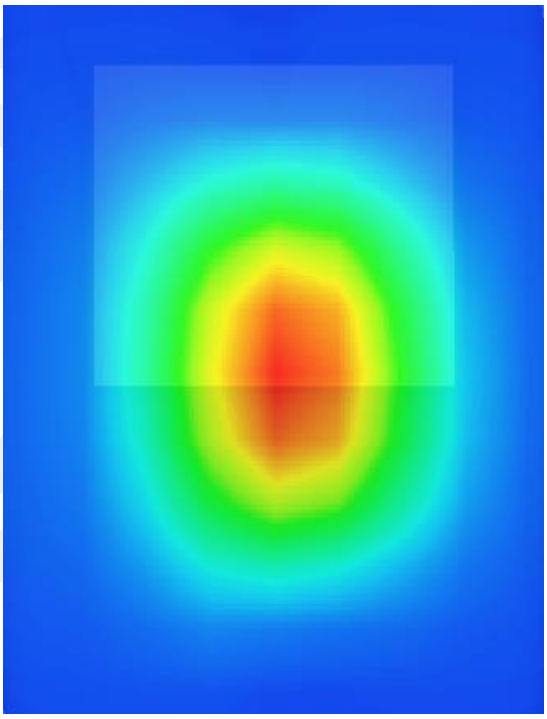

System Performance Check Data(5200MHz)

Type: Dipole measurement (Complete)
Area scan resolution: dx=8mm,dy=8mm
Zoom scan resolution: dx=4mm, dy=4mm, dz=2mm
Date of measurement: 2023-02-14

Experimental conditions.

Device Position	Validation plane
Band	5200 MHz
Channels	-
Signal	CW
Frequency (MHz)	5200
Relative permittivity	36.75
Conductivity (S/m)	4.63
Probe	SN 07/21 EPGO352
ConvF	1.47
Crest factor:	1:1

SURFACE SAR	VOLUME SAR
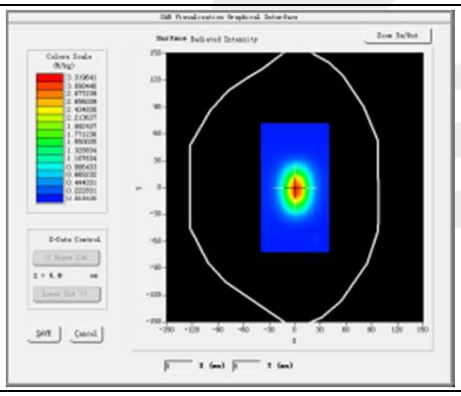	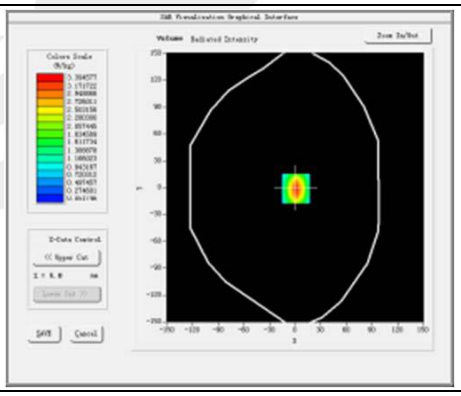

Maximum location: X=7.00, Y=2.00

SAR 10g (W/Kg)	5.541679
SAR 1g (W/Kg)	15.751210

Z Axis Scan

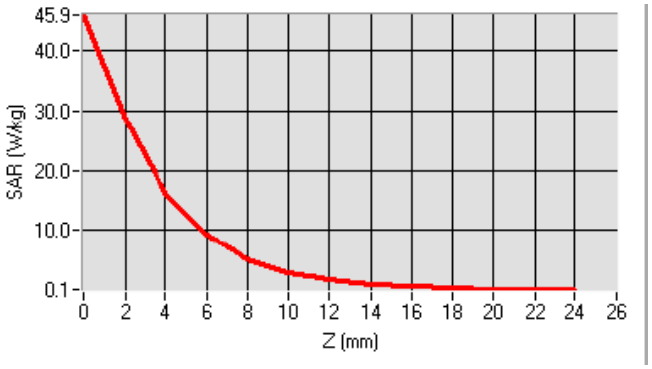

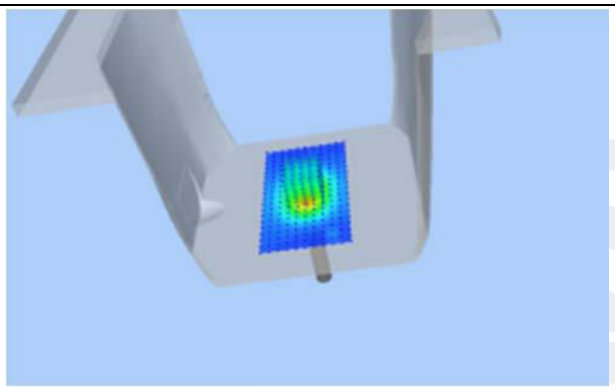

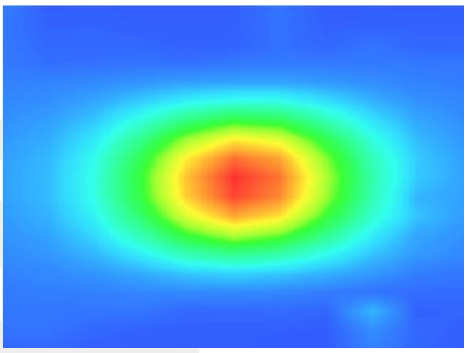

System Performance Check Data(5300MHz)

Type: Dipole measurement (Complete)
Area scan resolution: dx=8mm,dy=8mm
Zoom scan resolution: dx=4mm, dy=4mm, dz=2mm
Date of measurement: 2023-02-1+

Experimental conditions.

Device Position	Validation plane
Band	5300 MHz
Channels	-
Signal	CW
Frequency (MHz)	5300
Relative permittivity	36.56
Conductivity (S/m)	4.74
Probe	SN 07/21 EPGO352
ConvF	1.65
Crest factor:	1:1

SURFACE SAR	VOLUME SAR
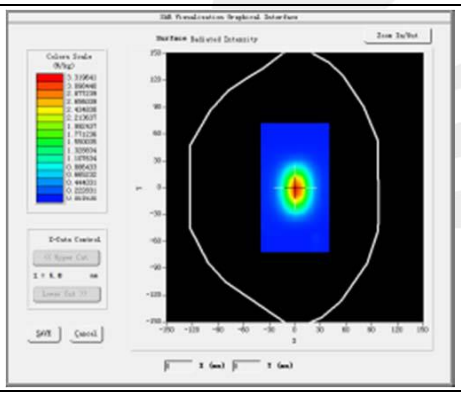	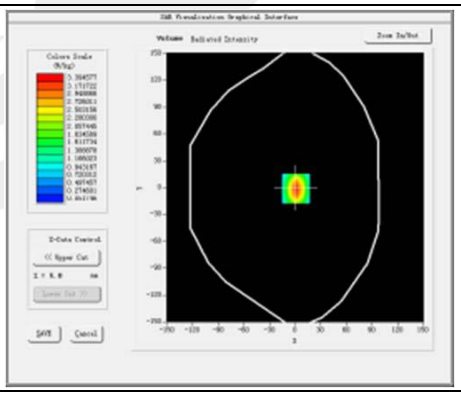

Maximum location: X=7.00, Y=2.00

SAR 10g (W/Kg)	5.785326
SAR 1g (W/Kg)	16.516444

Z Axis Scan

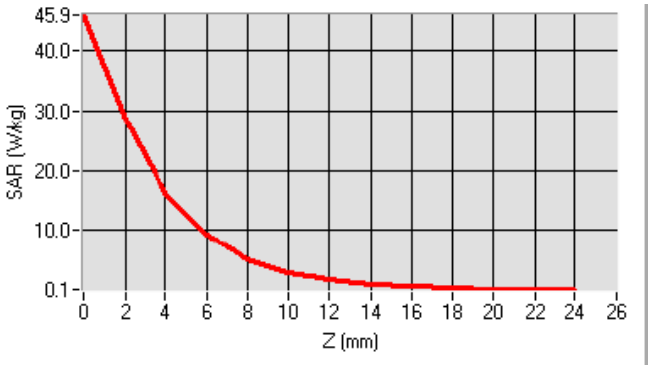

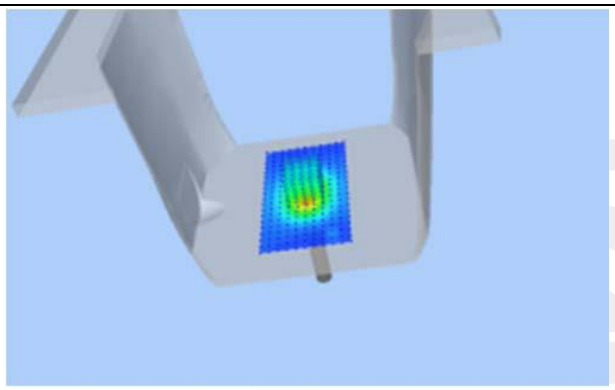

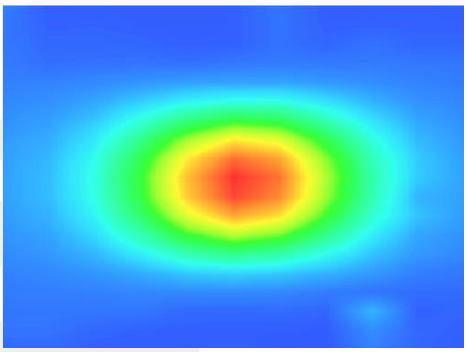

System Performance Check Data(5600MHz)

Type: Dipole measurement (Complete)
Area scan resolution: dx=8mm,dy=8mm
Zoom scan resolution: dx=8mm, dy=8mm, dz=5mm
Date of measurement: 2023-02-21

Experimental conditions.

Device Position	Validation plane
Band	5600 MHz
Channels	-
Signal	CW
Frequency (MHz)	5600
Relative permittivity	36.25
Conductivity (S/m)	5.08
Probe	SN 07/21 EPGO352
ConvF	1.74
Crest factor:	1:1

SURFACE SAR	VOLUME SAR
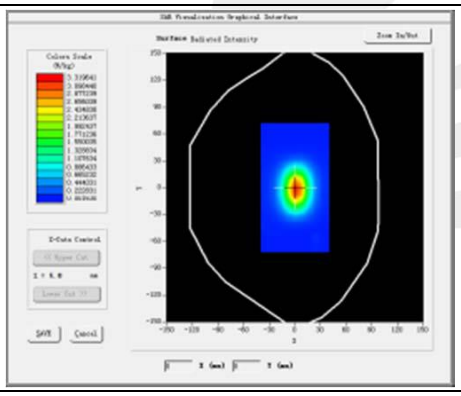	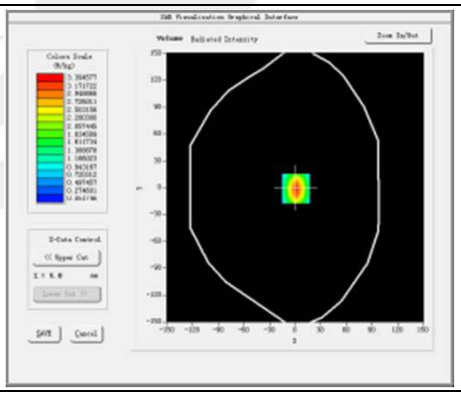

Maximum location: X=7.00, Y=2.00

SAR 10g (W/Kg)	5.952856
SAR 1g (W/Kg)	17.421133

Z Axis Scan

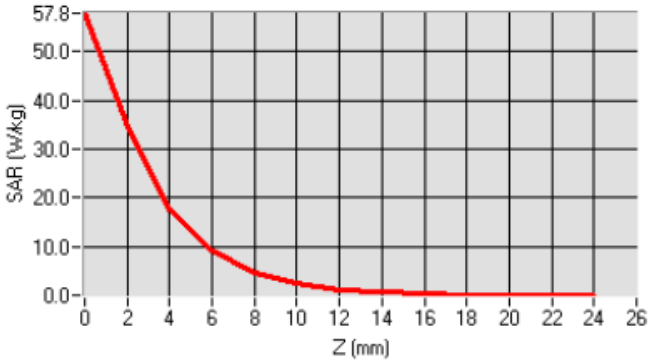
57.8
50.0
40.0
30.0
20.0
10.0
0.0
SAR (W/kg)
0 2 4 6 8 10 12 14 16 18 20 22 24 26
Z (mm)

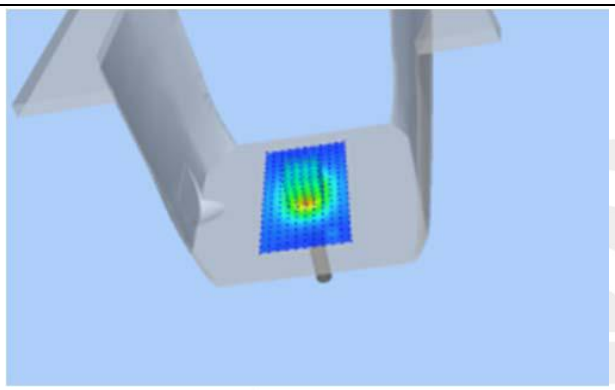

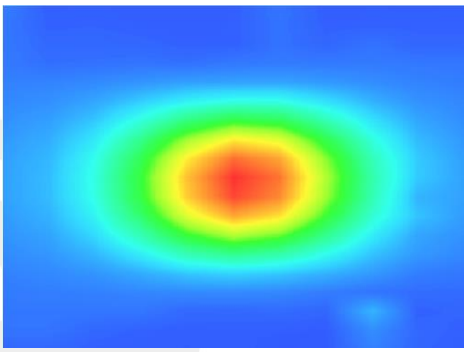

System Performance Check Data(5800MHz)

Type: Dipole measurement (Complete)
Area scan resolution: dx=8mm,dy=8mm
Zoom scan resolution: dx=8mm, dy=8mm, dz=5mm
Date of measurement: 2023-02-22

Experimental conditions.

Device Position	Validation plane
Band	5800 MHz
Channels	-
Signal	CW
Frequency (MHz)	5800
Relative permittivity	36.65
Conductivity (S/m)	5.24
Probe	SN 07/21 EPGO352
ConvF	1.64
Crest factor:	1:1

SURFACE SAR	VOLUME SAR
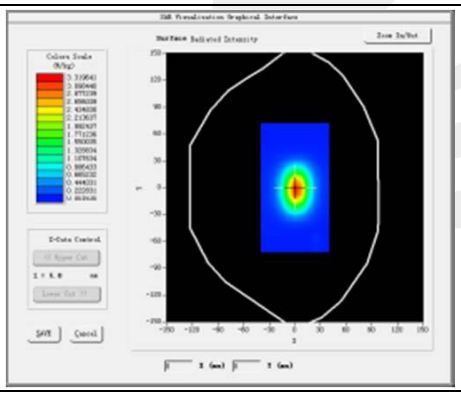	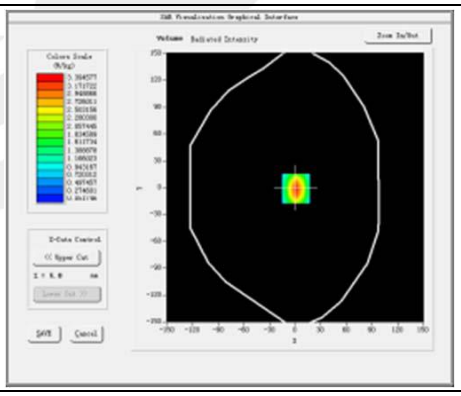

Maximum location: X=7.00, Y=2.00

SAR 10g (W/Kg)	6.147167
SAR 1g (W/Kg)	18.503177

Z Axis Scan

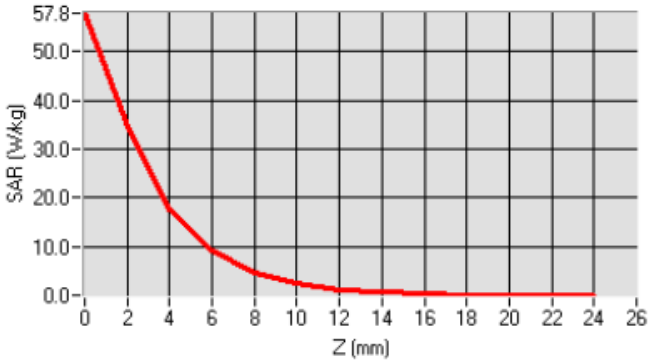
57.8
50.0
40.0
30.0
20.0
10.0
0.0
SAR (W/kg)
0 2 4 6 8 10 12 14 16 18 20 22 24 26
Z (mm)

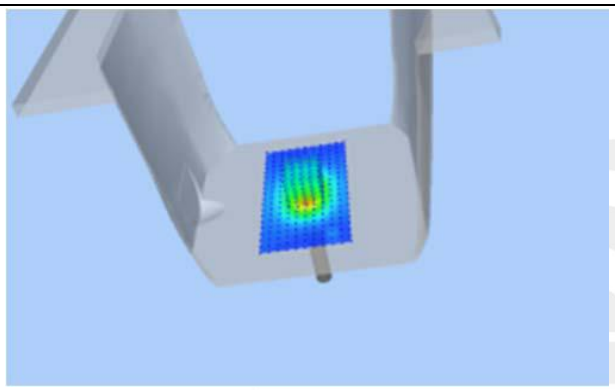

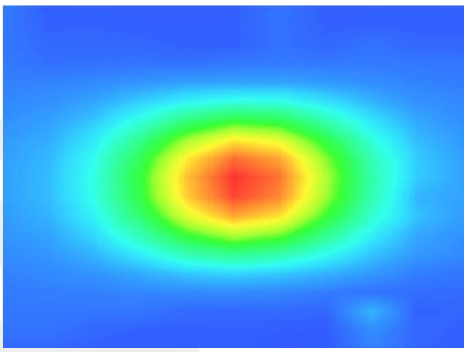

Appendix B. SAR Test Plots

Plot 1: DUT: 5G Smart phone; EUT Model: AGM G2

Test Date	2023-01-12
Probe	SN 07/21 EPGO352
ConvF	1.57
Area Scan	dx=8mm, dy=8mm, h= 5.00 mm
Zoom Scan	5x5x7, dx=8mm, dy=8mm, dz=5mm, Complete/ndx=8mm, dy=8mm, h= 5.00 mm
Phantom	Right head
Device Position	Cheek
Band	GPRS 850
Signal	Duty Cycle: 2.00 (Crest factor: 2.0)
Frequency (MHz)	836.6
Relative permittivity (real part)	41.38
Conductivity (S/m)	0.93

Maximum location: X=-50.00, Y=-55.00

SAR Peak: 0.50 W/kg

SAR 10g (W/Kg)	0.286489
SAR 1g (W/Kg)	0.378617

SURFACE SAR	VOLUME SAR
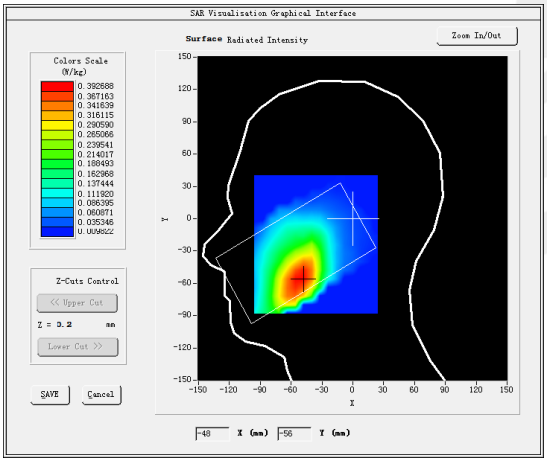	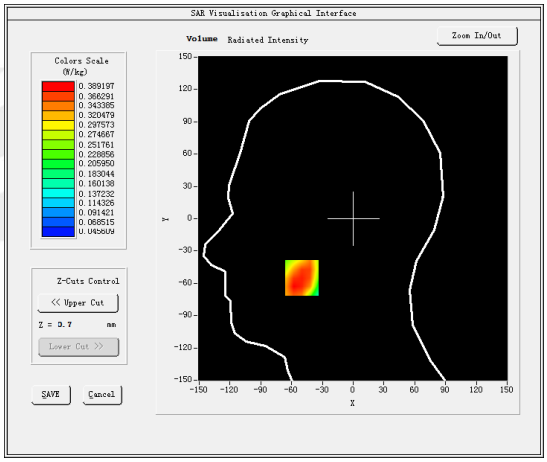
3D screen shot	**Z Axis Scan**
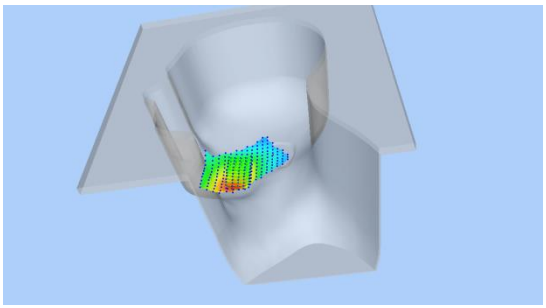	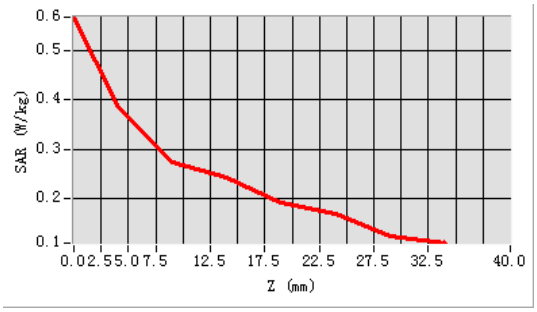

Plot 2: DUT: 5G Smart phone; EUT Model: AGM G2

Test Date	2023-01-12
Probe	SN 07/21 EPGO352
ConvF	1.57
Area Scan	dx=8mm, dy=8mm, h= 5.00 mm
Zoom Scan	5x5x7, dx=8mm, dy=8mm, dz=5mm, Complete/ndx=8mm, dy=8mm, h= 5.00 mm
Phantom	Validation plane
Device Position	Back Side
Band	GPRS 850
Signal	Duty Cycle: 2.00 (Crest factor: 2.0)
Frequency (MHz)	836.6
Relative permittivity (real part)	41.38
Conductivity (S/m)	0.93

Maximum location: X=-1.00, Y=7.00
SAR Peak: 1.18 W/kg

SAR 10g (W/Kg)	0.625036
SAR 1g (W/Kg)	0.888782

SURFACE SAR	VOLUME SAR
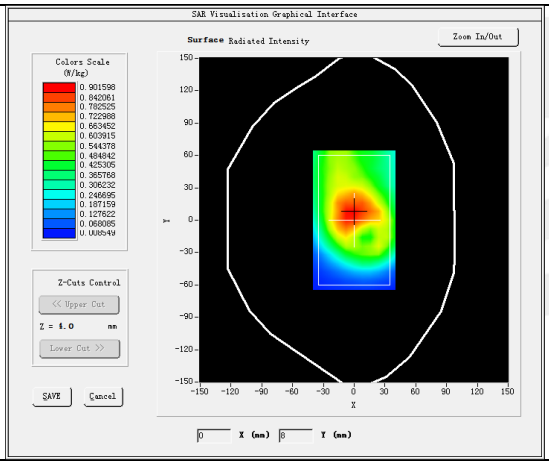	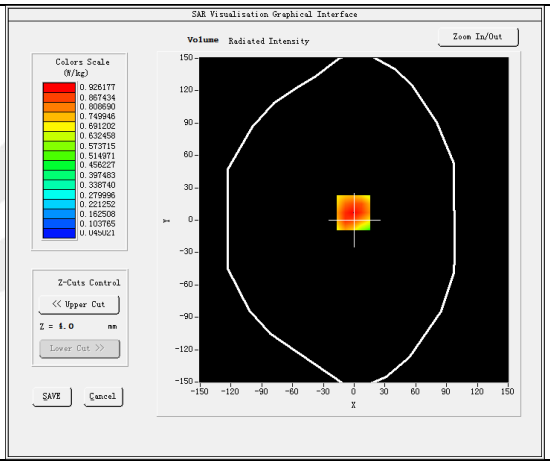
3D screen shot	**Z Axis Scan**
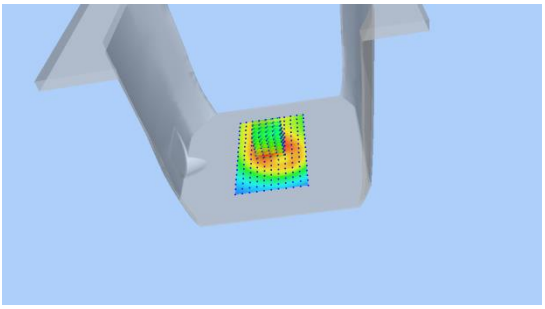	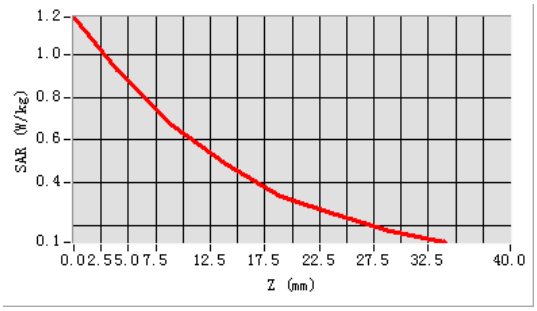

Plot 3: DUT: 5G Smart phone; EUT Model: AGM G2

Test Date	2023-02-02
Probe	SN 07/21 EPGO352
ConvF	1.60
Area Scan	dx=8mm, dy=8mm, h= 5.00 mm
Zoom Scan	5x5x7, dx=8mm, dy=8mm, dz=5mm, Complete/ndx=8mm, dy=8mm, h= 5.00 mm
Phantom	Left head
Device Position	Cheek
Band	GPRS 1900
Signal	Duty Cycle: 2.00 (Crest factor: 2.0)
Frequency (MHz)	1880
Relative permittivity (real part)	40.00
Conductivity (S/m)	1.40

Maximum location: X=-54.00, Y=-55.00

SAR Peak: 0.35 W/kg

SAR 10g (W/Kg)	0.148365
SAR 1g (W/Kg)	0.244452

SURFACE SAR	VOLUME SAR
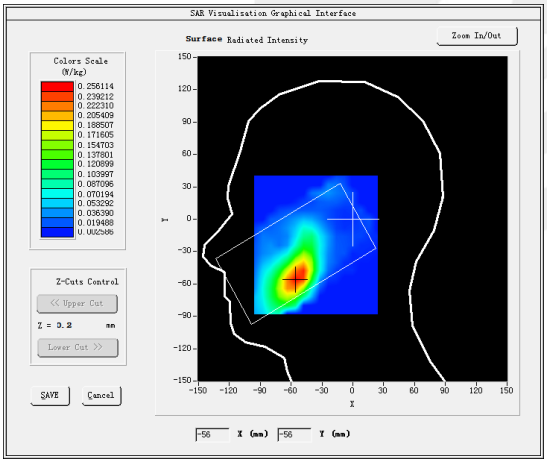	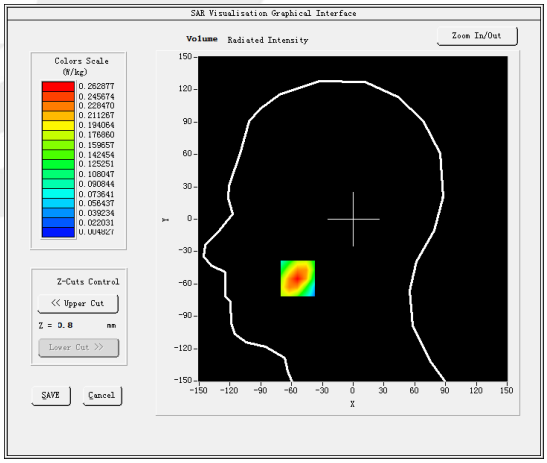
3D screen shot	**Z Axis Scan**
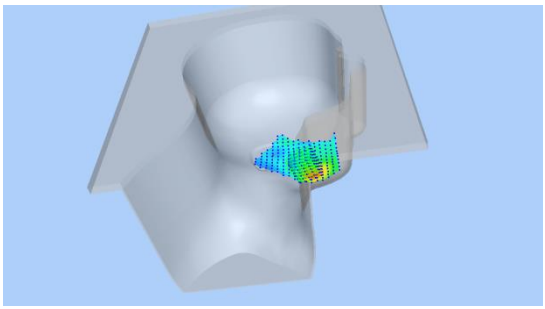	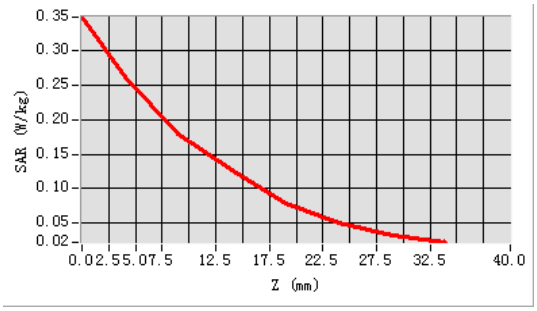

Plot 4: DUT: 5G Smart phone; EUT Model: AGM G2

Test Date	2023-02-02
Probe	SN 07/21 EPGO352
ConvF	1.60
Area Scan	dx=8mm, dy=8mm, h= 5.00 mm
Zoom Scan	5x5x7, dx=8mm, dy=8mm, dz=5mm, Complete/ndx=8mm, dy=8mm, h= 5.00 mm
Phantom	Validation plane
Device Position	Back side
Band	GPRS 1900
Signal	Duty Cycle: 2.00 (Crest factor: 2.0)
Frequency (MHz)	1880
Relative permittivity (real part)	40.00
Conductivity (S/m)	1.40

Maximum location: X=1.00, Y=-24.00
SAR Peak: 0.76 W/kg

SAR 10g (W/Kg)	0.241794
SAR 1g (W/Kg)	0.459621

SURFACE SAR	VOLUME SAR
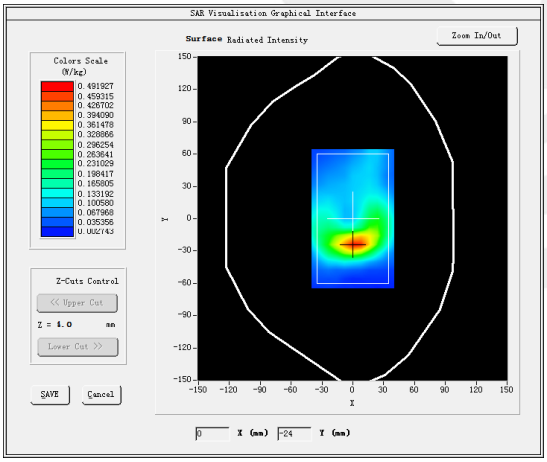	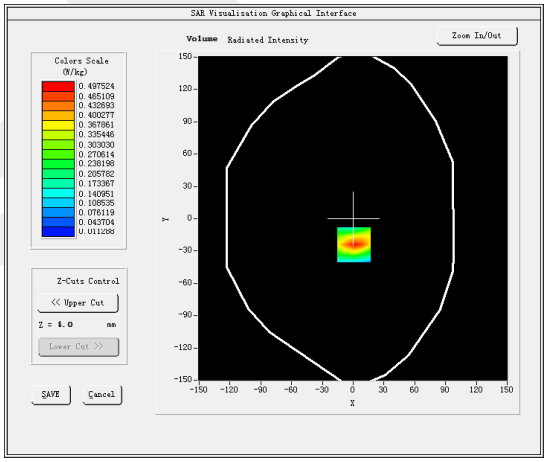
3D screen shot	**Z Axis Scan**
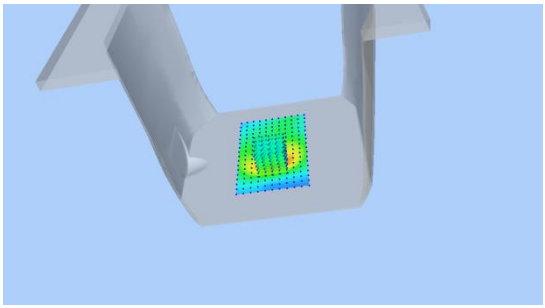	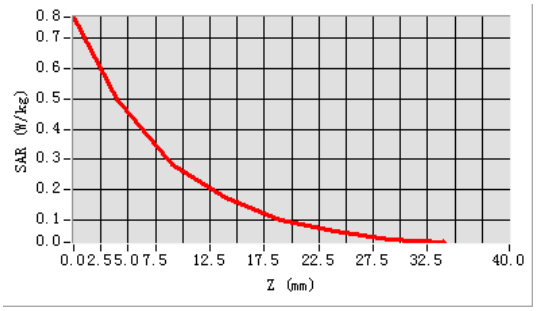

Plot 5: DUT: 5G Smart phone; EUT Model: AGM G2

Test Date	2023-02-01
Probe	SN 07/21 EPGO352
ConvF	1.60
Area Scan	dx=8mm, dy=8mm, h= 5.00 mm
Zoom Scan	5x5x7, dx=8mm, dy=8mm, dz=5mm, Complete/ndx=8mm, dy=8mm, h= 5.00 mm
Phantom	Left head
Device Position	Cheek
Band	WCDMA II
Signal	WCDMA (Crest factor: 1.0)
Frequency (MHz)	1852.4
Relative permittivity (real part)	41.33
Conductivity (S/m)	1.42

Maximum location: X=-55.00, Y=-51.00
SAR Peak: 0.55 W/kg

SAR 10g (W/Kg)	0.214702
SAR 1g (W/Kg)	0.371285

SURFACE SAR	VOLUME SAR
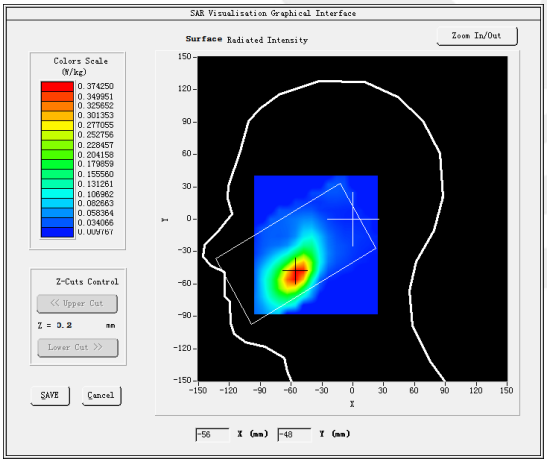	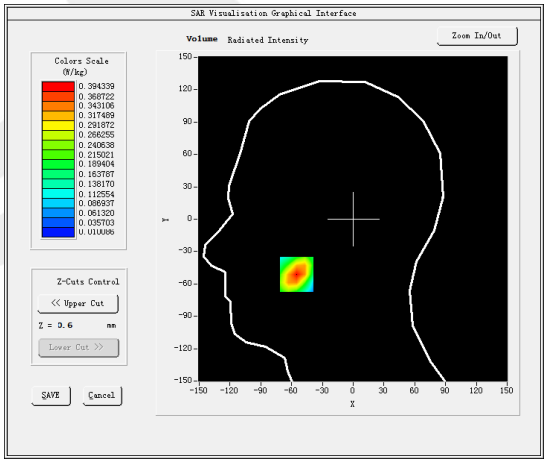
3D screen shot	**Z Axis Scan**
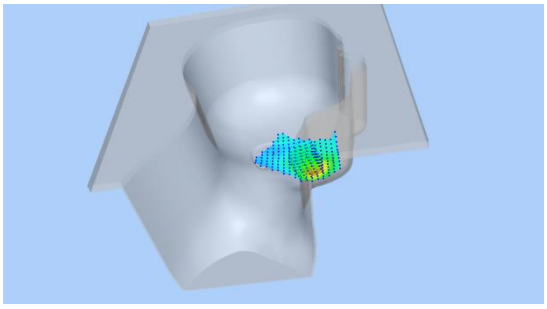	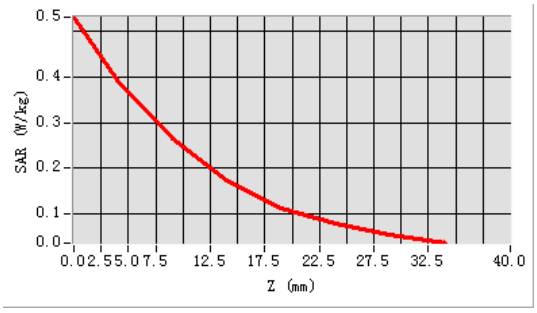

Plot 6: DUT: 5G Smart phone; EUT Model: AGM G2

Test Date	2023-02-01
Probe	SN 07/21 EPGO352
ConvF	1.60
Area Scan	dx=8mm, dy=8mm, h= 5.00 mm
Zoom Scan	5x5x7, dx=8mm, dy=8mm, dz=5mm, Complete/ndx=8mm, dy=8mm, h= 5.00 mm
Phantom	Validation plane
Device Position	Back Side
Band	WCDMA II
Signal	WCDMA (Crest factor: 1.0)
Frequency (MHz)	1852.4
Relative permittivity (real part)	41.33
Conductivity (S/m)	1.42

Maximum location: X=31.00, Y=-19.00
SAR Peak: 0.61 W/kg

SAR 10g (W/Kg)	0.226232
SAR 1g (W/Kg)	0.397453

SURFACE SAR	VOLUME SAR
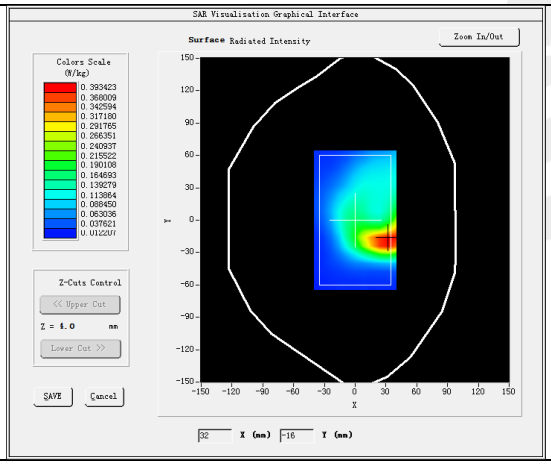	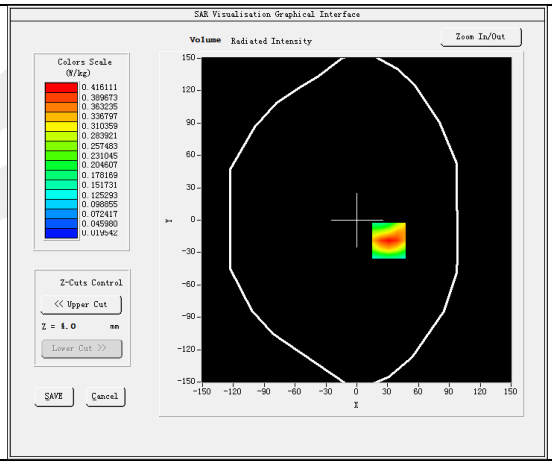
3D screen shot	**Z Axis Scan**
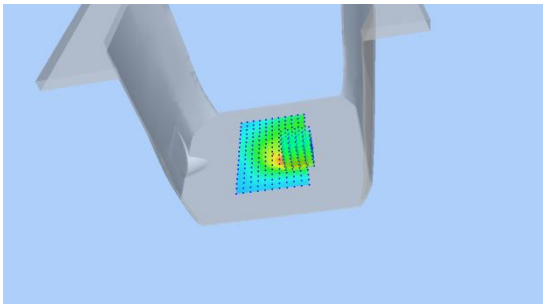	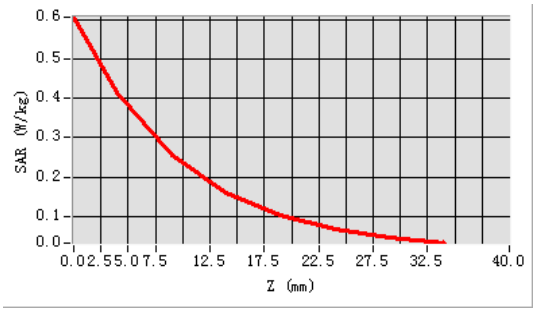

Plot 7: DUT: 5G Smart phone; EUT Model: AGM G2

Test Date	2023-01-12
Probe	SN 07/21 EPGO352
ConvF	1.57
Area Scan	dx=8mm, dy=8mm, h= 5.00 mm
Zoom Scan	5x5x7, dx=8mm, dy=8mm, dz=5mm, Complete/ndx=8mm, dy=8mm, h= 5.00 mm
Phantom	Right head
Device Position	Cheek
Band	WCDMA V
Signal	WCDMA (Crest factor: 1.0)
Frequency (MHz)	846.6
Relative permittivity (real part)	41.38
Conductivity (S/m)	0.93

Maximum location: X=-49.00, Y=-49.00
SAR Peak: 0.37 W/kg

SAR 10g (W/Kg)	0.221521
SAR 1g (W/Kg)	0.291780

SURFACE SAR	VOLUME SAR
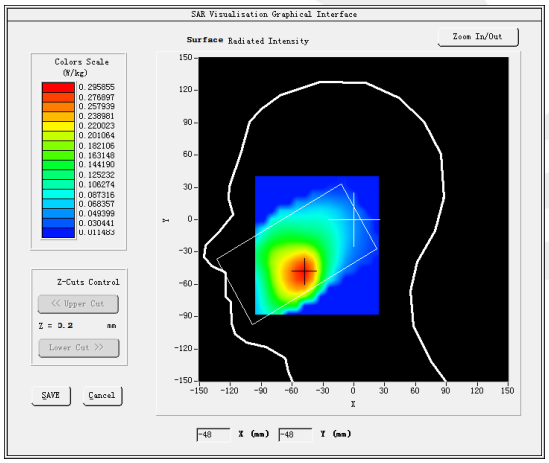	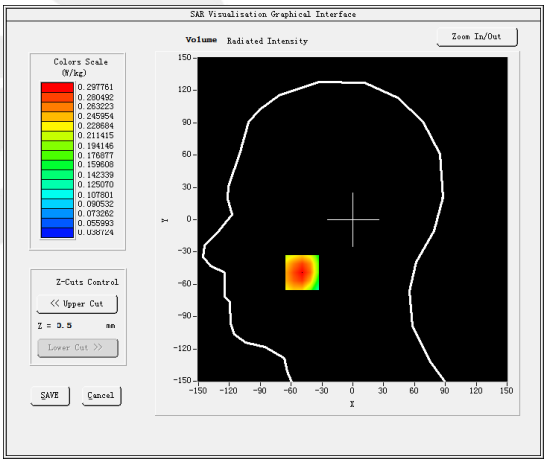
3D screen shot	**Z Axis Scan**
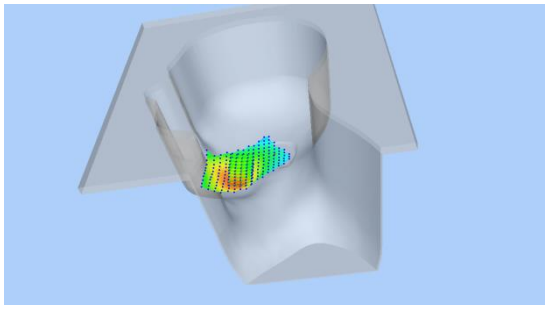	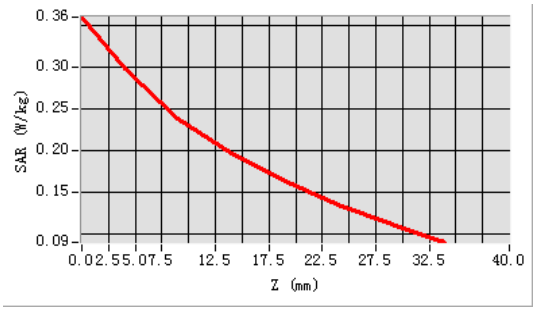

Plot 8: DUT: 5G Smart phone; EUT Model: AGM G2

Test Date	2023-01-12
Probe	SN 07/21 EPGO352
ConvF	1.57
Area Scan	dx=8mm, dy=8mm, h= 5.00 mm
Zoom Scan	5x5x7, dx=8mm, dy=8mm, dz=5mm, Complete/ndx=8mm, dy=8mm, h= 5.00 mm
Phantom	Validation plane
Device Position	Front Side
Band	WCDMA V
Signal	WCDMA (Crest factor: 1.0)
Frequency (MHz)	836.6
Relative permittivity (real part)	41.38
Conductivity (S/m)	0.93

Maximum location: X=-31.00, Y=-10.00
SAR Peak: 0.69 W/kg

SAR 10g (W/Kg)	0.289584
SAR 1g (W/Kg)	0.469932

SURFACE SAR	VOLUME SAR
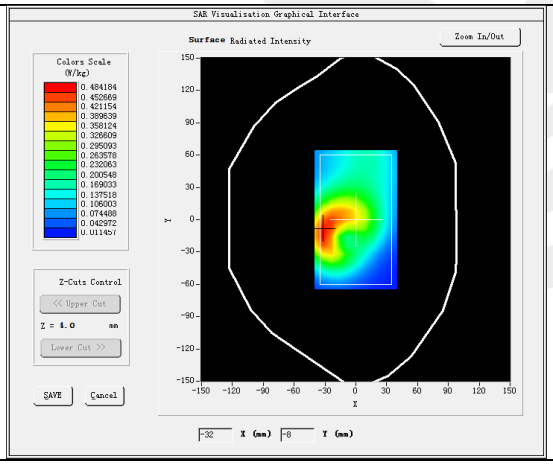	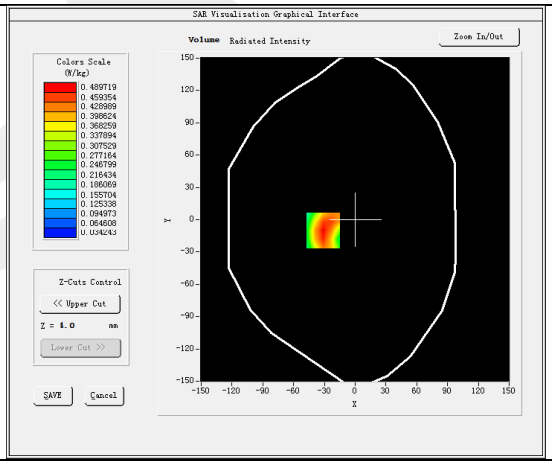
3D screen shot	**Z Axis Scan**
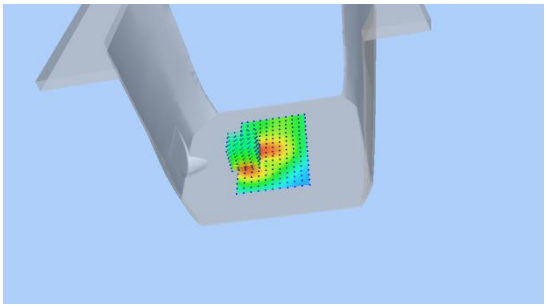	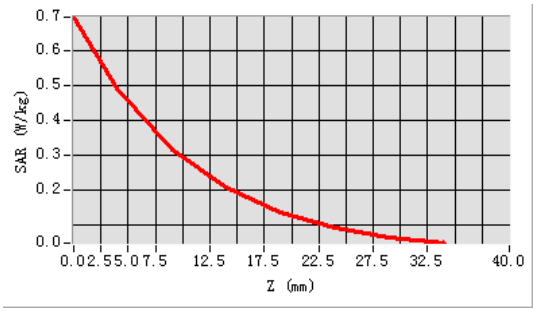

Plot 9: DUT: 5G Smart phone; EUT Model: AGM G2

Test Date	2023-01-13
Probe	SN 07/21 EPGO352
ConvF	1.60
Area Scan	dx=8mm, dy=8mm, h= 5.00 mm
Zoom Scan	5x5x7, dx=8mm, dy=8mm, dz=5mm, Complete/ndx=8mm, dy=8mm, h= 5.00 mm
Phantom	Right head
Device Position	Cheek
Band	WCDMA IV
Signal	WCDMA (Crest factor: 1.0)
Frequency (MHz)	1712.6
Relative permittivity (real part)	40.98
Conductivity (S/m)	1.31

Maximum location: X=-40.00, Y=-56.00
SAR Peak: 0.52 W/kg

SAR 10g (W/Kg)	0.169488
SAR 1g (W/Kg)	0.317148

SURFACE SAR	VOLUME SAR
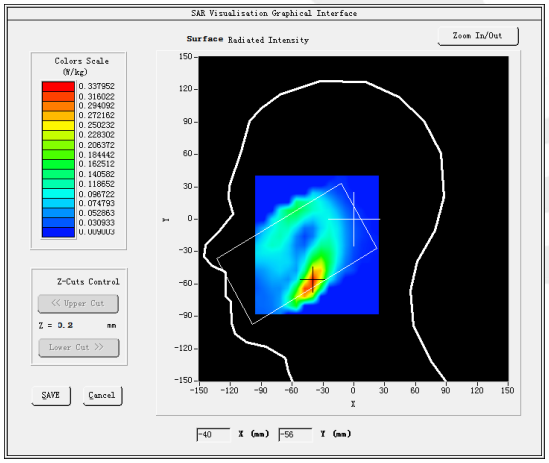	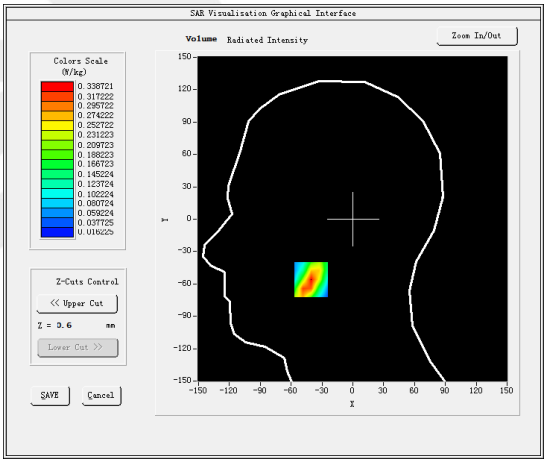
3D screen shot	**Z Axis Scan**
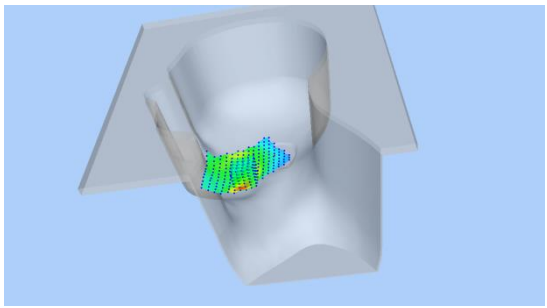	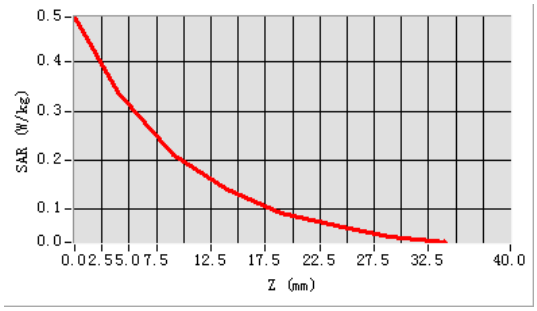

Plot 10: DUT: 5G Smart phone; EUT Model: AGM G2

Test Date	2023-01-13
Probe	SN 07/21 EPGO352
ConvF	1.60
Area Scan	dx=8mm, dy=8mm, h= 5.00 mm
Zoom Scan	5x5x7, dx=8mm, dy=8mm, dz=5mm, Complete/ndx=8mm, dy=8mm, h= 5.00 mm
Phantom	Validation plane
Device Position	Back Side
Band	WCDMA IV
Signal	WCDMA (Crest factor: 1.0)
Frequency (MHz)	1712.6
Relative permittivity (real part)	40.98
Conductivity (S/m)	1.31

Maximum location: X=20.00, Y=-16.00

SAR Peak: 0.79 W/kg

SAR 10g (W/Kg)	0.320900
SAR 1g (W/Kg)	0.530973

SURFACE SAR	VOLUME SAR
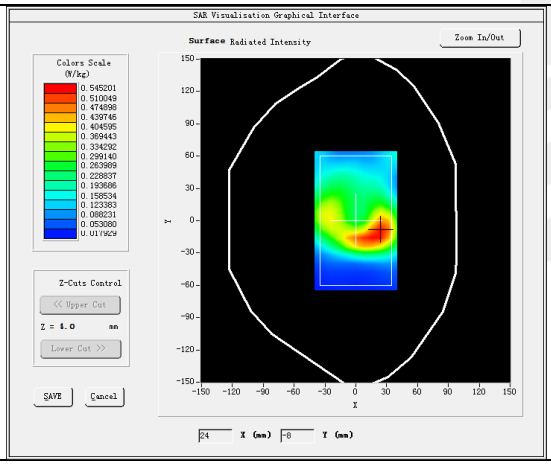	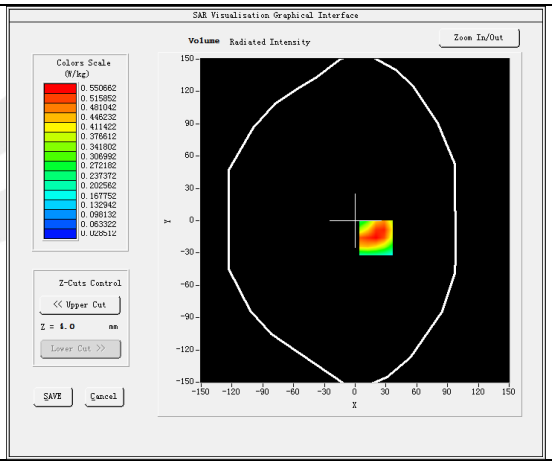
3D screen shot	**Z Axis Scan**
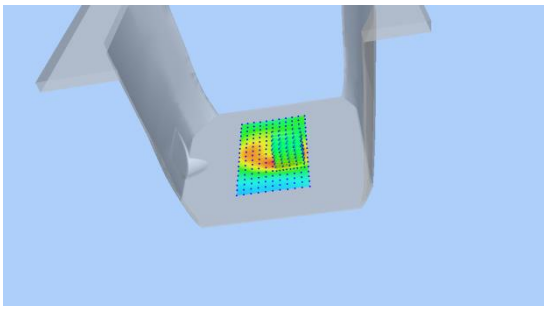	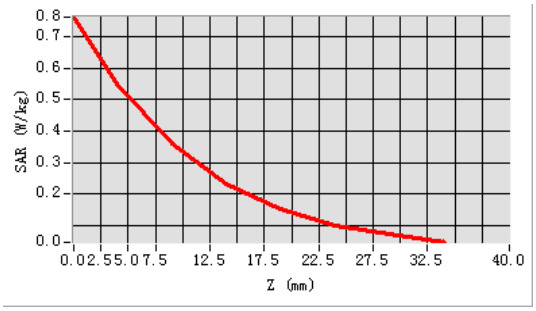

Plot 11: DUT: 5G Smart phone; EUT Model: AGM G2

Test Date	2023-01-11
Probe	SN 07/21 EPGO352
ConvF	1.57
Area Scan	dx=8mm, dy=8mm, h= 5.00 mm
Zoom Scan	5x5x7, dx=8mm, dy=8mm, dz=5mm, Complete/ndx=8mm, dy=8mm, h= 5.00 mm
Phantom	Left head
Device Position	Cheek
Band	CDMA BC0
Signal	CDMA (Crest factor: 1.0)
Frequency (MHz)	824.7
Relative permittivity (real part)	41.53
Conductivity (S/m)	0.89

Maximum location: X=-9.00, Y=-24.00
SAR Peak: 0.37 W/kg

SAR 10g (W/Kg)	0.067119
SAR 1g (W/Kg)	0.143081

SURFACE SAR	VOLUME SAR
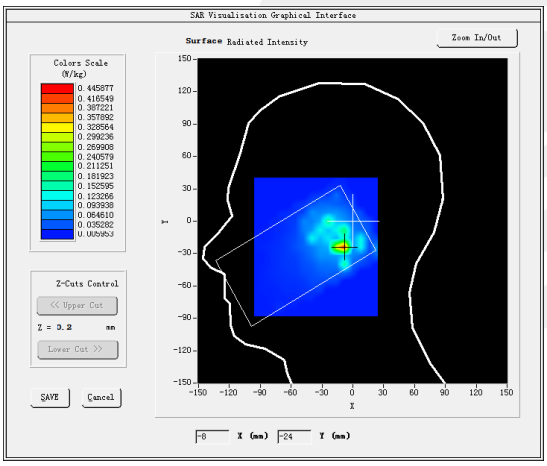	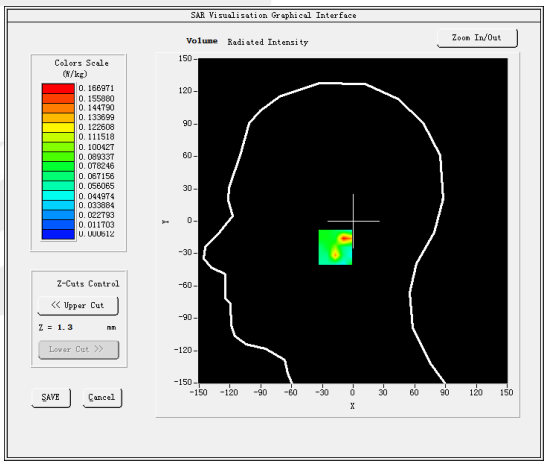
3D screen shot	**Z Axis Scan**
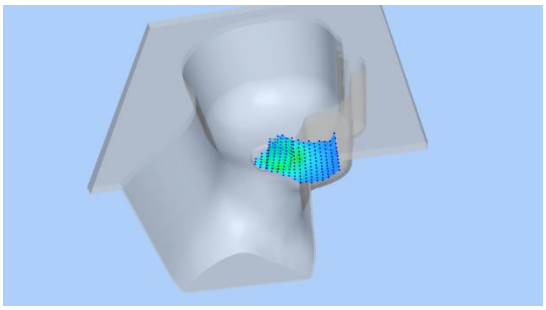	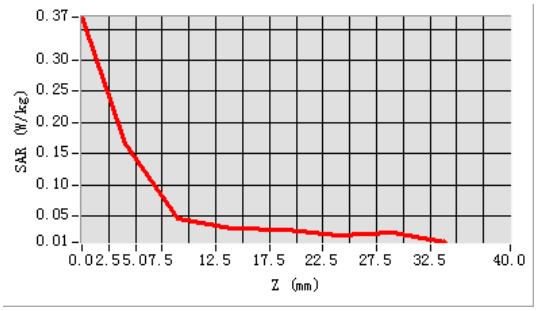

Plot 12: DUT: 5G Smart phone; EUT Model: AGM G2

Test Date	2023-01-11
Probe	SN 07/21 EPGO352
ConvF	1.57
Area Scan	dx=8mm, dy=8mm, h= 5.00 mm
Zoom Scan	5x5x7, dx=8mm, dy=8mm, dz=5mm, Complete/ndx=8mm, dy=8mm, h= 5.00 mm
Phantom	Validation plane
Device Position	Back Side
Band	CDMA BC0
Signal	CDMA (Crest factor: 1.0)
Frequency (MHz)	824.7
Relative permittivity (real part)	41.53
Conductivity (S/m)	0.89

Maximum location: X=-17.00, Y=-33.00
SAR Peak: 0.43 W/kg

SAR 10g (W/Kg)	0.120973
SAR 1g (W/Kg)	0.240208

SURFACE SAR	VOLUME SAR
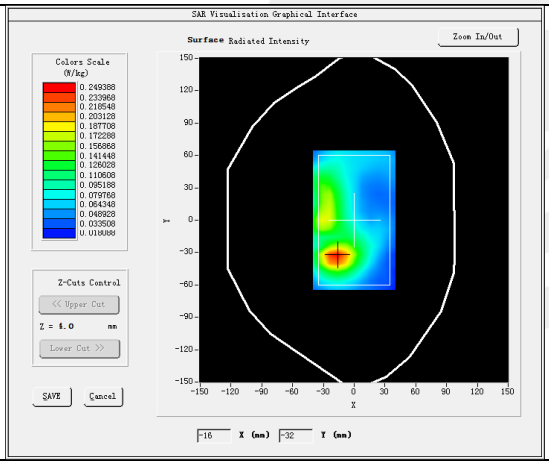	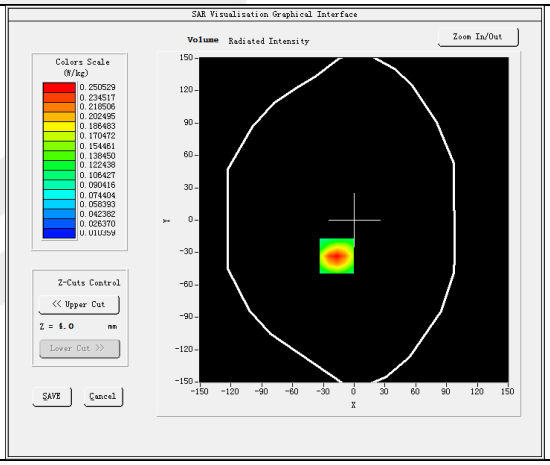
3D screen shot	**Z Axis Scan**
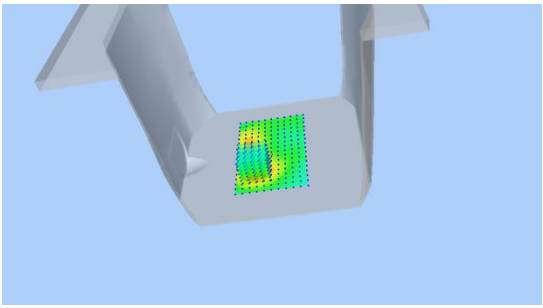	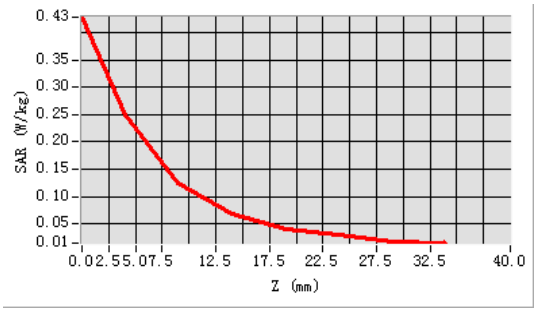

Plot 13: DUT: 5G Smart phone; EUT Model: AGM G2

Test Date	2023-02-02
Probe	SN 07/21 EPGO352
ConvF	1.78
Area Scan	dx=8mm, dy=8mm, h= 5.00 mm
Zoom Scan	5x5x7, dx=8mm, dy=8mm, dz=5mm, Complete/ndx=8mm, dy=8mm, h= 5.00 mm
Phantom	Right head
Device Position	Cheek
Band	CDMA BC1
Signal	CDMA (Crest factor: 1.0)
Frequency (MHz)	1908.75
Relative permittivity (real part)	39.96
Conductivity (S/m)	1.38

Maximum location: X=-39.00, Y=7.00
SAR Peak: 0.13 W/kg

SAR 10g (W/Kg)	0.045112
SAR 1g (W/Kg)	0.076657

SURFACE SAR	VOLUME SAR
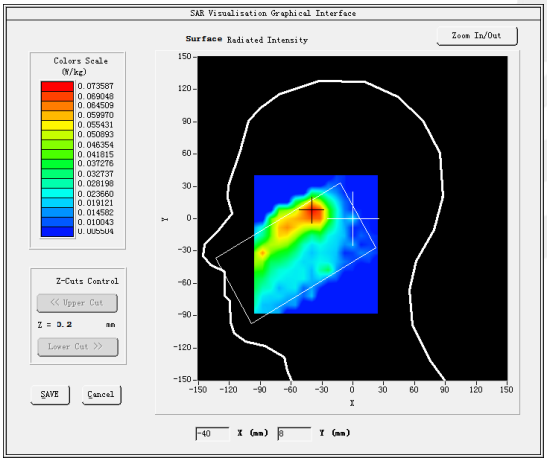	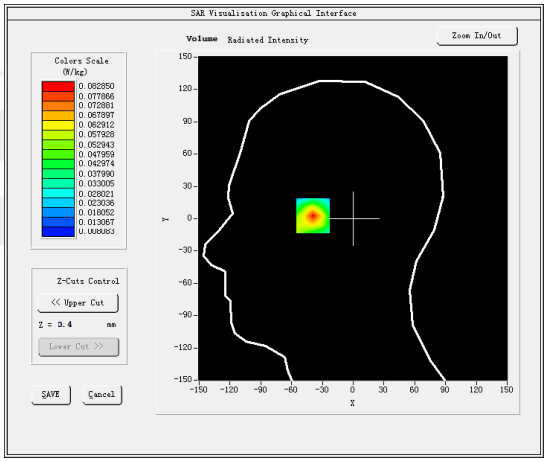
3D screen shot	**Z Axis Scan**
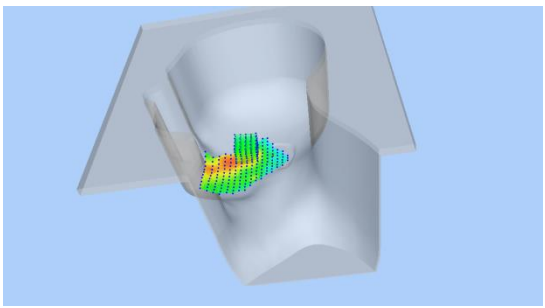	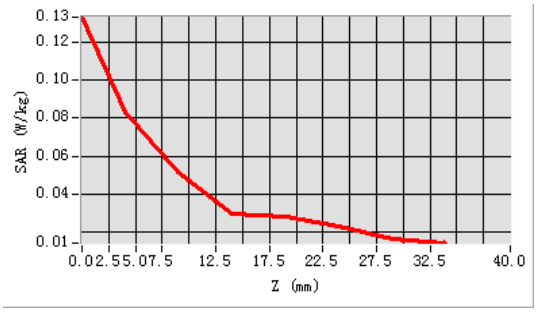

Plot 14: DUT: 5G Smart phone; EUT Model: AGM G2

Test Date	2023-02-02
Probe	SN 07/21 EPGO352
ConvF	1.78
Area Scan	dx=8mm, dy=8mm, h= 5.00 mm
Zoom Scan	5x5x7, dx=8mm, dy=8mm, dz=5mm, Complete/ndx=8mm, dy=8mm, h= 5.00 mm
Phantom	Validation plane
Device Position	Back side
Band	CDMA BC1
Signal	CDMA (Crest factor: 1.0)
Frequency (MHz)	1908.75
Relative permittivity (real part)	39.96
Conductivity (S/m)	1.38

Maximum location: X=-17.00, Y=-9.00
SAR Peak: 0.45 W/kg

SAR 10g (W/Kg)	0.162401
SAR 1g (W/Kg)	0.284572

SURFACE SAR	VOLUME SAR
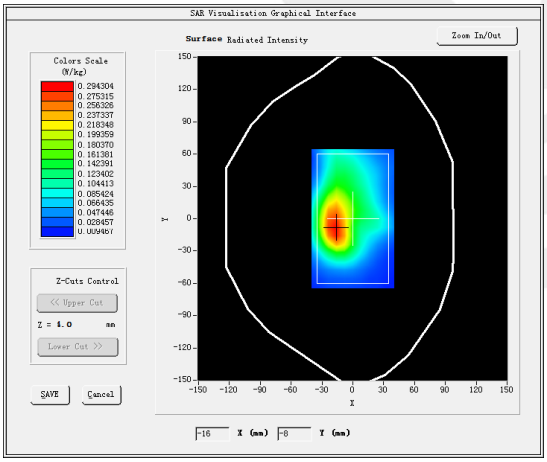	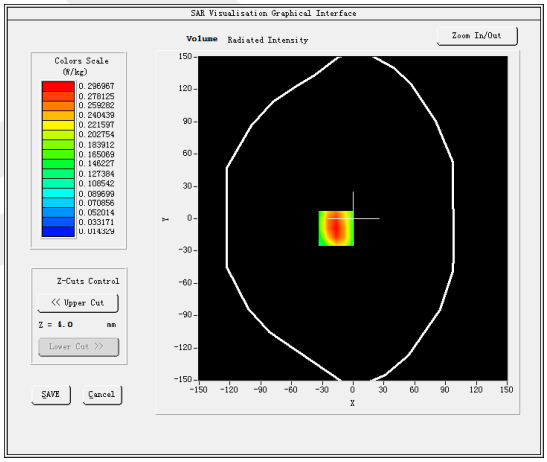
3D screen shot	**Z Axis Scan**
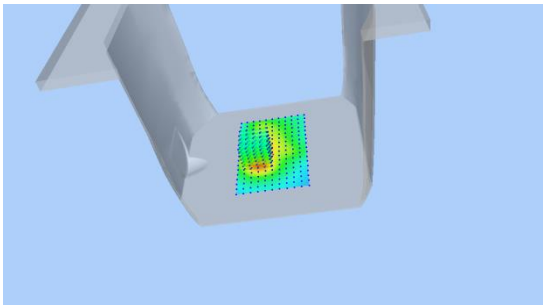	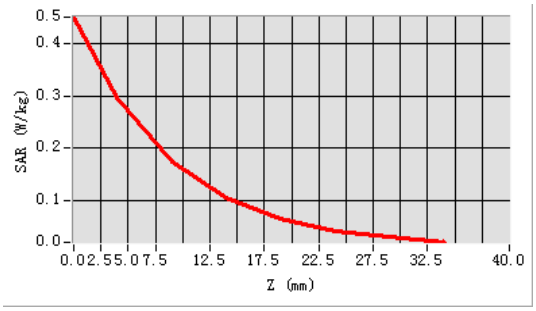

Plot 15: DUT: 5G Smart phone; EUT Model: AGM G2

Test Date	2023-01-11
Probe	SN 07/21 EPGO352
ConvF	1.57
Area Scan	dx=8mm, dy=8mm, h= 5.00 mm
Zoom Scan	5x5x7, dx=8mm, dy=8mm, dz=5mm, Complete/ndx=8mm, dy=8mm, h= 5.00 mm
Phantom	Right head
Device Position	Cheek
Band	CDMA BC10
Signal	CDMA (Crest factor: 1.0)
Frequency (MHz)	822.35
Relative permittivity (real part)	41.91
Conductivity (S/m)	0.93

Maximum location: X=-40.00, Y=1.00
SAR Peak: 0.06 W/kg

SAR 10g (W/Kg)	0.024922
SAR 1g (W/Kg)	0.041190

SURFACE SAR	VOLUME SAR
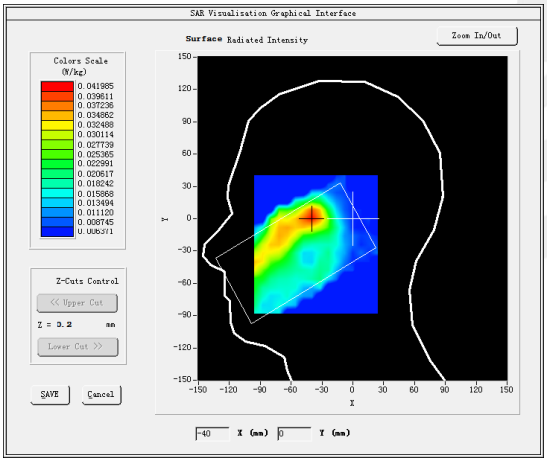	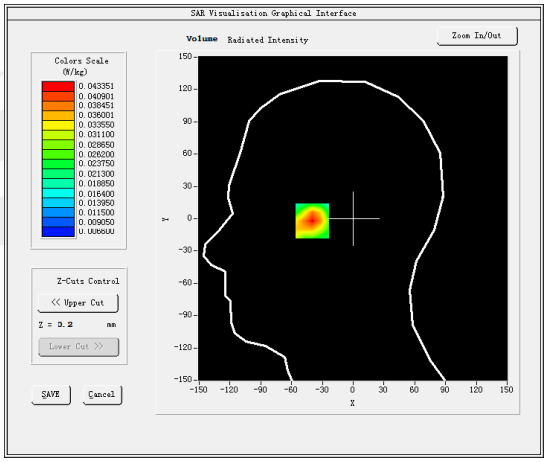
3D screen shot	**Z Axis Scan**
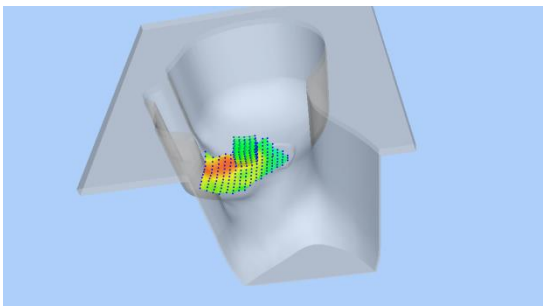	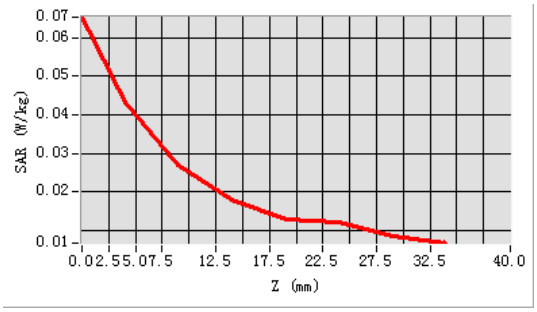

Plot 16: DUT: 5G Smart phone; EUT Model: AGM G2

Test Date	2023-01-11
Probe	SN 07/21 EPGO352
ConvF	1.57
Area Scan	dx=8mm, dy=8mm, h= 5.00 mm
Zoom Scan	5x5x7, dx=8mm, dy=8mm, dz=5mm, Complete/ndx=8mm, dy=8mm, h= 5.00 mm
Phantom	Validation plane
Device Position	Back side
Band	CDMA BC10
Signal	CDMA (Crest factor: 1.0)
Frequency (MHz)	822.35
Relative permittivity (real part)	41.91
Conductivity (S/m)	0.93

Maximum location: X=-16.00, Y=-8.00
SAR Peak: 0.30 W/kg

SAR 10g (W/Kg)	0.084693
SAR 1g (W/Kg)	0.164744

SURFACE SAR	VOLUME SAR
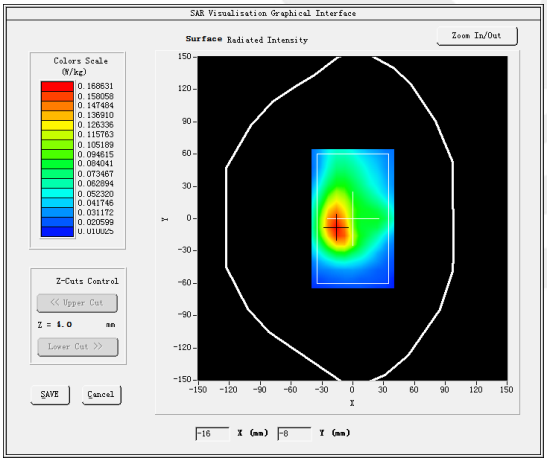	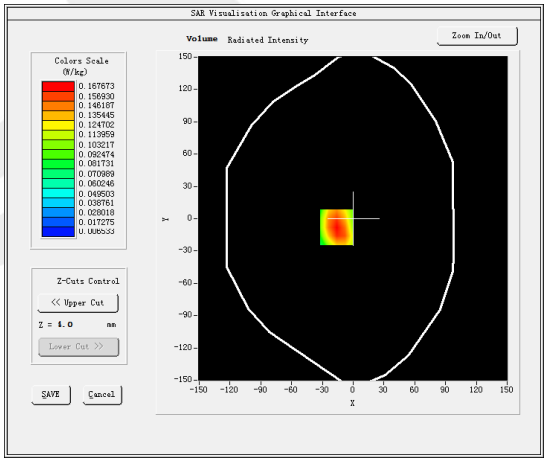
3D screen shot	**Z Axis Scan**
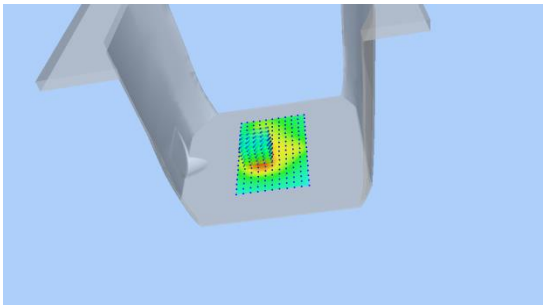	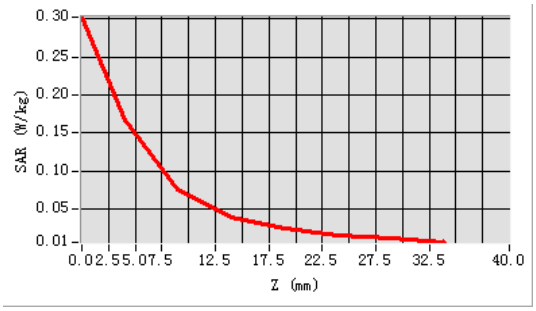

Plot 17: DUT: 5G Smart phone; EUT Model: AGM G2

Test Date	2023-02-03
Probe	SN 07/21 EPGO352
ConvF	1.75
Area Scan	dx=8mm, dy=8mm, h= 5.00 mm
Zoom Scan	5x5x7, dx=8mm, dy=8mm, dz=5mm, Complete/ndx=8mm, dy=8mm, h= 5.00 mm
Phantom	Left head
Device Position	Cheek
Band	IEEE 802.11b ANT 1
Signal	IEEE802.b (Crest factor: 1.0)
Frequency (MHz)	2437
Relative permittivity (real part)	40.23
Conductivity (S/m)	1.82

Maximum location: X=-24.00, Y=15.00
SAR Peak: 0.87 W/kg

SAR 10g (W/Kg)	0.218238
SAR 1g (W/Kg)	0.471012

SURFACE SAR	VOLUME SAR
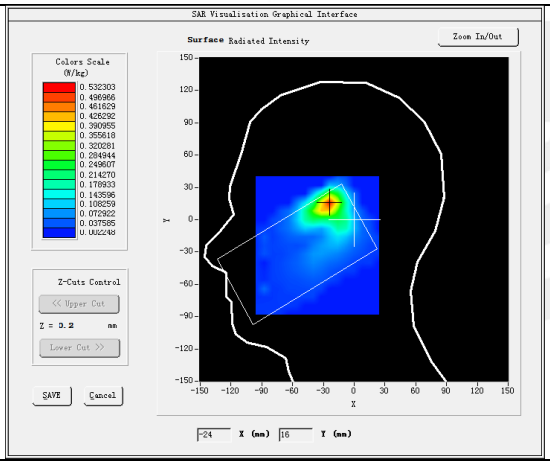	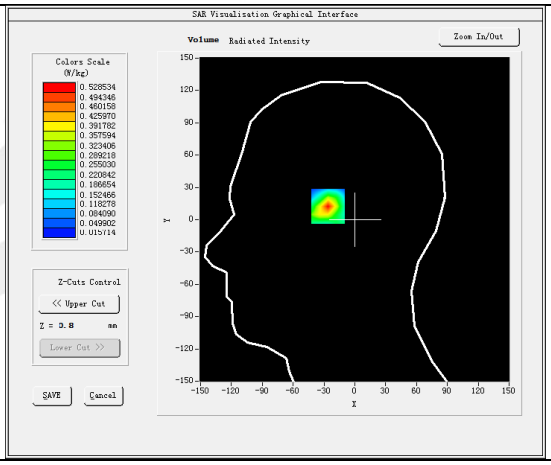
3D	**Z Axis Scan**
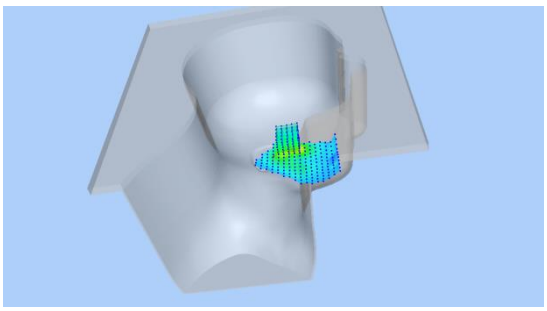	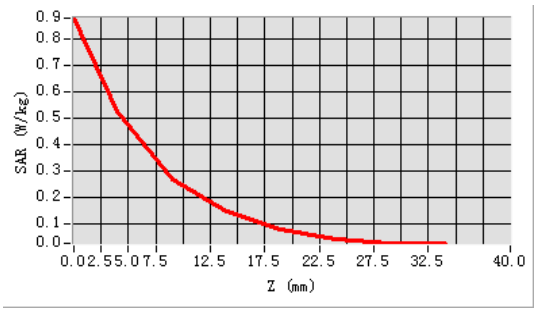

Plot 18: DUT: 5G Smart phone; EUT Model: AGM G2

Test Date	2023-02-03
Probe	SN 07/21 EPGO352
ConvF	1.75
Area Scan	dx=8mm, dy=8mm, h= 5.00 mm
Zoom Scan	5x5x7, dx=8mm, dy=8mm, dz=5mm, Complete/ndx=8mm, dy=8mm, h= 5.00 mm
Phantom	Validation plane
Device Position	Back Side
Band	IEEE 802.11b ANT 1
Signal	IEEE802.b (Crest factor: 1.0)
Frequency (MHz)	2437
Relative permittivity (real part)	40.23
Conductivity (S/m)	1.82

Maximum location: X=24.00, Y=-15.00
SAR Peak: 0.26 W/kg

SAR 10g (W/Kg)	0.073402
SAR 1g (W/Kg)	0.137738

SURFACE SAR	VOLUME SAR
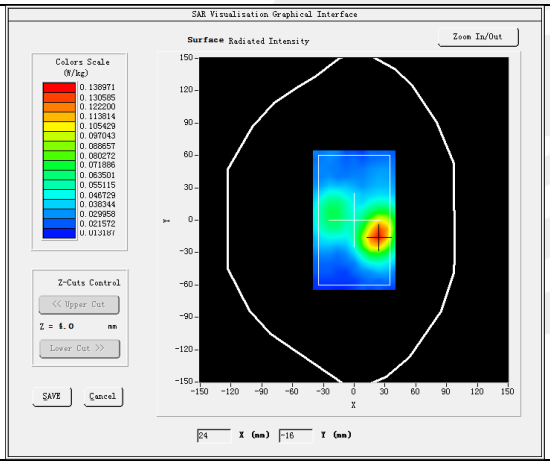	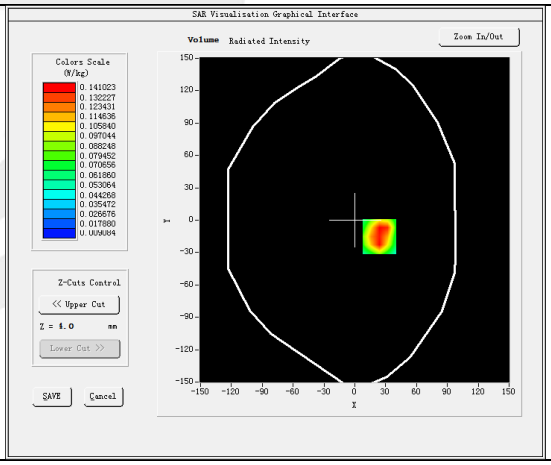
3D	**Z AZxis Scan**
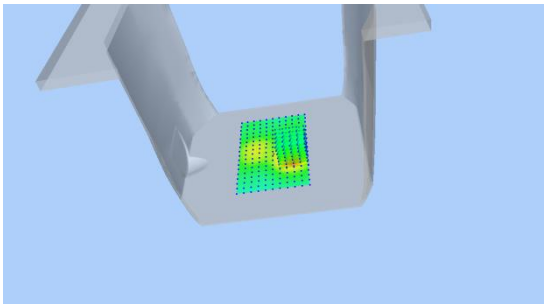	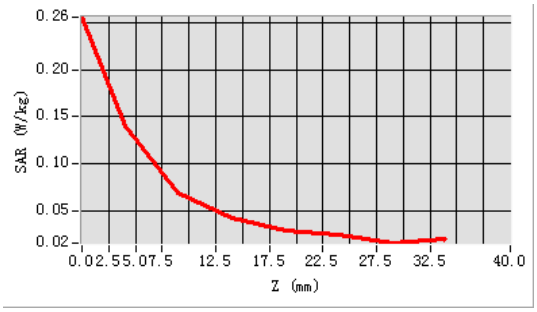

Plot 19: DUT: 5G Smart phone; EUT Model: AGM G2

Test Date	2022-02-03
Probe	SN 07/21 EPGO352
ConvF	1.75
Area Scan	dx=8mm, dy=8mm, h= 5.00 mm
Zoom Scan	5x5x7, dx=8mm, dy=8mm, dz=5mm, Complete/ndx=8mm, dy=8mm, h= 5.00 mm
Phantom	Left Cheek
Device Position	Cheek
Band	IEEE 802.11b ANT 2
Signal	IEEE802.b (Crest factor: 1.0)
Frequency (MHz)	2412
Relative permittivity (real part)	40.25
Conductivity (S/m)	1.76

Maximum location: X=-46.00, Y=0.00
SAR Peak: 0.06 W/kg

SAR 10g (W/Kg)	0.027899
SAR 1g (W/Kg)	0.038841

SURFACE SAR	VOLUME SAR
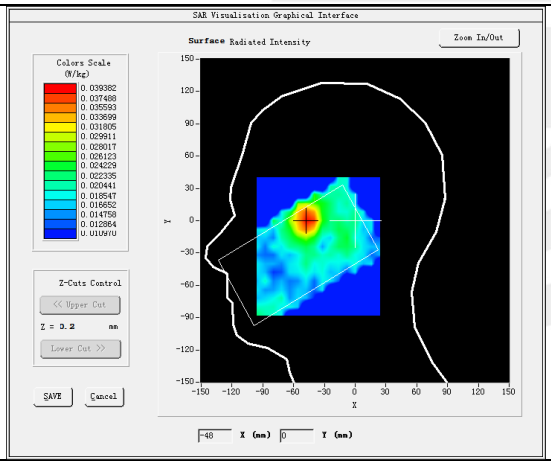	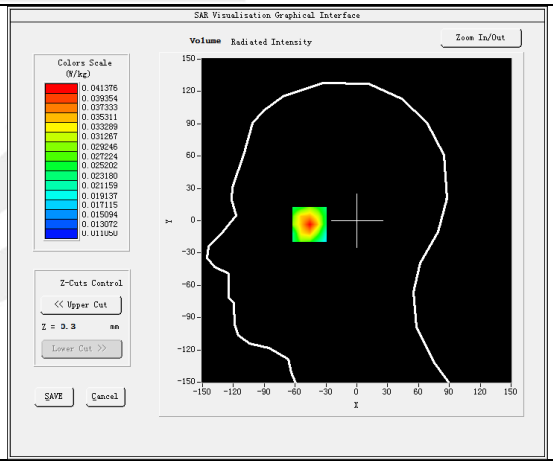
3D	**Z Axis Scan**
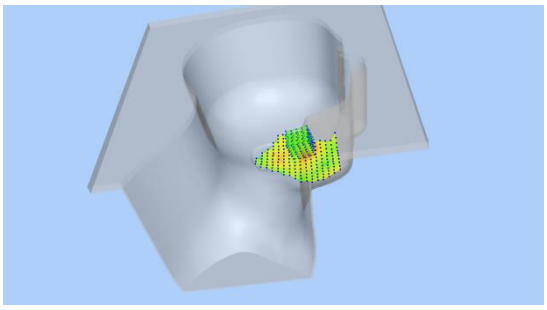	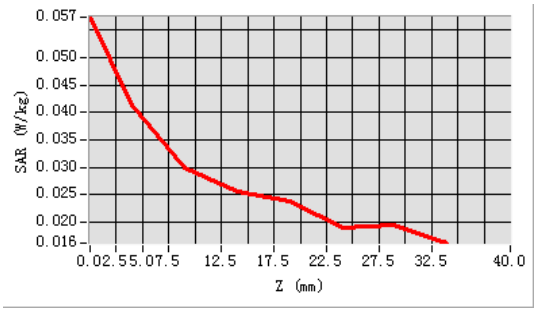

Plot 20: DUT: 5G Smart phone; EUT Model: AGM G2

Test Date	2023-02-03
Probe	SN 07/21 EPGO352
ConvF	1.75
Area Scan	dx=8mm, dy=8mm, h= 5.00 mm
Zoom Scan	5x5x7, dx=8mm, dy=8mm, dz=5mm, Complete/ndx=8mm, dy=8mm, h= 5.00 mm
Phantom	Validation plane
Device Position	Back Side
Band	IEEE 802.11b ANT 2
Signal	IEEE802.b (Crest factor: 1.0)
Frequency (MHz)	2412
Relative permittivity (real part)	40.25
Conductivity (S/m)	1.76

Maximum location: X=23.00, Y=50.00
SAR Peak: 0.06 W/kg

SAR 10g (W/Kg)	0.024512
SAR 1g (W/Kg)	0.034641

SURFACE SAR	VOLUME SAR
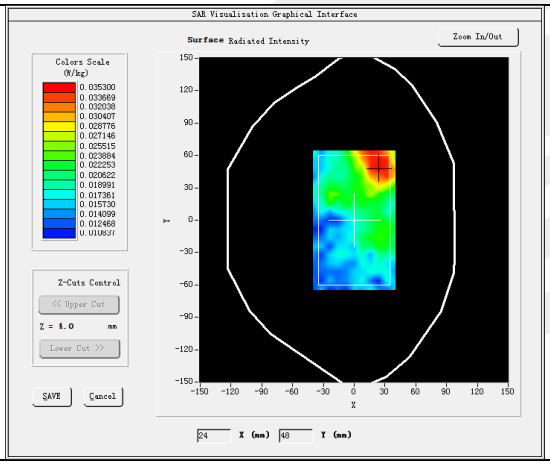	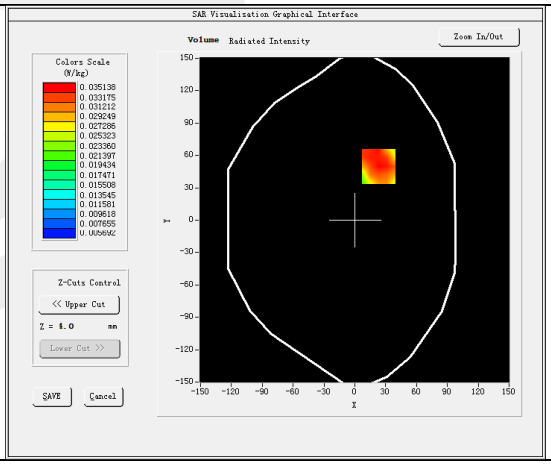
3D	**Z AZxis Scan**
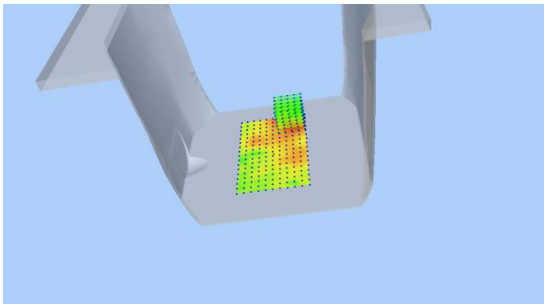	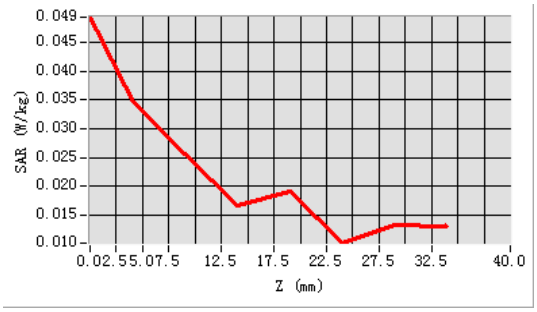

Plot 21: DUT: 5G Smart phone; EUT Model: AGM G2

Test Date	2023-02-03
Probe	SN 07/21 EPGO352
ConvF	1.75
Area Scan	dx=8mm, dy=8mm, h= 5.00 mm
Zoom Scan	5x5x7, dx=8mm, dy=8mm, dz=5mm, Complete/ndx=8mm, dy=8mm, h= 5.00 mm
Phantom	Right Cheek
Device Position	Cheek
Band	IEEE 802.11n20 ANT 1
Signal	IEEE802.n (Crest factor: 1.0)
Frequency (MHz)	2437
Relative permittivity (real part)	40.23
Conductivity (S/m)	1.82

Maximum location: X=-8.00, Y=-17.00
SAR Peak: 0.36 W/kg

SAR 10g (W/Kg)	0.106739
SAR 1g (W/Kg)	0.211861

SURFACE SAR	VOLUME SAR
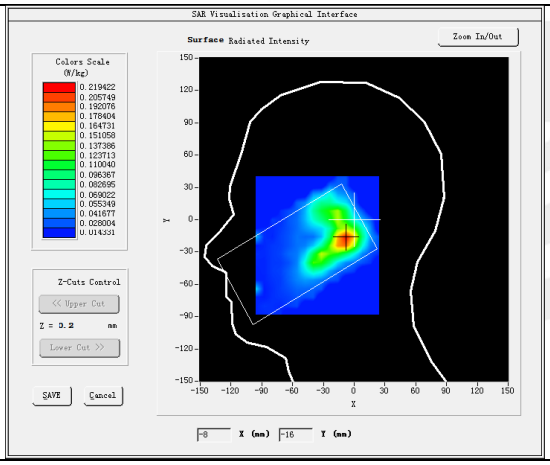	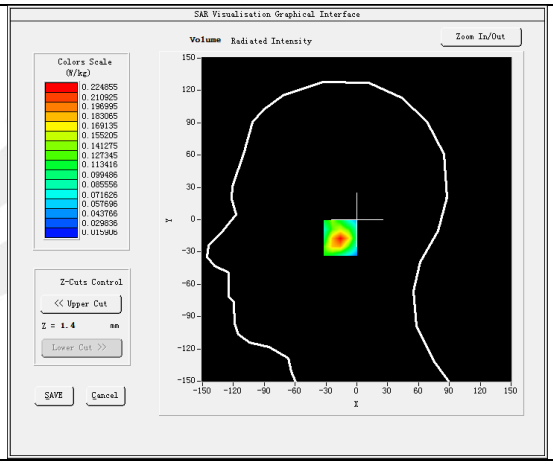
3D	**Z Axis Scan**
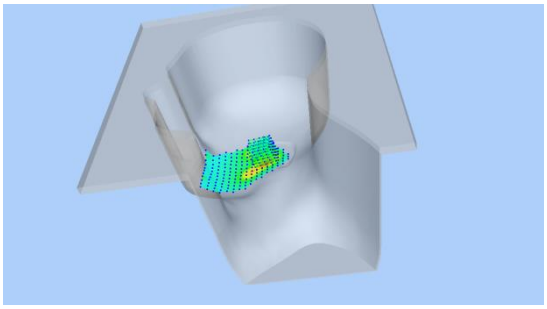	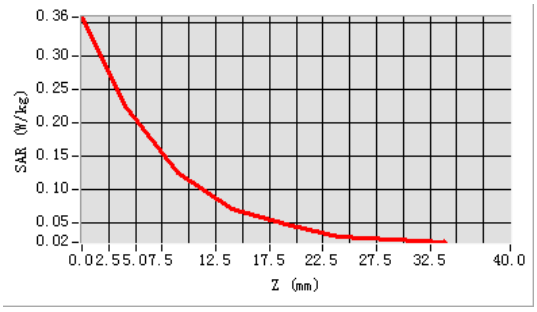

Plot 22: DUT: 5G Smart phone; EUT Model: AGM G2

Test Date	2023-02-03
Probe	SN 07/21 EPGO352
ConvF	1.75
Area Scan	dx=8mm, dy=8mm, h= 5.00 mm
Zoom Scan	5x5x7, dx=8mm, dy=8mm, dz=5mm, Complete/ndx=8mm, dy=8mm, h= 5.00 mm
Phantom	Validation plane
Device Position	Back Side
Band	IEEE 802.11n20 ANT 1
Signal	IEEE802.n (Crest factor: 1.0)
Frequency (MHz)	2437
Relative permittivity (real part)	40.23
Conductivity (S/m)	1.82

Maximum location: X=9.00, Y=27.00
SAR Peak: 0.15 W/kg

SAR 10g (W/Kg)	0.051426
SAR 1g (W/Kg)	0.089618

SURFACE SAR	VOLUME SAR
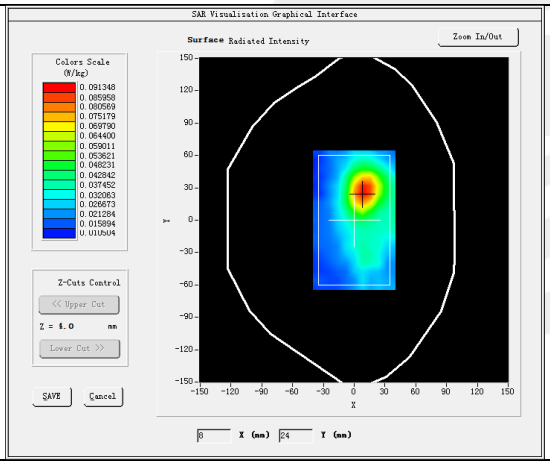	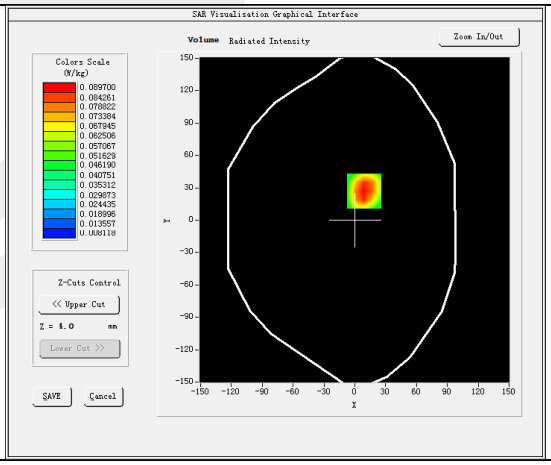
3D	**Z AZxis Scan**
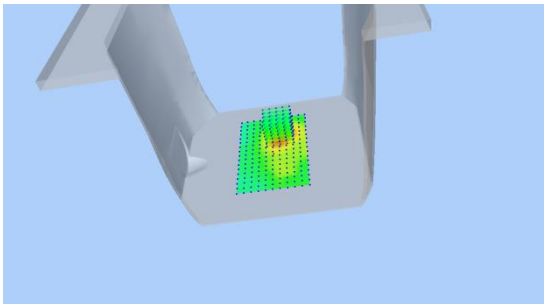	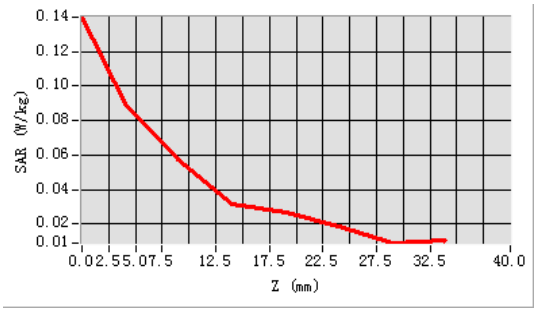

Plot 23: DUT: 5G Smart phone; EUT Model: AGM G2

Test Date	2023-02-03
Probe	SN 07/21 EPGO352
ConvF	1.75
Area Scan	dx=8mm, dy=8mm, h= 5.00 mm
Zoom Scan	5x5x7, dx=8mm, dy=8mm, dz=5mm, Complete/ndx=8mm, dy=8mm, h= 5.00 mm
Phantom	Right Cheek
Device Position	Cheek
Band	IEEE 802.11n20 ANT 2
Signal	IEEE802.n (Crest factor: 1.0)
Frequency (MHz)	2437
Relative permittivity (real part)	40.23
Conductivity (S/m)	1.82

Maximum location: X=-51.00, Y=-54.00
SAR Peak: 0.14 W/kg

SAR 10g (W/Kg)	0.048457
SAR 1g (W/Kg)	0.084288

SURFACE SAR	VOLUME SAR
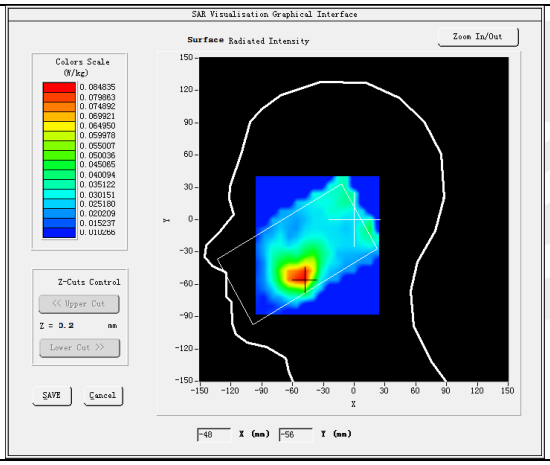	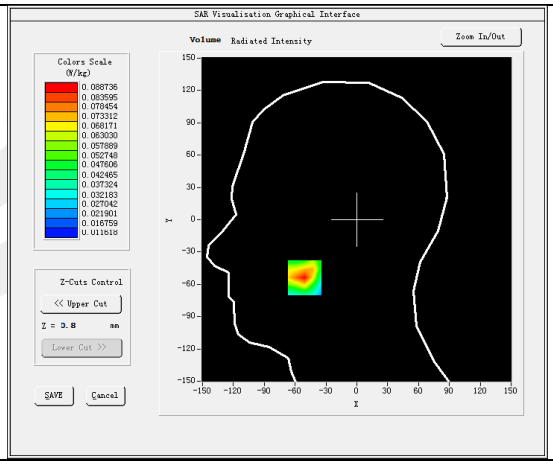
3D	**Z Axis Scan**
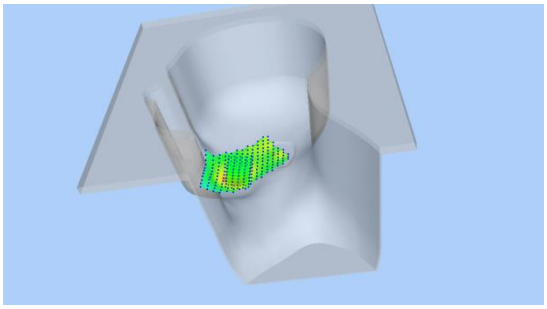	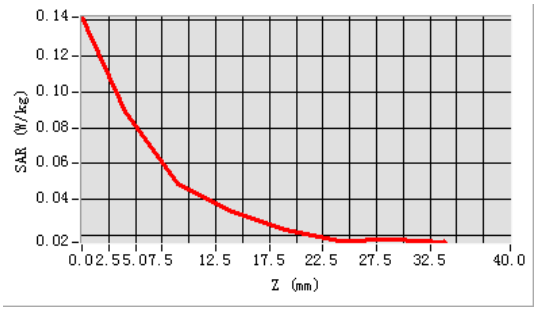

Plot 24: DUT: 5G Smart phone; EUT Model: AGM G2

Test Date	2023-02-03
Probe	SN 07/21 EPGO352
ConvF	1.75
Area Scan	dx=8mm, dy=8mm, h= 5.00 mm
Zoom Scan	5x5x7, dx=8mm, dy=8mm, dz=5mm, Complete/ndx=8mm, dy=8mm, h= 5.00 mm
Phantom	Validation plane
Device Position	Back Side
Band	IEEE 802.11n20 ANT 2
Signal	IEEE802.n (Crest factor: 1.0)
Frequency (MHz)	2437
Relative permittivity (real part)	40.23
Conductivity (S/m)	1.82

Maximum location: X=7.00, Y=-16.00
SAR Peak: 0.10 W/kg

SAR 10g (W/Kg)	0.028263
SAR 1g (W/Kg)	0.045996

SURFACE SAR	VOLUME SAR
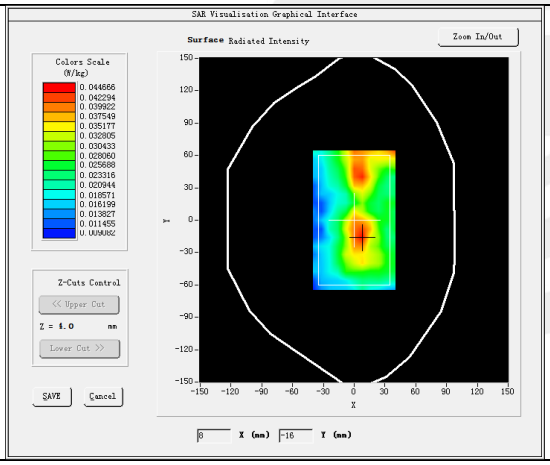	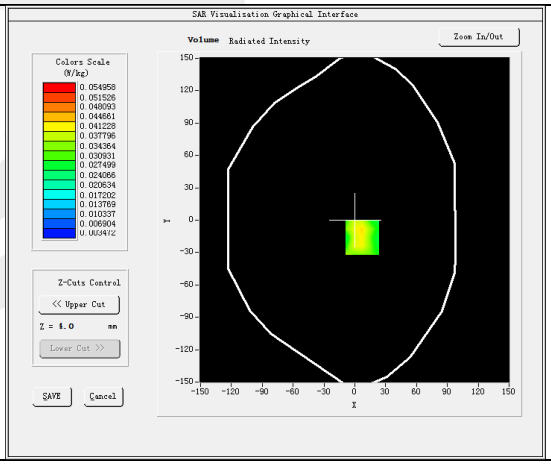
3D	**Z AZxis Scan**
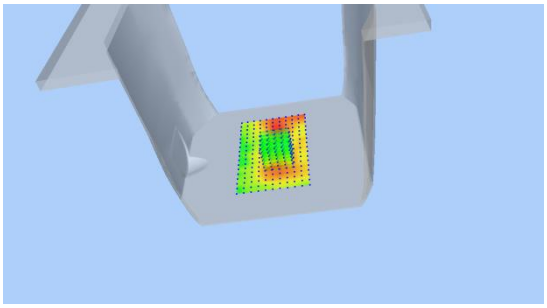	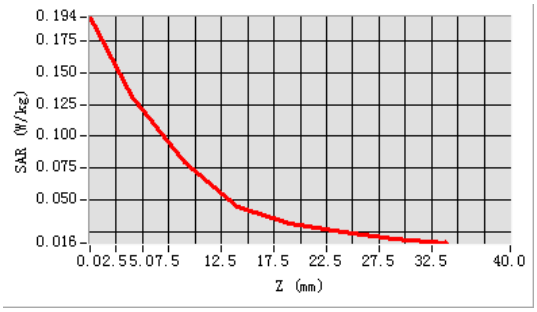

Plot 25: DUT: 5G Smart phone; EUT Model: AGM G2

Test Date	2023-02-14
Probe	SN 07/21 EPGO352
ConvF	1.47
Area Scan	dx=8mm, dy=8mm, h= 5.00 mm
Zoom Scan	7x7x12, dx=4mm, dy=4mm, dz=2mm, Complete/ndx=8mm, dy=8mm, h= 5.00 mm
Phantom	Right head
Device Position	Cheek
Band	IEEE 802.11a ANT 1
Signal	IEEE802.a (Crest factor: 1.0)
Frequency (MHz)	5240
Relative permittivity (real part)	36.55
Conductivity (S/m)	4.66

Maximum location: X=7.00, Y=-19.00
SAR Peak: 0.25 W/kg

SAR 10g (W/Kg)	0.081666
SAR 1g (W/Kg)	0.123153

SURFACE SAR	VOLUME SAR
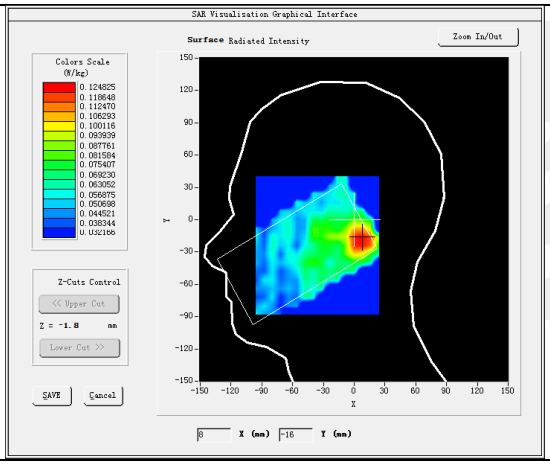	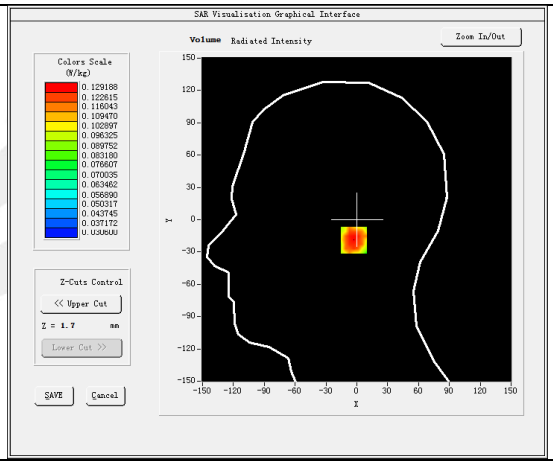
3D	**Z Axis Scan**
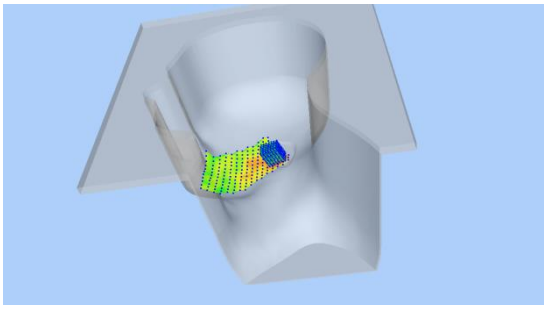	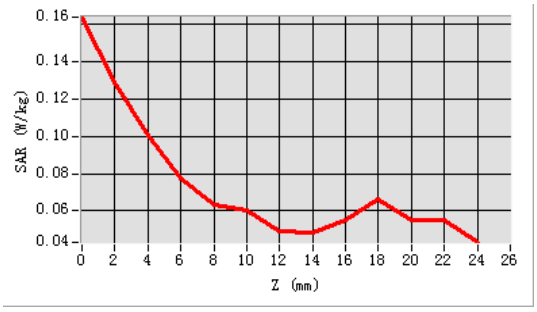

Plot 26: DUT: 5G Smart phone; EUT Model: AGM G2

Test Date	2023-02-14
Probe	SN 07/21 EPGO352
ConvF	1.47
Area Scan	dx=8mm, dy=8mm, h= 5.00 mm
Zoom Scan	7x7x12, dx=4mm, dy=4mm, dz=2mm, Complete/ndx=8mm, dy=8mm, h= 5.00 mm
Phantom	Validation plane
Device Position	Back Side
Band	IEEE 802.11a ANT 1
Signal	IEEE802.a (Crest factor: 1.0)
Frequency (MHz)	5240
Relative permittivity (real part)	36.55
Conductivity (S/m)	4.66

Maximum location: X=-10.00, Y=-24.00
SAR Peak: 0.59 W/kg

SAR 10g (W/Kg)	0.103260
SAR 1g (W/Kg)	0.232787

SURFACE SAR	VOLUME SAR
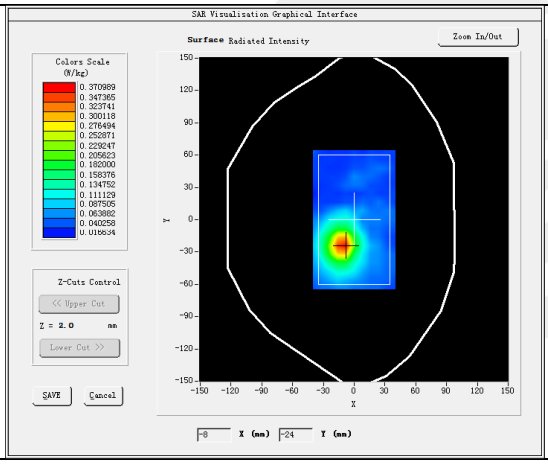	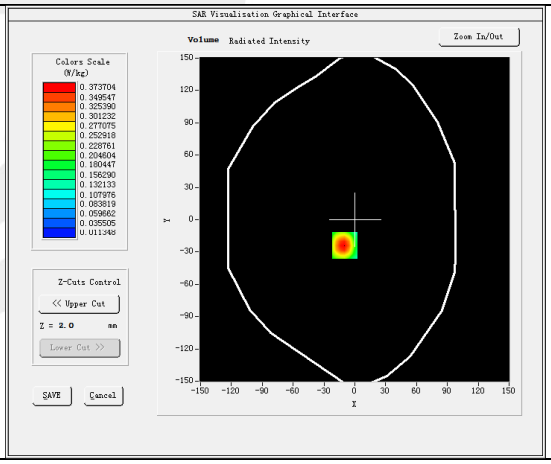
3D	**Z Axis Scan**
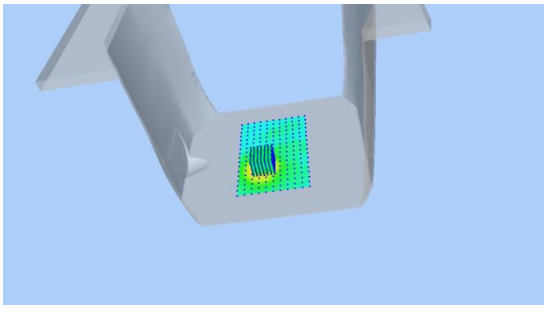	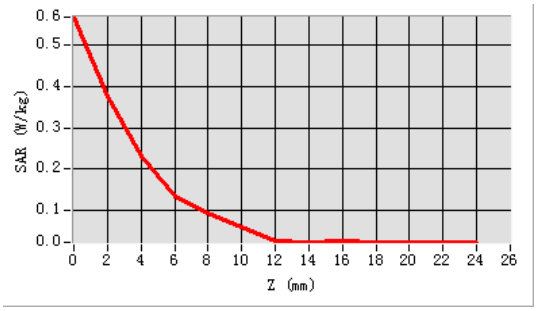

Plot 27: DUT: 5G Smart phone; EUT Model: AGM G2

Test Date	2023-02-14
Probe	SN 07/21 EPGO352
ConvF	1.47
Area Scan	dx=8mm, dy=8mm, h= 5.00 mm
Zoom Scan	7x7x12, dx=4mm, dy=4mm, dz=2mm, Complete/ndx=8mm, dy=8mm, h= 5.00 mm
Phantom	Right head
Device Position	Cheek
Band	IEEE 802.11a ANT 2
Signal	IEEE802.a (Crest factor: 1.0)
Frequency (MHz)	5180
Relative permittivity (real part)	35.87
Conductivity (S/m)	4.64

Maximum location: X=-49.00, Y=-64.00
SAR Peak: 0.32 W/kg

SAR 10g (W/Kg)	0.070599
SAR 1g (W/Kg)	0.137002

SURFACE SAR	VOLUME SAR
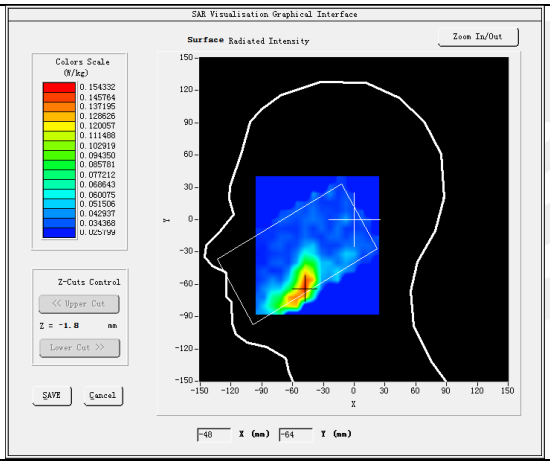	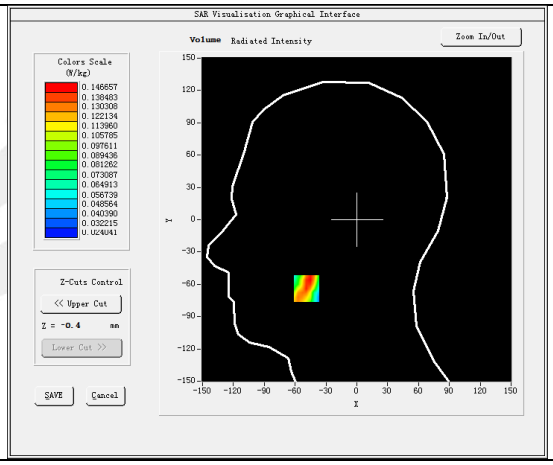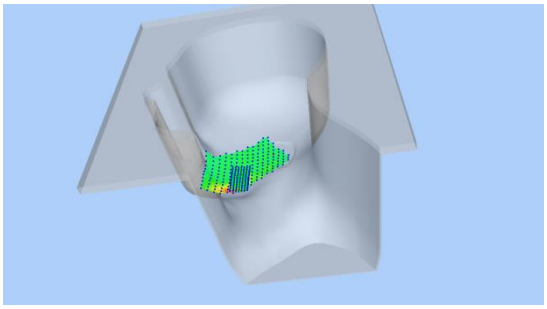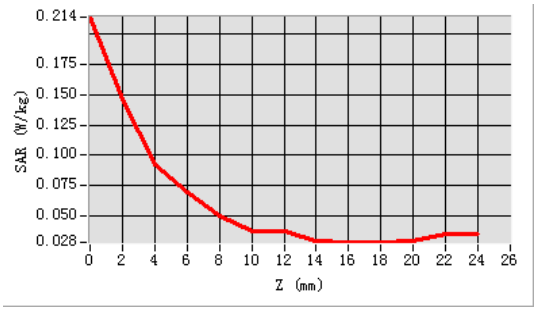
3D	**Z Axis Scan**