Appendix B

RF Test Data for BT LE V5.0(DTS) (Conducted Measurement)

Product Name: Speaker box

Test Model: PWRP3

Environmental Conditions

Temperature:	23.7℃
Relative Humidity:	52.3%
ATM Pressure:	100.0 kPa
Test Engineer:	Kay Hu
Supervised by:	Li Huan

B.1 DTS Bandwidth

Test Result

TestMode	Antenna	Channel	DTS BW [MHz]	FL[MHz]	FH[MHz]	Limit[MHz]	Verdict
BLE_1M	Ant1	2402	0.700	2401.640	2402.340	0.5	PASS
		2440	0.664	2439.668	2440.332	0.5	PASS
		2480	0.668	2479.660	2480.328	0.5	PASS

Test Graphs

BLE_1M_Ant1_2402

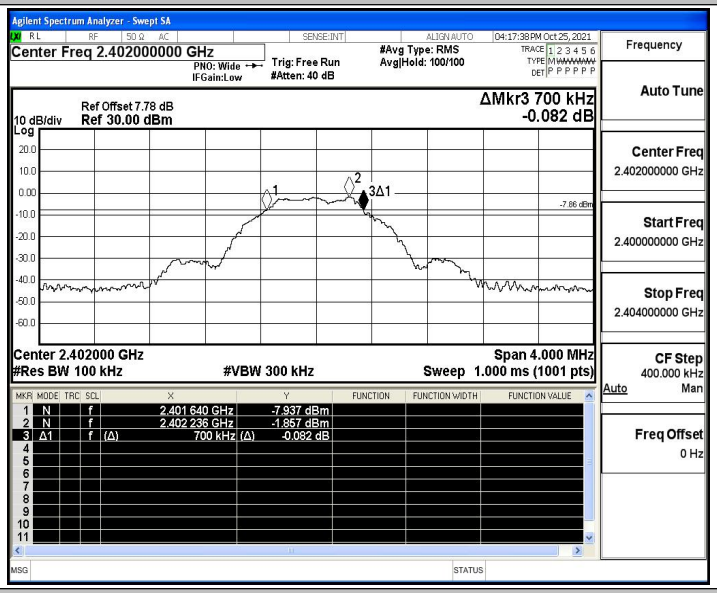

BLE_1M_Ant1_2440

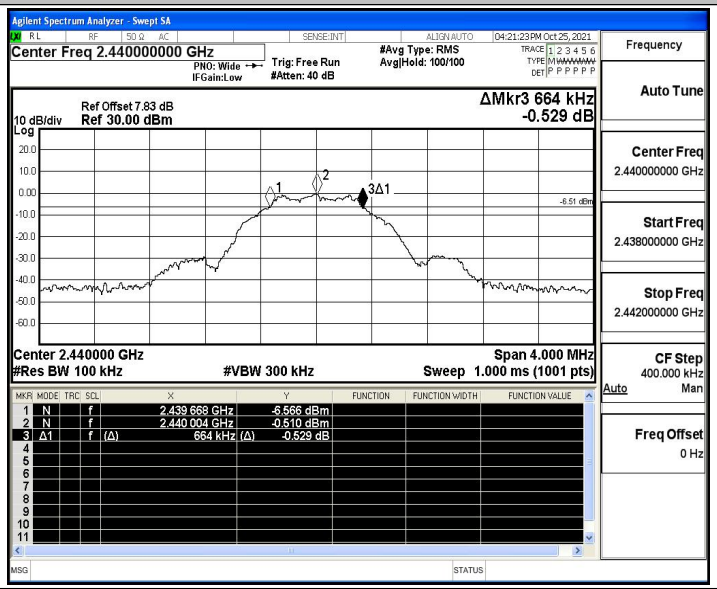

BLE_1M_Ant1_2480

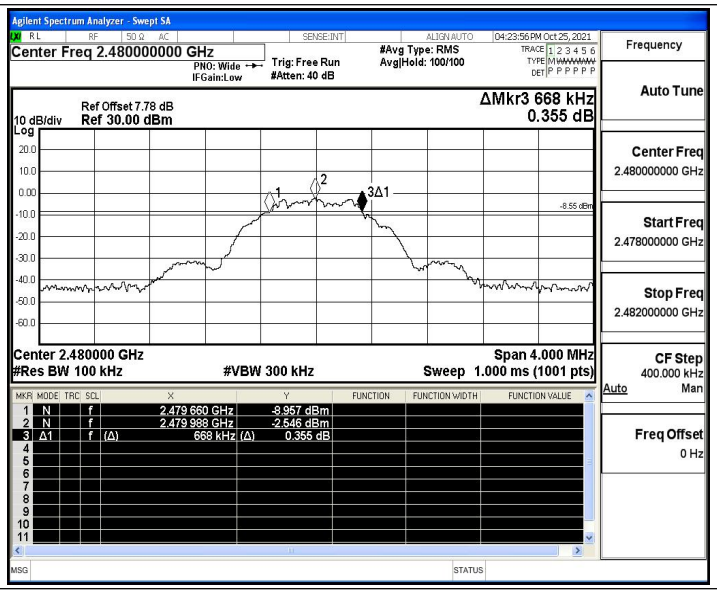
Agilent Spectrum Analyzer - Swept SA
Center Freq 2.480000000 GHz
PNO: Wide
IFGain:Low
Trig: Free Run
#Atten: 40 dB
#Avg Type: RMS
Avg|Hold: 100/100
04:23:56 PM Oct 25, 2021
Ref Offset 7.78 dB
10 dB/div
Ref 30.00 dBm
Log
ΔMkr3 668 kHz
0.355 dB
-8.55 dBm
Center 2.480000 GHz
#Res BW 100 kHz
#VBW 300 kHz
Span 4.000 MHz
Sweep 1.000 ms (1001 pts)
1 N f 2.479 660 GHz -8.957 dBm
2 N f 2.479 988 GHz -2.546 dBm
3 Δ1 f (Δ) 668 kHz (Δ) 0.355 dB
Frequency
Auto Tune
Center Freq
2.480000000 GHz
Start Freq
2.478000000 GHz
Stop Freq
2.482000000 GHz
CF Step
400.000 kHz
Auto Man
Freq Offset
0 Hz

B.2 Maximum peak conducted output power

Test Result

TestMode	Antenna	Channel	Result[dBm]	Limit[dBm]	Verdict
BLE_1M	Ant1	2402	-0.55	≤30	PASS
		2440	0.28	≤30	PASS
		2480	-1.54	≤30	PASS

Test Graphs

BLE_1M_Ant1_2402

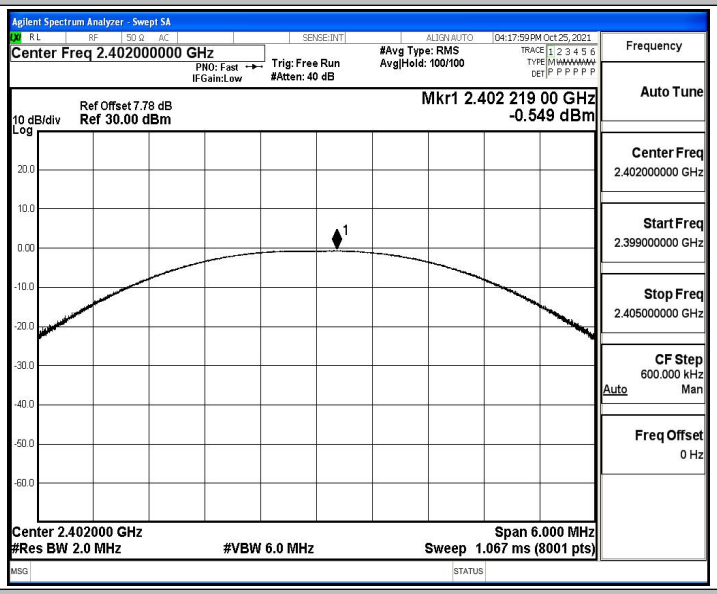

BLE_1M_Ant1_2440

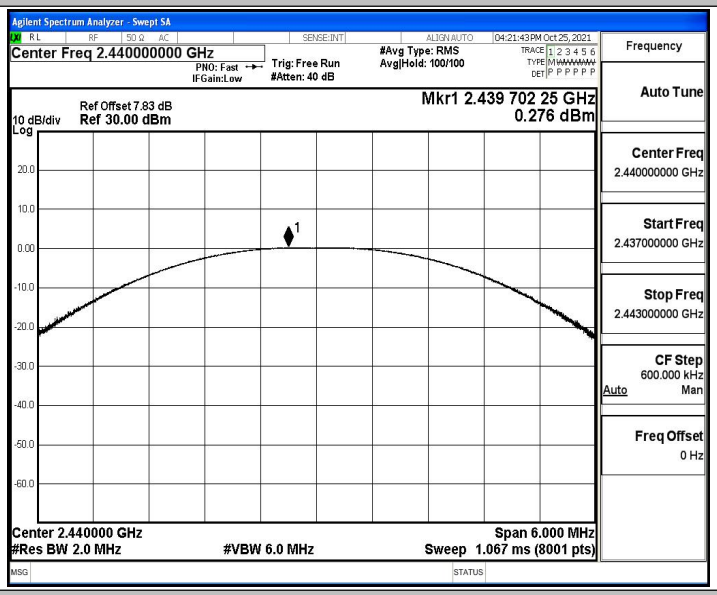

BLE_1M_Ant1_2480

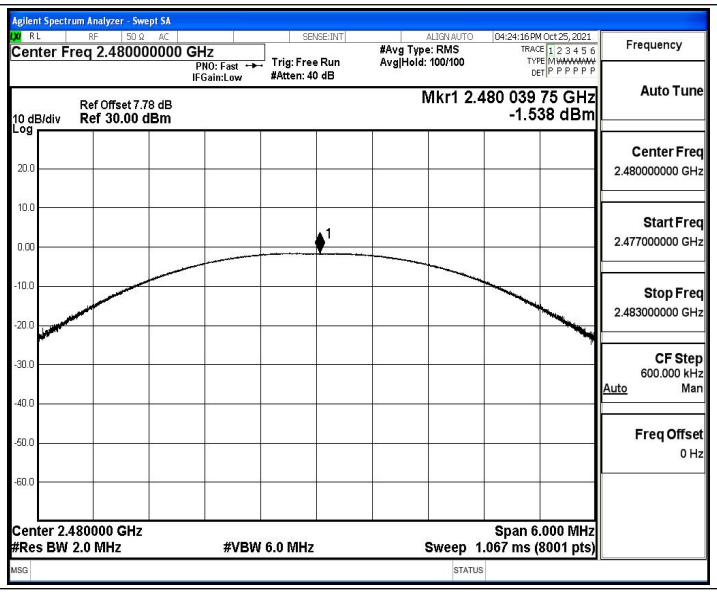
Agilent Spectrum Analyzer - Swept SA
Center Freq 2.480000000 GHz
PNO: Fast
IFGain:Low
Trig: Free Run
#Atten: 40 dB
#Avg Type: RMS
Avg|Hold: 100/100
04:24:16 PM Oct 25, 2021
Ref Offset 7.78 dB
10 dB/div
Ref 30.00 dBm
Log
Mkr1 2.480 039 75 GHz
-1.538 dBm
Center 2.480000 GHz
#Res BW 2.0 MHz
#VBW 6.0 MHz
Span 6.000 MHz
Sweep 1.067 ms (8001 pts)
Frequency
Auto Tune
Center Freq
2.480000000 GHz
Start Freq
2.477000000 GHz
Stop Freq
2.483000000 GHz
CF Step
600.000 kHz
Auto
Man
Freq Offset
0 Hz

B.3 Maximum power spectral density

Test Result

TestMode	Antenna	Channel	Result[dBm/3-100kHz]	Limit[dBm/3kHz]	Verdict
BLE_1M	Ant1	2402	-15.61	≤8	PASS
		2440	-14.77	≤8	PASS
		2480	-16.49	≤8	PASS

Test Graphs

BLE_1M_Ant1_2402

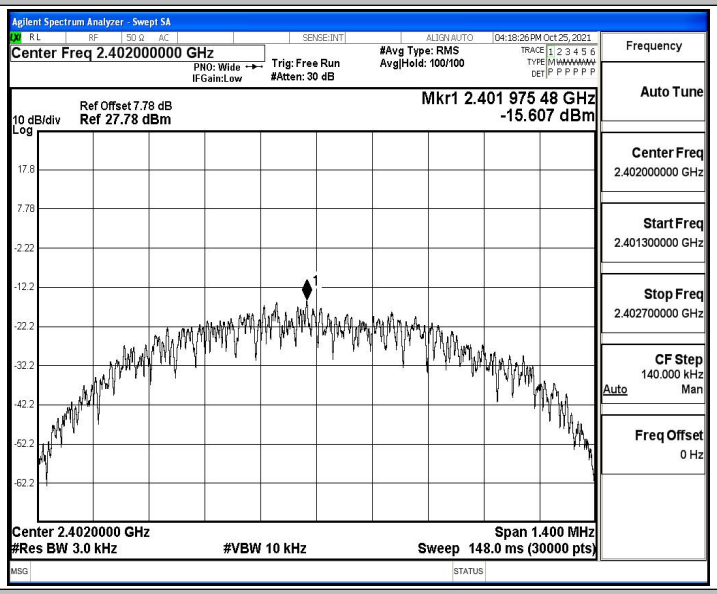

BLE_1M_Ant1_2440

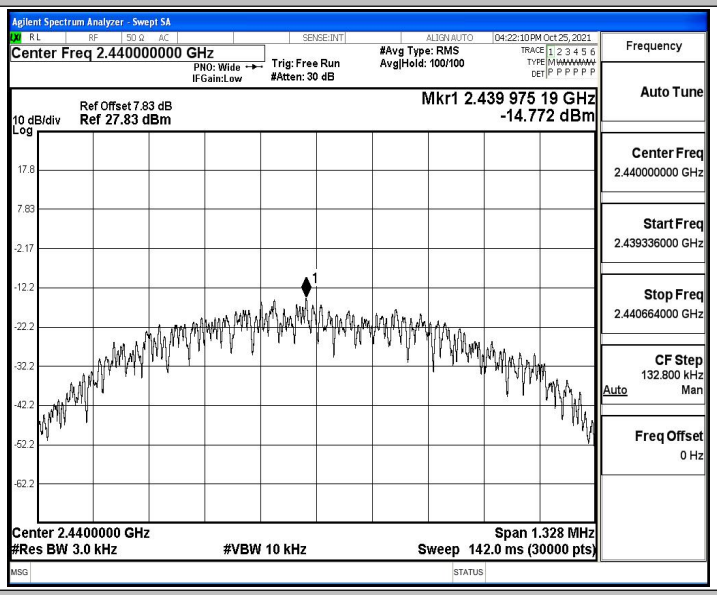

BLE_1M_Ant1_2480

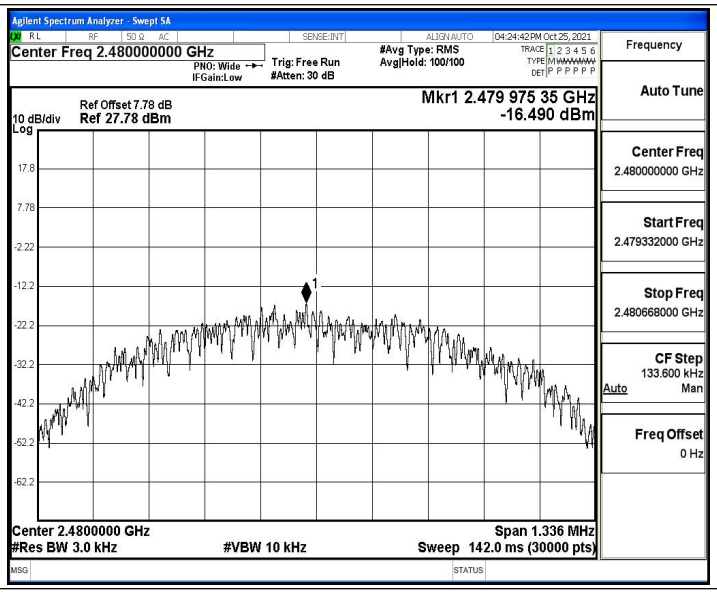
Agilent Spectrum Analyzer - Swept SA
Center Freq 2.480000000 GHz
PNO: Wide
IFGain:Low
Trig: Free Run
#Atten: 30 dB
#Avg Type: RMS
Avg|Hold: 100/100
04:24:42 PM Oct 25, 2021
Ref Offset 7.78 dB
10 dB/div
Ref 27.78 dBm
Log
Mkr1 2.479 975 35 GHz
-16.490 dBm
Center 2.4800000 GHz
#Res BW 3.0 kHz
#VBW 10 kHz
Span 1.336 MHz
Sweep 142.0 ms (30000 pts)
Frequency
Auto Tune
Center Freq
2.480000000 GHz
Start Freq
2.479332000 GHz
Stop Freq
2.480668000 GHz
CF Step
133.600 kHz
Auto
Man
Freq Offset
0 Hz

B.4 Band edge measurements

Test Result

TestMode	Antenna	ChName	Channel	RefLevel[dBm]	Result[dBm]	Limit[dBm]	Verdict
BLE_1M	Ant1	Low	2402	-1.54	-50.05	≤-21.54	PASS
		High	2480	-2.25	-48.6	≤-22.25	PASS

Test Graphs

BLE_1M_Ant1_Low_2402

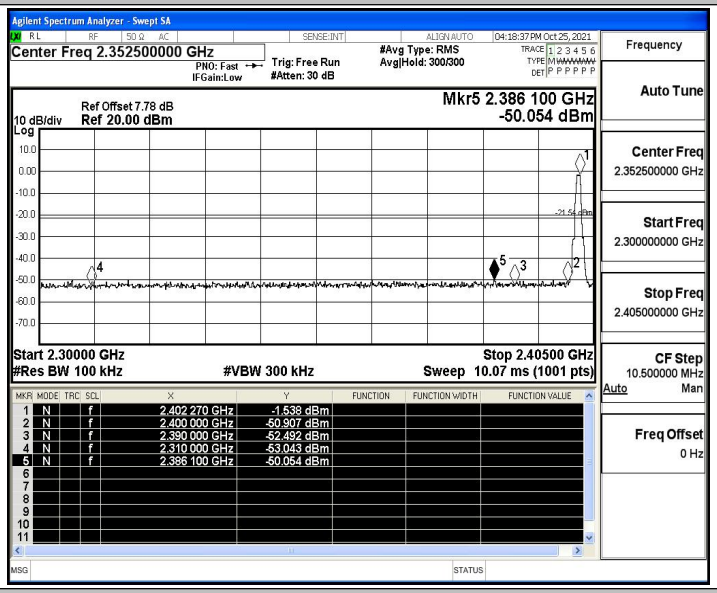

BLE_1M_Ant1_High_2480

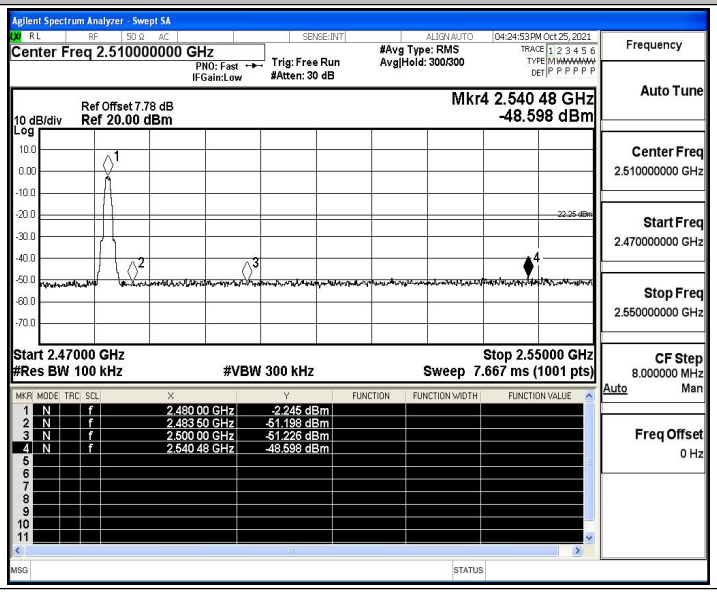

B.5 Conducted Spurious Emission

Test Result

TestMode	Antenna	Channel	FreqRange [MHz]	RefLevel [dBm]	Result[dBm]	Limit[dBm]	Verdict
BLE_1M	Ant1	2402	Reference	-1.45	-1.45	---	PASS
			30~1000	-1.45	-61.86	≤-21.45	PASS
			1000~26500	-1.45	-47.19	≤-21.45	PASS
		2440	Reference	-0.86	-0.86	---	PASS
			30~1000	-0.86	-60.59	≤-20.86	PASS
			1000~26500	-0.86	-47.09	≤-20.86	PASS
		2480	Reference	-2.38	-2.38	---	PASS
			30~1000	-2.38	-62.02	≤-22.38	PASS
			1000~26500	-2.38	-47.6	≤-22.38	PASS

Test Graphs

BLE_1M_Ant1_2402_0~Reference

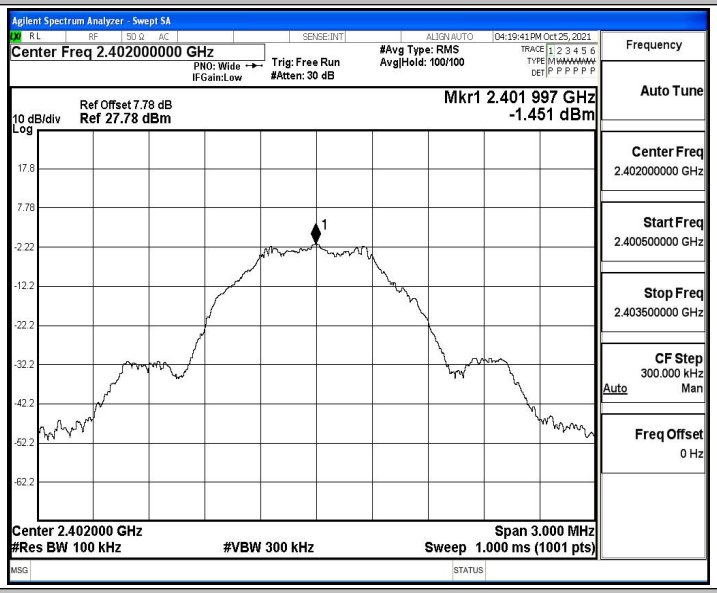

BLE_1M_Ant1_2402_30~1000

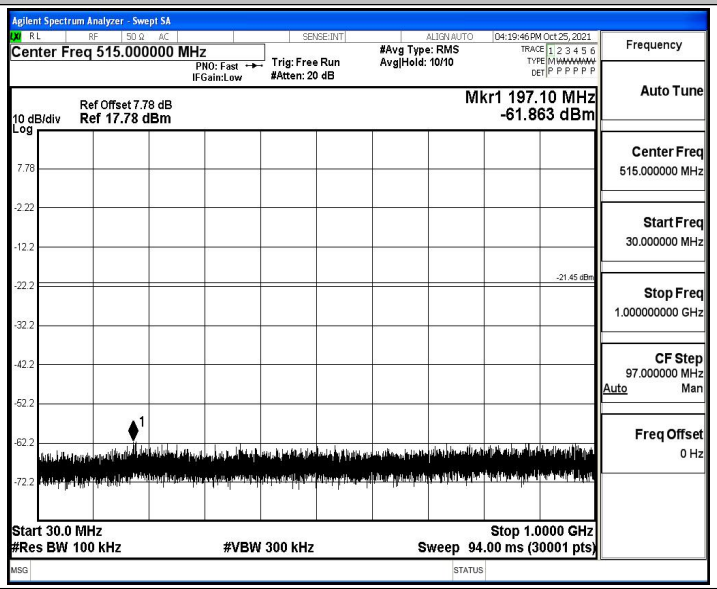

BLE_1M_Ant1_2402_1000~26500

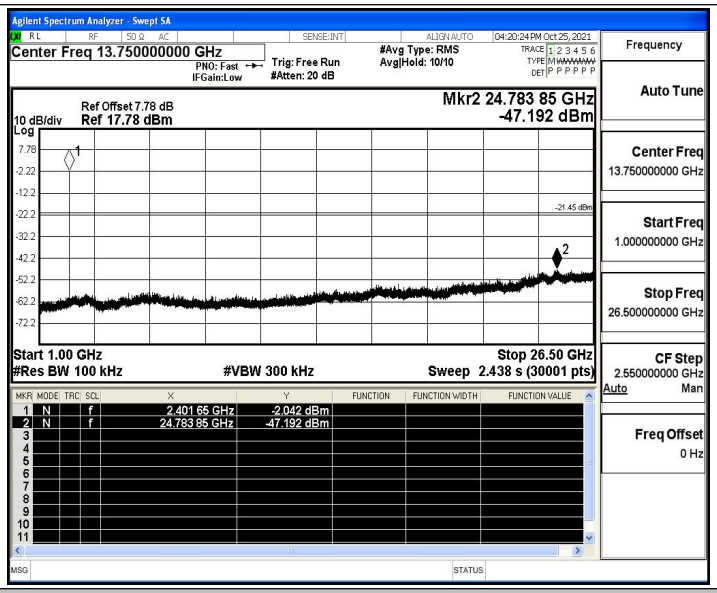

BLE_1M_Ant1_2440_0~Reference

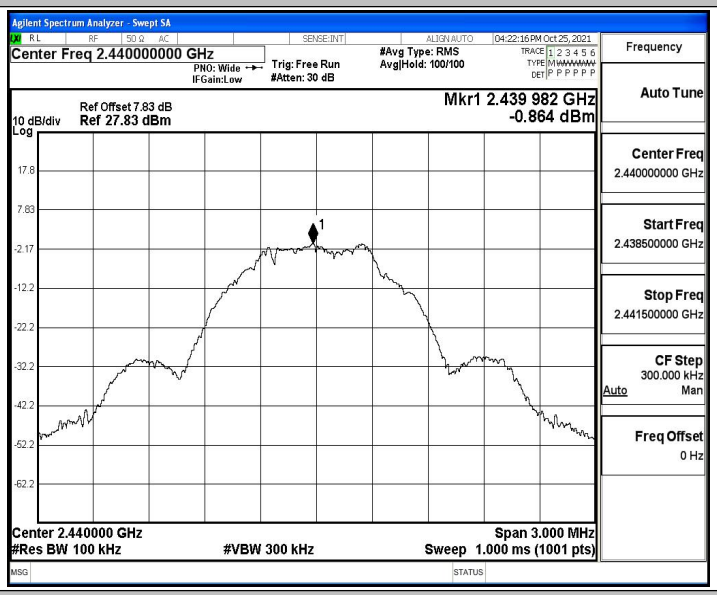

BLE_1M_Ant1_2440_30~1000

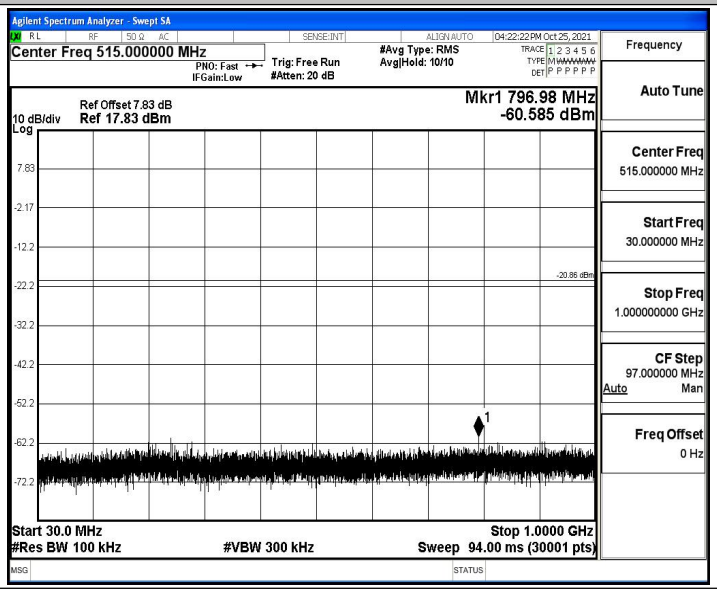

BLE_1M_Ant1_2440_1000~26500

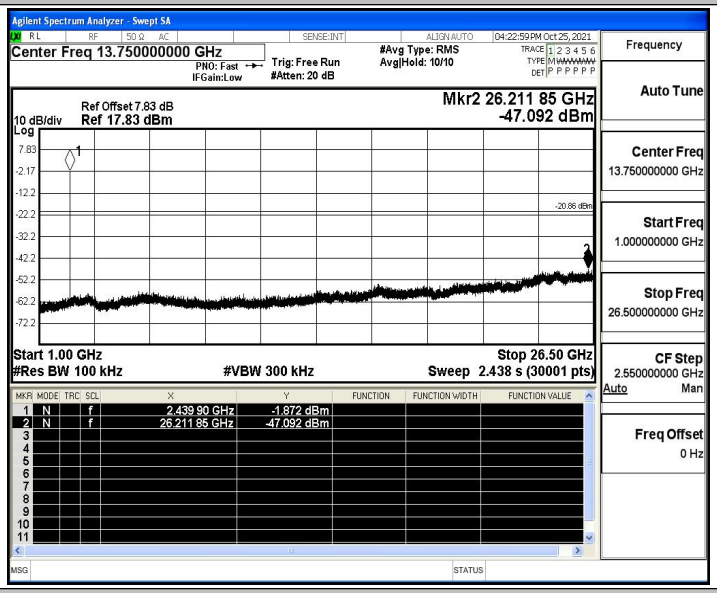

BLE_1M_Ant1_2480_0~Reference

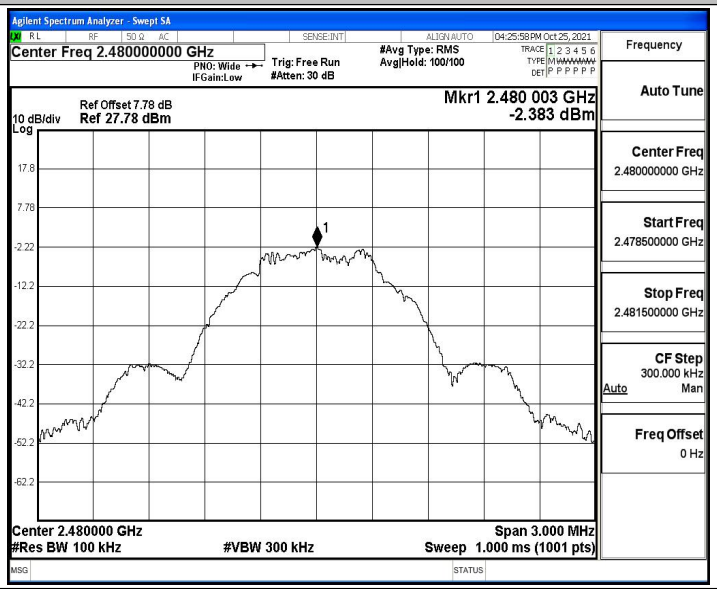

BLE_1M_Ant1_2480_30~1000

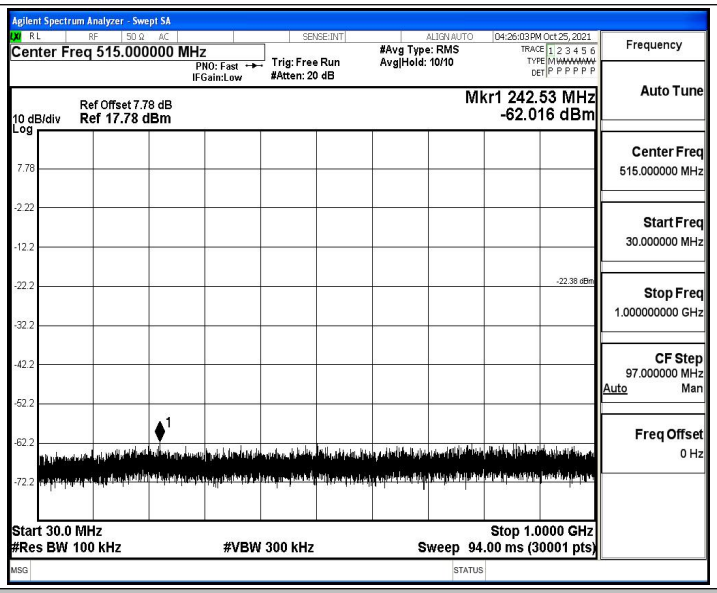

BLE_1M_Ant1_2480_1000~26500

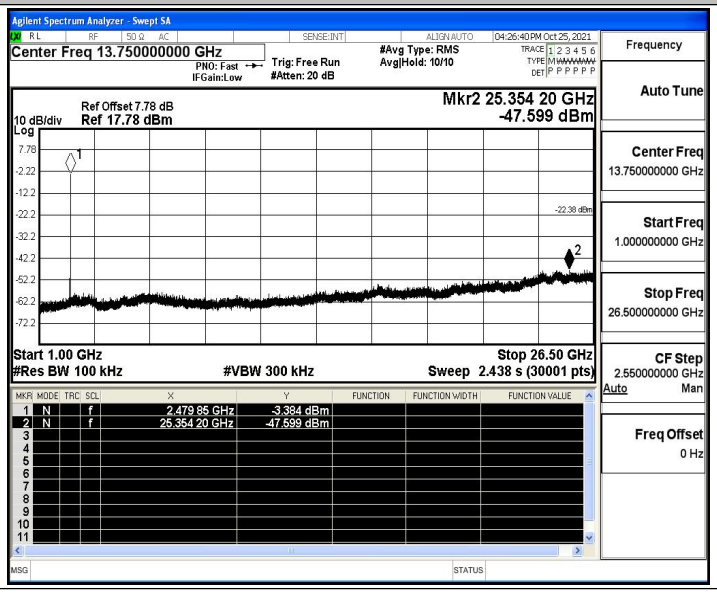

B.6 Duty Cycle

Test Result

TestMode	Antenna	Channel	ON Time [ms]	Period [ms]	X	DC [%]	xFactor	Limit	Verdict
BLE_1M	Ant1	2402	0.39	0.63	0.6190	61.90	2.08	---	PASS
		2440	0.39	0.63	0.6190	61.90	2.08	---	PASS
		2480	0.39	0.63	0.6190	61.90	2.08	---	PASS

Test Graphs

BLE_1M_Ant1_2402

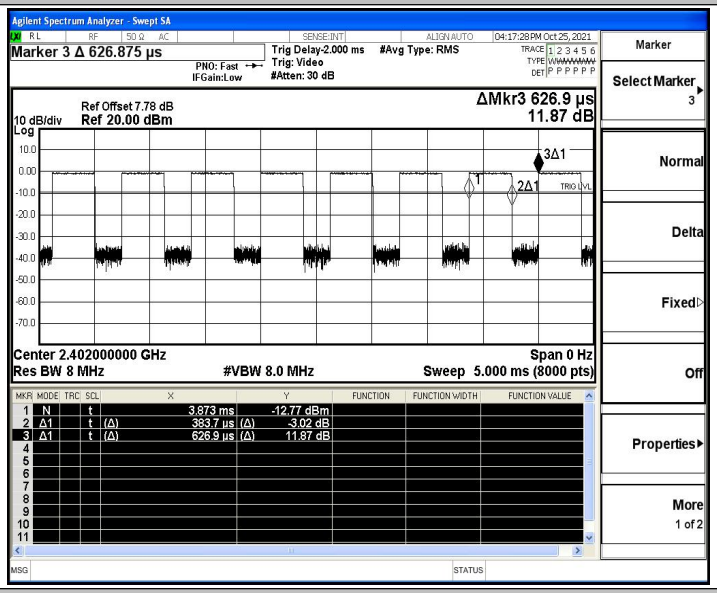

BLE_1M_Ant1_2440

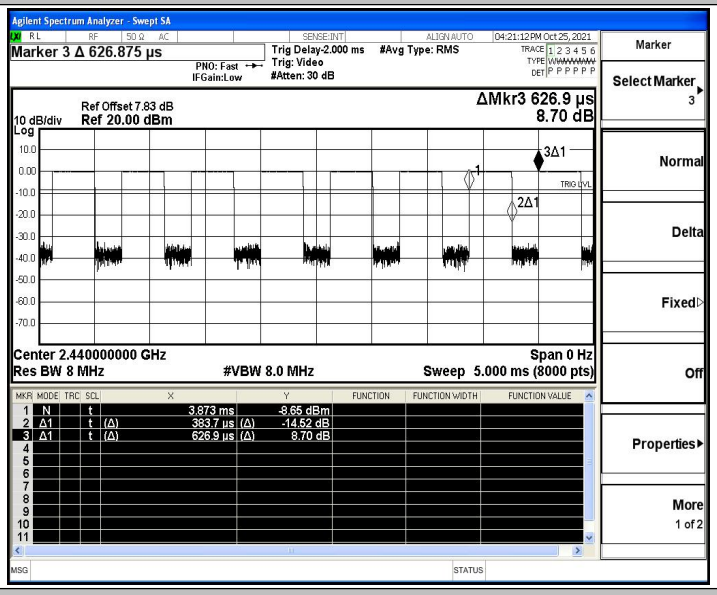

BLE_1M_Ant1_2480

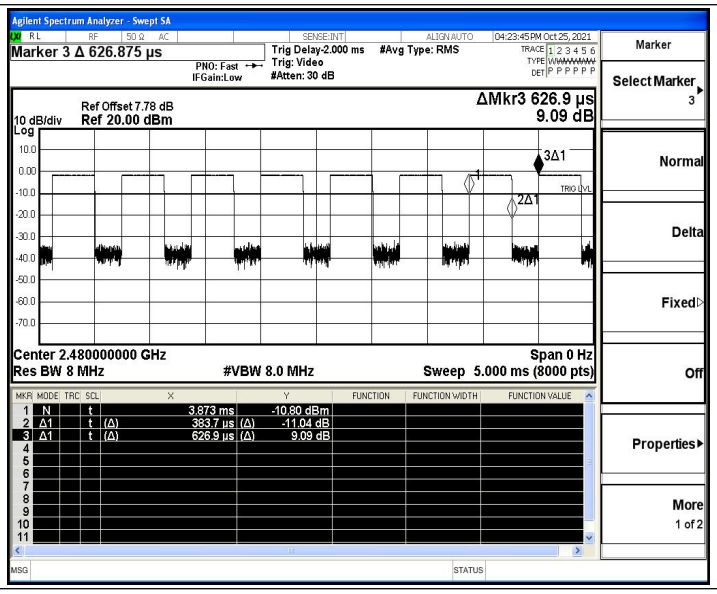
Agilent Spectrum Analyzer - Swept SA
Marker 3 Δ 626.875 µs
PNO: Fast
IFGain:Low
Trig Delay-2.000 ms
Trig: Video
#Atten: 30 dB
#Avg Type: RMS
04:23:45 PM Oct 25, 2021
Ref Offset 7.78 dB
10 dB/div
Ref 20.00 dBm
Log
ΔMkr3 626.9 µs
9.09 dB
3Δ1
2Δ1
TRIG LVL
Center 2.480000000 GHz
Res BW 8 MHz
#VBW 8.0 MHz
Span 0 Hz
Sweep 5.000 ms (8000 pts)
1 N t 3.873 ms -10.80 dBm
2 Δ1 t (Δ) 383.7 µs (Δ) -11.04 dB
3 Δ1 t (Δ) 626.9 µs (Δ) 9.09 dB
Marker
Select Marker 3
Normal
Delta
Fixed
Off
Properties
More 1 of 2

B.7 Emissions in Restricted Bands

Test Result

TestMode	Antenna	ChName	Channel	Detector	Freq. [MHz]	Result [dBm]	Limit [dBm]	Result [dBuV/m]	Limit [dBuV/m]	Verdict
BLE_1M	Ant1	Low	2402	AV	2310.000	-48.24	≤-41.20	46.96	≤54	PASS
				AV	2385.365	-47.67	≤-41.20	47.53	≤54	PASS
				AV	2390.000	-47.9	≤-41.20	47.30	≤54	PASS
				Peak	2310.000	-40.82	≤-21.20	54.38	≤74	PASS
				Peak	2387.045	-38.69	≤-21.20	56.51	≤74	PASS
				Peak	2390.000	-41.44	≤-21.20	53.76	≤74	PASS
		High	2480	AV	2483.500	-47.5	≤-41.20	47.70	≤54	PASS
				AV	2497.360	-47.13	≤-41.20	48.07	≤54	PASS
				AV	2500.000	-47.3	≤-41.20	47.90	≤54	PASS
				Peak	2483.500	-41.13	≤-21.20	54.07	≤74	PASS
				Peak	2489.920	-38.73	≤-21.20	56.47	≤74	PASS
				Peak	2500.000	-42.14	≤-21.20	53.06	≤74	PASS

Note：

1. The Antenna Gain is compensated in the graph.
2. The limit in dBm for average detector is conversion from 54dBuV/m, according to 15.209(a). The limit in dBm for peak detector is 20dB above the limit of average detector in dBm.

Test Graphs

BLE_1M_Ant1_Low_2402_AV

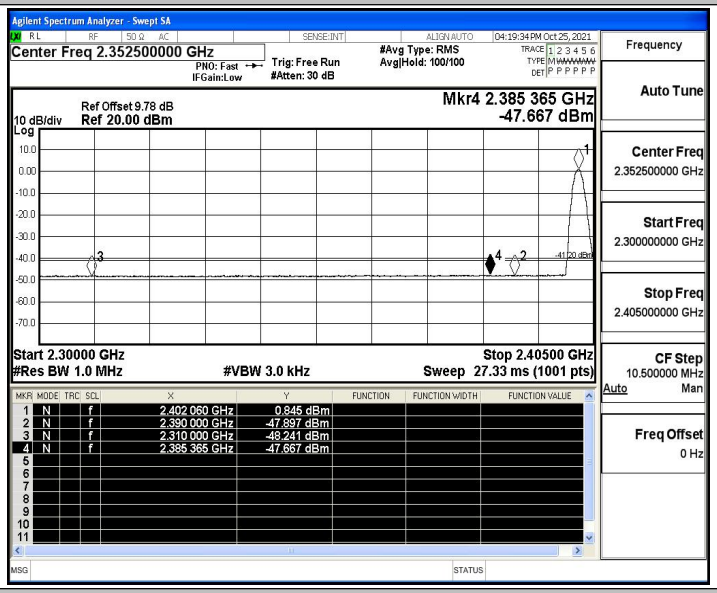

BLE_1M_Ant1_Low_2402_Peak

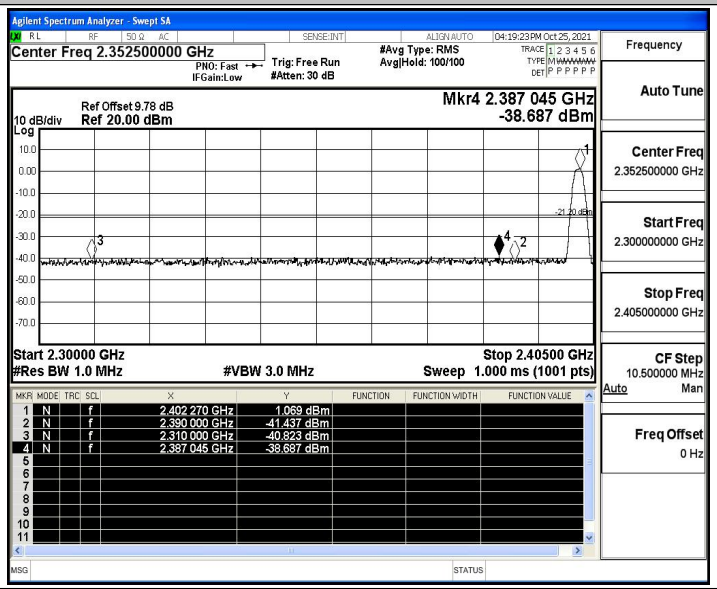

BLE_1M_Ant1_High_2480_AV

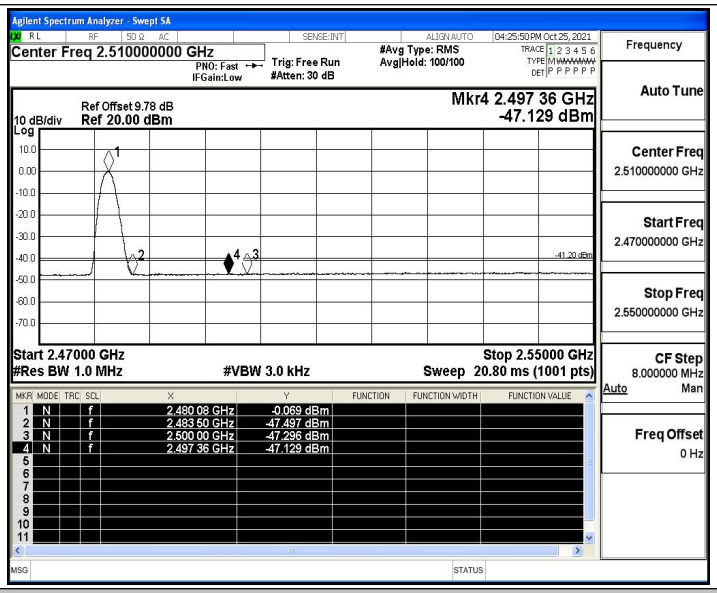
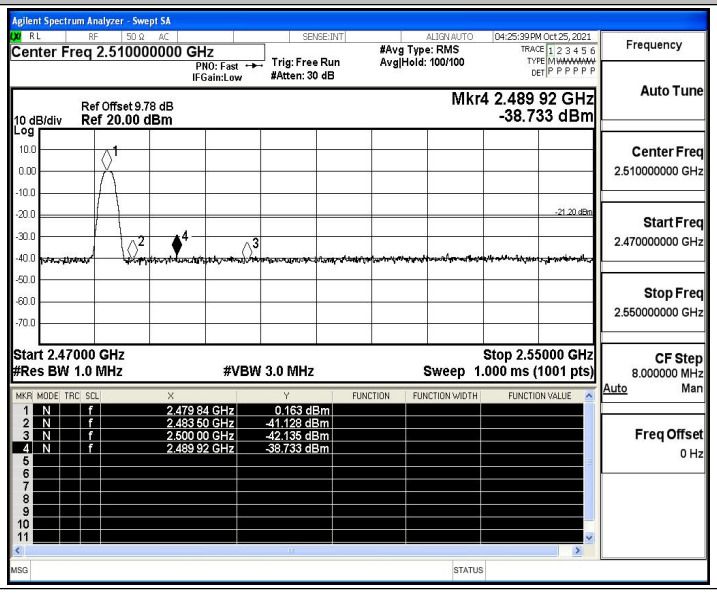
BLE_1M_Ant1_High_2480_Peak